



Cite this: *Chem. Soc. Rev.*, 2025, **54**, 9685

## Electrochemical power sources enabled by multi-ion carriers

Yu Zhang,<sup>ab</sup> Pingping Wu,<sup>b</sup> Chunxiao Chen,<sup>b</sup> Yangjie Liu,<sup>b</sup> Xiaoqi Cai,<sup>b</sup> Wenli Liang,<sup>b</sup> Minghao Li,<sup>bc</sup> Xinyu Zhuang,<sup>b</sup> Yujie Li,<sup>b</sup> Xipeng Chen,<sup>b</sup> Mengyuan Sun,<sup>bc</sup> Lan Wei,<sup>a</sup> Xiang Hu <sup>\*bc</sup> and Zhenhai Wen <sup>\*bc</sup>

The pursuit of high-performance, sustainable, and adaptable energy storage systems stands at the forefront of addressing the ever-growing demands of our modern world. Among the most compelling frontiers in this endeavour are electrochemical technologies empowered by multi-ion carriers, which transcend the intrinsic limitations of conventional single-ion systems. By harmonizing the transport and redox behaviour of diverse cations and anions, these systems give rise to novel mechanisms of charge balance, extended electrochemical stability windows, and cooperative redox pathways. This review offers a panoramic exploration of recent advances in multi-ion carrier-enabled electrochemical energy technologies, with a particular focus on hybrid batteries, capacitors, fuel cells, and redox flow batteries. Through these case studies, we elucidate how the interplay of multiple ions governs structure–function relationships and enhances overall electrochemical performance. Central to this discussion are the underlying working principles, representative device architectures, and the latest innovations in electrode and electrolyte materials. Special attention is devoted to the way multi-ion transport phenomena unlock new electrochemical landscapes, accelerating ion kinetics, stabilizing interphases, and enabling emergent pathways unavailable to single-ion systems. We further highlight forward-looking trends in hybrid ionic configurations, such as the integration of cations, co-transport of cation–anion pairs, and the engineering of aqueous–nonaqueous hybrid systems. In closing, we provide a critical assessment of the electrochemical advantages, scalability prospects, and practical challenges that lie ahead, ranging from kinetic harmonization across multiple ions to scalable device fabrication and the mitigation of complexity-driven safety concerns. By weaving together insights from materials science, electrochemistry, and systems engineering, this review lays a foundation for the rational design of next-generation multi-ion electrochemical energy devices that promise to redefine the limits of performance and versatility.

Received 7th July 2025

DOI: 10.1039/d5cs00785b

rsc.li/chem-soc-rev

## 1. Introduction

Electrochemical energy systems are devices that enable the reversible conversion between electrical and chemical energies through redox reactions at the interface of electrodes and electrolytes.<sup>1–3</sup> Electrolyzers and batteries represent two fundamental forms of electrochemical systems, operating in opposite directions of energy conversion. While electrolyzers use electrical energy to drive non-spontaneous reactions for the production of target chemical products, batteries harness energy from spontaneous electrochemical reactions to deliver usable electrical power.<sup>4–6</sup>

Therefore, electrochemical energy technologies play a pivotal role in powering portable electronics, electric vehicles, and stationary energy storage systems. More importantly, in the context of global decarbonization and energy transition, these devices serve as foundational technologies for the efficient utilization, storage, and high-quality integration of intermittent renewable energy sources such as solar, wind, and hydropower. These technologies encompass batteries, fuel cells, supercapacitors, and electrolyzers, all of which rely on electrochemical reactions to store, convert, or utilize energy in a controllable and sustainable manner.

A defining feature of electrochemical energy devices is their reliance on the coordinated transport of two distinct types of charge carriers (*i.e.* electrons and ions) to complete a closed electrical circuit. During operation, electrons are generated at the anode through oxidation reactions, travel through the external circuit to the cathode, and are consumed *via* reduction reactions. Simultaneously, ions migrate through the internal electrolyte media, such as liquid, polymeric, or solid-state electrolytes, to

<sup>a</sup> College of Chemistry and Chemical Engineering, Xinyang Normal University, Xinyang 464000, China

<sup>b</sup> State Key Laboratory of Structural Chemistry, and Fujian Provincial Key Laboratory of Materials and Techniques Toward Hydrogen Energy, Fujian Institute of Research on the Structure of Matter, Chinese Academy of Sciences, Fuzhou, Fujian 350002, China. E-mail: huxiang@fjirsm.ac.cn, wen@fjirsm.ac.cn

<sup>c</sup> University of Chinese Academy of Sciences, Beijing 100049, China



maintain charge neutrality and sustain the electrochemical reactions at the electrode interfaces. The interplay between electronic and ionic charge carriers is mediated by electrochemical reactions at the electrode/electrolyte interfaces. In this context, the electrochemical reaction can be regarded as a medium that conducts both electrons and ions, effectively bridging the external and internal segments of the circuit, thus closing the loop and enabling continuous operation of the electrochemical energy devices.

What makes these systems particularly complex and tunable is the fundamentally different nature of the two types of charge carriers. Electrons are uniform in nature, possessing identical charge, mass, and behaviour across all systems, and are transported primarily through electronic conductors or first-class conductors in external circuits. By contrast, ions exhibit a high degree of chemical and physical diversity. This diversity includes variations in charge polarity and magnitude, ionic radius, hydration energy, mobility, solvation behaviour, and

electrochemical reactivity. Such diversity renders ionic charge carriers inherently more complex and dynamic than electrons, and their behaviour is highly sensitive to the surrounding electrolyte composition, temperature, and the structure and chemistry of the electrode/electrolyte interface. Ionic charge carriers play a fundamental role in governing the efficiency, energy and power density, reversibility, safety, and durability of electrochemical power devices. In fact, the selection and precise control of ionic species can profoundly influence both device design and overall performance.

In electrochemical devices, ionic charge carriers encompass both the ions involved in redox reactions at the anode and cathode, as well as those responsible for charge transport within the electrolyte. Although ions exhibit remarkable diversity in terms of charge, size, mobility, and solvation behaviour, some conventional electrochemical systems have predominantly relied on a single ionic species to fulfill all these roles. That is, the same ion is responsible for both participating in electrode reactions and migrating through the electrolyte to maintain charge neutrality and complete the internal circuit. For example,  $\text{Li}^+$  and  $\text{Na}^+$  function as the dominant charge carriers in lithium-ion and sodium-ion batteries (LIBs and SIBs), respectively.<sup>7–10</sup> Likewise, protons ( $\text{H}^+$ ) are the sole ion current carriers in proton exchange membrane fuel cells (PEMFCs), while hydroxide ions ( $\text{OH}^-$ ) act as the primary carriers in alkaline fuel cells and batteries.<sup>11–13</sup>

Although this single-ion carrier system offers advantages in terms of simplified design, streamlined material selection, and ease of theoretical modelling, it also imposes fundamental limitations, including material compatibility, limited ion transport efficiency, sluggish reaction kinetics, reduced system tunability, and ultimately, compromised overall performance. Relying on a sole ionic carrier narrows the range of viable electrode and electrolyte chemistries, which can lead to suboptimal charge-transfer processes, a constrained electrochemical



**Yu Zhang**

*Yu Zhang is an Associate Professor at Xinyang Normal University. She received her PhD degree from Northwest University in 2016. After graduation, she joined Xinyang Normal University as a faculty member. Her primary research focuses on the design and synthesis of functional nanomaterials for energy storage and conversion, with particular emphasis on their applications in electrochemical energy conversion, storage systems and electrocatalysis.*



**Xiang Hu**

*mechanisms for electrochemical energy storage systems, such as metal-ion batteries and metal-ion hybrid capacitors.*

*Xiang Hu is an Associate Professor at the Fujian Institute of Research on the Structure of Matter, Chinese Academy of Sciences (FJIRSM, CAS). He received his PhD degree in materials science and engineering from Fuzhou University in 2021. He was a postdoctoral fellow in the laboratory of Prof. Zhenhai Wen at the FJIRSM from 2021 to 2023. His research interests focus on the design of functional nanomaterials, interfacial engineering, and the elucidation of reaction*



**Zhenhai Wen**

*Scholars. His research focuses on advanced electrode materials and hybrid electrochemical energy devices. He has published over 300 papers (*h*-index: 104, 35 000+ citations), holds 20+ patents, and has been a Clarivate Highly Cited Researcher from 2018 to 2024.*

*Zhenhai Wen is a Professor at the Fujian Institute of Research on the Structure of Matter, Chinese Academy of Sciences. He currently directs the Center for Applied Chemistry and the Fujian Key Laboratory of Hydrogen Energy Materials. He received his PhD in 2008 and conducted postdoctoral research at the Max Planck Institute and the University of Wisconsin-Milwaukee. He is a recipient of the National Science Fund for Distinguished Young*



stability window, and diminished adaptability to varying operational or environmental conditions.

In an electrochemical system, any oxidizable reaction can theoretically serve as the anodic process, while any reducible reaction can be used at the cathode. This inherent flexibility offers a broad reaction space for the design of electrochemical systems. On this basis, employing multiple ionic species as charge carriers for both anodic and cathodic reactions not only breaks the conventional reliance on single-ion systems, but also opens up diverse opportunities for developing novel and multi-functional electrochemical devices. For instance, the cooperative migration of different ions can enable the coupling of energy storage with value-added chemical synthesis, thereby advancing the design of electrochemical systems featuring multi-energy integration and multi-scale regulation. Hence, electrochemical systems enabled by multi-ion carriers represent a paradigm shift from single-ion designs by decoupling or diversifying the functional roles of ionic species within the device. Rather than relying on single-ion carriers to mediate both electrode reactions and ionic conduction, these systems harness the complementary properties of multiple ionic species, which may vary in valence, size, mobility, or redox activity, to fulfill distinct functional roles. This emerging strategy enables one ion species to primarily engage in redox reactions, while another is optimized for rapid ionic transport or enhanced interfacial stability within the electrolyte, or *vice versa*, depending on the system design.

There is growing interest in such multi-ion electrochemical architectures, where distinct ions either activate separate electrochemical pathways or synergistically cooperate to enhance charge transport across electrodes and electrolytes. By decoupling these roles, multi-ion systems offer significantly greater design flexibility, enabling the use of previously incompatible materials, tailoring of interfacial chemistries, and fine-tuning of reaction environments.<sup>14,15</sup> Moreover, the incorporation of diverse ion species expands the range of accessible redox potentials, enhances the electrochemical stability window, and opens avenues for new charge compensation mechanisms, ultimately leading to improved reaction kinetics, higher energy density, and better operational stability under diverse conditions. This shift toward cooperative ionic functionality holds great promise for the next generation of energy storage and conversion devices, including hybrid batteries, capacitors, and advanced fuel cells.

Despite the growing momentum in this field, a comprehensive understanding of multi-ion electrochemical systems remains fragmented, with relevant studies often isolated across distinct device types, chemistries, or ionic configurations. While traditional multi-ion systems, such as supercapacitors with electrolyte ion pairing or inorganic redox flow batteries, have been extensively reviewed in earlier works, these discussions are often constrained to specific device classes and well-established mechanisms. However, recent breakthroughs in electrochemical technologies have given rise to a new generation of multi-ion energy devices, wherein multi-ion carriers are intentionally integrated to perform distinct and cooperative functions, ranging from charge compensation and redox activity to transport

enhancement and interface stabilization. These include, for example, hybrid-ion batteries utilizing both monovalent and multivalent cations, dual-anion systems, pH-gradient modulators, and emerging devices that combine aqueous and non-aqueous electrolyte environments to enable broader electrochemical tunability.

Despite the growing interest in multi-ion carrier-enabled electrochemical systems, the current body of literature remains highly fragmented, with existing discussions often limited to specific device types, such as redox flow batteries or hybrid supercapacitors, or narrowly focused on particular ionic species.<sup>16–19</sup> To date, no systematic review has holistically captured the design principles, ion-specific functionalities, and broad material strategies that underpin this emerging class of electrochemical architecture. As a result, there remains a lack of integrated understanding regarding how multiple ionic species can be synergistically utilized to optimize electrochemical performance across diverse platforms.

This review aims to address that critical knowledge gap by providing a comprehensive and forward-looking analysis of multi-ionic carrier-enabled electrochemical energy devices, with a particular emphasis on newly developed, reimagined, or under-explored systems that go beyond traditional implementations. These include devices that exploit decoupled redox-transport ion roles, hybrid ion electrolytes, asymmetric ionic configurations, and interface-modulating ions, all of which represent a deviation from conventional single-ion paradigms. To this end, we adopt a cross-disciplinary perspective, bridging advances in electrochemistry, materials science, and systems engineering, to deliver a unifying framework for understanding and advancing multi-ion strategies. Our goal is not only to highlight current progress but also to provide design guidelines, mechanistic insights, and emerging challenges that will inform the rational development of next-generation energy storage and conversion technologies.

This review provides a comprehensive and logically structured overview of electrochemical power sources (EPSS) enabled by multi-ion carriers. We begin by establishing a fundamental framework that classifies multi-ion EPSS based on ionic functionality, device architecture, and synergistic ion interactions, laying the groundwork for understanding how multi-ion strategies enhance energy storage and conversion. Building on this foundation, we systematically examine various device types, including hybrid batteries (cationic, anionic, mixed-ion, and multi-cathode systems), hybrid battery-capacitors employing mono- and multivalent ions, and a diverse range of fuel cells, such as hybrid acid-alkali systems, solid oxide fuel cells with mixed conduction, and metal-air or H<sub>2</sub>O<sub>2</sub>-based configurations. Flow battery systems are also discussed, with emphasis on redox-active species design, membrane engineering, and system-level ion transport optimization. Finally, we explore key challenges and opportunities in multi-ion EPSS, covering material design, interfacial chemistry, performance metrics, and emerging applications from grid-scale storage to advanced fuel cells and integrated electrosynthesis.

By synthesizing insights across these sections, this review offers a multidimensional perspective on the design, mechanisms, and future directions of multi-ion electrochemical systems.



Our analysis not only consolidates foundational understanding but also highlights emerging trends, critical challenges, and promising opportunities that are reshaping the field. Designed to serve as both a comprehensive reference and a strategic guide, this article aims to bridge the gap between fundamental science and practical engineering, empowering the advancement of multi-ion carrier-enabled energy technologies. Ultimately, we aspire to inspire interdisciplinary collaboration among researchers, engineers, and industry stakeholders by fostering a deeper understanding of ion transport mechanisms, interfacial dynamics, and sustainable material strategies. Through this integrated approach, we aim to accelerate the development of efficient, adaptable, and environmentally responsible electrochemical energy devices that meet the complex demands of the future energy landscape.

## 2. Fundamentals of multi-ion EPSs

### 2.1. Concept

The operation of EPSs fundamentally depends on the coupled transport of electrons and ions, forming a closed-loop circuit essential for charge conservation and sustained energy conversion. During charge and discharge processes, electrons flow through the external circuit, while ions migrate through the electrolyte to maintain electroneutrality within the cell. To accommodate this dual transport mechanism, electrochemical reactions at the interface between electrodes and electrolytes serve as the critical junction where electronic and ionic charge carriers converge, acting as a dual-conduction gateway that enables electron flow through the external circuit and ion transport within the cell. Ion carriers in electrochemical systems may serve as transport-mediating ions within the electrolyte, redox-active ions and product ions involved in electrochemical redox reactions, or interfacial modulators.

While traditional systems typically employ a single ionic species to perform all these roles, multi-ion EPSs are energy storage or conversion systems that intentionally employ two or more distinct ionic species to fulfill a specific electrochemical function. For instance, one ion may engage in redox reactions or be produced as a reaction product, while others ensure efficient ionic transport, buffer charge imbalances, or stabilize electrode/electrolyte interfaces. By decoupling these functions across multiple ions, multi-ion EPSs allow independent tuning of redox chemistry, transport dynamics, and interfacial behaviour, leading to enhanced system performance.

The identity, mobility, and redox activity of each ionic species significantly influence key performance metrics such as reaction kinetics, operating voltage, energy density, and long-term stability. To support these differentiated roles, multi-ion systems often incorporate hybrid electrolytes or multi-channel ionic conductors, paired with electrodes engineered for selective responsiveness to specific ions. During operation, this configuration enables cooperative behaviour. For instance, one ion may undergo intercalation or conversion-type redox reactions, while another concurrently regulates interfacial properties or maintains charge neutrality, cooperatively improving system efficiency and stability.

This collaborative approach to ion transport yields several compelling advantages over conventional single-ion systems. First, enriched redox mechanisms allow for tandem or simultaneous redox processes, potentially enhancing energy efficiency and capacity. Second, broader material compatibility enables the use of a wider range of electrode and electrolyte materials, accelerating innovation and optimization. Third, improved charge/discharge kinetics result from synergistic ion transport, reduced interfacial impedance and mitigated ion concentration gradients. Fourth, tailored interfacial chemistry can be achieved by leveraging the interplay of multiple ions, promoting the controlled formation of stable and functional solid–electrolyte interphases (SEI) or cathode electrolyte interphases (CEI), thereby enhancing cycling life and safety. Altogether, the structural and mechanistic flexibility of multi-ion EPSs enables precise control over ion transport, redox processes, and interfacial dynamics, making them highly adaptable for a wide range of applications, including grid-scale energy storage, high-power batteries, and flexible electronics.

### 2.2. Historical perspective

In the dynamic landscape of electrochemical energy storage and conversion, multi-ion carrier power supply devices stand as a cornerstone of innovation, with their development intricately tied to the manipulation of diverse ionic species. The timeline of these devices, categorized into hybrid batteries, hybrid battery capacitors, fuel cells, and redox flow batteries (Fig. 1), vividly illustrates how multi-ion carriers underpin advancements in energy technology, enabling breakthroughs in performance, efficiency, and application versatility.

Hybrid batteries mark an early and pivotal chapter in the exploration of multi-ion carriers. The journey began in 1800 when the Italian scientist Alessandro Volta invented the Voltaic Pile. In this pioneering battery, zinc ions ( $\text{Zn}^{2+}$ ) migrated toward the Cu cathode, while protons ( $\text{H}^+$ ) moved toward the Zn anode, maintaining charge balance in the solution. Then exploration advanced in 1966 with the emergence of Li–Cl<sub>2</sub> batteries, where the interplay of  $\text{Zn}^{2+}$  and  $\text{Cl}^-$  ions drives energy storage and release. A major milestone followed in 1996 with the advent of Li-based dual-ion batteries (Li-DIBs), which employed both  $\text{Li}^+$  and  $\text{PF}_6^-$  ions, marking a critical advancement in understanding dual-ion electrochemistry. As research progressed, the ionic landscape expanded with the emergence of Li–Na hybrid ion batteries (Li–Na HIBs) in 2006 and Zn–Mn hybrid ion batteries ( $\text{Zn}^{2+}/\text{Mn}^{2+}$ ) in 2011, broadening the spectrum of multi-ion configurations. These hybrid batteries utilize multi-ion carriers, including different metal cations and, in some cases, accompanying anions, to orchestrate electrochemical reactions. By combining ions with distinct properties, hybrid batteries push beyond the limitations of single-ion systems, aiming for higher energy densities, wider voltage windows, and improved cycle stability. A representative example is the Zn–Al HIBs developed in 2015, where the synergistic behavior of  $\text{Zn}^{2+}$  and  $\text{Al}^{3+}$  facilitates unique redox pathways and interfacial dynamics, enabling performance metrics that are difficult to attain in traditional single-ion counterparts.



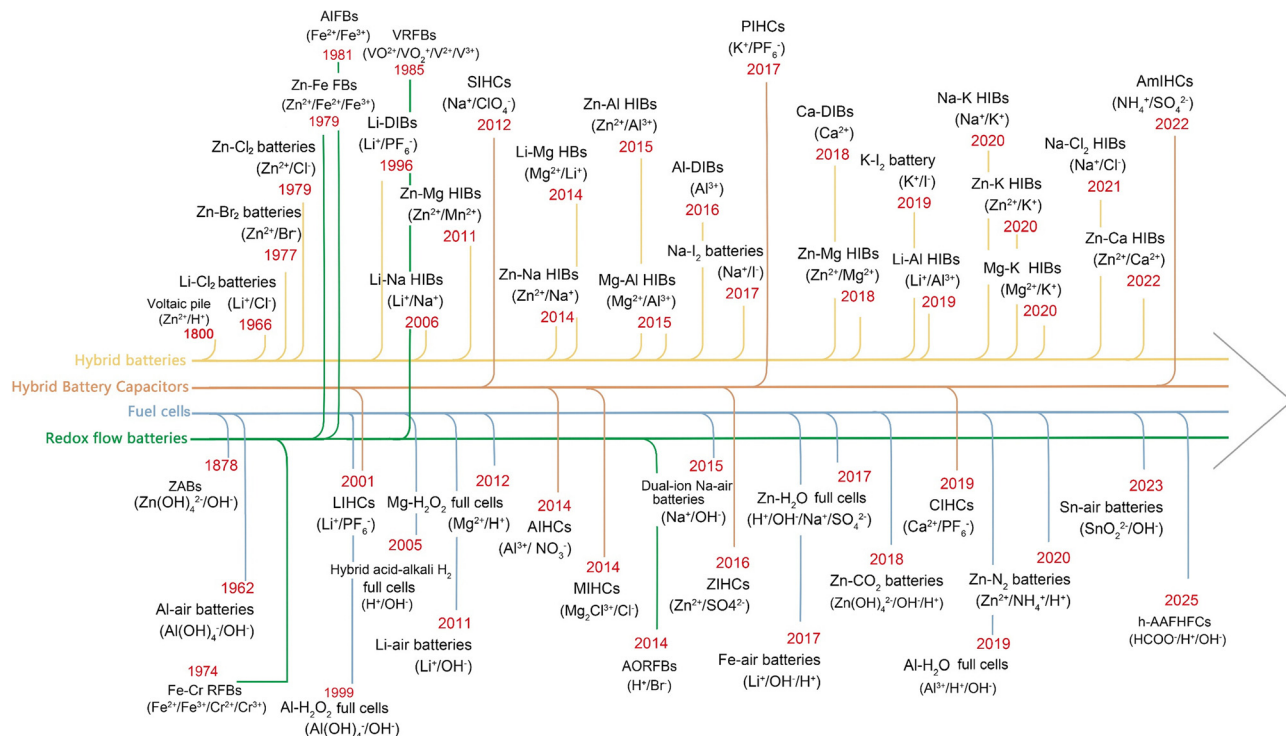


Fig. 1 A brief development history of representative multi-ion EPSs.

Building on the foundations laid by hybrid batteries, hybrid battery capacitors further exemplify the power of multi-ion carriers. The emergence of sodium-ion hybrid capacitors (SIHCs) in 2012 marked a significant step forward, where the combination of  $\text{Na}^+$  and  $\text{ClO}_4^-$  ions enabled the integration of battery-like and capacitor-like behaviours within a single device. As the field progressed, the development of aluminum-ion hybrid capacitors (AIHCs) based on  $\text{Al}^{3+}$  and  $\text{NO}_3^-$  ions in 2014, followed by zinc-ion hybrid capacitors ( $\text{Zn}^{2+}/\text{SO}_4^{2-}$ ) in 2016, highlighted the importance of controlled ion transport and synergistic ion interactions. These systems exploit the complementary electrochemical properties of multiple ionic species to simultaneously deliver high-energy and high-power outputs. The continued evolution of ion chemistries, exemplified by the emergence of ammonium-ion hybrid capacitors (AmIHCs) based on  $\text{NH}_4^+$  and  $\text{SO}_4^{2-}$  in 2022, highlights how multi-ion strategies drive functional diversification and performance enhancement across a broad spectrum of electrochemical energy storage applications.

Fuel cells represent a critical frontier in multi-ion carrier-driven energy conversion, where the efficient transfer of ions dictates power generation. The Zn-air batteries (ZABs) reported in 1878 pioneered this path, with hydroxide ions ( $\text{OH}^-$ ) and Zn related species (e.g.,  $\text{Zn}(\text{OH})_4^{2-}$ ) facilitating the electrochemical oxidation of Zn and  $\text{O}_2$  reduction. As technology advances, systems like Al-air batteries ( $\text{Al}(\text{OH})_4^-/\text{OH}^-$ ) reported in 1981 and dual-ion Li-air batteries ( $\text{Li}^+/\text{OH}^-$ ) reported in 2011 expand the ion-mediated reactions, each leveraging specific cations and anions to drive fuel oxidation and oxygen reduction reactions (ORRs). Modern developments, such as the anticipated hybrid acid-alkali formaldehyde fuel cell ( $\text{HCOO}^-$ ,  $\text{H}^+$ , and

$\text{OH}^-$ ) reported in 2025, highlight the growing complexity of multi-ion carriers. In fuel cells, protons ( $\text{H}^+$ ),  $\text{OH}^-$ , or other ionic species must be precisely shuttled to enable the electrochemical conversion of fuels like hydrogen ( $\text{H}_2$ ) and formaldehyde into electricity. The multi-ion dynamics here are not just about energy storage but about sustained energy conversion, where the movement and reaction of ions at electrodes and through electrolytes determine the efficiency, durability, and scalability of fuel cell systems. Thus, fuel cells demonstrate how multi-ion carriers are indispensable for unlocking the potential of electrochemical energy conversion, bridging the gap between chemical fuels and electrical power.

Redox flow batteries (RFBs) close this evolutionary loop, emphasizing the sustained role of multi-ion carriers in large-scale energy storage. The iron-chromium flow batteries (Fe-Cr FBs) reported in 1974 initiated this journey, with  $\text{Fe}^{2+}/\text{Fe}^{3+}$  and  $\text{Cr}^{2+}/\text{Cr}^{3+}$  ions shuttling between tanks to store and release energy. Subsequent RFBs, like the zinc bromine flow batteries ( $\text{Zn-Br}_2$  FBs) based on  $\text{Zn}^{2+}/\text{Br}^-$  reported in 1977 and zinc iron flow batteries ( $\text{Zn-Fe}$  FBs) based on  $\text{Zn}^{2+}/\text{Fe}^{2+}/\text{Fe}^{3+}$  reported in 1979, continue to rely on ion shuttling, each introducing unique cation-anion combinations to tailor energy density, solubility, and reaction kinetics. The aqueous organic redox flow batteries (AORFBs) further illustrated the adaptability of multi-ion carriers in 2014, using  $\text{H}^+$  and  $\text{Br}^-$  to enable organic-based, potentially more sustainable energy storage. In RFBs, the separation of redox-active electrolytes and the continuous flow of multi-ion-laden solutions allow for scalable energy storage, making them ideal for grid-level applications. The multi-ion carriers here dictate the battery's capacity (through ion concentration), voltage



(*via* redox potential differences), and cycle life (influenced by ion stability). As such, redox flow batteries exemplify how mastering multi-ion carrier dynamics is key to developing reliable, large-scale energy storage solutions that can support the transition to renewable energy grids.

Across hybrid batteries, hybrid battery capacitors, fuel cells, and redox flow batteries, the common thread is the centrality of multi-ion carriers. These ionic species are not just passive components but active enablers of performance optimization, functional diversification, and technological scalability. From tailoring electrochemical reactions in hybrid batteries to facilitating energy conversion in fuel cells and enabling large-scale storage in redox flow batteries, multi-ion carriers underpin the past, present, and future of multi-ion carrier power supply devices. As research continues to push boundaries, the deliberate design and manipulation of multi-ion systems will remain pivotal in unlocking next-generation energy technologies, meeting global demands for efficient, sustainable, and versatile energy storage and conversion.

### 2.3. Classification and categories

Multi-ion EPSs encompass a broad class of energy storage and conversion systems that strategically incorporate two or more distinct ionic species to perform complementary roles. These systems can be classified from various perspectives, including ion types or function, configuration, origin, and dynamic behavior, each reflecting a different aspect of their operational complexity and design philosophy.

From a function-based perspective, multi-ion EPSs can be categorized according to the roles fulfilled by each ion type. In complementary-ion systems, the ionic species are assigned distinct functions: ions participate directly in or may be produced during energy conversion *via* electron transfer; transport-mediating ions support ionic conductivity and maintain charge balance; and interface-modulating ions enhance interfacial stability or regulate reaction kinetics. Alternatively, some systems utilize multi-redox-ion configurations, where two or more ionic species are electrochemically active. These systems often exhibit broad electrochemical windows or novel redox mechanisms, as exemplified by hybrid acid/alkali batteries or fuel cells involving both  $\text{OH}^-$  and  $\text{H}^+$  in aqueous environments.<sup>20–23</sup>

A configuration-based classification focuses on how ionic species are spatially arranged and interact within the system. In spatially separated ion systems, different ions operate in distinct compartments, such as the anode and cathode regions, typically separated by ion-selective membranes. This configuration is common in dual-ion batteries and some flow batteries. Conversely, in mixed-ion systems, all ionic species coexist in a single electrolyte and operate simultaneously, often resulting in complex but synergistic ion–ion and ion–electrode interactions that enhance overall performance.

Multi-ion EPSs can also be differentiated based on the origin of their ionic diversity. Intrinsically multi-ion systems arise from materials or electrolytes that naturally host multiple mobile ions, such as mixed-cation solid-state electrolytes or multi-component ionic liquids.<sup>24–27</sup> In contrast, extrinsically

engineered systems involve the deliberate introduction of secondary or tertiary ionic species, either through additives, co-electrolytes, or electrode functionalization, to achieve targeted performance enhancements such as improved cycling stability or interfacial protection.

Finally, a dynamics-based classification considers the temporal role of each ion during device operation. In sequential-ion systems, different ions dominate at different stages of charge/discharge or under specific operating conditions. For example, a primary redox ion may be active during normal operation, while a secondary ion stabilizes the interface during rest or overpotential events. In simultaneous-ion systems, multiple ions participate concurrently throughout the electrochemical cycle, often requiring finely tuned ion transport and reaction coordination to avoid interference and maximize synergy.

This multi-dimensional classification not only reflects the growing complexity of multi-ion EPS architectures but also provides a useful framework for guiding material design, mechanistic understanding, and system-level optimization in next-generation electrochemical technologies.

## 3. Hybrid batteries

Hybrid batteries have recently emerged as a distinct family of electrochemical energy-storage devices that transcend the intrinsic limitations of single-ion “rocking-chair” chemistries by orchestrating the concerted transport of multiple ionic species. By mobilizing multiple types of charge carriers either simultaneously or sequentially, these systems leverage complementary redox potentials, diffusion kinetics, and solvation behaviors, thereby opening new avenues toward enhanced energy density, improved rate performance, and extended cycle life. Architecturally, multi-ion systems encompass a diverse array of configurations, ranging from purely cationic (*e.g.*,  $\text{Li}^+$ ,  $\text{Na}^+$ ,  $\text{K}^+$ ,  $\text{Ca}^{2+}$ ,  $\text{Mg}^{2+}$ ,  $\text{Zn}^{2+}$ ,  $\text{Al}^{3+}$ ,  $\text{NH}_4^+$ , and  $\text{H}^+$ ) designs that shuttle two or more metal ions to mixed cation–anion (*e.g.*,  $\text{ClO}_4^-$ ,  $\text{PF}_6^-$ ,  $\text{TFSI}^-$ ,  $\text{Cl}^-$ ,  $\text{Br}^-$ , and  $\text{I}^-$ ) systems, wherein oppositely charged species operate cooperatively, and further to more complex triple or quadruple ion frameworks that integrate multiple cations and anions within a unified electrochemical circuit.<sup>28</sup> Each configuration enables a dynamic interplay of intercalation, alloying, conversion, and capacitive processes, thereby offering unprecedented flexibility in both material selection and cell architecture design.

A practical framework for understanding these architectures is to classify them based on the charge type (cationic or anionic) and the number of principal mobile species, as illustrated schematically in Fig. 2. In dual-cation systems, two distinct metal ions, referred to as “ $\text{M}_1$ ” and “ $\text{M}_2$ ”, may originate from either the electrodes or the electrolyte. The most straightforward configuration operates analogously to a two-lane shuttle (Fig. 2a). During the charging process,  $\text{M}_1$  is de-intercalated from the cathode, whereas  $\text{M}_2$  undergoes plating, alloying, or intercalation at the anode. These processes are reversed during discharge. Since many multivalent ions (typical  $\text{M}_2$  species such as  $\text{Mg}^{2+}$ ,  $\text{Zn}^{2+}$ , or  $\text{Al}^{3+}$ ) exhibit sluggish diffusion kinetics or unfavourable





Fig. 2 Schematic illustration of representative hybrid battery configurations based on different charge carrier types: (a) and (b) dual-cation systems; (c) cation–anion dual-ion system; (d) triple-ion system with two cations and one anion; (e) triple-ion system with one cation and two anions; and (f) quadruple-ion system comprising two cations and two anions.

intercalation thermodynamics in conventional cathode materials, the simultaneous participation of a fast-diffusing monovalent ion (e.g.,  $\text{Li}^+$  or  $\text{Na}^+$ ) can help mitigate kinetic limitations and stabilize the cathode host structure.<sup>29,30</sup> A more synergistic design involves the co-insertion of both cations into a single electrode, while the counter electrode accommodates only  $\text{M}_2$  (Fig. 2b). This co-intercalation strategy has been demonstrated to alleviate volume strain, extend the accessible redox potential window, and markedly enhance rate capability compared to single-cation systems.

When one mobile species is a cation ( $\text{M}_1$ ) and the other an anion ( $\text{N}_1$ ), the system constitutes a cation–anion dual-ion battery (Fig. 2c).<sup>31</sup> During charging,  $\text{M}_1$  migrates toward the anode while  $\text{N}_1$  moves toward the cathode, which is typically composed of graphite. This configuration allows for the replacement of costly transition-metal oxides with low-cost carbonaceous hosts, while also enabling a broader electrochemical window determined by the high insertion potential of the anion. Since both ionic species vacate their respective host structures during discharge, the overall electrode frameworks remain largely intact, leading to excellent cycling stability and enhanced material sustainability.

Advancing beyond the dual-ion concept, triple-ion strategies introduce a second cation ( $\text{M}_2$ ) alongside the cation–anion pair

(Fig. 2d). Co-alloying of  $\text{M}_1$  and  $\text{M}_2$  at a Sn or Al anode can alleviate the acute volume expansion that plagues single-metal alloying, while the simultaneous intercalation of  $\text{N}_1$  into graphite upshifts the average discharge voltage. Analogously, one can envisage a configuration that couples a single cation ( $\text{M}_1$ ) to two distinct anions ( $\text{N}_1$  and  $\text{N}_2$ ) (Fig. 2e), or the fully fledged quadruple-ion architecture in which two cations and two anions cycle concertedly (Fig. 2f). In theory, each additional mobile species adds a new degree of freedom for tailoring reaction thermodynamics, transport pathways, and mechanical buffering, paving the way for devices that simultaneously maximize power, energy, and durability.

By integrating disparate charge carriers, hybrid batteries can effectively compensate for the limitations associated with any single ion, such as electrode degradation, narrow electrochemical windows, or sluggish kinetics, while simultaneously harnessing their collective strengths.<sup>32</sup> This versatility positions multi-ion systems as a powerful platform for balancing performance, cost, and resource sustainability across applications ranging from wearable electronics to grid-scale storage. As research pushes towards increasingly complex but high-performance chemistries, hybrid batteries lie at the forefront of multi-ion energy-storage innovation. The sections that follow will survey



recent advances in cationic hybrids and then extend to mixed cation–anion devices, highlighting how the deliberate orchestration of multiple ionic species defines the cutting edge of next-generation electrochemical technology.

### 3.1. Dual-cation hybrid batteries

Dual-cation hybrid batteries (DCHBs) represent a prominent subclass of hybrid energy storage systems, in which multiple positively charged ions are co-employed as active charge carriers. These include both monovalent ions such as  $\text{Li}^+$ ,  $\text{Na}^+$ , and  $\text{K}^+$ , and multivalent ions such as  $\text{Mg}^{2+}$ ,  $\text{Zn}^{2+}$ ,  $\text{Ca}^{2+}$ , and  $\text{Al}^{3+}$ . Based on the physical and chemical properties of these elements themselves (Fig. 3a and b),  $\text{Li}^+$  possesses the smallest ionic radius and lowest atomic mass among the monovalent cations, facilitating rapid and deep intercalation, and enabling

high gravimetric and volumetric energy densities. In contrast, the larger radii of  $\text{Na}^+$  and especially  $\text{K}^+$  result in greater steric hindrance within host structures, which hinders solid-state diffusion and reduces specific capacities. Multivalent cations such as  $\text{Mg}^{2+}$ ,  $\text{Zn}^{2+}$ ,  $\text{Ca}^{2+}$ , and  $\text{Al}^{3+}$  offer the potential for multi-electron transfer per ion and, in some cases, possess ionic radii comparable to or even smaller than  $\text{Na}^+$ .<sup>33,34</sup> However, their higher charge density intensifies electrostatic interactions with host lattices, which significantly impedes ion mobility and often leads to interfacial polarization or structural passivation.

The dual-cation strategy is intended to combine the complementary strengths of each ion type, namely the high intrinsic energy density of lithium, the abundance and low cost of Na, the rapid transport kinetics of K, the dendrite-free deposition behavior of Mg, the low standard electrode potential *versus*

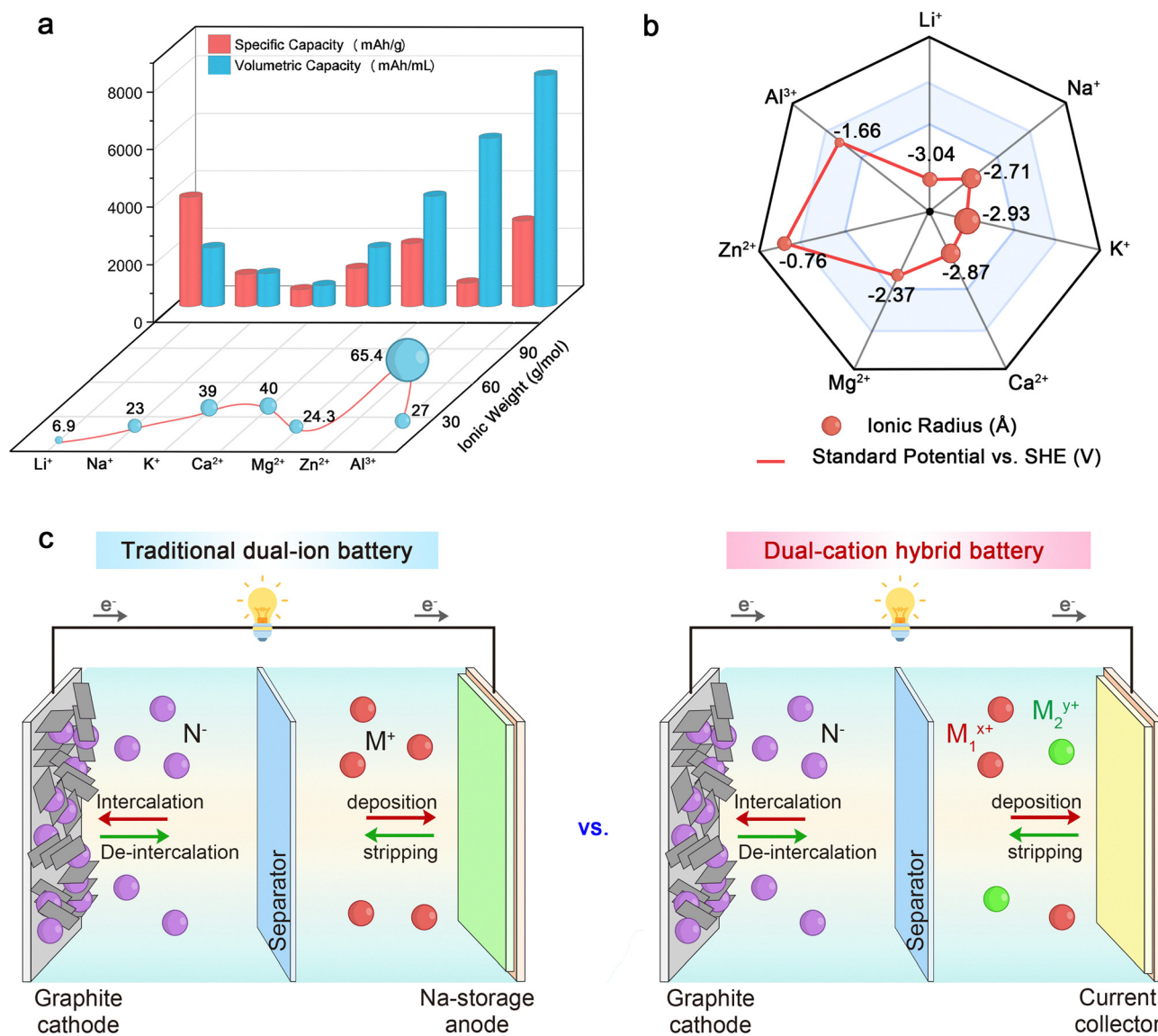


Fig. 3 (a) and (b) Comparison of ionic radii, atomic weights, gravimetric and volumetric specific capacities, and standard electrode potentials vs. SHE for various elements commonly used in hybrid battery systems. (c) Schematic illustration of the working mechanisms of conventional single-ion batteries compared with dual-cation hybrid battery systems.



standard hydrogen electrode (SHE) and aqueous compatibility of Zn, and the high volumetric capacity of Al. By strategically integrating the complementary properties of different metal ions, DCHBs facilitate cooperative redox reactions and customized ion transport pathways. This approach improves energy density, accelerates charge transfer, enhances structural stability, and prolongs cycle life, all of which are performance metrics typically constrained in conventional single-ion systems (Fig. 3c and d). The performance metrics of various dual-cation HIBs are compiled and presented in Table S1. In addition, the inclusion of secondary cations mitigates supply-chain risks by partially substituting critical elements with earth-abundant alternatives.

Continued progress in electrode architecture, electrolyte formulation, and interfacial engineering is rapidly elevating DCHBs' performance, underscoring their promise as high-efficiency, resource-conscious, and durable energy-storage platforms. The subsections that follow systematically review the principal cationic hybrid chemistries, focusing on their reaction mechanisms, material innovations, and practical advantages.

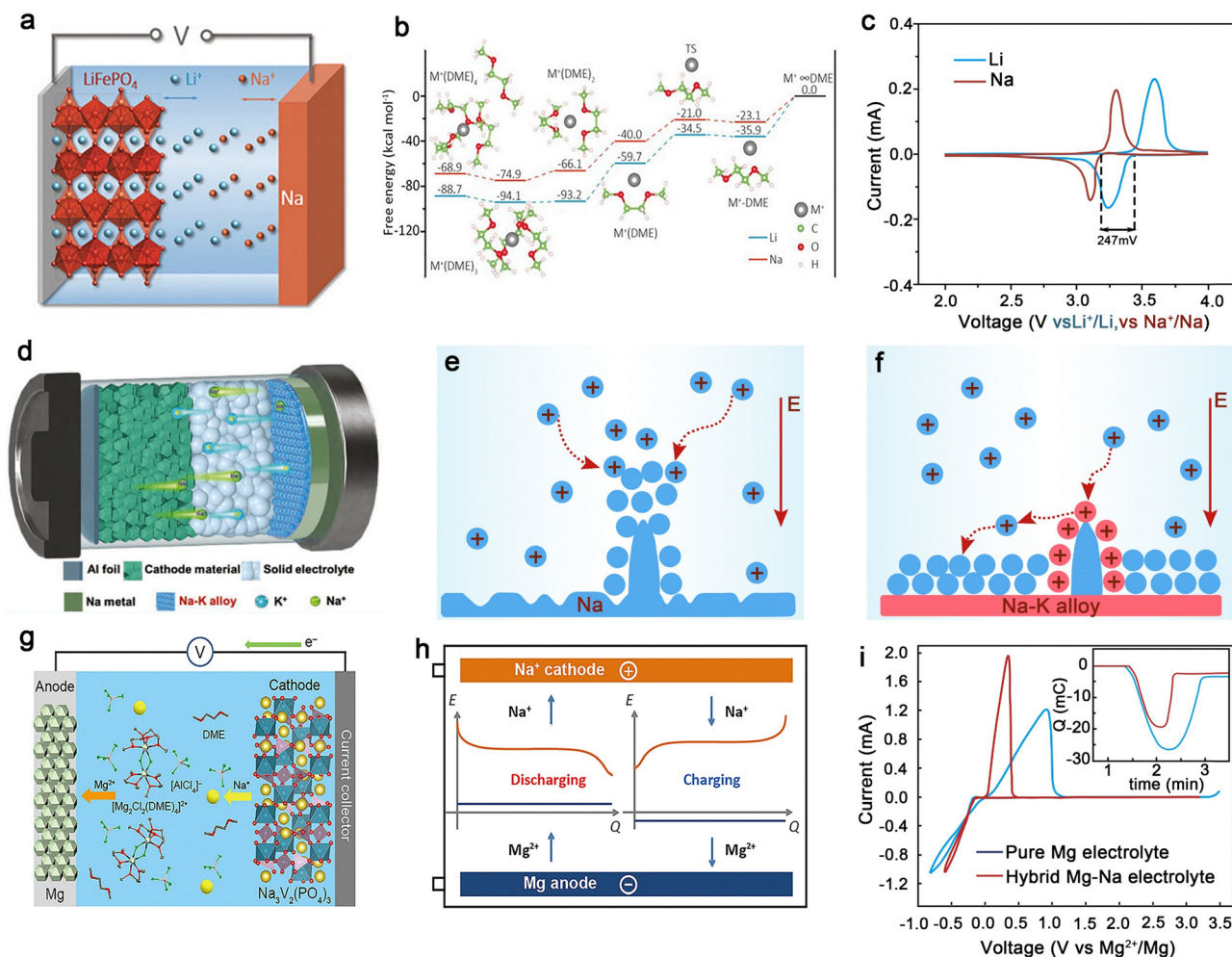
**3.1.1. Li<sup>+</sup> based DCHBs.** LIBs have long dominated modern energy storage systems owing to their unparalleled energy density and extended cycle life, serving as the backbone for portable electronics and electric vehicles.<sup>35</sup> However, this success comes at a critical juncture where surging global demand is rapidly exhausting finite lithium reserves, exposing vulnerabilities in supply chain sustainability, economic feasibility, and long-term resource security. Compounding these challenges are inherent limitations in safety profiles, operational lifespan, and efficiency degradation-fundamental barriers preventing LIBs from fulfilling the rigorous demands of next-generation large-scale energy storage solutions. In this context, SIBs have garnered substantial attention as a cost-effective alternative, leveraging sodium's geological abundance (2.36% vs. 0.0017% for Li in the Earth's crust) and favourable charge transfer characteristics, including lower de-solvation energies in polar solvents and enhanced interfacial kinetics. Despite these advantages, SIBs face intrinsic performance limitations in terms of energy density, rate capability, and cycling durability. These challenges primarily stem from the larger ionic radius of Na (1.02 Å compared to 0.76 Å for Li) and the resulting kinetic constraints. This technological impasse has catalyzed the emergence of lithium-sodium hybrid ion batteries (LSHIBs) as a transformative multi-ion carrier paradigm, where the synergistic co-utilization of Li<sup>+</sup> and Na<sup>+</sup> as complementary charge carriers enables unprecedented electrochemical architectures. By strategically combining lithium's high redox potential and energy density advantages with sodium's cost efficiency and natural abundance, LSHIBs exemplify the multi-ion carrier philosophy - a groundbreaking approach that transcends conventional single-ion limitations through coordinated charge transfer mechanisms.

Recent advancements in this field have focused on engineering electrode architectures and electrolyte formulations that optimize concurrent Li<sup>+</sup>/Na<sup>+</sup> intercalation dynamics. A representative study performed by Wei *et al.*<sup>36</sup> demonstrated this principle through Li-rich layered oxide cathodes (Li<sub>1.18</sub>Ni<sub>0.15</sub>Co<sub>0.15</sub>Mn<sub>0.52</sub>O<sub>2</sub>), where

systematic electrochemical activation induced a dual-cation migration mechanism. Post-activation characterization revealed Na<sup>+</sup> participation in charge compensation processes alongside Li<sup>+</sup>, achieving remarkable rate performance (90 mAh g<sup>-1</sup> at 10C) and cycling stability (105 mAh g<sup>-1</sup> retention over 200 cycles at 5C). This work highlights the potential of multi-ion systems to overcome the classic dilemma between energy density and cost, while also revealing challenges related to the long-term structural evolution caused by mixed-ion transport. Interfacial interactions between hetero-ionic species and host lattices, such as intercalation-induced stress and phase transitions, demand deeper mechanistic insights to realize the full benefits of multi-ion designs. Based on the concept of integrating sodium metal anodes with lithium-based cathodes to optimize energy density and cycling stability, Zhang *et al.*<sup>37</sup> developed a LSHIB configuration comprising a sodium metal anode and a lithium iron phosphate (LFP) cathode, achieving an impressive coulombic efficiency of 99.2% over 100 cycles. This dual-cation design harnesses the simultaneous involvement of both Li<sup>+</sup> and Na<sup>+</sup> ions in electrochemical reactions (Fig. 4a). The hybrid system exhibits significantly lower voltage hysteresis, with a reduction of 247 mV, and displays sharper redox peaks in cyclic voltammetry, indicating enhanced electrochemical reversibility (Fig. 4b), reflecting improved charge transfer kinetics and more efficient Na<sup>+</sup> de-solvation. Notably, while lithium-metal counterparts experience rapid capacity degradation, the LSHIB retains both high capacity and coulombic efficiency over prolonged cycling (Fig. 4c), underscoring how multi-ion architectures synergistically stabilize electrochemical interfaces and optimize energy efficiency through complementary ion transport dynamics.

Structural engineering breakthroughs further optimized ion-host compatibility. Song *et al.*<sup>38</sup> engineered sodium manganese oxide (NMO) cathodes *via* reduction-driven ion exchange, achieving 195 mAh g<sup>-1</sup> over 50 cycles. Na<sup>+</sup> acted as both a charge carrier and a structural stabilizer, yet precise control of ion-exchange kinetics remained challenging. Expanding this approach, Ma *et al.*<sup>39</sup> developed high-entropy doped Na<sub>3</sub>V<sub>2</sub>(PO<sub>4</sub>)<sub>3</sub>@C (HENVP@C) by incorporating five cations (Ti<sup>4+</sup>, Mn<sup>2+</sup>, Fe<sup>2+</sup>, Zr<sup>4+</sup>, and Mo<sup>6+</sup>). This induced lattice distortion, expanding Na<sup>+</sup> diffusion channels and activating V<sup>4+</sup>/V<sup>5+</sup> redox (3.8/3.9 V). The material delivered 76.8 mAh g<sup>-1</sup> at 50C in SIBs, showcasing enhanced Li<sup>+</sup>/Na<sup>+</sup> co-storage kinetics through entropy-driven stabilization. Composite cathode designs have emerged as an effective strategy to balance energy density and cost in hybrid battery systems. Xie *et al.*<sup>40</sup> developed a practical Li-Na hybrid battery featuring a blended cathode composed of 80 wt% Na<sub>3</sub>V<sub>2</sub>(PO<sub>4</sub>)<sub>2</sub>F<sub>3</sub> (NVPF) and 20 wt% LiNi<sub>0.8</sub>Co<sub>0.1</sub>Mn<sub>0.1</sub>O<sub>2</sub> paired with a hard carbon anode. This composite cathode improved the discharge voltage by approximately 0.1 V through modulation of phase transitions, resulting in a high capacity of 147 mAh g<sup>-1</sup> and an energy density of 543 Wh kg<sup>-1</sup> at a 0.1C rate. Electrochemical impedance spectroscopy revealed a substantial reduction in charge transfer resistance to 12.2 Ω, which is only 1/15th of that observed for pure NVPF cathodes. In addition, the diffusion coefficients for Na<sup>+</sup> and Li<sup>+</sup> increased markedly to 4.7 × 10<sup>-13</sup> cm<sup>2</sup> s<sup>-1</sup> and 9.5 × 10<sup>-12</sup> cm<sup>2</sup> s<sup>-1</sup>, respectively. These enhancements collectively contribute to improved kinetics and overall battery performance.





**Fig. 4** (a) Schematic illustration of the Li–Na HIBs. (b) Free energy profiles and optimized geometries calculated for the solvation of  $\text{Li}^+$  and  $\text{Na}^+$ . (c) CVs of the Li metal batteries and the Li–Na hybrid batteries. Reproduced with permission from ref. 37. Copyright 2018, Wiley. (d) A strategy of locally targeting an anchor (LTA) with self-healing properties for all-solid-state sodium metal batteries. (e) Evolution process of interface during cycling process without LTA treatment. (f) Evolution process of interface during cycling steps via LTA treatment. Reproduced with permission from ref. 46. Copyright 2023, Wiley. (g) Electro-active species involved during charging a hybrid battery made of a  $\text{Na}_3\text{V}_2(\text{PO}_4)_3$  cathode, a Mg anode, and an electrolyte of  $0.2 \text{ M } [\text{Mg}_2\text{Cl}_2][\text{AlCl}_4]_2$  and  $0.4 \text{ M NaAlCl}_4$  in DME. (h) Illustration of the operating principle of a Mg–Na HIBs. (i) Cyclic voltammograms of a pure Mg electrolyte and a hybrid Mg–Na electrolyte in a three-electrode cell. Inset shows the accumulated charge during Mg deposition–dissolution cycle. Reproduced with permission from ref. 53. Copyright 2017, Elsevier.

Electrolyte and interfacial engineering proved pivotal for kinetic enhancement. Wang *et al.*<sup>41</sup> employed sodium difluoro(oxalato)borate ( $\text{NaODFB}$ ) as a novel salt, enabling  $\text{Li}_{1.2}\text{Ni}_{0.13}\text{Co}_{0.13}\text{Mn}_{0.63}\text{O}_2$  cathodes to retain  $151 \text{ mAh g}^{-1}$  after 200 cycles. This tailored formulation modulated solvation structures to accommodate mixed-ion transport. Xia *et al.*<sup>42</sup> advanced sodium anode stability by constructing a lithium-containing hybrid SEI (LSEI) through electrochemical modification. This LSEI incorporated  $\text{Li}_3\text{N}$ ,  $\text{LiF}$ , and  $\text{Li}_2\text{CO}_3$ , which collectively reduced the  $\text{Na}^+$  diffusion barrier; for example,  $\text{LiF}$  exhibited a barrier of  $0.28 \text{ eV}$  compared to  $0.48 \text{ eV}$  for  $\text{NaF}$ . Additionally, it significantly increased the Young's modulus from  $2.38$  to  $6.88 \text{ GPa}$ . These improvements enabled stable cycling for 500 hours at a current density of  $30 \text{ mA cm}^{-2}$  in symmetric cells, as well as  $97.9\%$  capacity retention under a high cathode loading of  $39.3 \text{ mg cm}^{-2}$ .

Taken together, these innovations firmly establish LSHIBs as a paradigm-shifting platform that combines lithium's high energy density with sodium's cost-effectiveness and sustainability. However, despite these promising advances, critical challenges persist - chief among them are the need to optimize the coordination of  $\text{Li}^+$  and  $\text{Na}^+$  transport, to mitigate cross-ion interference at electrode–electrolyte interfaces, and to address capacity fading associated with prolonged mixed-ion cycling.

**3.1.2. Na<sup>+</sup> based DCHBs.** The inherently larger ionic radius of  $\text{Na}^+$  imposes fundamental limitations on diffusion kinetics in SIBs, leading to structural instability in host materials and ultimately compromising both rate performance and cycle life.<sup>43</sup> These long-standing challenges, identified since the early development of monovalent sodium systems, have driven a strategic transition toward multi-ion carrier strategies. Among these, sodium-based hybrid ion batteries (SHIBs) represent a



promising direction, as they integrate secondary cations such as  $K^+$ ,  $Mg^{2+}$ , and  $Al^{3+}$  to address both kinetic and thermodynamic limitations. By harnessing the complementary advantages of multiple charge carriers, SHIBs not only accelerate ion transport and enhance electrochemical kinetics but also mitigate lattice strain to stabilize electrode structures and extend voltage windows. For example, sodium–potassium hybrid ion systems (SPHIBs) leverage the faster diffusion kinetics of  $K^+$  to offset the sluggish mobility of  $Na^+$ , while sodium–aluminum (SAHIBs) and sodium–magnesium (SMHIBs) hybrid ion systems introduce multivalent cations to boost energy density and structural robustness. These advancements underscore how multi-ion carrier architectures transcend the limitations of single-ion systems, enabling a harmonious balance between high energy density, rapid charge transfer, and long-term stability.

**3.1.2.1. Na–K HIBs.** In Na–K hybrid systems,  $Na^+$  offers superior thermodynamic stability, attributed to its relatively lower redox potential and stronger coulombic interaction with host materials. In contrast,  $K^+$  exhibits faster diffusion kinetics, facilitated by its larger ionic radius, lower charge density, and weaker solvation effect in electrolytes. The synergistic participation of both ions in SPHIBs not only enables more efficient ion transport but also broadens the electrochemical window and enhances overall electrochemical reversibility.

To fully harness the benefits of this multi-ion carrier mechanism, rational material design is crucial, with a particular emphasis on cathode architecture. Among various candidates, potassium Prussian blue analogues (K-PBAs) have garnered significant attention due to their open-framework structures, large ionic channels, and chemically tunable lattice. These features make them ideal hosts for accommodating both  $Na^+$  and  $K^+$ .<sup>44</sup> Recent studies have highlighted the critical role of defect engineering in optimizing  $Na^+/K^+$  co-intercalation dynamics. Specifically, the controlled introduction of anionic (vacancy-type) defects can modulate the local electrostatic environment and ion diffusion pathways. For instance, Wei *et al.*<sup>45</sup> introduced ~20% controlled vacancies into K-PBAs, which expanded  $K^+$  diffusion channels while suppressing excessive  $Na^+$  insertion. This not only optimized ion transport kinetics and mitigated lattice strain, but also enabled a high initial discharge capacity of 128 mAh  $g^{-1}$  with 81% capacity retention over 300 cycles, demonstrating a level of performance that remains unattainable in conventional single-ion systems. Importantly, the advantages of multi-ion carriers extend into solid-state battery systems. Incorporating trace  $K^+$  from cathodes such as  $K_2MnFe(CN)_6$  promotes the *in situ* formation of a Na–K alloy interphase at the anode when used with sodium super ionic conductor (NASICON)-type solid electrolytes. This semi-liquid interphase not only enhances interfacial wettability and mechanical compliance but also serves as a self-healing layer to mitigate dendrite growth. Despite the larger ionic radius of  $K^+$ , Ni *et al.*<sup>46</sup> proposed a local targeting anchor strategy that effectively utilizes the dendrite-free nature of the Na–K alloy and the electrostatic shielding effect provided by a  $K^+$ -rich layer originating from the cathode. This dual-function approach significantly enhances the interfacial stability of

solid-state Na metal batteries. Within solid electrolytes such as  $Na_3Zr_2Si_2PO_{12}$  (NZSP), the presence and migration of  $K^+$  subtly modulates  $Na^+$  transport behavior by reshaping ionic conduction pathways, lowering energy barriers for migration, and mitigating localized field intensities at deposition sites, thereby enabling more uniform Na metal plating (Fig. 4d–f).

Beyond cathodes, extending the multi-ion carrier concept to anodes has also proven highly effective. Semi-solid Na–K alloy anodes demonstrate a harmonious balance between  $Na^+/K^+$  co-transport kinetics and interfacial stability.<sup>47</sup> This architecture leverages the strong affinity between solid Na and the liquid Na–K phase to confine the liquid within a stable interface, thereby overcoming issues of structural instability and parasitic reactions observed in purely liquid systems. When paired with  $NaClO_4$ -based electrolytes, the system spontaneously forms a high-modulus SEI (10.3 GPa) enriched in  $KClO_4$  crystals, which effectively suppress dendrite growth - validated through both computational simulations and *in situ* microscopy. As a result, the symmetric cells demonstrate stable cycling for over 1000 hours at 0.5 mA  $cm^{-2}$ , while full cells with  $Na_3V_2(PO_4)_3$  cathodes exhibit excellent rate capability (93 mAh  $g^{-2}$  at 20C) and long-term stability (89.18% capacity retention over 1000 cycles). Notably, they maintain robust performance even in solid-state configurations, highlighting the critical role of multi-ion carriers in balancing interfacial rigidity with efficient ion diffusion. Parallel innovations in electrolyte design further amplify the benefits of multi-ion carrier systems. A notable example is the use of 4 Å molecular sieves ( $Na_2O-Al_2O_3-2SiO_2$ ) in a novel ion-exchange strategy to construct  $Na^+/K^+$  hybrid electrolytes.<sup>48</sup> These sieves simultaneously introduce  $Na^+$  ions and dehydrate the system, resulting in significantly reduced charge-transfer resistance (5.9  $\Omega$  vs. 35  $\Omega$  in KIBs without  $Na^+$ ). At a 25 wt% sieve loading (corresponding to 9 wt%  $Na^+$ ), the hybrid electrolyte enables rapid co-alloying on Sn foil anodes. *Ex situ* XRD and density functional theory (DFT) calculations reveal the preferential formation of NaSn, which facilitates subsequent KSn formation. This pre-sodiated phase enlarges ion transport pathways and lowers  $K^+$  migration barriers from 0.88 eV to 0.35 eV, ultimately yielding outstanding rate performance (74% capacity retention at 30C) and stable cycling (98% over 500 cycles at 5C), across a wide temperature range (–20 to 55 °C).

Collectively, these advances in cathodes, anodes, electrolytes, and solid-state interfaces highlight how SPHIBs address the inherent trade-offs between energy density and reaction kinetics. By strategically combining the structural-stabilizing role of  $Na^+$  with the fast transport properties of  $K^+$ , multi-ion carrier systems offer a unified design strategy for realizing durable, high-performance, and thermally robust energy storage solutions.

**3.1.2.2. Na–Al HIBs.** With a theoretical specific capacity of 2980 mAh  $g^{-1}$  and a volumetric capacity of 8040 mAh  $cm^{-3}$ ,  $Al^{3+}$  offers a significantly higher energy density than monovalent ions such as  $Li^+$  and  $Na^+$ , making it a highly attractive component for high-energy hybrid systems.<sup>49</sup> In addition, the natural abundance and low cost of aluminum further enhance the feasibility of SAHIBs for large-scale energy storage applications. Despite these




advantages, the practical implementation of SAHIBs faces major obstacles due to low reduction potential ( $-1.68$  V vs. SHE) of  $\text{Al}^{3+}$ , which leads to severe hydrogen evolution in aqueous electrolytes. This issue necessitates the use of stable non-aqueous electrolytes. However, the design of such electrolytes presents a complex challenge, as it requires an optimal balance between ionic conductivity, electrochemical stability, and interfacial compatibility with the anode further complicated by the metal's high reactivity.

To address these barriers, Sun *et al.*<sup>50</sup> developed a pioneering SAHIB system composed of an aluminum anode, a sodium vanadium phosphate ( $\text{Na}_3\text{V}_2(\text{PO}_4)_3$ , NVP) cathode, and a hybrid electrolyte of  $\text{NaAlCl}_4$  and 1-ethyl-3-methylimidazolium chloride (EMImCl) with aluminum chloride. This system leverages the complementary electrochemical roles of  $\text{Al}^{3+}$  and  $\text{Na}^+$  ions. At the anode,  $\text{Al}^{3+}$  undergoes reversible deposition and stripping, while  $\text{Na}^+$  ions are simultaneously extracted and inserted at the cathode. The specific electrochemical reactions are as follows.

Cathode:



Anode:

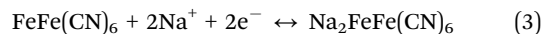


The coordinated operation of these two processes enables a discharge voltage of 1.25 V, a cathode capacity of  $99 \text{ mAh g}^{-1}$ , and a coulombic efficiency of 98% over extended cycling. By integrating high-capacity multi-electron redox chemistry of  $\text{Al}^{3+}$  with stable intercalation behavior of  $\text{Na}^+$  ions, this SAHIB design effectively balances high energy density with electrochemical stability, achieving a performance synergy that is difficult to realize in conventional single-ion systems. Moreover, the customized hybrid electrolyte plays a crucial role in maintaining interfacial stability and suppressing degradation, demonstrating the importance of electrolyte formulation in facilitating efficient and compatible multi-ion transport.

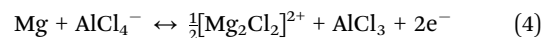
**3.1.2.3. Na-Mg HIBs.** Magnesium is an appealing anode material for hybrid-ion systems due to its high volumetric capacity ( $3833 \text{ mAh cm}^{-3}$ ) and low reduction potential ( $-2.37$  V vs. SHE). In SMHIBs, the dual-cation strategy leverages the high theoretical capacity and dendrite-free deposition behavior of  $\text{Mg}^{2+}$  alongside the fast intercalation kinetics and redox stability of  $\text{Na}^+$ , yielding a balanced and efficient multi-ion storage system.<sup>51</sup> Despite these synergistic advantages, the development of SMHIBs faces critical challenges. The inherently sluggish solid-state diffusion of  $\text{Mg}^{2+}$  in most cathode materials and the limited anodic stability of existing electrolytes result in rapid capacity fading and poor rate capability, ultimately restricting the practical viability of these systems.

In early efforts to address these issues, Dong *et al.*<sup>52</sup> reported a hybrid system consisting of a Mg metal anode, a Berlin Green ( $\text{FeFe}(\text{CN})_6$ ) cathode, and a dual-salt electrolyte containing both Mg and Na salts. The cell design exploited the 0.36 V thermodynamic redox potential difference between the  $\text{Mg}^{2+}/\text{Mg}$  and  $\text{Na}^+/\text{Na}$  couples, which allowed preferential Mg deposition at the anode while enabling reversible Na deintercalation at the cathode. The specific reaction of this study is as follows:

Cathode:



Anode:



The resultant SMHIBs delivered an average discharge voltage of 2.2 V, a reversible capacity of  $143 \text{ mAh g}^{-1}$ , and an energy density of  $135 \text{ Wh kg}^{-1}$ , demonstrating the feasibility of dual-cation transport. Building on this foundation, Li *et al.*<sup>53</sup> advanced SMHIB design with a Na-intercalated  $\text{NaV}_2(\text{PO}_4)_3$  cathode and a hybrid Mg-Na electrolyte (Fig. 4g). During discharge,  $\text{Na}^+$  intercalation into  $\text{NaV}_2(\text{PO}_4)_3$  synergized with magnesium dissolution (Fig. 4h), achieving a maximum operating voltage of 2.6 V vs. Mg and 86% capacity retention at 10C. The tailored electrolyte formulation, free of excess  $\text{Cl}^-$  ions, effectively prevented NaCl formation and improved Mg plating/stripping reversibility, as confirmed by cyclic voltammetry (Fig. 4i). These advances highlight the pivotal role of electrolyte design in enhancing multi-ion transport efficiency and interfacial stability.

Building upon previous work, Wang *et al.*<sup>54</sup> developed a  $\text{Mg}^{2+}/\text{Na}^+$  hybrid electrolyte system designed to enable synergistic co-intercalation in a Mn-NVO//PTCDI full cell. In this design, the fast diffusion kinetics of  $\text{Na}^+$  effectively compensate for the sluggish solid-state transport of  $\text{Mg}^{2+}$ , thereby enhancing both structural stability and rate performance. As a result, the battery delivers a high specific capacity of  $249.9 \text{ mAh g}^{-1}$ , operates stably at 1.75 V, and achieves an impressive cycle life exceeding 10 000 cycles, effectively overcoming key challenges that have long impeded the development of Mg-based batteries. Moving beyond conventional polyanionic frameworks, researchers have increasingly focused on transition metal chalcogenides, such as sulfides (*e.g.*,  $\text{FeS}_2$ ) and selenides (*e.g.*,  $\text{FeSe}_2$ ), due to their inherently large interlayer spacing and robust structural resilience. For instance, Zhou *et al.*<sup>55</sup> demonstrated a ternary CoSe/ $\text{NiSe}_2/\text{CuSe}_2$  cathode paired with a sodium bis(trifluoromethanesulfonyl)imide ( $\text{NaTFSI}$ )-based electrolyte in triglyme, achieving a reversible capacity of  $115.5 \text{ mAh g}^{-1}$  after 2000 cycles. In a related approach, a layered  $\text{FeSe}_2$  cathode operated with a bi-ionic  $[\text{Mg}_2\text{Cl}_2][\text{AlCl}_4]_2/\text{NaTFSI}$  electrolyte in 1,2-dimethoxyethane (DME) delivered a specific capacity of  $154 \text{ mAh g}^{-1}$ , corresponding to an energy density of  $260.9 \text{ Wh kg}^{-1}$  after 800 cycles.<sup>56</sup> This system also exhibited outstanding Mg|Mg symmetric cell performance, maintaining an overvoltage below 50 mV for more than 500 hours, and demonstrated practical applicability in pouch cells, delivering  $347.7 \text{ mAh}$  at  $0.2 \text{ A g}^{-1}$  over 160 cycles.

These advancements demonstrate that multi-ion carrier strategies - through the integration of tailored cathode architectures, well-designed hybrid electrolytes, and coordinated  $\text{Mg}^{2+}/\text{Na}^+$  transport mechanisms - can effectively balance energy density, rate capability, and cycling stability, thereby overcoming the inherent limitations of single-ion systems.

**3.1.3.  $\text{K}^+$  based DCHBs.** The practical implementation of potassium ion batteries (PIBs) is significantly constrained by the sluggish reaction kinetics of  $\text{K}^+$  ions, largely attributed to



their larger ionic radius compared to  $\text{Li}^+$  and  $\text{Na}^+$ . This inherent size disadvantage results in slower ion diffusion, increased electrode polarization, and limited intercalation into conventional electrode materials.<sup>57</sup> Collectively, these factors contribute to compromised electrochemical performance, manifested as poor rate capability, reduced cycling stability, and lower energy efficiency. Such limitations pose substantial challenges for applications that demand both high power output and long-term operational durability.

To overcome these limitations, potassium-based hybrid-ion batteries (PHIBs) have emerged as a promising alternative, offering a transformative approach that integrates multiple types of charge carriers. By harnessing the synergistic interactions among different ions, PHIBs can accelerate charge transfer kinetics, broaden the operational voltage window, and improve overall ion transport efficiency.<sup>58</sup> This multi-ion carrier strategy not only alleviates the diffusion-related constraints of  $\text{K}^+$  ions but also unlocks new opportunities for engineering advanced energy storage systems. A landmark advancement demonstrating the potential of multi-ion carrier systems is the development of dual-metal hybrid-ion architectures. For example, Wang *et al.*<sup>59</sup> reported a potassium–zinc hybrid-ion battery (PZHIB) employing a rhombohedral  $\text{Fe}_{0.35}\text{Mn}_{0.65}[\text{Fe}(\text{CN})_6]$  (FeMnHCF) cathode paired with a zinc metal anode. This innovative configuration achieved a low overpotential of just 0.2 V and a high charge voltage exceeding 1.9 V, resulting in an energy efficiency greater than 89%, which was further improved to 93% through  $\text{K}^+$ -mediated voltage plateau stabilization. The FeMnHCF cathode exhibited rapid  $\text{Zn}^{2+}$  storage kinetics and excellent charge retention, enabling stable cycling over 1000 cycles. This work exemplifies how the multi-ion approach can synergistically combine the fast kinetics of divalent ions with the interfacial benefits of  $\text{K}^+$ , effectively reconciling high energy density with long-term durability. Beyond dual-metal systems, multi-ion carrier strategies are also reshaping the design landscape of KIBs in aqueous environments. Hua *et al.*<sup>60</sup> developed an aqueous  $\text{K}^+/\text{H}^+$  hybrid-ion alkaline battery (PHIB) using a 30% KOH electrolyte, where  $\text{K}^+$  and  $\text{H}^+$  function as co-charge carriers. The battery employed a potassium nickel hexacyanoferrate ( $\text{KNi}[\text{Fe}(\text{CN})_6]$ ) cathode and nitrogen-doped mesoporous carbon sheet anode, achieving a high cathode capacity of  $232.7 \text{ mAh g}^{-1}$  at  $100 \text{ mA g}^{-1}$ , minimal self-discharge, and superior rate capability. The concentrated alkaline environment effectively mitigated ion competition, allowing the full cell to deliver  $93.6 \text{ mAh g}^{-1}$  at  $100 \text{ mA g}^{-1}$  while retaining 82.4% of its capacity after 1000 cycles at  $2000 \text{ mA g}^{-1}$ . These results further underscore the versatility and promise of multi-ion strategies in enhancing reaction kinetics, cycling performance, and scalability of potassium-based energy storage systems.

These representative studies underscore the transformative potential of PHIBs, in which the strategic integration of multiple ionic species effectively overcomes the intrinsic diffusion and interfacial limitations of conventional monovalent-ion batteries. By strategically harmonizing diverse ionic species, PHIBs exemplify how multi-ion carrier systems can redefine electrochemical mechanisms, optimize electrode–electrolyte interfaces, and pave

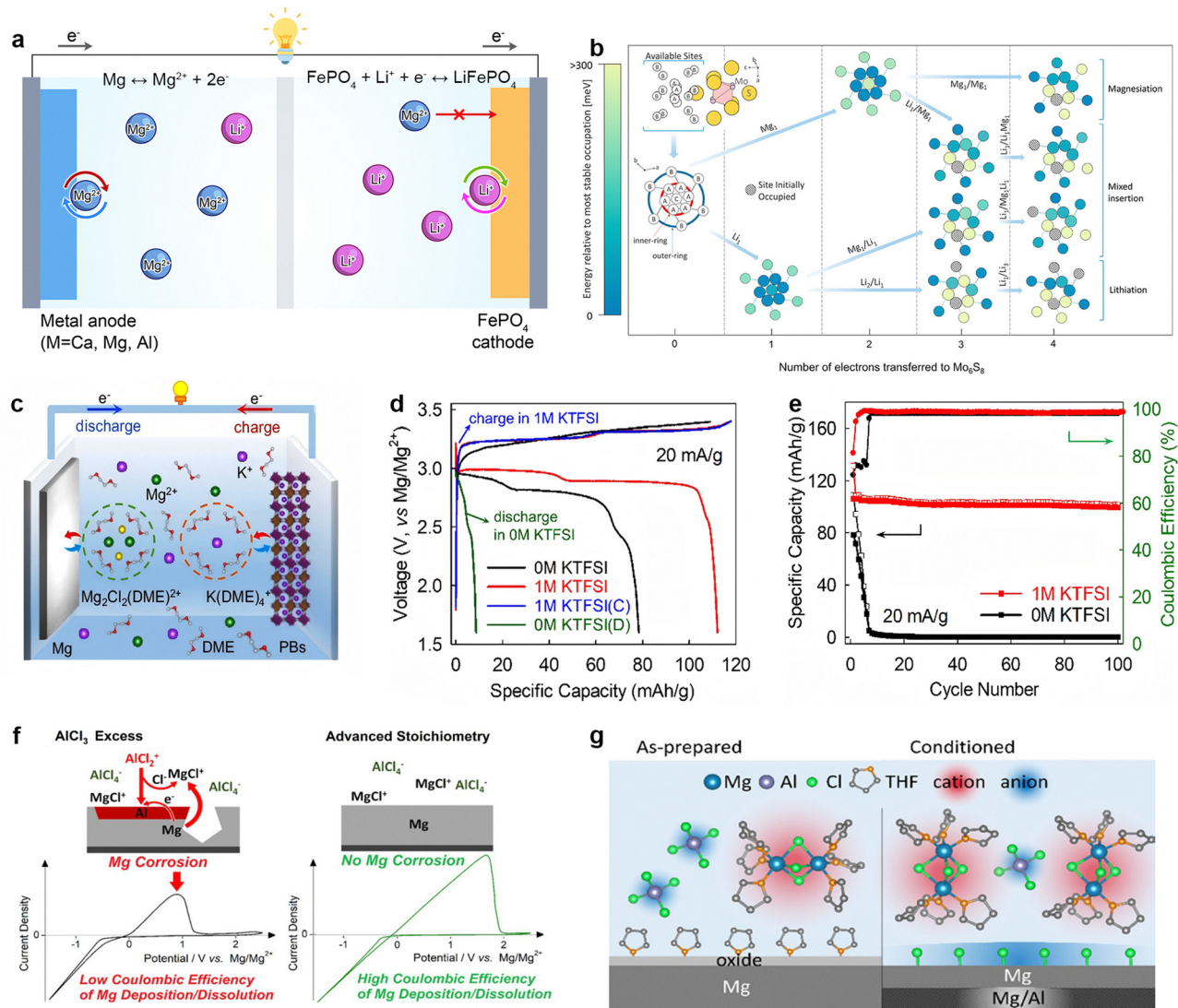
the way for sustainable, high-efficiency alternatives to conventional battery chemistries.

**3.1.4.  $\text{Mg}^{2+}$  based DCHBs.** A significant milestone in the development of Mg-ion batteries (MIBs) was achieved in 2000, when Aurbach and colleagues first demonstrated a rechargeable system employing a  $\text{Mo}_6\text{S}_8$  Chevrel-phase cathode and an organohaloaluminate electrolyte dissolved in tetrahydrofuran (THF).<sup>61</sup> This pioneering work provided the first evidence of reversible  $\text{Mg}^{2+}$  intercalation and metal deposition, laying the groundwork for subsequent advancements in magnesium-based energy storage. These challenges, compounded by electrolyte instability and narrow electrochemical windows ( $<3 \text{ V}$ ), have hindered their practical adoption.<sup>62</sup> Mg-hybrid ion batteries (MHIBs) address these limitations through multi-ion carrier strategies, integrating  $\text{Mg}^{2+}$  with fast-migrating monovalent ions (*e.g.*,  $\text{Li}^+$ ,  $\text{Na}^+$ , and  $\text{K}^+$ ) to synergistically enhance charge transport while preserving magnesium's inherent safety. The multi-ion approach leverages monovalent ions to accelerate interfacial kinetics and reduce polarization, while  $\text{Mg}^{2+}$  contributes high capacity *via* multi-electron redox processes, broadening voltage windows and stabilizing electrolyte–cathode interactions.

**3.1.4.1. Mg–Li HIBs.** Magnesium lithium hybrid ion batteries (MLHIBs) represent a promising class of multi-ion energy storage systems that synergistically integrate the high energy density and fast ion transport kinetics of LIBs with the intrinsic safety, high volumetric capacity, and dendrite-free cycling of MIBs. Although LIBs currently dominate the energy storage market, their reliance on limited lithium resources and growing safety concerns underscore the urgency of developing alternative technologies. In contrast, MIBs offer clear advantages in terms of cost, abundance, and safety. However, their application is limited by the sluggish diffusion and poor reversibility of divalent  $\text{Mg}^{2+}$  ions, which result in low power density and restricted material compatibility.

As early as 2006, Gofer *et al.* provided key experimental evidence that adding lithium chloride (LiCl) to magnesium electrolyte solutions can significantly enhance their ionic conductivity.<sup>63</sup> This finding was pivotal in addressing a fundamental limitation of magnesium-based systems, namely the low ionic mobility of bulky and strongly coordinated  $\text{Mg}^{2+}$  species in conventional non-aqueous solvents. It also laid an important foundation for the development of MLHIBs, which aim to combine the fast redox kinetics of  $\text{Li}^+$  with the high capacity and stable storage behavior of  $\text{Mg}^{2+}$  within a single electrochemical system. Further advancing multi-ion carrier systems, Yagi *et al.* proposed a polyvalent-metal storage battery system based on a dual-salt electrolyte containing both a lithium salt and a Mg, Ca, or Al salt (Fig. 5a).<sup>64</sup> In this system, positive electrodes commonly used in lithium-ion batteries, such as  $\text{LiFePO}_4$  or  $\text{LiCoO}_2$ , are combined with polyvalent metal anodes, enabling the design of high-voltage cells operating in the range of 3–4 V. In recent years, advances in MLHB technology have been driven by three critical research fronts: (i) the design of cathode materials that can accommodate both  $\text{Li}^+$  and  $\text{Mg}^{2+}$  while maintaining structural stability and rapid ion diffusion; (ii) the development





**Fig. 5** (a) Schematic diagram of a Mg–Li HIB based on a dual-salt electrolyte system. Reproduced with permission from ref. 64. Copyright 2014, Royal Society of Chemistry. (b) Energetic stabilities of the occupations of available interstitial sites in Mo<sub>6</sub>S<sub>8</sub> by Mg<sup>2+</sup> and Li<sup>+</sup> along various Mg<sup>2+</sup>/Li<sup>+</sup> (mixed)-insertion paths calculated by DFT. Reproduced with permission from ref. 67. Copyright 2014, American Chemical Society. (c) Schematic diagram of Mg–K HIBs structure. (d) Typical charge–discharge profiles of KMHCf using different electrolytes. (e) Cycling stability of KMHCf-Mg HIBs using different electrolytes at the current density of 20 mA g<sup>-1</sup>. Reproduced with permission from ref. 80. Copyright 2024, Springer Nature. (f) Schematic diagram of Mg–Al HIBs structure. Reproduced with permission from ref. 82. Copyright 2019, American Chemical Society. (g). Scheme depicting the speciation in the as-prepared and conditioned magnesium aluminum chloride complex electrolyte solution. Reproduced with permission from ref. 416. Copyright 2015, American Chemical Society.

of compatible anode materials capable of enabling reversible Mg<sup>2+</sup>/Li<sup>+</sup> storage and mitigating interfacial passivation; and (iii) the engineering of hybrid electrolyte systems that ensure efficient dual-cation transport, suppress side reactions, and stabilize electrode–electrolyte interfaces. The following sections will provide an in-depth overview of recent progress in these three key areas.

**3.1.4.1.1. Advances in cathode materials.** Cathode development in MLHIBs has strategically aimed to overcome the intrinsic kinetic limitations of Mg<sup>2+</sup> ions - particularly their sluggish solid-state diffusion and strong electrostatic interactions with host lattices while harnessing the fast intercalation kinetics

of Li<sup>+</sup> to simultaneously achieve high power and energy densities. Early efforts to directly adopt conventional LIB cathodes, such as layered transition metal oxides, proved largely incompatible with Mg<sup>2+</sup> due to poor ion mobility and limited reversibility. This challenge prompted a pivotal shift toward the exploration of nanostructured architectures and hybrid materials designed to facilitate multi-ion transport.

A key advancement was demonstrated by Cen *et al.*<sup>65</sup> who employed ultrathin VO<sub>2</sub>(B) nanosheets as cathodes within an MLHIB configuration consisting of a Mg anode, a Mo current collector, and an all-phenyl complex/LiCl electrolyte. The VO<sub>2</sub>(B) cathode delivered a high reversible capacity of 275 mAh g<sup>-1</sup> and excellent cycling stability. This study not only improved Li<sup>+</sup>



insertion kinetics but also addressed  $\text{Mg}^{2+}$ -related kinetic bottlenecks through intelligent current collector selection, demonstrating the potential of  $\text{VO}_2(\text{B})$  as a viable hybrid cathode material for high-performance MLHIBs. Simultaneously, Chen *et al.*<sup>66</sup> investigated  $\text{NH}_4\text{V}_4\text{O}_{10}$  microflower-like nanostructures as cathode materials. Benefiting from high ionic conductivity and favorable  $\text{Li}^+$  mobility, this material delivered  $228 \text{ mAh g}^{-1}$  capacity and retained 72.3% after 100 cycles at  $100 \text{ mA g}^{-1}$ . Its nanostructured design effectively mitigated the common issues of poor cycling stability and slow ion diffusion, reinforcing the critical role of nanoscale engineering in enhancing MLHIB performance. To directly tackle the sluggish diffusion of  $\text{Mg}^{2+}$ , Si *et al.* introduced a dual-cation co-insertion strategy using  $\text{Cu}_3\text{VS}_4$ , allowing simultaneous incorporation of both  $\text{Li}^+$  and  $\text{Mg}^{2+}$  into the host lattice. This approach significantly suppressed structural degradation typically associated with  $\text{Mg}^{2+}$  intercalation and improved rate capability, highlighting the effectiveness of deliberate multi-ion accommodation within a robust host framework.

Beyond vanadium oxides, transition metal sulfides and selenides have emerged as promising cathode candidates. For example, Cho *et al.*<sup>67</sup> systematically explored the electrochemical behavior of hybrid  $\text{Mg}^{2+}/\text{Li}^+$  rechargeable batteries through a combination of theoretical modeling and experimental validation across both atomistic and macroscopic scales. Using DFT calculations, they elucidated the thermodynamic landscape of  $\text{Mg}^{2+}$  and  $\text{Li}^+$  co-insertion into  $\text{Mo}_6\text{S}_8$  cathode materials, identifying a critical  $\text{Li}^+$  activity threshold at which lithiation becomes more favorable than magnesiation in pristine  $\text{Mo}_6\text{S}_8$  (Fig. 5b). This fundamental insight into ion insertion preference provides a theoretical foundation for tuning the electrochemical response of Chevrel phase hosts. Moreover, by tailoring the insertion chemistry *via* a dual-salt electrolyte formulation, the study achieved remarkable rate performance, with a capacity retention of 93.6% at 20C and 87.5% at 30C under ambient conditions. These results highlight the potential of electrolyte engineering and ion-chemistry control in enabling high-power MLHIBs. Diem *et al.*<sup>68</sup> developed a self-supporting, binder-free  $\text{V}_2\text{O}_5$  nanofiber cathode that simplified electrode fabrication while simultaneously reducing internal resistance, addressing longstanding challenges commonly encountered in hybrid systems. While the material's electronic conductivity remained suboptimal, proposed enhancements such as graphene/rGO integration or doping strategies offered a clear path for further optimization. Pushing further into interfacial engineering, Shu *et al.*<sup>69</sup> constructed  $\text{VS}_4/\text{MoS}_2$  heterojunctions as cathodes. This design significantly enhanced both structural robustness and electron/ion conductivity, leading to improved cycling stability and rate performance. Most recently, Zhang *et al.*<sup>70</sup> achieved notable progress with the development of a  $\text{VMS}@CC-2$  cathode, which delivered exceptional energy density, rapid charge-discharge capability, and long-term cycling stability. This work exemplifies the integration of rational design principles, including defect modulation and interface optimization, toward realizing high-voltage, high-energy MLHIB systems.

Collectively, these studies underscore the critical importance of hybrid material architectures, nanoscale engineering,

multi-ion diffusion strategies, and interfacial tuning in overcoming the intertwined challenges of sluggish  $\text{Mg}^{2+}$  kinetics, structural degradation, and achieving high-voltage stability in multi-ion carrier systems.

**3.1.4.1.2. Advances in anode materials.** Achieving high-performance anodes in MLHIBs requires innovative strategies to bridge the kinetic mismatch between fast  $\text{Li}^+$  intercalation and sluggish  $\text{Mg}^{2+}$  diffusion, while simultaneously preventing structural degradation during cycling. Conventional graphite anodes are fundamentally unsuitable because  $\text{Mg}^{2+}$  has a high de-solvation energy exceeding 2 eV and experiences strong electrostatic repulsion within the graphite's narrow interlayer spacing of  $3.35 \text{ \AA}$ , which necessitates the development of alternative materials with engineered nanoarchitectures that facilitate ion transport.

MXenes have emerged as versatile ion-hosting matrices through their tunable surface chemistry and gallery spacing. Byeon *et al.*<sup>71</sup> were among the first to explore  $\text{Ti}_3\text{C}_2\text{T}_x$  MXenes ( $\text{T}_x = -\text{O}, -\text{OH}, -\text{F}$ ) as dual-cation anodes. Their metallic conductivity ( $\sim 6000 \text{ S cm}^{-1}$ ) and hydrophilic surfaces enabled synchronous  $\text{Li}^+/\text{Mg}^{2+}$  co-intercalation with minimal lattice distortion, as confirmed by *in situ* XRD. The system delivered 90% capacity retention over 500 cycles at 0.5C in a  $\text{MgCl}_2/\text{AlCl}_3\text{-LiCl}$  hybrid electrolyte. This work revealed the dynamic interlayer expansion of MXenes during multi-ion storage and suggested that selective surface functionalization (*e.g.*, O-rich terminals) could enhance  $\text{Mg}^{2+}$  affinity and guide ion transport hierarchies. Building on this foundation, Li *et al.*<sup>72</sup> introduced a composite strategy by incorporating cetyltrimethylammonium bromide (CTAB) into  $\text{Ti}_3\text{C}_2$  MXenes *via* electrostatic self-assembly. The introduction of CTAB expanded the interlayer spacing from  $12.8 \text{ \AA}$  to  $22.3 \text{ \AA}$ , while concurrent nitrogen doping (5.2 at%) enhanced the electronic conductivity by approximately 300%. The resulting dual-modified anode delivered a specific capacity of  $115.9 \text{ mAh g}^{-1}$  at  $0.1 \text{ A g}^{-1}$  and exhibited exceptional cycling stability, with a minimal capacity decay rate of only 0.02% per cycle over 1000 cycles. DFT calculations further revealed a substantial reduction in the  $\text{Mg}^{2+}$  diffusion barrier, from 1.2 eV in graphite to 0.38 eV in the modified MXene structure. This approach underscores the importance of synergistic spatial and electronic modulation in enabling efficient multivalent ion storage and suggests that similar design principles could be extended to emerging MBenes, such as  $\text{Mo}_2\text{B}$ , which are theoretically projected to achieve capacities exceeding  $200 \text{ mAh g}^{-1}$  due to the high multivalent ion affinity of boron-based frameworks.

Heterointerface engineering has also proven effective in overcoming  $\text{Mg}^{2+}$  transport limitations. Gao *et al.*<sup>73</sup> constructed epitaxial  $\text{Cu}_2\text{Se}/\text{CoSe}$  heterojunctions *via* hydrothermal selenization, where a 0.5 nm lattice mismatch between CoSe nanosheets and  $\text{Cu}_2\text{Se}$  nanoparticles created an internal electric field (0.8 eV offset). *Operando* X-ray absorption near edge structure (XANES) revealed charge redistribution that accelerated  $\text{Mg}^{2+}$  de-solvation kinetics, enabling a high capacity of  $320 \text{ mAh g}^{-1}$  at  $0.1 \text{ A g}^{-1}$ , with 91% of the charge storage attributed to pseudocapacitive



behavior. This architecture enabled full-cell MLHIBs to achieve 143 Wh kg<sup>-1</sup> energy density. The strategy opens avenues for gradient heterostructures to homogenize ion flux and suppress interfacial strain. In parallel, electrolyte–anode interactions have been increasingly recognized as a decisive factor in enabling multi-ion reversibility. Tsai *et al.*<sup>74</sup> designed a deep eutectic solvent (DES) composed of urea–MgCl<sub>2</sub>–LiClO<sub>4</sub> (3:1:1 molar ratio), with 0.5% H<sub>2</sub>O as an additive. Raman spectroscopy revealed strong Mg<sup>2+</sup>/urea (160 cm<sup>-1</sup> shift) and Li<sup>+</sup>/ClO<sub>4</sub><sup>-</sup> coordination, leading to high ionic conductivity (8.7 mS cm<sup>-1</sup>). When coupled with a perylene diimide/reduced graphene oxide anode, the system achieved a capacity of 139.8 mAh g<sup>-1</sup> at 0.03 A g<sup>-1</sup> with nearly 100% coulombic efficiency, outperforming conventional electrolyte systems. Their findings suggest that ligand-exchange mechanisms and redox-active anions (*e.g.*, closo-B<sub>12</sub>Cl<sub>12</sub><sup>2-</sup>) can simultaneously enhance ion conductivity and contribute to anion-based storage. System-level integration has further validated the promise of multi-ion designs. Pei *et al.*<sup>75</sup> constructed full MLHIBs using a Mg foil anode and a VO<sub>2</sub> cathode in an all-phenyl complex (APC)/LiCl electrolyte. *In situ* NMR confirmed Li<sup>+</sup>-facilitated Mg<sup>2+</sup> plating/stripping, while the VO<sub>2</sub> cathode maintained a stable 1.75 V discharge plateau through V<sup>4+</sup>/V<sup>3+</sup> redox reactions. This configuration achieved a record energy density of 427 Wh kg<sup>-1</sup> at 55 °C. However, Mg anode passivation remains a key challenge. The development of artificial hybrid SEI incorporating LiF–MgF<sub>2</sub> nanocomposites may provide a viable route to synchronize interfacial multi-ion kinetics.

Collectively, these advances converge on three key pillars of innovation that include atomic-scale ion-channel engineering at interlayer and interface levels to address kinetic asymmetry, electrolyte solvation environment design to regulate ion transfer behavior, and integrated optimization of electrodes, electrolytes, and device architecture, which together pave the way toward achieving multi-ion batteries with energy densities approaching 500 Wh kg<sup>-1</sup>.

**3.1.4.1.3. Advances in electrolyte materials.** Electrolyte innovation is a cornerstone in advancing MLHIBs, where the primary challenge is to simultaneously achieve rapid Mg<sup>2+</sup> and Li<sup>+</sup> transport, maintain interfacial compatibility with Mg anodes, and ensure stable operation at high voltages. Cheng *et al.*<sup>76</sup> pioneered a dual-salt electrolyte strategy tailored for Mg/LiFePO<sub>4</sub> and Mg/LiMn<sub>2</sub>O<sub>4</sub> systems. Their electrolyte formulation leveraged the high redox potential of Mg<sup>2+</sup> (2.4 V versus Mg/Mg<sup>2+</sup>) alongside the fast kinetics of Li<sup>+</sup>, resulting in cell voltages exceeding 2.5 V, which represents an increase of more than 30% compared to conventional Mg-based electrolytes. Raman spectroscopy analysis confirmed the suppression of magnesium anode passivation through the formation of a [Mg<sub>2</sub>(μ-Cl)<sub>3</sub>·6THF]<sup>+</sup> complex, which contributed to achieving a specific energy density of 246 Wh kg<sup>-1</sup>. This study revealed the delicate balance between high-voltage stability and interfacial kinetics, suggesting that optimized salt ratios could further reduce concentration polarization and improve reversibility.

To further address kinetic limitations, Pei *et al.*<sup>75</sup> developed a MLHIB system that employed VO<sub>2</sub> as the cathode, magnesium metal as the anode, and an all-phenyl complex (APC) combined

with LiCl as the electrolyte. *Operando* electrochemical impedance spectroscopy (EIS) measurements revealed a 60% reduction in charge-transfer resistance at VO<sub>2</sub> cathodes compared to APC-only systems. This enhancement, attributed to Li<sup>+</sup> acting as a “kinetic mediator”, led to a record energy density of 427 Wh kg<sup>-1</sup> with over 95% capacity retention after 100 cycles at 55 °C. The results highlight the underexplored potential of leveraging Li<sup>+</sup> transport to compensate for sluggish Mg<sup>2+</sup> kinetics and suggest future exploration of anion-functionalized Li salts (*e.g.*, BF<sub>4</sub><sup>-</sup>) to simultaneously improve conductivity and suppress Cl<sup>-</sup>-induced corrosion. Expanding on interfacial engineering, Ding *et al.*<sup>77</sup> introduced a corrosion-resistant APC–LiTFSI hybrid electrolyte, where substituting Cl<sup>-</sup> with TFSI<sup>-</sup> reduced Mg anode overpotential by 220 mV and increased ionic conductivity to 8.2 mS cm<sup>-1</sup> – 40% higher than APC–LiCl. Synchrotron XANES analysis at NiCo<sub>2</sub>S<sub>4</sub> cathodes revealed that TFSI<sup>-</sup> promoted the formation of a stable Li<sup>+</sup>-conductive SEI, which facilitated cooperative Mg<sup>2+</sup>/Li<sup>+</sup> insertion. The result was a highly stable system: symmetric Mg|Mg cells showed <50 mV polarization over 500 hours, and full cells delivered 204.7 mAh g<sup>-1</sup> for 2600 cycles with only 0.003% decay per cycle. This study underscores the importance of anion electronegativity in tuning multi-ion interfacial behavior and opens the door to exploring fluorinated anions (*e.g.*, FTFSI<sup>-</sup>) for further improving oxidative stability above 3.5 V.

Pushing electrolyte concentration boundaries, Yang *et al.*<sup>78</sup> developed an asymmetric water-in-salt electrolyte (WiSE) featuring a high Mg<sup>2+</sup> to Li<sup>+</sup> molar ratio imbalance of 1 to 10 at 20 M total salt concentration. This formulation expanded the electrochemical stability window to 3.2 V, exceeding the typical limit of conventional aqueous batteries. *Operando* XRD and DFT simulations revealed a coupled ion-exchange mechanism, where Mg<sup>2+</sup> displaced Li<sup>+</sup> from the cathode (ΔG = -1.8 eV), while Li<sup>+</sup> rapidly diffused through a perylene-based anode. This “Li<sup>+</sup>-for-Mg<sup>2+</sup> relay” enabled a high reversible capacity of 144.1 mAh g<sup>-1</sup> at 1 A g<sup>-1</sup> and 92% capacity retention after 500 cycles. Such asymmetric designs present exciting opportunities for integrating ion-selective membranes in quasi-solid-state systems to decouple Mg<sup>2+</sup>/Li<sup>+</sup> transport pathways.

Collectively, these advances underscore electrolyte design in MLHIBs as a multidimensional optimization challenge. Dual-salt chemistries offer tunable voltage profiles, anion selection critically influences interfacial charge-transfer kinetics, and asymmetric ion concentrations enable the creation of ion-specific transport and reaction pathways. Looking ahead, achieving further breakthroughs will require atomic-level control of solvation environments, potentially by integrating fluorinated co-solvents or metal–organic frameworks. This approach aims to harmonize the transference numbers of Li<sup>+</sup> and Mg<sup>2+</sup> while simultaneously stabilizing hybrid solid–electrolyte interphase layers under dynamic multi-ion flux conditions.

**3.1.4.2. Mg–K HIBs.** Magnesium potassium hybrid ion batteries (MPHIBs) represent a significant advancement in multi-ion carrier battery technology, as they effectively overcome the key limitations of conventional magnesium-based systems. Traditional magnesium ion electrolytes, such as Mg[B(HFIP)<sub>4</sub>]<sub>2</sub>,



offer advantages like cost efficiency, high energy density, and safety. However, their narrow electrochemical windows (less than 3.2 V) and inherent corrosivity limit the operating voltages of hybrid systems. This limitation is reflected in the relatively low output voltages of Mg–Li and Mg–Na HIBs, which achieve only about 2.5 V and 1.4 V, respectively. In contrast, MPHIBs overcome these challenges by leveraging the synergistic interaction between  $Mg^{2+}$  and  $K^+$  ions. Specifically,  $K^+$  ions provide rapid diffusion kinetics and enable high-voltage stability, significantly enhancing the overall performance of the hybrid system.

The development of Mg–K systems was initially explored in 2020; Wang *et al.*<sup>79</sup> reported a pioneering aqueous MPHIB, utilizing a mixed electrolyte containing both Mg and K ions alongside a novel porous cathode structure. This study introduced potassium ions into the Mg-based battery system, aiming to address the inherent sluggish kinetics of multivalent  $Mg^{2+}$  transport. By leveraging the synergistic effect between  $Mg^{2+}$  and  $K^+$  carriers, the battery demonstrated significantly enhanced rate capability and cycling stability, highlighting the improvements in electrolyte stability and cathode materials. The use of potassium manganese hexacyanoferrate (KMnHCF) cathodes marked a notable step forward, as they enabled the co-migration of  $Mg^{2+}$  and  $K^+$  ions in ether-based electrolytes, contributing to improved voltage output and cycling stability in MPHIBs. Building on this foundation, Fu *et al.*<sup>80</sup> recently achieved a significant leap forward by pairing KMnHCF cathodes with tantalum (Ta) current collectors (Fig. 5c). This strategic design yielded a high discharge plateau of 3.0 V and an impressive energy density of 360 Wh  $kg^{-1}$ , surpassing the performance of comparable Mg–Li and Mg–Na systems. A key factor in this performance improvement was the use of KTFSI-enhanced electrolytes, which optimized both voltage output and reversibility, as demonstrated by comparative voltage profiles (Fig. 5d and e). These results suggest that multi-ion carrier strategies, by combining the high theoretical capacity of  $Mg^{2+}$  with the favorable ionic mobility of  $K^+$ , offer an effective approach to addressing the voltage limitations and cycling instability commonly observed in conventional single-ion systems.

**3.1.4.3. Mg–Al HIBs.** Magnesium aluminum hybrid ion batteries (MAHIBs) represent a promising class of multivalent ion hybrid energy storage systems that harness the synergistic transport and storage behavior of both  $Mg^{2+}$  and  $Al^{3+}$  ions. These two multivalent metals are highly attractive candidates for next-generation rechargeable batteries because of their high theoretical capacities of 3579 mAh  $g^{-1}$  for  $Al^{3+}/Al$  and 2205 mAh  $g^{-1}$  for  $Mg^{2+}/Mg$ , along with low standard reduction potentials of  $-1.66$  volts for  $Al^{3+}/Al$  and  $-2.37$  V for  $Mg^{2+}/Mg$  versus the SHE.<sup>81</sup> However, the practical deployment of Mg- and Al-based batteries has been significantly hindered by the lack of compatible electrolytes that can simultaneously enable efficient and reversible metal plating/stripping while suppressing side reactions such as passivation, dendrite formation, and electrolyte decomposition.

A growing body of research on MAHIBs has underscored the importance of electrolyte speciation in governing electrochemical performance. In particular, adjusting the stoichiometric ratio of

$AlCl_3$  to  $MgCl_2$  to 1:1 in ether-based solvents such as tetraethylene glycol dimethyl ether (TEGDME) effectively suppresses the formation of electrochemically unstable  $AlCl_2^+$  cations. This adjustment prevents parasitic cementation reactions, in which aluminum is spontaneously deposited at the expense of magnesium metal, thereby mitigating magnesium corrosion, enhancing coulombic efficiency, and eliminating capacity fading without the need for conditioning cycles (Fig. 5f).<sup>82</sup> These findings reveal that  $Al^{3+}$  plays a dual role in multi-ion systems: beyond acting as an active charge carrier, it modulates interfacial chemistry and improves  $Mg^{2+}$  transport by altering local solvation and coordination environments.

Building on this understanding, earlier studies conducted using  $MgCl_2/AlCl_3$  complexes in ether solvents like tetrahydrofuran (THF) and TEGDME further revealed that electrochemical reversibility is highly sensitive to electrolyte composition. For instance, systems with a Mg:Al molar ratio of 2:1 required conditioning cycles to remove inactive  $[AlCl_4]^-$  and  $[Al_2Cl_7]^-$  species, which otherwise led to parasitic Al deposition. Raman spectroscopy and pair distribution function analysis confirmed the *in situ* formation of  $[Mg_2(\mu-Cl)_3-6THF]^+$  clusters during conditioning (Fig. 5g), which not only restored active  $Al^{3+}$  availability but also promoted uniform  $Mg^{2+}$  plating by enhancing  $Cl^-$  surface coverage and modifying the electrode–electrolyte interface.<sup>83</sup> These complementary findings demonstrate how precise electrolyte engineering in MAHIBs enables the transformation of interionic complexity into functional synergy, reinforcing the critical role of controlled speciation in optimizing multi-ion carrier battery systems.

Multi-ion carrier systems address these limitations by exploiting the synergistic interplay between  $Mg^{2+}$  and  $Al^{3+}$  ions, as demonstrated by Pagot *et al.*<sup>84</sup> through their innovative ionic liquid-based Al/Mg hybrid electrolyte  $[Pyr_{14}Cl/(AlCl_3)_{1.5}]/(\delta-MgCl_2)_x$ . The incorporation of  $Mg^{2+}$  into the system shifted the  $Al^{3+}$  reduction potential from  $-1.66$  V to  $-2.37$  V, representing a negative shift of 0.71 V. This shift facilitated alloy-type Al plating and stripping at substantially lower overpotentials. This dual-cation effect not only enhances energy density but also reduces kinetic and thermodynamic barriers traditionally limiting the individual use of  $Mg^{2+}$  or  $Al^{3+}$ . Electrochemical testing in symmetric Mg|electrolyte|Mg cells showed remarkable cycling stability with a coulombic efficiency of 99.66% and an overvoltage of  $<50$  mV over 700 cycles. Stripping-deposition profiles on Pt electrodes further confirmed the anodic stability of the electrolyte up to  $+2.35$  V vs. Mg/Mg<sup>2+</sup>. Structural characterization revealed a complex ionic network comprising  $Pyr_{14}^+$ ,  $Cl^-$ ,  $AlCl_4^-$ ,  $Al_2Cl_7^-$ , and solvated  $Mg^{2+}$  species, which collectively enable efficient, stable transport of both multivalent ions.

By integrating the complementary physicochemical characteristics of  $Mg^{2+}$  and  $Al^{3+}$ , such as their distinct ionic radii, charge densities, and solvation behaviours, MAHIBs establish a synergistic ion transport mechanism. This multi-ion strategy not only enhances energy density through high-valence charge storage but also improves ionic conductivity and structural stability, thereby achieving a well-balanced performance in terms of energy output, rate capability, and long-term cycling stability.



**3.1.5. Ca<sup>2+</sup> based DCHBs.** Among the diverse post-lithium energy storage chemistries, Ca ion batteries have emerged as a particularly attractive candidate due to calcium's natural abundance, low cost, and inherently favourable electrochemical profile. The Ca/Ca<sup>2+</sup> redox couple offers a high theoretical specific capacity of 1340 mAh g<sup>-1</sup> and a standard reduction potential of -2.87 V *versus* the SHE, closely approximating that of lithium (-3.04 V *vs.* SHE).<sup>85</sup> However, despite this thermodynamic advantage, the practical deployment of Ca<sup>2+</sup> batteries has been constrained by critical bottlenecks intrinsic to single-ion systems. These include sluggish Ca<sup>2+</sup> transport kinetics within both electrolytes and electrode matrices, severe passivation at the calcium metal anode interface, and incompatibility with conventional electrolytes and electrode materials.

At the core of these strategies lies the deliberate introduction of auxiliary charge carriers, both cationic (such as Li<sup>+</sup>, Na<sup>+</sup>, and K<sup>+</sup>) and anionic (such as PF<sub>6</sub><sup>-</sup>, BF<sub>4</sub><sup>-</sup>, BH<sub>4</sub><sup>-</sup>), which dynamically modulate the local electrochemical environment to enhance the overall behavior of Ca<sup>2+</sup>. These secondary ions do not serve merely as supporting species; rather, they play active roles in tailoring electrolyte solvation structures, stabilizing interfacial phases, and improving redox reaction kinetics. For instance, small and fast-diffusing cations like Li<sup>+</sup> can restructure the solvation sheath around Ca<sup>2+</sup>, reducing its effective de-solvation energy and thereby improving ionic mobility. Concurrently, carefully selected anions contribute to the formation of a stable, ionically conductive SEI, mitigating calcium surface passivation. More importantly, these auxiliary ions can also facilitate redox-active processes at the cathode, especially in complex conversion-type systems, by participating in co-intercalation or catalytic pathways.

Several representative systems have demonstrated the effectiveness of multi-ion synergy in overcoming the intrinsic limitations of Ca-based batteries. A particularly notable example is the development of a carbon-confined covalent sulfur cathode, synthesized *via* plasma-enhanced C/S co-deposition.<sup>86</sup> This nanostructured cathode architecture not only immobilized soluble polysulfide intermediates but also provided a conductive matrix to facilitate redox reactions. It was coupled with a dual-salt electrolyte system composed of LiPF<sub>6</sub> and Ca(BF<sub>4</sub>)<sub>2</sub> dissolved in carbonate solvents. The resulting Ca-S battery exhibited a high reversible capacity of 824.6 mAh g<sup>-1</sup> along with excellent cycling stability over 145 cycles. Mechanistically, this performance was enabled by the cooperative roles of the two cationic species. Li<sup>+</sup> ions actively participated in the sulfur redox process, improving reaction kinetics and promoting more complete and reversible sulfur conversion. In parallel, Ca<sup>2+</sup> served as the primary charge carrier, supporting overall ionic conductivity and contributing to the system's energy density.

In a related study, Meng *et al.*<sup>87</sup> reported a Ca-FeS<sub>2</sub> battery utilizing a hybrid electrolyte composed of Ca(BH<sub>4</sub>)<sub>2</sub> and LiBH<sub>4</sub> dissolved in tetrahydrofuran (THF). In this system, Li<sup>+</sup> ions acted as the catalyst for the FeS<sub>2</sub> conversion reaction and reduced the de-solvation barriers of Ca<sup>2+</sup>, while BH<sub>4</sub><sup>-</sup> anions effectively suppressed interfacial resistance, thereby facilitating improved Ca ion transport. This combination enabled a reversible capacity of 303 mAh g<sup>-1</sup> with a coulombic efficiency of

96.7% over 200 cycles. The results underscored the cooperative functionality of both cationic and anionic species within the electrolyte in enhancing redox kinetics and interface compatibility. The impact of multi-ion strategies extends beyond the bulk electrolyte to interfacial engineering. Song *et al.*<sup>88</sup> developed an artificial hybrid SEI composed of nanocrystalline Na<sup>+</sup>/Ca<sup>2+</sup> carbonates and CaH<sub>2</sub>/Ca<sub>3</sub>N<sub>2</sub> species. This engineered interlayer acted as an ion-conductive yet electron-insulating interface, effectively stabilizing the calcium metal surface. When combined with an electrolyte enriched in PF<sub>6</sub><sup>-</sup> and K<sup>+</sup> ions, the system achieved ultra-stable Ca plating/stripping behaviour over 1400 hours with minimal polarization, demonstrating the power of multi-ion coordination in constructing robust interfacial chemistries. Further demonstrating the power of reciprocal ion synergy, Zhou *et al.*<sup>89</sup> introduced a dual-cation Ca/Na-S battery system based on a Ca(PF<sub>6</sub>)<sub>2</sub>/NaPF<sub>6</sub> electrolyte. In this configuration, Na<sup>+</sup> ions enhanced the conversion kinetics of calcium polysulfides at the cathode, while Ca<sup>2+</sup> played a complementary role in buffering Na<sup>+</sup> flux at the anode, thus mitigating dendrite formation. This cooperative interaction resulted in a high reversible capacity of 947 mAh g<sup>-1</sup> and excellent cycling stability at ambient temperature.

Collectively, these pioneering advancements compellingly illustrate the central and indispensable role of multi-ion carrier strategies in unlocking the full electrochemical potential of Ca-ion hybrid batteries. By meticulously tailoring electrolyte compositions to incorporate synergistic ion pairs (*e.g.*, Ca<sup>2+</sup>, Li<sup>+</sup>, Na<sup>+</sup>, K<sup>+</sup>, PF<sub>6</sub><sup>-</sup>, and BH<sub>4</sub><sup>-</sup>), researchers have systematically addressed core limitations pertaining to ionic mobility, redox kinetics, and interface stability. Looking ahead, the continued exploration of cooperative ion interactions, potentially guided by advanced computational modelling and *in situ* characterization techniques, combined with the development of ion-selective membranes and chemically stable hybrid electrolytes, is expected to accelerate progress toward high-voltage, high-capacity, and long-life multivalent energy storage systems.

**3.1.6. Zn<sup>2+</sup> based DCHBs.** Zn ion hybrid batteries (ZIHBS) have attracted increasing attention within the multi-ion energy storage landscape, driven by the favourable electrochemical and environmental characteristics of Zn. With a high theoretical capacity (820 mAh g<sup>-1</sup>), exceptional volumetric capacity (5854 mAh cm<sup>-3</sup>), low redox potential (-0.76 V *vs.* SHE), natural abundance, and intrinsic safety, Zn is well-suited for developing sustainable, next-generation battery technologies.<sup>90,91</sup> However, traditional Zn ion batteries (ZIBs) that rely solely on Zn<sup>2+</sup> as the charge carrier face key limitations. The sluggish diffusion kinetics of Zn<sup>2+</sup>, interfacial instability from parasitic reactions (*e.g.*, hydrogen evolution in aqueous electrolytes), and cathode degradation during repeated Zn<sup>2+</sup> intercalation/extraction severely compromise electrochemical reversibility and long-term cycling stability. These challenges underscore the need for advanced electrode and electrolyte designs to fully realize the potential of ZIHBS.

In this context, researchers have strategically introduced auxiliary cations such as Mn<sup>2+</sup>, Li<sup>+</sup>, Na<sup>+</sup>, K<sup>+</sup>, Ca<sup>2+</sup>, Mg<sup>2+</sup>, and Al<sup>3+</sup>, along with functional anions like I<sup>-</sup>, SO<sub>4</sub><sup>2-</sup>, and [Zn(OH)<sub>4</sub>]<sup>2-</sup>, to



construct advanced ZIHB systems. These additional ionic species do not merely act as inert co-solvates but instead engage actively in regulating redox dynamics, restructuring electrode–electrolyte interfaces, and modulating solvation structures. Their cooperative interactions facilitate synergistic ion transport, promote interfacial stability, and accelerate charge-transfer kinetics. By enabling multi-dimensional control over electrochemical processes, such multi-ion configurations significantly surpass the capabilities of conventional single-ion systems. They enhance ionic conductivity, stabilize cycling behaviour, and mitigate degradation pathways, thereby improving the overall performance of ZIHBs. Within this framework, Zn serves not only as the primary charge carrier but also as a central element orchestrating complex ionic synergies. The following subsections will explore representative ZIHB chemistries where these multi-ion strategies have delivered transformative improvements.

**3.1.6.1. Zn–Mn HIBs.** Zn–Mn hybrid ion batteries (ZMHIBs) represent one of the most historically entrenched and technically versatile battery chemistries, with roots extending back to the seminal Leclanché cell (Zn–MnO<sub>2</sub>–NH<sub>4</sub>Cl) introduced in 1868 and subsequently evolved into dry cell formats by Hellesen in 1886.<sup>92</sup> Originally developed as primary (non-rechargeable) systems, ZMHIBs underwent a significant transformation with the advent of alkaline secondary battery technologies, enabling their deployment in rechargeable applications. In conventional aqueous Zn–Mn configurations, metallic Zn functions as the anode, oxidizing to Zn<sup>2+</sup> during discharge, while MnO<sub>2</sub> at the cathode undergoes reduction accompanied by Zn<sup>2+</sup> intercalation.<sup>93</sup> This electrochemical interplay is reversed during charging, where Zn<sup>2+</sup> deintercalated from the cathode and is electrodeposited back onto the anode. While these systems have demonstrated admirable safety and cost-effectiveness, challenges such as sluggish Zn<sup>2+</sup> kinetics, Mn dissolution, and interfacial incompatibility continue to restrict their energy density and long-term cycling stability.

To address these intrinsic limitations, researchers have explored multi-ion carrier strategies by incorporating additional active ionic species such as H<sup>+</sup>, Mn<sup>2+</sup>, I<sup>−</sup>, and SO<sub>4</sub><sup>2−</sup>, which work in concert with the native Zn<sup>2+</sup> transport mechanism.<sup>94–97</sup> This multidimensional ionic orchestration serves not merely to support ion conduction but actively modifies redox mechanisms, stabilizes electrode interfaces, and decouples energy storage from rate performance. The integration of auxiliary ions within the Zn–Mn framework exemplifies the broader paradigm shift toward hybridized ion chemistries, wherein multiple carriers operate synergistically to resolve longstanding bottlenecks in electrochemical reversibility and performance degradation.

A compelling demonstration of this principle is embodied in the design of a polyvinylpyrrolidone (PVP)-intercalated MnO<sub>2</sub> hybrid superlattice featuring expanded (001) planes, which selectively accommodate H<sup>+</sup> *via* the Grotthuss mechanism.<sup>98</sup> This structural innovation not only facilitates fast H<sup>+</sup> transport *via* a hydrogen-bonded network, but also leverages the hybrid superlattice configuration to enhance charge delocalization and electronic entropy. Within this framework, the simultaneous intercalation of Zn<sup>2+</sup> and H<sup>+</sup> plays distinct yet complementary

roles: H<sup>+</sup> contributes to ultrafast charge transfer kinetics, while Zn<sup>2+</sup> ions serve as the principal charge carriers, enabling high energy storage capacity. This decoupling of electrochemical functions, in which H<sup>+</sup> enhances power density while Zn<sup>2+</sup> contributes to energy density, effectively overcomes the conventional trade-off between high-rate capability and large capacity. Building on the notion that redox activity itself can be mediated through auxiliary species, a hybrid cathode combining Mn<sup>2+</sup> and I<sup>−</sup> ions has been developed, leveraging the redox couple I<sub>3</sub><sup>−</sup>/I<sup>−</sup> to facilitate the Mn<sup>2+</sup>/MnO<sub>2</sub> conversion process in a buffered acetate electrolyte.<sup>99</sup> The redox sequence proceeds as follows:

Cathode:



Anode:



In this configuration, I<sup>−</sup> ions act as redox mediators that catalyze MnO<sub>2</sub> dissolution and lower the activation energy for the Mn<sup>2+</sup>/MnO<sub>2</sub> redox transition. This catalysis significantly enhances redox reversibility, achieving an impressive 96% Mn<sup>2+</sup>/MnO<sub>2</sub> conversion efficiency. The resulting Zn–Mn<sup>2+</sup>/I<sup>−</sup> system exhibits remarkable electrochemical performance, including high-capacity retention at current densities up to 100 mA cm<sup>−2</sup>, a minimal voltage polarization of 0.14 V, and extended cycle life over 2000 cycles with an average coulombic efficiency of 96.0%. This example expands the conceptual role of multi-ion carriers, demonstrating that auxiliary ions such as I<sup>−</sup> are not merely ionic conductors but can act as redox-active catalysts, amplifying both kinetics and capacity.

The concept of ionic asymmetry is further explored in a hybrid Zn–Mn redox flow battery, which integrates an acidic Mn<sup>2+</sup>/MnO<sub>2</sub> redox couple with an alkaline Zn/[Zn(OH)<sub>4</sub>]<sup>2−</sup> pair.<sup>100</sup> In this architecture, the anolyte and catholyte are physically separated but electrochemically coupled, allowing for independent optimization of redox kinetics and ionic stability. The introduction of [Zn(OH)<sub>4</sub>]<sup>2−</sup> effectively suppresses Zn dendrite formation, while the use of Ni–Mg catalysts and Bi-embedded carbon felt electrodes enhances the reversibility of the Mn redox reaction. This configuration delivers an impressive operating voltage of 2.75 V and achieves an energy efficiency of 89.8% over 150 cycles, establishing a strong case for redox-asymmetric, multi-ion electrolyte systems in flow battery platforms. Complementary advances in quasi-solid-state electrolytes further underscore the role of solvation engineering in multi-ion systems. Incorporating kaolinite, a layered clay mineral with strong water-binding capacity, into the hybrid electrolyte matrix not only confines free H<sub>2</sub>O but also facilitates the enrichment of SO<sub>4</sub><sup>2−</sup> anions within the solvation sheath, thereby enhancing the ionic environment for multi-ion transport.<sup>101</sup> This tailored solvation structure mitigates side reactions and dendrite growth on the Zn anode, enhances Zn<sup>2+</sup> flux uniformity, and improves interfacial compatibility.



Paired with an  $\alpha$ - $\text{MnO}_2$  cathode, the resulting battery delivers a high specific capacity of  $348 \text{ mAh g}^{-1}$  at  $0.2 \text{ A g}^{-1}$  and retains 87% of its capacity after 500 cycles at  $0.5 \text{ A g}^{-1}$ , with minimal degradation over 100 cycles, demonstrating the benefits of controlled ionic microenvironments in hybrid systems.

A major obstacle for aqueous Zn systems is the stark mismatch between the pH environments favored by their two electrodes.  $\text{MnO}_2$  delivers its highest reversible capacity through proton-coupled conversion reactions that proceed most efficiently in mildly acidic electrolytes. In contrast, metallic Zn corrodes rapidly in acid, evolving hydrogen and forming soluble Zn salts; it deposits smoothly and with a low overpotential only in alkaline media. To resolve this conflict, researchers have devised pH-decoupled architectures that allow each electrode to reside in its preferred medium while still sharing a common external circuit.<sup>102</sup> A representative design employs three liquid compartments: an acidic catholyte in contact with the  $\text{MnO}_2$  cathode, an alkaline anolyte bathing the Zn metal, and a neutral potassium-sulfate reservoir sandwiched between them (Fig. 6a).<sup>103</sup> Cation- and anion-selective membranes flank the central reservoir, permitting only targeted ion migration. During discharge,  $\text{K}^+$  ions drift toward the anolyte to balance the electrons consumed at the Zn electrode, whereas  $\text{SO}_4^{2-}$  ions move toward the catholyte to neutralize the protons consumed by  $\text{MnO}_2$ . This bidirectional ion shuttle maintains electroneutrality without allowing corrosive species to cross over. By keeping each electrode in its ideal pH window, the three-compartment cell achieves a thermodynamic voltage of 2.83 V and an energy density of about  $1622 \text{ Wh kg}^{-1}$  based on the mass of  $\text{MnO}_2$ , far surpassing conventional single-

electrolyte Zn batteries. Performance is further enhanced by integrating a recirculation loop that continuously refreshes each electrolyte stream, thereby suppressing concentration gradients at the electrode surfaces and enabling fast charge–discharge operation with minimal polarization.<sup>104</sup>

In summary, the strategic integration of multiple charge carriers in ZMHIBs has emerged as a transformative approach for overcoming the limitations traditionally associated with Zn– $\text{MnO}_2$  chemistries. The cooperative roles of  $\text{H}^+$ ,  $\text{Zn}^{2+}$ ,  $\text{Mn}^{2+}$ ,  $\text{I}^-$ ,  $[\text{Zn}(\text{OH})_4]^{2-}$ , and  $\text{SO}_4^{2-}$  in these systems enhance both redox kinetics and energy storage capacity, while simultaneously enabling exceptional architectural versatility across a wide range of configurations, including solid-state, flow, and hybrid electrolyte formats. Through these synergistic interactions, multi-ion systems unlock performance metrics that are unachievable through single-ion pathways alone.

To address the challenge of achieving reversible  $\text{Zn}^{2+}$  intercalation and extraction in cathode materials, which is primarily hindered by strong electrostatic interactions between  $\text{Zn}^{2+}$  ions and the host crystal lattice in conventional ZIBs, novel rechargeable Zn-based hybrid batteries have been developed. These systems typically pair a Zn metal anode with traditional cathode materials used in other metal-ion batteries. In such configurations,  $\text{Zn}^{2+}$  ions undergo reversible plating and stripping at the anode, while alternative metal ions are reversibly intercalated and deintercalated at the cathode. Based on the nature of the participating metal ions, reported ZIHs can be broadly classified into six categories: Zn–Li hybrid batteries, Zn–Na hybrid batteries, Zn–K hybrid batteries, Zn–Mg hybrid

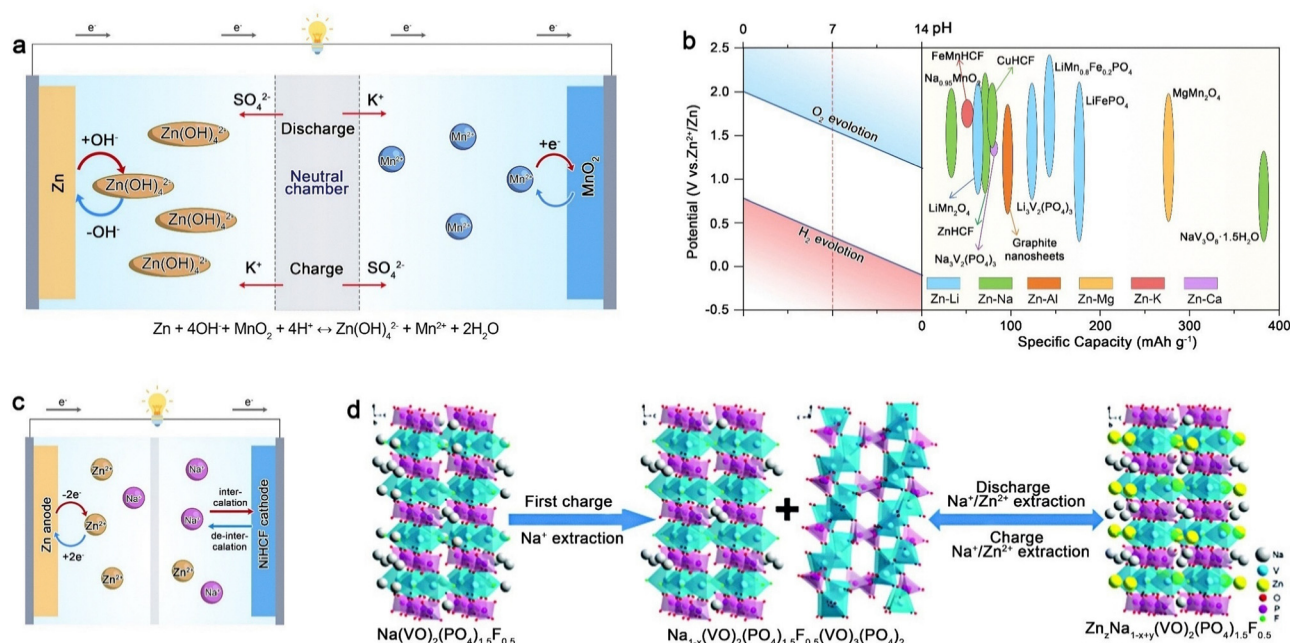


Fig. 6 (a) Working mechanisms of a three-chamber decoupled Zn– $\text{MnO}_2$  battery system. Reproduced with permission from ref. 103. Copyright 2020, Springer Nature. (b) Comparison of operating voltage and specific capacity for various cathode materials employed in ZIHs. Reproduced with permission from ref. 105. Copyright 2020, Wiley. (c) Schematic illustration of the redox process for the NiHCF//Zn battery during the charge–discharge processes. Reproduced with permission from ref. 119. Copyright 2016, Elsevier (d) schematic illustrations of the energy storage mechanism of  $\text{Na}(\text{VO})_2(\text{PO}_4)_{1.5}\text{F}_{0.5}$ . Reproduced with permission from ref. 117. Copyright 2022, Royal Society of Chemistry.



batteries, Zn–Ca hybrid batteries, and Zn–Al hybrid batteries (Fig. 6b).<sup>105</sup> In the following sections, we systematically introduce and discuss each of these dual-cation Zn-based hybrid battery systems.

**3.1.6.2. Zn–Li HIBs.** Despite significant progress in ZMHIBs, the pursuit of higher energy density, broader operational stability, and improved electrochemical reversibility has spurred interest in alternative hybrid configurations. Among them, Zn–Li hybrid ion batteries (ZLHIBs) have emerged as a promising platform that leverages the complementary strengths of Zn and Li-based chemistries. Zn provides high theoretical capacity, low cost, and natural abundance, while Li<sup>+</sup> enables access to high-voltage cathodes with well-established intercalation mechanisms.<sup>106</sup> The coexistence of Zn<sup>2+</sup> and Li<sup>+</sup> as a dual charge carrier not only expands the electrochemical window but also mitigates key challenges associated with aqueous Zn-based systems, such as hydrogen evolution at the Zn anode, limited ionic mobility in aqueous media, and poor low-temperature performance. Importantly, the incorporation of Li<sup>+</sup> introduces access to higher-voltage cathodes and more diverse redox chemistries, while Zn<sup>2+</sup> maintains system safety and cost-effectiveness.

Recent advances in ZLHIBs have centered around three representative lithium-based cathode materials: LiFePO<sub>4</sub> (LFP), LiMn<sub>2</sub>O<sub>4</sub> (LMO), and Li<sub>3</sub>V<sub>2</sub>(PO<sub>4</sub>)<sub>3</sub> (LVP). Across these systems, electrolyte engineering has proven critical to unlocking the full potential of the Zn<sup>2+</sup>/Li<sup>+</sup> dual-cation framework. Strategies such as modulating water activity, tailoring solvation structures, extending electrochemical stability windows, and facilitating selective ion transport have been key to enabling stable and efficient operation. This section highlights how the integration of multi-ion coordination with precisely engineered electrolyte environments can effectively guide the development of next-generation, high-performance ZLHIBs.

A particularly illustrative case of such hybridization is found in ZLHIBs employing LFP as the cathode. Here, the challenge lies in harmonizing the dual-cation transport mechanisms while maintaining the stability of both electrodes in an aqueous environment. Electrolyte engineering has proven central to this endeavour, particularly in controlling water activity and solvation behaviour. For instance, Su *et al.*<sup>107</sup> introduced a polyacrylamide (PAM)-modified aqueous electrolyte, which reduces the activity of free water molecules, thereby suppressing parasitic hydrogen evolution at the Zn anode and stabilizing the interfacial environment. In this system, Li<sup>+</sup> serves as the primary intercalating ion at the LFP cathode, while Zn<sup>2+</sup> cycles at the anode. The tailored electrolyte facilitated 82% capacity retention after 350 cycles at 0.5 A g<sup>-1</sup>, demonstrating the efficacy of water regulation in sustaining dual-cation transport. Building on this approach, Ciurduc *et al.*<sup>108</sup> employed molecular crowding electrolytes (MCEs) using polyethylene glycol (PEG400) to restructure the solvation environments of both Zn<sup>2+</sup> and Li<sup>+</sup>, leading to substantial reduction in self-discharge rates and improved cycling stability. Recognizing the vulnerability of aqueous systems at low temperatures, Yan *et al.* designed a hygroscopic bilayer PEG/bacterial cellulose (BC) electrolyte.<sup>109</sup> This innovative electrolyte

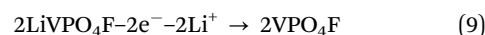
architecture serves to reduce water molecule activity and simultaneously improve ionic conduction for both Li<sup>+</sup> and Zn<sup>2+</sup> at sub-zero temperatures. Their Zn–LFP hybrid cells employing this electrolyte retained 85.14% of their initial capacity after 300 cycles at –20 °C, while achieving near 100% coulombic efficiency, underscoring the benefits of dual-cation configurations in extreme environments.

The implementation of LMO cathodes in ZLHIBs presents additional challenges due to intrinsic instability of LMO under aqueous or alkaline conditions, often resulting in cathode dissolution and Zn anode passivation. To address these issues, a phase-separated electrolyte (PSE) system composed of immiscible aqueous and organic phases was developed, incorporating ionic liquids such as Py<sub>14</sub>TFSI in fluoroether (HFE) solvents.<sup>110</sup> This biphasic system significantly extended the electrochemical stability window (ESW) to 4.6 V by physically segregating water from the LMO cathode. As a result, Zn–LMO batteries achieved high-voltage platforms up to 3.12 V and discharge voltages of 2.95 V and 2.75 V, ultimately delivering energy densities exceeding 360 Wh kg<sup>-1</sup>. Moreover, the strategy proved adaptable to other lithium-based cathodes, including LiNi<sub>0.5</sub>Mn<sub>1.5</sub>O<sub>4</sub> and LiCoMnO<sub>4</sub>, where average working voltages reached 3.41 V and 3.37 V, respectively. These results underscore how selective phase partitioning can be employed to spatially manage redox species and stabilize dual-cation transport in high-voltage aqueous systems.

Complementary innovations in solvation structure engineering have further enhanced Zn–LMO hybrid systems. Jaumaux *et al.*<sup>111</sup> utilized a solvent system based on *N*-methylformamide (NMF), co-dissolving lithium triflate and zinc triflate to create a uniform solvation environment conducive to both Li<sup>2+</sup> and Zn<sup>2+</sup> transport. This hybrid electrolyte expanded the electrochemical stability window to 3.25 V and enabled highly stable cycling with 99.7% coulombic efficiency over 400 cycles. In parallel, efforts to address anode-side passivation led Tao *et al.*<sup>112</sup> to develop carbon-doped porous Zn anodes that enhance ion diffusion and reduce interfacial resistance, improving initial discharge capacities to 150 mAh g<sup>-1</sup> and retaining 60 mAh g<sup>-1</sup> over 210 cycles.

Further extending the multi-ion carrier concept, recent attention has turned to LVP-based cathodes, where polyanionic frameworks traditionally suffer from poor kinetics. To mitigate this, Jiang *et al.*<sup>113</sup> employed Mn<sup>2+</sup> doping to enhance both conductivity and structural stability within the LVP host, reporting a Zn//Li<sub>3</sub>V<sub>1.94</sub>Mn<sub>0.06</sub>(PO<sub>4</sub>)<sub>3</sub> hybrid system with an initial capacity of 106.5 mAh g<sup>-1</sup> and excellent rate and cycling performance. In a more architecturally advanced approach, Liu *et al.*<sup>114</sup> developed a hierarchical “scarf-blanket” structure in LiVPO<sub>4</sub>F (LVPF) cathodes, combining carbon nanotube networks with polypyrrole coatings to improve electron transport and structural cohesion. The specific reaction of this study is as follows:

Cathode:



Anode:



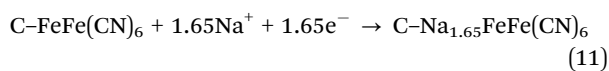
When integrated with a high-concentration dual-cation electrolyte comprising Zn(OTf)<sub>2</sub> and LiTFSI, the system exhibited a high, flat discharge plateau at ~1.9 V, delivering a specific capacity of 146.9 mAh g<sup>-1</sup> and an energy density of 235.6 Wh kg<sup>-1</sup>, while retaining 87.2% capacity over 600 cycles.

Collectively, these advances underscore the growing potential of Zn–Li hybrid systems as a fertile ground for exploiting multi-ion carrier mechanisms. By partitioning ionic functionalities across coordinated electrolyte–electrode architectures and fine-tuning solvation dynamics for both Zn<sup>2+</sup> and Li<sup>+</sup>, ZLHBs have begun to transcend the conventional limitations of aqueous and non-aqueous battery systems alike. Through innovations in electrolyte formulation, cathode stabilization, anode surface engineering, and interfacial control, these systems achieve a sophisticated orchestration of multiple charge carriers, enabling high-voltage operation, broad temperature adaptability, and long-term cycling robustness.

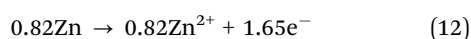
**3.1.6.3. Zn–Na HIBs.** Zn Na hybrid ion batteries (ZNHIBs) have emerged as a promising strategy to overcome the inherent limitations of conventional aqueous ZIBs by harnessing the complementary electrochemical characteristics of Zn<sup>2+</sup> and Na<sup>+</sup> ions. In these systems, a Zn metal anode is paired with a sodium-based cathode, enabling a dual-cation mechanism in which each ion plays a distinct functional role. Zn<sup>2+</sup> serves as the primary charge carrier at the anode, offering high theoretical capacity and low redox potential, while Na<sup>+</sup> participates in the cathodic redox process, contributing to improved structural reversibility and reaction kinetics (Fig. 6c). Specifically, the Na<sup>+</sup> shuttle enhances cathode stability and supports faster ion transport, while the presence of Zn<sup>2+</sup> ensures high energy density and compatibility with aqueous systems. Altogether, the integration of these two ion species not only expands the electrochemical stability window but also enhances overall battery efficiency.

A defining feature of ZNHIBs is the use of Na-hosting cathodes, which critically determine the electrochemical behaviour of the full cell. PBAs, NASICON-type compounds, and other Na<sup>+</sup>-intercalation hosts have been widely explored for this role. PBAs, such as FeFe(CN)<sub>6</sub>, NiHCF (nickel hexacyanoferrate), and ZnHCF (zinc hexacyanoferrate), have garnered particular interest due to their robust open-framework structures that accommodate reversible Na<sup>+</sup> intercalation. However, their performance is often constrained by structural defects, such as lattice vacancies and interstitial water, as well as low specific surface areas. Moreover, the strong coulombic interaction between divalent Zn<sup>2+</sup> and water molecules can interfere with Na<sup>+</sup> diffusion or trigger undesirable side reactions, undermining long-term cycling stability.

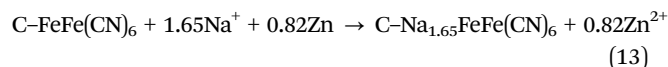
Cathode:



Anode:



Overall:



To mitigate these limitations, considerable efforts have been directed toward structural refinement and defect suppression in PBAs cathodes. A notable example involves the synthesis of C–FeFe(CN)<sub>6</sub> *via* a citric acid chelation approach, which significantly reduced defect density and improved surface area, leading to enhanced ion transport and electrochemical stability.<sup>115</sup> This system achieved a high-capacity retention of 88% after 500 cycles, with the redox reaction governed by a dual-cation mechanism in which Na<sup>+</sup> intercalates into the cathode while Zn undergoes reversible stripping and plating at the anode. The specific reaction of this study is as follows:

Similarly, monoclinic NiHCF has demonstrated a near-theoretical capacity along with enhanced long-term reversibility, further validating the feasibility of its application in hybrid Zn–Na systems.<sup>116</sup>

Beyond PBAs, NASICON-type materials offer an attractive platform for Zn–Na hybridization, owing to their intrinsically high Na<sup>+</sup> mobility, robust three-dimensional frameworks, and structural resilience during repeated intercalation/deintercalation cycles. Despite these advantages, typical NASICON materials often operate at relatively low voltages (below 0.8 V *vs.* Zn/Zn<sup>2+</sup>), and aqueous instability becomes a concern, particularly for high-voltage vanadium-based NASICON cathodes. Strategies to overcome these limitations have included introducing high-voltage inductive centers, such as PO<sub>4</sub><sup>3-</sup>, F<sup>-</sup>, and PO<sub>4</sub>F<sup>4-</sup>, and adopting alternative compositions like monoclinic Li<sub>3</sub>V<sub>2</sub>(PO<sub>4</sub>)<sub>3</sub> or rhombohedral Na<sub>3</sub>V<sub>2</sub>(PO<sub>4</sub>)<sub>3</sub>. These approaches have successfully raised redox potentials while maintaining structural integrity. A recent study on sodium fluorophosphate oxovanadium materials (Na<sub>x</sub>(VO)<sub>2</sub>(PO<sub>4</sub>)<sub>y</sub>F<sub>z</sub>), synthesized *via* solvothermal routes, exemplified the benefits of this strategy (Fig. 6d).<sup>117</sup> These cathodes exhibited a specific capacity of 87.2 mAh g<sup>-1</sup> and exceptional rate performance. XRD analyses during charge–discharge cycles confirmed the reversible intercalation of both Na<sup>+</sup> and Zn<sup>2+</sup>, validating the co-storage mechanism fundamental to ZNHIBs. Complementing these efforts, NASICON-type M<sub>3</sub>V<sub>2</sub>(PO<sub>4</sub>)<sub>3</sub> (where M = Li, Na) cathodes have also demonstrated dual-cation conduction behaviour when paired with Zn anodes, achieving capacity retention above 84% after 200 cycles.<sup>118</sup> The coexistence of Na<sup>+</sup> and Zn<sup>2+</sup> within the electrolyte enables a dual-cation conduction mechanism, further reinforcing the multi-ion carrier concept as a transformative strategy for achieving enhanced electrochemical stability and performance.

In addition to cathode optimization, electrolyte engineering plays an equally critical role in advancing ZNHIB performance. Lu *et al.*<sup>119</sup> demonstrated that modifying the electrolyte composition by introducing ZnSO<sub>4</sub> markedly improved Na<sup>+</sup> intercalation kinetics and significantly stabilized the electrochemical interface, especially when paired with a graded porous Zn anode. Cyclic voltammetry results revealed pronounced cathodic responses when Na<sup>+</sup> and Zn<sup>2+</sup> coexist, highlighting their



cooperative redox activity in the hybrid system. A novel solvation structure engineered within concentrated aqueous electrolytes was shown to drastically suppress hydrogen evolution and inhibit dendrite formation on the Zn surface.<sup>120</sup> This electrolyte optimization extended the Zn plating/stripping lifespan to 1600 hours with an impressive coulombic efficiency of 99.96% sustained over 700 cycles. Such advancements underscore the crucial role of electrolyte design in multi-ion carrier systems, as effective control over solvation structures directly impacts the stability and reversibility of both Na<sup>+</sup> and Zn<sup>2+</sup> redox processes.

By capitalizing on the distinct electrochemical properties of alkali metal ions like Na<sup>+</sup> in conjunction with Zn<sup>2+</sup>, the multi-ion carrier strategy offers a viable pathway for addressing Zn anode challenges while simultaneously enhancing energy density and cycling stability in ZNHIBs. The incorporation of PBA and NASICON-type materials as cathodes has yielded significant improvements in energy density, rate performance, and long-term durability.

**3.1.6.4. Zn–K HIBs.** Zinc potassium hybrid batteries (ZPHIBs) have attracted growing interest for large-scale energy storage due to their dual-cation mechanism. By coordinating the transport of Zn<sup>2+</sup> and K<sup>+</sup> ions, ZPHIBs overcome limitations of conventional systems, offering improved rate capability, greater voltage stability, and longer cycle life. These advantages help mitigate challenges such as slow ion diffusion, voltage fluctuations during operation, and long-term material degradation in traditional battery technologies.

Despite these intrinsic benefits, challenges persist in fully realizing the potential of ZPHIBs, including the need to enhance ionic conductivity within electrode materials for both Zn<sup>2+</sup> and K<sup>+</sup>, suppress parasitic reactions such as hydrogen evolution at the Zn anode, and minimize cathode dissolution or structural degradation that can cause capacity fade. The design and optimization of multi-ion carrier cathodes, particularly those based on PBAs, have emerged as pivotal to advancing ZPHIB performance. PBAs such as copper hexacyanoferrate (CuHCF), potassium manganese ferrocyanide (KCM), Fe<sub>0.35</sub>Mn<sub>0.65</sub>[Fe(CN)<sub>6</sub>] (FeMnHCF), and Ni–Zn hexacyanoferrate (Ni<sub>3</sub>Zn<sub>1</sub>HCF) offer open-framework crystal structures ideally suited for reversible K<sup>+</sup> intercalation, thereby facilitating efficient charge storage and ion diffusion. Nonetheless, intrinsic challenges such as capacity limitations due to Mn<sup>3+</sup> dissolution in KCM and structural defects in Ni<sub>3</sub>Zn<sub>1</sub>HCF continue to constrain their electrochemical performance.

Research has therefore focused on strategic modifications, including cation substitution within the PBA lattice to improve stability, electrolyte formulation tuning to optimize ion transport and suppress side reactions, and synthesis control aimed at enhancing crystallinity and reducing defects. A representative advancement was demonstrated by Liu *et al.*<sup>121</sup> who developed a thermally assisted ZPHIB utilizing a CuHCF cathode and Zn metal anode in a hybrid K/Zn-ion aqueous electrolyte. This system achieved a notable discharge voltage of 1.75 V and exhibited a temperature coefficient of  $-0.97 \text{ mV K}^{-1}$ , indicative of stable and efficient cycling even under thermal fluctuations. The enhanced ion mobility of K<sup>+</sup> within the electrolyte was key

to maintaining electrochemical performance at low temperatures, though elevated temperatures still posed stability challenges. In a parallel effort, Yu *et al.*<sup>122</sup> engineered a partially copper-substituted KCM cathode, effectively mitigating Mn<sup>3+</sup> dissolution and elevating the cathode's working potential. Their ZPHIB displayed an operating voltage of 1.75 V and superior rate performance, alongside a marked suppression of Zn dendrite formation. This dendrite inhibition was attributed to an electrostatic shielding effect imparted by K<sup>+</sup> ions, which likely adsorb onto or accumulate near the Zn anode surface, modulating local electric fields to homogenize Zn<sup>2+</sup> deposition and prevent localized current density spikes responsible for dendrite nucleation. This illustrates an important role for auxiliary ions in multi-ion carrier systems beyond charge storage; K<sup>+</sup> here exerts a non-redox, physical stabilization effect critical for anode longevity.

Further illuminating the multi-ion interaction mechanism, Wang *et al.*<sup>59</sup> explored the rhombohedral FeMnHCF cathode, which exhibited excellent Zn<sup>2+</sup> and K<sup>+</sup> storage capabilities. The FeMnHCF framework facilitates the intercalation of both guest ions, enabling hybrid charge storage behavior. Their investigations, including cyclic voltammetry in both pure Zn<sup>2+</sup> and mixed Zn<sup>2+</sup>/K<sup>+</sup> ions electrolytes, revealed that K<sup>+</sup> acted as the primary charge carrier within the FeMnHCF framework. This was confirmed by the superior rate performance and decreased ion diffusion barriers observed when K<sup>+</sup> was present, resulting in an impressive energy efficiency of 93%. The reduced overpotential and enhanced reversibility associated with K<sup>+</sup> intercalation were central to this outcome, demonstrating how judicious multi-ion carrier selection can substantially elevate battery efficiency.

These studies collectively underscore the transformative potential of ZPHIB systems, where the synergistic interaction between Zn<sup>2+</sup> and K<sup>+</sup> ions leads to markedly enhanced battery performance. Zn<sup>2+</sup> contributes high capacity and benefits from reduced dendrite formation due to the presence of K<sup>+</sup>, while K<sup>+</sup> offers fast diffusion kinetics and low intercalation overpotential, resulting in improved overall electrochemical behavior. The strategic use of multi-ion carriers, exemplified by the Zn<sup>2+</sup>/K<sup>+</sup> combination, provides substantial improvements in energy efficiency, voltage stability, and cycling durability.

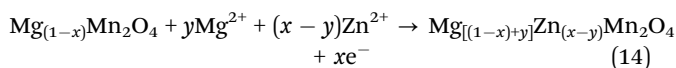
**3.1.6.5. Zn–Mg HIBs.** Zinc magnesium hybrid batteries (ZMgHIBs) combine the complementary electrochemical properties of Zn<sup>2+</sup> and Mg<sup>2+</sup>. In this system, Zn<sup>2+</sup> offers fast redox kinetics and high reversibility in aqueous electrolytes, while Mg<sup>2+</sup> contributes a high volumetric capacity, abundant natural reserves, and low cost. However, the ZMgHIBs face notable challenges, including the poor reversibility of Mg<sup>2+</sup> intercalation, the sluggish diffusion kinetics due to the divalent nature and high charge density of Mg<sup>2+</sup>, and the dissolution of active materials that can degrade long-term performance. Addressing these limitations requires coordinated advances in both electrolyte formulation and cathode material design. In particular, mixed ZnSO<sub>4</sub>–MgSO<sub>4</sub> electrolytes have garnered attention as a practical and scalable solution for enabling dual-cation



transport while stabilizing electrode interfaces, thereby facilitating co-intercalation of  $\text{Zn}^{2+}$  and  $\text{Mg}^{2+}$  into cathode frameworks.

A representative demonstration of this concept was presented by Zhang *et al.*, who synthesized  $\text{Mg}_x\text{V}_2\text{O}_5 \cdot n\text{H}_2\text{O}$  (MgVO) nanobelts and systematically investigated their electrochemical behavior across electrolytes with varying  $\text{Zn}^{2+}$  to  $\text{Mg}^{2+}$  molar ratios.<sup>123</sup> Among the tested formulations, the 1.0 M  $\text{ZnSO}_4$ –1.0 M  $\text{MgSO}_4$  electrolyte yielded the best performance, achieving a specific capacity of  $374 \text{ mAh g}^{-1}$  at  $100 \text{ mA g}^{-1}$  and retaining 90.3% of its initial capacity after 200 cycles at  $1 \text{ A g}^{-1}$ . Structural analysis revealed that both  $\text{Zn}^{2+}$  and  $\text{Mg}^{2+}$  were co-intercalated into the MgVO cathode. Notably,  $\text{Mg}^{2+}$  ions acted as structural “pillars” within the layered  $\text{V}_2\text{O}_5$  host, enhancing the mechanical integrity of the lattice during repeated cycling. This finding illustrates a quintessential advantage of multi-ion carrier systems, where one ion ( $\text{Mg}^{2+}$ ) primarily serves a stabilizing, structural role, while the other ( $\text{Zn}^{2+}$ ) contributes more actively to charge storage and fast transport.

Cathode:



Anode:



Building upon this multi-ion paradigm, further progress has been made using spinel-type cathodes such as  $\text{MgMn}_2\text{O}_4$  (MMO), a tetragonal derivative of the widely studied  $\text{ZnMn}_2\text{O}_4$ . While MMO offers the potential for high  $\text{Mg}^{2+}$  storage, its practical performance has been constrained by two critical factors: the slow lattice diffusion of  $\text{Mg}^{2+}$  and the structural instability associated with Jahn–Teller distortions of  $\text{Mn}^{3+}$ . To circumvent these issues, Soundharrajan *et al.*<sup>124</sup> introduced  $\text{Mn}^{2+}$  directly into the  $\text{Zn}^{2+}/\text{Mg}^{2+}$  dual-salt electrolyte. This modification not only promoted reversible co-insertion of  $\text{Mg}^{2+}$  and  $\text{Zn}^{2+}$  into the MMO cathode but also contributed to structural stabilization through *in situ*  $\text{Mn}^{2+}$  participation. The overall reaction mechanism of the ZMgHIBs involves Zn oxidation at the anode and coupled dual-cation insertion into the MMO lattice:

This ZMgHIB system delivered a remarkable energy density of  $370 \text{ Wh kg}^{-1}$ , representing the highest value reported at the time for any spinel cathode across both aqueous and non-aqueous ZIB systems.

These examples from ZMgHIB research underscore the multidimensional benefits of employing a multi-ion carrier strategy in aqueous battery systems. The simultaneous presence of  $\text{Zn}^{2+}$  and  $\text{Mg}^{2+}$ , along with stabilizing ions such as  $\text{Mn}^{2+}$  in the electrolyte, leads to synergistic improvements in cathode structural stability, ion transport efficiency, and interfacial integrity.  $\text{Mg}^{2+}$  intercalation helps maintain the integrity of the host lattice and suppresses side reactions, while  $\text{Zn}^{2+}$  facilitates rapid charge transport and delivers high cycling reversibility, resulting in enhanced overall battery performance.

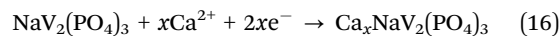
**3.1.6.6. Zn–Ca HIBs.** Zinc calcium hybrid batteries (ZCHIBs) have recently gained attention as a promising aqueous energy

storage system, primarily by aiming to leverage the complementary electrochemical characteristics of  $\text{Zn}^{2+}$  and  $\text{Ca}^{2+}$  ions. Although  $\text{Ca}^{2+}$  is a divalent ion, it exhibits certain favorable transport properties in aqueous media, such as possessing the smallest Stokes radius and the lowest polarization strength among common multivalent cations. These intrinsic traits can afford high ionic mobility and rapid diffusion kinetics, making  $\text{Ca}^{2+}$  potentially well-suited for fast charge transport processes.

However, its practical application as a primary charge carrier in batteries is significantly hindered by its relatively large crystallographic ionic radius. This large size can induce substantial volume changes and consequent structural degradation in traditional host materials, such as layered oxides and PBAs, during repeated intercalation/deintercalation cycles. Additionally, calcium metal itself exhibits poor electrochemical reversibility when used as an anode in aqueous electrolytes, further limiting the development of stable Ca-based anodes for aqueous systems.

To address these inherent challenges, Zhao *et al.*<sup>125</sup> developed a ZCHIB system using a NASICON-type  $\text{Na}_3\text{V}_2(\text{PO}_4)_3$  (NVP) cathode. The NVP particles were surface-engineered with amorphous carbon and reduced graphene oxide (denoted as NVP@AC@rGO) to improve electrical conductivity and structural stability. This tailored cathode was paired with a Zn metal anode and operated in an aqueous electrolyte containing both  $\text{Zn}^{2+}$  and  $\text{Ca}^{2+}$ , typically introduced as  $\text{Zn}(\text{OTF})_2$  and  $\text{Ca}(\text{OTF})_2$  salts. The electrochemical mechanism of the ZCHB involves the coordinated transport of  $\text{Zn}^{2+}$ ,  $\text{Ca}^{2+}$ , and triflate ( $\text{OTF}^-$ ) anions. During charging, Zn is oxidized at the anode and plates back during discharge. Meanwhile,  $\text{Ca}^{2+}$  ions reversibly intercalate into and deintercalate from the NVP framework, as described by the redox reaction. The reaction can be described as:

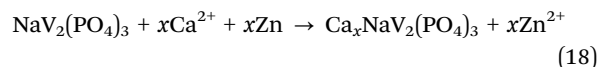
Cathode:



Anode:



Overall:



The robust three-dimensional NASICON framework of NVP offers spacious diffusion channels alongside strong structural rigidity, which together enable effective accommodation of divalent  $\text{Ca}^{2+}$  ions while minimizing volumetric strain. The system demonstrated excellent cycling performance exceeding 1000 cycles, with fast kinetics arising from the dual-cation transport mechanism. In addition to its role in the cathode redox process,  $\text{Ca}^{2+}$  also plays a critical interfacial function at the Zn anode. Electrochemical characterization methods, such as cyclic voltammetry and rate capability tests, demonstrated that the inclusion of  $\text{Ca}^{2+}$  in the electrolyte substantially prolongs the lifespan of the Zn anode, increasing it by more than 20 times compared to systems without  $\text{Ca}^{2+}$ . This enhancement



is not due to faradaic involvement at the anode but rather to the formation of a  $\text{Ca}^{2+}$ -enriched interfacial layer. Owing to its larger ionic radius and lower charge density relative to  $\text{Zn}^{2+}$ ,  $\text{Ca}^{2+}$  preferentially adsorbs onto the Zn surface, creating an electrostatic shielding layer. This layer effectively suppresses dendritic Zn growth and promotes uniform Zn deposition during repeated cycling, thereby enhancing both the safety and longevity of the battery. The dual role of  $\text{Ca}^{2+}$ , acting both as a redox-active species at the cathode and as a non-redox stabilizing agent at the anode, exemplifies the versatility of auxiliary ions within multi-ion systems. Importantly,  $\text{Zn}^{2+}$  remains the primary charge carrier, ensuring high energy output, while  $\text{Ca}^{2+}$  enhances interfacial stability and structural reversibility.

Despite these advances, further optimization of ZCHIBs faces several challenges. Although NASICON-type cathodes provide a relatively stable structural framework, the repeated insertion and extraction of  $\text{Ca}^{2+}$  can still generate structural stress during extended cycling, particularly under high mass loading. In addition, competitive intercalation between  $\text{Zn}^{2+}$  and  $\text{Ca}^{2+}$  at the cathode introduces complexities in ion selectivity, diffusion dynamics, and long-term capacity retention.

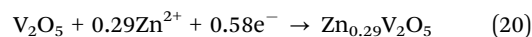
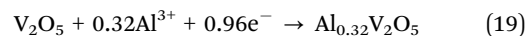
**3.1.6.7. Zn–Al HIBs.** Aqueous Al ion batteries (AIBs) have garnered growing interest due to aluminum's earth abundance, low cost, and exceptional theoretical capacities, both gravimetric and volumetric.  $\text{Al}^{3+}$  possesses a highly negative standard potential ( $-1.67$  V) and an extremely large hydration free energy ( $-4525$  kJ mol $^{-1}$ ), underscoring its high thermodynamic stability in aqueous solutions. The trivalent nature and strong hydration of  $\text{Al}^{3+}$  cause inherently sluggish electrochemical kinetics and pronounced parasitic hydrogen evolution reactions, especially at the anode. These issues result in rapid capacity fading and unstable electrode–electrolyte interfaces, limiting the practical application of AIBs as standalone systems.

To circumvent these intrinsic bottlenecks, a multi-ion carrier strategy has emerged as a powerful approach most notably realized in the form of zinc aluminum hybrid batteries (ZAHIBs). In these systems, the complementary roles of  $\text{Zn}^{2+}$  and  $\text{Al}^{3+}$  ions are deliberately harnessed to achieve a synergistic interplay of fast kinetics, interfacial stabilization, and enhanced cycling reversibility.  $\text{Zn}^{2+}$  ions, owing to their fast transport and weak solvation, serve as the main charge carriers, whereas  $\text{Al}^{3+}$  ions fine-tune interfacial chemistry, mitigate side reactions, and influence ion transport behaviour. This dual-cation approach illustrates the core principle of multi-ion carrier batteries, which is to overcome the limitations of single-ion chemistries by harnessing cooperative interactions between different ionic species.

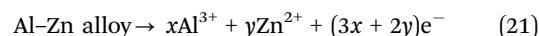
One of the most illustrative implementations of this strategy is the use of an aluminum–urea hydrated eutectic electrolyte (AUHEE), prepared by mixing  $\text{Al}_2(\text{SO}_4)_3 \cdot 18\text{H}_2\text{O}$  and urea in specific stoichiometric ratios.<sup>126</sup> In this formulation, urea functions as a high-dielectric Lewis base that forms coordination complexes with  $\text{Al}^{3+}$ , yielding solvated species of the form  $[\text{Al}(\text{Urea})_x(\text{H}_2\text{O})_y]^{3+}$ . This coordination environment weakens the strong  $\text{Al}^{3+}$ – $\text{H}_2\text{O}$  interactions that typically drive HER and passivation layer ( $\text{Al}(\text{OH})_3$ ) formation. Consequently, AUHEE

not only mitigates gas evolution but also promotes electrochemical reversibility by altering the hydration structure of  $\text{Al}^{3+}$ . When employed in a full-cell configuration comprising a  $\text{V}_2\text{O}_5$  cathode and a Zn anode, the AUHEE electrolyte facilitates the *in situ* formation of a dynamic Al–Zn alloy layer at the anode–electrolyte interface during the charging process. In this dual-cation system, both  $\text{Zn}^{2+}$  and  $\text{Al}^{3+}$  ions actively participate in the redox reactions. At the cathode,  $\text{Zn}^{2+}$  and  $\text{Al}^{3+}$  are sequentially intercalated into the  $\text{V}_2\text{O}_5$  lattice, contributing to multivalent charge storage. Meanwhile, the anodic reaction involves the reversible dissolution and reformation of the Al–Zn alloy. The overall electrochemical process can be described as follows:

Cathode:



Anode:



This dynamically evolving alloy interface plays a crucial role in reducing interfacial polarization, increasing ionic conductivity, and facilitating charge transfer across the electrolyte–anode boundary. The resulting ZAHIB achieves a specific capacity of 250 mAh g $^{-1}$  with excellent stability over 1500 cycles. Importantly, this system exemplifies a key feature of multi-ion operation in which  $\text{Zn}^{2+}$  serves as the main charge carrier while  $\text{Al}^{3+}$  modulates solvation chemistry and interfacial behaviour, effectively decoupling the electrochemical functions of the coexisting ions. This represents a sophisticated form of *in situ* interfacial engineering driven by a multi-ion environment, wherein the system self-optimizes under electrochemical conditions to favor performance-enhancing interfacial transformations.

Despite these advances,  $\text{Al}^{3+}$  hydrolysis remains a concern. The formation of  $\text{Al}(\text{OH})_3$  and  $\text{H}^+$  not only consumes active species but also leads to increased resistance and reduced coulombic efficiency. To address these interfacial instabilities, especially those occurring at the Zn anode, advanced electrode design strategies have been actively developed. One notable example is the development of a dual-layer anode comprising  $\text{ZnCr}_2\text{O}_4$  coated with polyvinylidene fluoride (PVDF), denoted as PVDF@ $\text{ZnCr}_2\text{O}_4$ @Zn (PV@ZC).<sup>127</sup> This bilayer architecture is engineered to achieve a balanced interfacial environment by combining the hydrophilic, nucleation-guiding properties of  $\text{ZnCr}_2\text{O}_4$  with the hydrophobic, corrosion-resistant nature of PVDF. Compared to unmodified Zn or  $\text{ZnCr}_2\text{O}_4$  (ZC) electrodes, the PV@ZC configuration exhibited enhanced thermodynamic stability, as indicated by a higher corrosion potential, and demonstrated an extended cycling lifespan of over 6100 cycles.

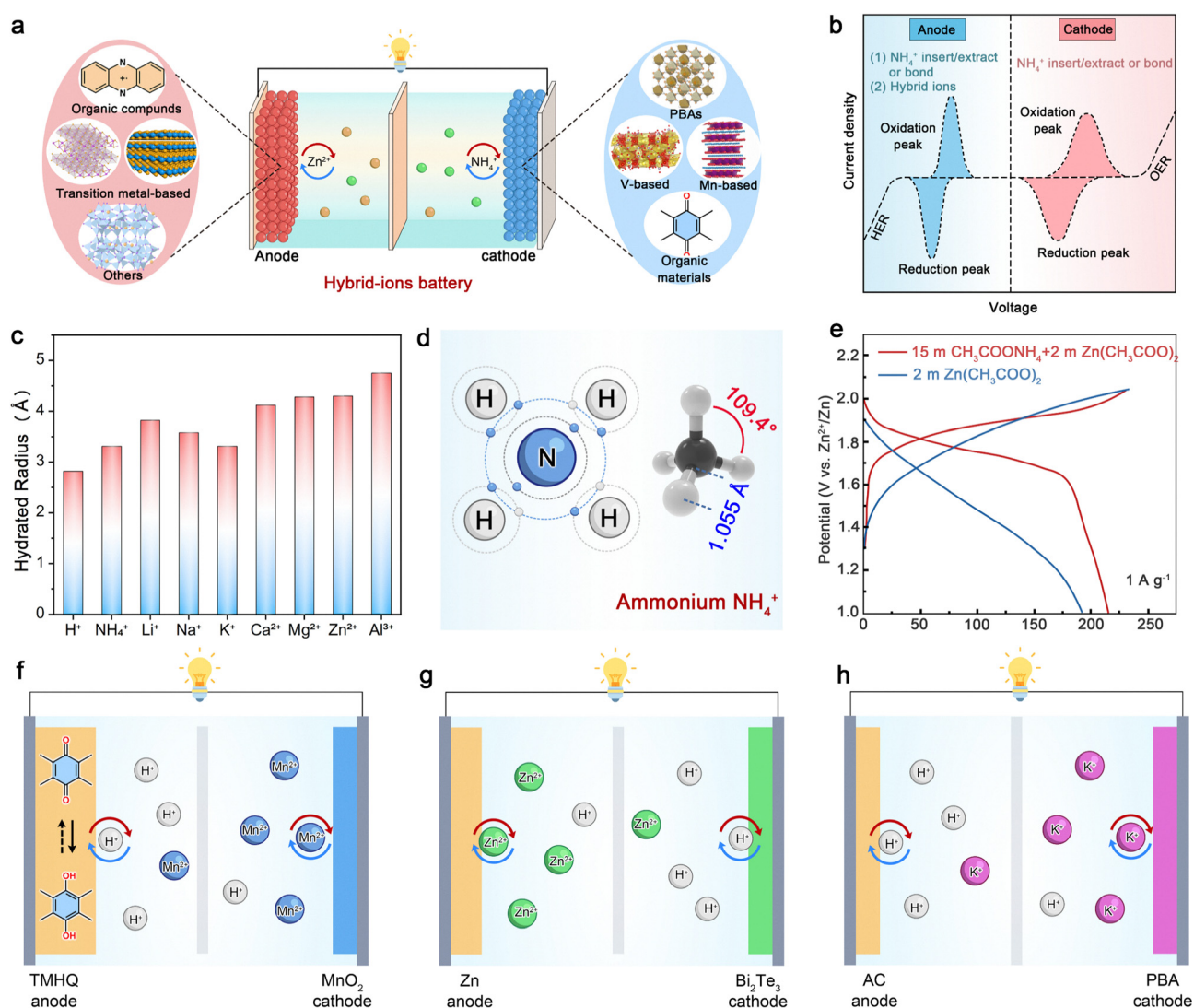
These findings reinforce the potential of ZAHIBs as a versatile platform for high-performance aqueous batteries. By combining the high-capacity and fast-kinetic contributions of  $\text{Zn}^{2+}$  with the interfacial modulation and solvation control enabled by  $\text{Al}^{3+}$ , ZAHIBs offer a finely tuned electrochemical environment that addresses the core challenges of aqueous battery systems.



**3.1.7.  $\text{NH}_4^+$  based DCHBs.** Aqueous ammonium ion batteries (AmIBs), distinguished by their use of non-metallic ammonium ions ( $\text{NH}_4^+$ ) as active charge carriers, have recently emerged as a distinctive and promising subclass of multi-ion carrier systems. The operating mechanism of AmIBs is illustrated in Fig. 7a. Their chemistry relies on the reversible shuttling of  $\text{NH}_4^+$  ions between the cathode and anode through the electrolyte, accompanied by a matching flow of electrons through the external circuit. During the charge step,  $\text{NH}_4^+$  ions are extracted from the cathode and migrate across the separator toward the anode, while electrons released at the cathode travel through the outer circuit to the anode.<sup>128,129</sup> The ions and electrons reunite at the anode interface to form new chemical bonds, thereby storing electrical energy as chemical energy. The

discharge step proceeds in the opposite direction:  $\text{NH}_4^+$  ions leave the anode, electrons return *via* the external circuit, and both recombine at the cathode to drive the cathodic redox reaction, converting the stored chemical energy back into electrical power. Because this energy-conversion process hinges on fast, reversible  $\text{NH}_4^+$  insertion-extraction and stable electron transport, the electrochemical performance of AmIBs is dictated chiefly by the structural integrity, ion-diffusion pathways, and redox activity of the electrode materials.

Unlike conventional metal-ion batteries, the electrochemical behavior of AmIBs is governed by the unique physicochemical properties of  $\text{NH}_4^+$ , which include a relatively small hydrated radius (Fig. 7c), fast diffusion kinetics in aqueous media, and the unprecedented ability to form directional hydrogen bonds



**Fig. 7** (a) Schematic illustration and (b) current–voltage curves of the cathode and anode in an ammonium-ion hybrid battery. (c) Comparison of hydrated ionic radii for various ions. (d) Molecular model of the of  $\text{NH}_4^+$ . (e) Galvanostatic charge/discharge curves of the  $\text{NH}_4^+$ -ion hybrid battery and the assembled  $\text{Zn}^{2+}$ -ion battery. Reproduced with permission from ref. 138. Copyright 2024, Royal Society of Chemistry. Panels illustrate representative configurations of proton hybrid batteries, in which  $\text{H}^+$  is co-stored or co-inserted with (f)  $\text{Mn}^{2+}$ , reproduced with permission from ref. 142. Copyright 2022, Wiley. (g)  $\text{Zn}^{2+}$ , reproduced with permission from ref. 146. Copyright 2024, Elsevier and (h)  $\text{K}^+$ . Reproduced with permission from ref. 149. Copyright 2024, Royal Society of Chemistry.



(Fig. 7d). These hydrogen-bonding interactions occur both with surrounding water molecules and with oxygen- or nitrogen-containing groups within host electrode frameworks, enabling alternative modes of ion-host binding that go beyond simple coulombic attraction.<sup>130</sup> This behavior introduces novel redox chemistry, facilitates tailored solvation structures, and unlocks specialized ion transport pathways, potentially including Grotthuss-like mechanisms, unavailable to traditional metal ions. The integration of  $\text{NH}_4^+$  into multi-ion systems introduces a new dimension of ionic versatility, enabling the modulation of interfacial charge transfer dynamics, redox equilibria, and output voltage in ways that synergize with coexisting cationic or anionic species (Fig. 7b). Given this reversible ion-electron transfer mechanism, the electrochemical performance of AmIBs is primarily governed by the structural and chemical properties of the electrode materials.

Among cathode materials, polymorphs of  $\text{MnO}_2$  have been extensively investigated due to their structural versatility and favorable  $\text{NH}_4^+$  intercalation behavior. Notably,  $\alpha$ - $\text{MnO}_2$  has demonstrated superior performance relative to its  $\beta$ - and  $\gamma$ -counterparts. Liu *et al.*<sup>131</sup> systematically compared these polymorphs in both standard ammonium-ion batteries (AmIBs) and ammonium-sodium hybrid ion batteries (ASHIBs), confirming that  $\alpha$ - $\text{MnO}_2$  enables more efficient  $\text{NH}_4^+$  intercalation and exceptional cycling stability. The system delivered a high specific capacity of  $161.8 \text{ mAh g}^{-1}$  across a 1.8 V voltage window and retained 99.7% capacity after 10 000 cycles. Crucially, this performance arose from the cooperative redox involvement of  $\text{NH}_4^+$  and  $\text{Na}^+$ , while  $\text{SO}_4^{2-}$  served as an electrostatic stabilizer within the electrolyte. The interfacial coordination and multi-ion charge transport processes demonstrated here highlight the potential of synergistic ion mechanisms to enhance electrochemical reversibility and energy output. Building on this multi-ion design principle, Gong *et al.*<sup>132</sup> fabricated a free-standing  $\text{VO}_2/\text{rGO}$  aerogel that exploits the interfacial electric field between  $\text{VO}_2$  and graphene to accelerate both charge transfer and ionic diffusion. The 3D porous structure supplies abundant active sites, and importantly, the field effect facilitates the reversible co-storage of  $\text{NH}_4^+$  and  $\text{H}_3\text{O}^+$ , enabling an ultrahigh mass energy density. Similarly, Zhang *et al.*<sup>133</sup> synthesized a layered Ni-BTA/VOH composite in which one-dimensional conductive MOFs (Ni-BTA) intercalate between VOH layers. This structural integration increases the interlayer spacing (from 12.9 Å to 13.8 Å), boosts conductivity, and stabilizes the layered framework. VOH contributes *via* reversible valence transitions of vanadium ( $\text{V}^{5+} \leftrightarrow \text{V}^{4+}$ ) and dynamic hydrogen bonding with  $\text{NH}_4^+$ , while Ni-BTA actively participates through reversible C=N to C-N bond conversion that electrostatically attracts  $\text{NH}_4^+$ . These cooperative multi-ion interactions effectively combine electronic and ionic processes for improved capacity and structural integrity.

On the anode side, Bao *et al.*<sup>134</sup> identified a  $\text{V}_2\text{CT}_x$  MXene as a high-performance material whose capacity is unlocked through a multi-ion-driven mechanism within an  $\text{NH}_4\text{Ac}$  electrolyte. Here,  $\text{NH}_4^+$  acts as the primary charge carrier while  $\text{Ac}^-$  ions regulate the storage process. *In situ* electrochemical quartz crystal microbalance measurements reveal a two-step mechanism involving

initial electrostatic adsorption of  $\text{NH}_4^+$  followed by redox reactions between  $\text{d-V}_2\text{CT}_x$  and coordinated  $[\text{NH}_4^+(\text{HAc})_3]$  species. The  $\text{Ac}^-$  anions mediate this process by forming transient  $[\text{NH}_4^+(\text{HAc})_3] \cdots \text{O}$  coordination bonds, which enable reversible valence transitions and sustained pseudocapacitive behavior. This nuanced interplay between multiple ionic species underpins the enhanced energy storage capabilities of the system. In another compelling example of phase-engineered multi-ion optimization, Qi *et al.*<sup>135</sup> developed 1T/2H- $\text{MoS}_2$  nanoflowers as an anode material, demonstrating superior  $\text{NH}_4^+$  storage performance. The metallic 1T phase improves electronic conductivity, while the stable 2H phase maintains structural robustness. DFT calculations confirm that the hybrid phase widens interlayer spacing (0.68 nm *vs.* 0.615 nm in 2H- $\text{MoS}_2$ ) and lowers the diffusion energy barrier (0.84 eV *vs.* 0.96 eV), resulting in enhanced ionic mobility and stable cycling (76.22% retention over 5000 cycles at  $1 \text{ A g}^{-1}$ ). This study highlights how structural duality and multi-ion dynamics collectively contribute to advanced charge storage behavior.

To further boost energy output, Pan *et al.*<sup>136</sup> reported the design of an amorphous nickel-cobalt double hydroxide (A-NiCo-DH) cathode prepared *via* electrochemical activation, which created abundant hydrogen vacancies and removed inactive interlayer anions. These structural modifications significantly improved  $\text{NH}_4^+$  and  $\text{H}^+$  co-insertion, thereby enhancing both ionic conductivity and electronic transport. When paired with a Zn anode in a dual-cation configuration, the system delivered a high specific capacity of  $280.6 \text{ mAh g}^{-1}$  and achieved an energy density of  $306 \text{ Wh kg}^{-1}$  at a power density of  $745.8 \text{ W kg}^{-1}$ . These performance metrics underscore the critical role of optimized multi-ion interactions in pushing the boundaries of aqueous battery technologies. Liu *et al.*<sup>137</sup> introduced a covalent organic framework exhibiting  $141 \text{ mAh g}^{-1}$  specific capacity and 90% capacity retention over 8000 cycles. The charge storage mechanism is governed by reversible hydrogen bonding between carbonyl groups and  $\text{NH}_4^+$ , coupled with dynamic electron transfer within the framework. The well-defined porous channels facilitate rapid  $\text{NH}_4^+$  transport, with capacitive surface-controlled processes dominating the charge-discharge behavior. This exemplifies the synergy of structural design and ion-specific interactions enabled by multi-ion participation.

Parallel to electrode material development, electrolyte engineering has played a critical role in amplifying the performance advantages of  $\text{NH}_4^+$ -based systems. In particular, concentrated ammonium salt electrolytes have been leveraged to fine-tune solvation structures and minimize interfacial energy barriers. Meng *et al.*<sup>138</sup> demonstrated that increasing the molarity of ammonium acetate ( $\text{CH}_3\text{COONH}_4$ ) in solution directly altered the solvation shell of  $\text{NH}_4^+$ , likely by decreasing its hydration number or modifying ion-solvent interactions. This change in the solvation environment reduced de-solvation energy barriers at the electrode interface and promoted faster  $\text{NH}_4^+$  intercalation kinetics. Based on this principle, a hybrid  $\text{NH}_4^+/\text{Zn}^{2+}$  battery was constructed using a high-concentration electrolyte composed of  $15 \text{ M CH}_3\text{COONH}_4 + 2 \text{ M Zn}(\text{CH}_3\text{COO})_2$ . The charge/discharge profiles and corresponding differential capacity curves of the



hybrid device reveal a prominent discharge plateau around 1.76 V, attributed to the high insertion potential of  $\text{NH}_4^+$  relative to the  $\text{Zn}^{2+}/\text{Zn}$  couple (Fig. 7e). This discharge voltage is significantly higher than that observed in conventional Zn-ion batteries, highlighting the electrochemical advantage conferred by  $\text{NH}_4^+$  participation. In this configuration,  $\text{NH}_4^+$  serves as the primary cathodic ion, while  $\text{Zn}^{2+}$  acts as the anodic charge carrier, and acetate anions provide ionic balance, ensuring stable electrochemical operation. Expanding on electrolyte innovation, Zou *et al.*<sup>139</sup> developed high-entropy electrolytes by adding 1 mM each of  $\text{Cu}^{2+}$ ,  $\text{Co}^{2+}$ ,  $\text{Ni}^{2+}$ ,  $\text{Zn}^{2+}$ , and  $\text{Mn}^{2+}$  to a 1 M  $(\text{NH}_4)_2\text{SO}_4$  solution, used in combination with a high-entropy Prussian blue analogue (N-HEPBA) cathode. These multivalent cations were shown to reversibly insert into N-HEPBA, selectively activating Fe, Cu, Co, and Mn redox sites to augment  $\text{NH}_4^+$  storage. The system exhibited remarkable cycling stability over 1700 cycles at 0.2 A  $\text{g}^{-1}$  and 3500 cycles at 1 A  $\text{g}^{-1}$ , validating the robustness of multi-ion-assisted energy storage pathways.

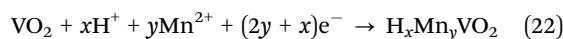
Collectively, these advancements in AmIBs and their hybrid variants affirm the immense potential of non-metallic multi-ion carrier systems in transforming aqueous energy storage. The unique hydrogen-bonding capabilities and rapid diffusion kinetics of  $\text{NH}_4^+$ , when synergistically paired with metallic ions such as  $\text{Na}^+$ ,  $\text{Zn}^{2+}$ , and  $\text{H}^+$ , enable the modulation of redox processes, solvation dynamics, and interfacial stability in ways not accessible to single ion chemistries.

**3.1.8.  $\text{H}^+$  based DCHBs.**  $\text{H}^+$  hybrid batteries have emerged as a distinctive and highly innovative class of energy storage systems, operating at the intersection of battery and fuel cell technologies. These systems uniquely exploit the redox activity and transport properties of  $\text{H}^+$ , often derived from the electrolysis of water in the electrolyte during the charging process. In a typical configuration, water molecules are split at the anode to generate hydrogen atoms or  $\text{H}^+$ , which are then shuttled through a  $\text{H}^+$ -conductive membranes such as perfluorosulfonic acid membranes (*e.g.*, Nafion) and stored in a hydrogen-absorbing solid-state medium at the cathode.<sup>140,141</sup> Crucially, this approach avoids the generation and handling of gaseous hydrogen, offering a safe and reversible pathway for  $\text{H}^+$  storage. During discharge, the stored hydrogen atoms are ionized to regenerate  $\text{H}^+$ , which then participate in cathodic redox reactions, enabling sustained energy release. This architecture, often referred to as a “ $\text{H}^+$  flow battery”, provides a compelling platform for realizing advanced multi-ion interactions, wherein  $\text{H}^+$  ions are co-stored or co-inserted with other metal ions such as  $\text{Mn}^{2+}$ ,  $\text{Zn}^{2+}$ , and  $\text{K}^+$ . In such hybrid systems,  $\text{H}^+$  frequently serves as a fast, kinetically advantageous carrier that compensates for the inherently sluggish diffusion and reaction kinetics of heavier multivalent ions, illustrating the synergistic role of multi-ion strategies in enhancing energy storage dynamics.

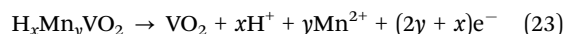
In  $\text{Mn}^{2+}$ -proton hybrid batteries, the use of  $\text{H}^+$  addresses the fundamental kinetic challenges posed by  $\text{Mn}^{2+}$ , whose large ionic radius and high charge density impede rapid diffusion and intercalation dynamics. To exploit the fast proton transport pathway, Yang *et al.*<sup>142</sup> systematically designed a series of quinone-based anode materials and evaluated their electrochemical

behavior in acidic electrolytes, with a particular focus on proton-coupled charge storage mechanisms (Fig. 7f). Among these, tetramethylbenzoquinone (TMBQ) demonstrated a high proton diffusion coefficient ( $\sim 10^{-6} \text{ cm}^2 \text{ s}^{-1}$ ) and a low migration energy barrier of 0.26 eV, indicating highly efficient proton transport within the TMBQ framework. To validate its practical applicability, a full cell was assembled using a TMBQ/reduced graphene oxide (rGO) composite anode and a  $\text{MnO}_2$ @graphite felt (GF) cathode, paired with a mixed electrolyte of 0.5 M  $\text{H}_2\text{SO}_4$  and 1 M  $\text{MnSO}_4$ . The resulting TMBQ/ $\text{MnO}_2$  device achieved an impressive power density exceeding 20 000 W  $\text{kg}^{-1}$  and demonstrated remarkable cycling stability, retaining 77% of its capacity after 4000 cycles at a current rate of 5C. These results emphasize the promise of molecularly engineered quinone materials for high-performance proton-based hybrid energy storage systems. Complementing this work, Li *et al.*<sup>143</sup> developed a monoclinic  $\text{VO}_2$  nanorod-based system featuring a tunnel structure that permits reversible co-insertion of  $\text{Mn}^{2+}$  and  $\text{H}^+$  ions. They identified a major degradation mechanism stemming from high  $\text{H}^+$  activity, which accelerated vanadium dissolution. To mitigate this, a hydrogen-bonding reconstruction strategy was employed, wherein the electric double-layer structure at the  $\text{VO}_2$  interface was modulated using ethylene glycol (EG) as an additive. EG not only altered the solvation environment but also suppressed the surface accumulation of  $\text{H}^+$  and water molecules, thereby stabilizing the vanadium framework. The electrochemical reactions involved were:

Cathode:



Anode:



This electrochemical configuration, supported by interfacial tuning, achieved an open-circuit voltage of 1.27 V and retained 84.5% of its initial capacity after 1000 cycles in a pouch cell format, validating the efficacy of the  $\text{H}^+$ - $\text{Mn}^{2+}$  dual-cation approach.

A similar co-storage concept has been demonstrated in  $\text{Zn}^{2+}$ -proton systems, wherein the sluggish kinetics of hydrated  $\text{Zn}^{2+}$  ions (*e.g.*,  $\text{Zn}(\text{H}_2\text{O})_6^{2+}$ ) are effectively offset by the presence of mobile  $\text{H}^+$ . Ghosh *et al.*<sup>144</sup> introduced 1,4,5,8-naphthalenetetracarboxylic dihydride (NTCDA) as a redox-active anode host capable of reversibly accommodating both  $\text{Zn}^{2+}$  and  $\text{H}^+$  ions. When paired with an  $\text{MnO}_2$  cathode, the resulting hybrid batteries achieved a specific capacity of 41 mAh and an average output voltage of 0.80 V. Notably, the presence of  $\text{H}^+$  was critical in maintaining redox stability within the organic framework and enabling enhanced ion transport across the electrolyte–electrode interface.

The cooperative function of  $\text{H}^+$  also extends to inorganic electrode systems, particularly those involving engineered hydrogen-bond networks. Li *et al.*<sup>145</sup> employed  $\text{NH}_4^+$ , which possesses structural similarities to  $\text{H}^+$  and the ability to form extensive hydrogen bonds, to pre-establish hydrogen-bonding networks within cathode materials such as  $\alpha\text{-V}_2\text{O}_5$  and  $\text{MnO}_2$ . By modulating the  $\text{NH}_4^+$  content, the resulting materials exhibited enhanced



capacity and maintained favorable electrochemical performance even under high-rate conditions, highlighting the critical role of hydrogen-bonding networks in promoting both capacity and rate capability. *Ex situ* XRD analysis further confirmed a reversible structural evolution during cycling, as reflected by a shift of the (001) peak to a lower angle during discharge. This shift indicates interlayer expansion caused by the co-intercalation of  $H^+$  and  $Zn^{2+}$ , which gradually returned to its original position upon charging. The resulting electrodes showed significant improvements in capacity retention and power density, reinforcing the advantages of engineering ion interactions at the molecular level.

Beyond tunnel-structured oxides,  $H^+$  co-storage has also been applied to heteroatom-doped bismuth chalcogenides. Xie *et al.*<sup>146</sup> synthesized Cl-doped  $Bi_2Te_3$  (CBT) *via* hydrothermal treatment and showed that chlorine incorporation improved electronic conductivity and enhanced  $Zn^{2+}/H^+$  adsorption (Fig. 7g). DFT calculations supported the experimental results, indicating enhanced ion binding and electronic transport, which collectively yielded a high capacity of  $305\text{ mAh g}^{-1}$  and excellent rate performance. Similarly, Chen *et al.*<sup>147</sup> introduced sulfur into  $Bi_2Te_3$  to produce S-doped  $Bi_2Te_{3-x}$  (SBT), which benefited from enhanced  $Zn^{2+}$  adsorption, improved conductivity, and a synergistic  $Zn^{2+}/H^+$  co-storage mechanism. Layered  $MnO_2$  systems with large interlayer spacings ( $\sim 7\text{ \AA}$ ) further exemplify the utility of co-insertion architectures. Ding *et al.*<sup>148</sup> designed a pre-intercalated phase,  $K_{0.36}H_{0.26}MnO_2 \cdot 0.28H_2O$  (K36), that facilitated  $Zn^{2+}$  and  $H^+$  co-insertion, enabling a structural phase transition into mixed-layered  $K_xH_yZn_zMnO_2c_2O$  and spinel  $ZnMn_2O_4$  nanodomains during electrochemical cycling. These transformations revealed the capacity of multi-ion systems to dynamically reconfigure electrode structures for enhanced performance.

Extending the  $H^+$  co-insertion concept into alkaline media, recent efforts have explored  $K^+-H^+$  hybrid systems (Fig. 7h), particularly through the integration of Ni-based Prussian blue analogues. Hua *et al.*<sup>149</sup> synthesized Zn–Ni hexacyanoferrates ( $Ni_xZn_yHCF$ ) with varied Ni:Zn ratios *via* a simple co-precipitation method. Unlike neutral electrolytes, in which the voltage output typically scales with the Zn content, only those materials featuring an optimal nickel-to-zinc ratio of three to one demonstrated significantly enhanced redox potentials when tested in 30% KOH. When coupled with an activated carbon anode, the  $K^+/H^+$  hybrid batteries maintained excellent capacity over extended cycling and exhibited robust performance at elevated current densities, reflecting the complementary transport roles of  $K^+$ ,  $H^+$ , and  $OH^-$  ions in enhancing electrochemical dynamics.

Altogether,  $H^+$  hybrid batteries underscore the pivotal role of  $H^+$  as agile co-transporters in multi-ion battery systems. Whether functioning as kinetic enhancers, structural stabilizers, or facilitators of complex redox equilibria,  $H^+$  ions offer an unparalleled degree of functional tunability when synergistically coupled with metal cations across various electrode chemistries and electrolyte environments. Proton hybrid batteries, in particular, stand as a compelling embodiment of the multi-ion carrier strategy, bridging the high energy densities typically

associated with fuel cells and the operational simplicity of rechargeable batteries.

### 3.2. Cation–anion hybrid batteries

Cation–anion hybrid batteries represent an advanced embodiment of the multi-ion carrier strategy, wherein both cations and anions as active charge carriers actively participate in charge storage processes. In these systems, cations typically undergo intercalation or redox reactions at the anode, while anions are reversibly accommodated at the cathode. This multi-ion mechanism not only expands the number of available ion transport pathways but also broadens the electrochemical voltage window. Representative platforms include configurations in which anions such as  $PF_6^-$ ,  $TFSI^-$ ,  $ClO_4^-$ ,  $Cl^-$ ,  $Br^-$ , and  $I^-$  operate in tandem with cations such as  $Li^+$ ,  $Na^+$ ,  $K^+$ ,  $NH_4^+$ ,  $Ca^{2+}$ ,  $Mg^{2+}$ ,  $Zn^{2+}$ , or  $Al^{3+}$ . The cooperative migration of these ionic species accelerates redox kinetics, enables wider voltage ranges, and opens up new opportunities for designing tailored electrodes and electrolytes. Such coordination helps mitigate side reactions and improves overall electrochemical reversibility. As a result, cation–anion hybrid batteries have garnered significant interest for applications requiring high voltage, long cycle life, and enhanced safety, including grid storage and electric transportation, marking them as a cornerstone of the evolving multi-ion energy storage landscape.

**3.2.1. Dual-ion batteries.** Dual-ion batteries (DIBs) constitute a distinctive subset of multi-ion energy-storage systems in which both cations and anions participate simultaneously in the charge–discharge process. During charging, anions intercalate or undergo redox reactions at the cathode, while cations are inserted into (or extracted from) the anode. Because the anions intercalate directly in their solvated state, the high desolvation energy barrier that typically limits charge transfer in conventional “rocking-chair” batteries is largely circumvented (Fig. 8a).<sup>150</sup> This fundamental difference confers several practical benefits: (i) higher operating voltages that translate into elevated energy densities, (ii) the ability to employ inexpensive, transition-metal-free materials such as graphite, thereby lowering cost and environmental impact, and (iii) intrinsic safety advantages linked to the elimination of highly reactive metallic lithium. In addition, the absence of de-solvation bottlenecks gives DIBs promising low-temperature and room-temperature performance relative to other storage technologies (Fig. 8b).<sup>150</sup>

Recent research has therefore focused on the systematic optimization of the three core components, namely the cathode, the anode and the electrolyte, in order to fully realize the potential of the DIB concept (Fig. 8c). At the cathode side, carbonaceous materials, such as expanded graphite (EG), have been widely employed due to their high chemical stability, large interlayer spacing, and favorable redox potentials for reversible anion intercalation.<sup>151,152</sup> Anode materials in DIBs span a broad range of chemistries, including intercalation-type (*e.g.*, graphite and Ti-based oxides), conversion-type (*e.g.*, metal sulfides and oxides), and alloy-type (*e.g.*, Si, Sn) systems.<sup>153</sup> Each class offers unique advantages in terms of capacity, redox potential, and reaction reversibility, enabling tailored optimization for specific ionic carriers (Fig. 8d). Electrolyte design is





Fig. 8 (a) Schematic comparison of charge transfer energy barriers at the cathode between conventional "rocking-chair" batteries and dual-ion batteries. (b) Comparative evaluation of the practical performance of representative energy storage systems (supercapacitors, lead-acid batteries, sodium-ion batteries, lithium-ion batteries, lithium metal batteries, and dual-ion batteries) under both room temperature and low-temperature conditions. Reproduced with permission from ref. 150. Copyright 2024, Wiley. (c) Overview of various DIB configurations, highlighting the diversity of employed cationic and anionic charge carriers. (d) Theoretical specific capacities and corresponding operating voltages of different anode materials. Reproduced with permission from ref. 153. Copyright 2023, American Chemical Society. (e) Summary of potential strategies for electrolyte modification to enhance electrochemical performance.

equally critical because it determines ionic conductivity, voltage window, interfacial compatibility, and overall safety.<sup>154–156</sup> Formulations with high oxidative stability, including highly concentrated "water in salt" systems, quasi-solid-state water-in-gel electrolytes, and additive-enabled organic solvents, have been shown to broaden the electrochemical window beyond 3 V while effectively suppressing parasitic side reactions (Fig. 8e). Among these strategies, electrolyte additives play a particularly important role by tailoring the solvation structure of ions and facilitating the formation of robust interphases. These interphases are essential for ensuring long-term cycling stability and maintaining compatibility with both anion- and cation-storing electrodes.

DIB chemistries can be broadly categorised by the charge carrier combination employed. Monovalent systems (Li<sup>+</sup>, Na<sup>+</sup>,

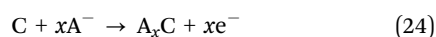
K<sup>+</sup>, and NH<sub>4</sub><sup>+</sup>) generally provide higher rate capability, whereas multivalent configurations (Mg<sup>2+</sup>, Ca<sup>2+</sup>, Zn<sup>2+</sup>, and Al<sup>3+</sup>) promise greater volumetric capacity but require tailored host structures to overcome sluggish diffusion kinetics. The following sections provide a comprehensive overview of each type of DIB, highlighting its underlying reaction mechanisms, recent progress in electrode and electrolyte materials, corresponding electrochemical performances (as summarized in Table S2), and the key challenges that need to be overcome for practical implementation.

**3.2.1.1. Monovalent metal DIBs (Li/Na/K).** With the increasing demand for sustainable and high-performance energy storage, monovalent metal-based DIBs have garnered significant research interest. These batteries operate through a dual-ion redox

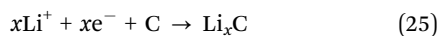


mechanism, where monovalent metal cations ( $\text{Li}^+$ ,  $\text{Na}^+$ , and  $\text{K}^+$ ) are inserted into the anode while anions (e.g.,  $\text{PF}_6^-$ ) intercalate into the cathode during charging and discharging. The overall electrochemical performance depends on the synergy between the cathode, anode, and electrolyte, which collectively influence key metrics such as capacity, efficiency, and cycling stability. Take the dual-graphite DIBs as a representative example, their fundamental charge–discharge reactions involve the simultaneous intercalation of cations and anions into graphite electrodes. The electrochemical processes can be described as follows:

Cathode:



Anode:



where  $\text{A}^-$  stands for the anion in the electrolyte. One of the key advantages of this configuration lies in the high intercalation potential of anions on the graphite cathode, which can reach up to  $\sim 4.5$  V vs.  $\text{Li}^+/\text{Li}$ . This high voltage contributes significantly to the overall energy density of the device. In addition, replacing conventional lithium-containing transition metal oxides with graphite cathodes not only lowers material costs but also reduces environmental risks associated with metal extraction and disposal.

Despite these advantages, several technical challenges persist. Anion intercalation is generally hindered by sluggish diffusion kinetics and the limited availability of active intercalation sites on the cathode. Furthermore, the stability of the electrolyte under high-voltage operation and its compatibility with both electrodes are critical yet unresolved issues that can compromise the long-term cycling performance and safety of the battery. Addressing these challenges requires the rational design of electrode architectures that offer improved ion accessibility, expanded interlayer spacing, and tailored surface chemistry to promote both cation and anion transport. In parallel, electrolyte formulations must be optimized to ensure high oxidative stability, reduced viscosity, and adequate solvation dynamics. Therefore, the following section will systematically review recent optimization strategies designed to enhance the performance of DIBs.

**3.2.1.1.1. Intercalation-type cathodes.** Among the cathode materials explored for dual-ion batteries, EG has attracted considerable interest because it can reversibly host large anions such as  $\text{PF}_6^-$  and  $\text{TFSI}^-$ . Nevertheless, its practical use is constrained by the intrinsically sluggish diffusion of these bulky anions, whose large ionic radii and low diffusion coefficients result in poor rate capability, limited cycling stability, and overall sluggish kinetics. Additional limitations arise from solvent co-intercalation and the finite number of available galleries within the graphite lattice, both of which restrict the attainable capacity.

Intercalation in graphite proceeds through a well-defined “staging” sequence in which anions occupy every  $n$ th graphene layer rather than inserting uniformly. As illustrated in Fig. 9a, the stage number corresponds to the count of graphene sheets

separating adjacent intercalated ions. While staging helps accommodate large anions, it amplifies diffusion constraints because each stage transition requires significant lattice expansion and contraction. The anode presents a complementary challenge. Graphite and related carbon materials suffer from slow de-solvation of incoming cations, which in turn limits cation reaction kinetics. Consequently, the overall cell performance is often governed by the mismatch between rapid anion intercalation at the cathode and sluggish cation kinetics at the anode.

To overcome these challenges, researchers have explored structural modifications to enhance the intercalation dynamics. For instance, Zhang *et al.*<sup>157</sup> introduced carboxylic anhydride groups between graphite layers to regulate interlayer spacing and particle size. This approach preserved intercalation sites, maintained voltage stability, and significantly improved cycling performance. The resulting graphite cathode delivered a reversible capacity of  $91.2 \text{ mAh g}^{-1}$  at 2C and retained 80% capacity after 1000 cycles, offering a promising route to high-performance anion-intercalating cathodes. Beyond chemical functionalization, graphite morphology and electrode formulation have also proven critical to performance enhancement. Chan *et al.*<sup>158</sup> systematically compared different graphite types and binders in  $\text{LiPF}_6$ -based electrolytes. Among these, KS6-type graphite, characterized by its high specific surface area of  $20.0 \text{ m}^2 \text{ g}^{-1}$ , demonstrated superior electrochemical performance. It delivered a capacity of  $92 \text{ mAh g}^{-1}$  at a low current density of  $10 \text{ mA g}^{-1}$  and maintained 90% of this capacity at a higher rate of  $500 \text{ mA g}^{-1}$ , while also retaining 94% of its initial capacity after 200 cycles. Notably, the use of a fluorine-free carboxymethyl cellulose (CMC) binder reduced electrostatic repulsion with  $\text{PF}_6^-$  anions, thereby enhancing ion migration and improving rate performance. In addition, graphite's capacity can be further modulated by adjusting surface area, oxidation level, and composite composition. Ghosh *et al.*<sup>159</sup> demonstrated that a composite of graphite and high-surface-area carbon (HSC) at a 75:25 ratio nearly doubled the discharge capacity compared to pure graphite, achieving  $54 \text{ mAh g}^{-1}$  at  $100 \text{ mA g}^{-1}$ . This hybrid structure also showed enhanced rate performance and cycling stability, retaining 70.2% of its capacity after 625 cycles, whereas pure graphite retained only about 50%. These findings underscore the importance of rational design in composite cathodes to overcome graphite's intrinsic limitations.

While graphite remains a foundational material in DIB research, alternative anion-hosting cathodes have expanded the design landscape and addressed limitations in capacity and tunability. Fan *et al.*<sup>160</sup> developed a potassium-based DIB employing a polytriphenylamine (PTPAN) cathode and graphite anode, where  $\text{PF}_6^-$  anions reversibly interacted with nitrogen-rich redox-active sites in the polymer matrix. The cell delivered a discharge capacity of  $60 \text{ mAh g}^{-1}$  at 3.23 V and maintained 75.5% capacity retention after 500 cycles, highlighting the potential of organic cathodes for achieving sustainable and modular DIB designs. Further expanding the cathode design space, Yu *et al.*<sup>161</sup> reported the first application of a transition-metal cathode in a non-aqueous DIB,



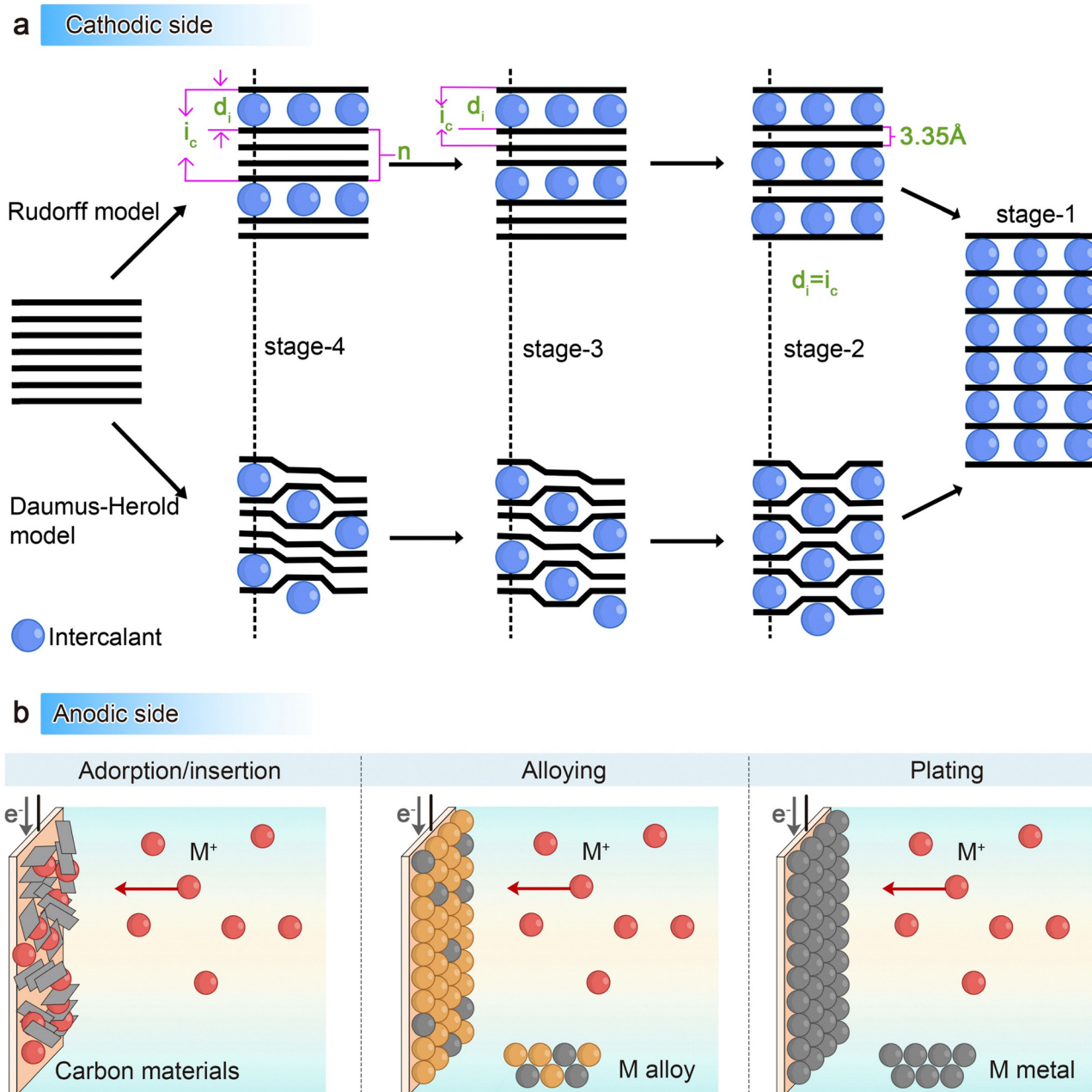


Fig. 9 (a) Schematic illustration of the various intercalation stages in a graphite cathode. (b) Schematic representation of possible charge storage mechanisms at the anode side in DIBs, including ion adsorption/insertion, alloying, and metal plating processes.

using copper powder as the active material. The Cu cathode delivered a remarkable reversible capacity of  $762 \text{ mAh g}^{-1}$  at 3.2 V (vs.  $\text{Li}^+/\text{Li}$ ), attributed to a distinct multi-step redox mechanism rather than conventional intercalation. To suppress  $\text{Cu}^{2+}$  crossover and enhance reversibility, an anion-exchange membrane and asymmetrical electrolyte configuration were employed, effectively mitigating polarization and improving cell performance. This work opens new avenues for transition-metal-based cathodes and multi-ion systems beyond traditional intercalation chemistries.

In parallel with cathode innovations, the selection and design of anode materials are equally critical for optimizing overall DIB performance. Anode materials typically fall into

three categories which include intercalation-type, conversion-type, and alloy-type (Fig. 9b). Each category is characterized by unique structural features, reaction mechanisms, and electrochemical properties, which collectively influence the charge storage dynamics and cycling stability of the battery. A thorough understanding of these anode types, including their advantages and limitations, is essential not only for balancing the kinetics of dual-ion systems but also for guiding the development of next-generation multi-ion storage technologies.

**3.2.1.1.2. Intercalation-type anodes.** Intercalation-type anodes act as reversible hosts for metal ions during charge-discharge



cycles, playing a fundamental role in monovalent metal DIBs. Carbon-based materials, especially graphite, have been extensively studied due to their layered structure that facilitates smooth metal ion insertion at low potentials. However, their limited theoretical capacity and relatively slow ion diffusion have motivated the exploration of alternative carbon materials with enhanced electrochemical performance. For instance, Fan *et al.*<sup>162</sup> introduced soft carbon (SC) as an anode for sodium-based DIBs, achieving higher discharge capacity and superior cycling stability compared to graphite. The SC anode maintained 81.8% capacity retention after 800 cycles at 1000 mA g<sup>-1</sup>, indicating improved sodium-ion storage kinetics and durability. Further improvements in energy density and rate capability have been pursued through structural modifications such as nitrogen doping and graphite expansion, both aimed at accelerating ion diffusion and enhancing charge storage efficiency.

To mitigate volume expansion and mechanical degradation during cycling, “zero-strain” materials like lithium titanate (Li<sub>4</sub>Ti<sub>5</sub>O<sub>12</sub>, LTO) and sodium titanate (NTO) have attracted attention. These materials exhibit a negligible volume change during ion intercalation, resulting in excellent cycling stability and safety. Yan *et al.*<sup>163</sup> reported perovskite-structured NaTaO<sub>3</sub> nanocrystals as lithium-based DIB anodes with high-capacity retention *via* a hybrid pseudocapacitive conversion/intercalation mechanism. Similarly, Qiu *et al.*<sup>164</sup> developed a composite of lamellar sodium titanium silicate (NTSO) on nitrogen-rich 3D carbon (NTSO/3DC-N), which enhanced sodium-ion storage by promoting electron transfer and increasing defect density.

Recent advances in two-dimensional materials, especially MXenes, underscore their potential as intercalation hosts owing to their unique layered architectures, tunable surface chemistries, and superior electrical conductivity.<sup>165–167</sup> Unlike the conventional “rocking-chair” mechanism, which solely relies on cation migration, anion-based storage strategies enable the intercalation of anions into the cathode. This approach effectively circumvents the high energy cost associated with cation de-solvation during charge transfer. Compared to traditional energy storage systems, DIBs exhibit significant promise for operation in low-temperature environments. In this context, Xia *et al.*<sup>150</sup> explored the use of the Ti<sub>3</sub>C<sub>2</sub> MXene as an anode material and discovered unusually fast K<sup>+</sup> diffusion even at sub-zero temperatures. This behavior was attributed to the preferential solvation of K<sup>+</sup> by solvent molecules rather than anions, which suppressed the formation of a resistive SEI. As a result, the MXene-based system achieved rapid charging and excellent cycling stability at temperatures as low as -60 °C, underscoring the potential of MXenes for K-based DIB applications under extreme environmental conditions.

Heterostructured materials further enhance ion diffusion, conductivity, and mechanical robustness. For example, Zhang Tao's team<sup>168</sup> developed lithium-enriched graphite (LEG) combined with nano-silicon powders (NSPs) to form a lithium-enriched silicon/graphite (LESG) anode. The LESG anode showed an exceptional initial coulombic efficiency (ICE) of 116%, stability in air and moisture without gas evolution, and durable cycling over 400 cycles. This underscores the promise of

pre-lithiated silicon-based anodes for high-energy-density lithium-ion batteries.

In summary, intercalation-type anodes, which include modified carbon structures, titanate-based materials, two-dimensional MXenes, and heterostructured composites, continue to play a pivotal role in advancing monovalent metal dual-ion batteries by facilitating higher capacities, faster ion transport, and improved stability.

**3.2.1.1.3. Conversion-type anodes.** Conversion-type anodes store ions and facilitate charge transfer through redox reactions that involve changes in the valence states of metal ions. During charging, metal ions in the anode material are reduced from higher to lower valence states or to their metallic form, creating vacancies that accommodate inserted ions. During discharging, this process reverses: the reduced metals are oxidized back to higher valence states, releasing ions that migrate back to the cathode, completing the charge–discharge cycle.

A representative example of a conversion-type anode is molybdenum disulfide (MoS<sub>2</sub>), which is capable of accommodating both intercalation and conversion reactions for sodium and potassium ion storage. Despite its high theoretical capacity, MoS<sub>2</sub> suffers from inherent drawbacks such as substantial volume expansion and poor cycling stability during the conversion process. These limitations necessitate further optimization through structural engineering and compositional modification, particularly *via* nano-structuring and carbon integration strategies aimed at improving mechanical integrity and electrochemical performance. For instance, Cui *et al.*<sup>169</sup> developed a DIB employing a hierarchical (MoS<sub>2</sub>/CF)@MoS<sub>2</sub>@C composite as the anode and graphite as the cathode. The 3D carbon framework not only improved electrical conductivity and mechanical robustness but also facilitated high mass loading and uniform dispersion of MoS<sub>2</sub>. This composite architecture delivered high initial capacity and excellent cycling stability in SIBs, and when incorporated into a Na-based DIB configuration, maintained a high reversible capacity even after 500 cycles under high-voltage operation. Building upon this foundational work, Liu *et al.*<sup>170</sup> adopted a source-template approach to construct MoS<sub>1.5</sub>Te<sub>0.5</sub>@C nanocables with a core–shell nanowire–nanotube morphology. Further advancing the design of high-performance Na-based DIB anodes. The incorporation of tellurium (Te) into the MoS<sub>2</sub> matrix not only enhanced the electronic conductivity but also synergistically accelerated the kinetics of the conversion reaction. The unique tubular morphology alleviated mechanical strain associated with volume expansion, while simultaneously exposing abundant active sites and enabling efficient ion diffusion pathways. This dual benefit resulted in an average working voltage of approximately 3.1 V, facilitated by the characteristic dual-ion storage mechanism of Na<sup>+</sup> intercalation at the anode and PF<sub>6</sub><sup>-</sup> intercalation at the graphite cathode. The Te doping synergistically accelerated conversion reaction kinetics, while the unique morphology mitigated volume expansion and provided abundant active sites and rapid ion transport pathways. *Ex situ* XRD and Raman spectroscopy further confirmed the reversible expansion and



contraction of the graphite interlayer spacing during  $\text{PF}_6^-$  intercalation and deintercalation, validating the stability of the cathodic reaction. Additionally, the conformal carbon coating on the  $\text{MoS}_{1.5}\text{Te}_{0.5}$  surface effectively suppressed active material dissolution and mitigated parasitic side reactions, leading to further improvement in cycling stability.

In a different approach, the Hao research team<sup>171</sup> developed ultrasmall manganese silicate nanosheets anchored on reduced graphene oxide (RGO) as conversion-type anodes for Li-based DIBs. This design forms an *in situ*  $\text{Li}_4\text{SiO}_4$  ion-conducting coating, shortens ion diffusion paths, and utilizes pseudocapacitive effects to boost ion diffusion kinetics, effectively addressing the sluggish kinetics typical of conversion-type anodes. The resulting battery delivers a discharge capacity of  $191 \text{ mAh g}^{-1}$  at 0.5C and retains  $128 \text{ mAh g}^{-1}$  after 150 cycles at 2C, outperforming many existing Li-based DIBs. The hydrothermal synthesis method prevents nanosheet aggregation, offering a novel route to high-performance conversion-type anodes. For  $\text{Na}^+$  ion storage, Wu's team<sup>172</sup> encapsulated  $\text{SnP}_2\text{O}_7$  nanoparticles within N/P-doped graphene to form a conversion-type anode material for both SIBs and Na-based DIBs. This composite exhibits high reversible capacity, excellent cycling stability, and outstanding rate performance. In sodium-ion half-cells, it achieves  $412.9 \text{ mAh g}^{-1}$  at  $0.05 \text{ A g}^{-1}$ , maintains  $86.2 \text{ mAh g}^{-1}$  after 1000 cycles at  $2 \text{ A g}^{-1}$ , and delivers  $182.3 \text{ mAh g}^{-1}$  at  $2 \text{ A g}^{-1}$ . Moreover, this is the first demonstration of  $\text{SnP}_2\text{O}_7/\text{NPG}$  anodes paired with graphite cathodes to assemble high-performance Na-based DIBs, which operate at a median discharge voltage of 2.5 V and retain 63.2% capacity after 100 cycles. The study also clarifies the Na-ion intercalation/deintercalation mechanism of  $\text{SnP}_2\text{O}_7$  through experimental and theoretical analyses, providing insight into its superior electrochemical behavior.

Despite the diversity in material systems and structural designs, these studies converge on improving battery performance by enhancing ion diffusion rates and cycling stability of conversion-type anode materials.  $\text{MoS}_2$ , as a prototypical conversion-type anode, shows excellent capacity but is limited by volume expansion and instability. Structural designs such as 3D carbon frameworks and nanowire/nanotube morphologies have effectively mitigated these issues by improving conductivity, ion transport, and mechanical stability. Similarly, composite strategies like anchoring active materials on RGO or N/P-doped graphene have further boosted electrochemical kinetics and cycling performance in Li- and Na-based dual-ion batteries.

These advancements illustrate that although Li-, Na-, and K-ion batteries differ in materials and mechanisms, high-performance conversion-type anodes can be achieved through thoughtful material design and composite engineering. Future research can continue to explore diverse composite strategies to optimize electrode materials, aiming for enhanced energy density, rate capability, and long-term cycling stability.

**3.2.1.1.4. Alloy-type anodes.** In monovalent metal DIBs, alloy-type anodes undergo reversible alloying with alkali metal ions (e.g.,  $\text{Li}^+$ ,  $\text{Na}^+$  or  $\text{K}^+$ ), enabling concurrent ion storage and charge transfer. During charging, alkali metal ions from the

electrolyte diffuse into the anode and react with the host metal to form intermetallic alloy phases; upon discharge, the alloy de-alloys and releases the metal ions back into the electrolyte for subsequent intercalation into the cathode. A classic example is the use of silicon-based anodes in LIBs, where lithium ions alloy with silicon to form  $\text{Li}_{15}\text{Si}_4$  during charging and revert to elemental Si upon discharge.<sup>173,174</sup> While offering exceptionally high theoretical capacities, such alloy-type materials are plagued by severe volume expansion, leading to mechanical degradation and unstable cycling performance.

To mitigate these issues and adapt alloying-type anodes for DIBs, Jiang *et al.*<sup>175</sup> designed a flexible silicon-based anode supported on a nylon fabric substrate, incorporating a conductive Cu–Ni transition layer between the silicon active material and the underlying fabric. This hierarchical “nylon–Cu–Ni–Si” architecture imparts high elasticity, robust mechanical resilience, and enhanced electronic conductivity. Critically, the Cu–Ni interlayer serves as a mechanical buffer that accommodates silicon's substantial volume fluctuations during lithiation and de-lithiation, thus preserving structural integrity and ensuring continuous electronic pathways under high-rate operation. On the cathode side,  $\text{PF}_6^-$  anions undergo intercalation and deintercalation within an EG framework, as evidenced by distinct stage transitions and characteristic high-voltage plateaus. The compatibility between the  $\text{PF}_6^-$  intercalation kinetics and the flexible silicon anode was further confirmed through *operando* XRD analysis, which revealed reversible evolution of diffraction peaks associated with  $\text{Li}_{12}\text{Si}_7$  and other alloy phases. The resulting silicon-graphite DIBs (SGDIBs) demonstrated remarkable rate capability, maintaining approximately 70% of its capacity even at ultrahigh charge/discharge rates of up to 150C. The high working voltage ( $\sim 4.0 \text{ V}$  at 2C, with an average of  $\sim 3.4 \text{ V}$ ) arises from the high intercalation potential of  $\text{PF}_6^-$  anions into graphite, enabling not only high energy density but also improved power output.

Expanding on alloy anode concepts, Ji *et al.*<sup>176</sup> proposed the use of metal foils including Sn, Pb, K, and Na that serve dual roles as both anodes and current collectors. This approach simplifies battery architecture, reduces inactive material weight, and significantly improves energy density. In K-based DIBs, a Sn foil anode undergoes reversible alloying/dealloying with  $\text{K}^+$  ions. Experiments showed that the Sn foil retained 93% capacity after 300 cycles at  $50 \text{ mA g}^{-1}$ , demonstrating excellent long-term stability. Additional advantages include environmental friendliness, low cost, and high safety. Due to efficient reaction mechanisms and a high operating voltage window (3.0–5.0 V), K-based DIBs with Sn foil anodes achieve an energy density of  $155 \text{ Wh kg}^{-1}$ , comparable to commercial LIBs. Importantly, Sn foil anodes maintain structural integrity after extensive cycling with no significant dendrite formation, ensuring battery safety. Building on this, Wei's team<sup>177</sup> developed a self-supported alloy anode for K-based DIBs using Sn-based materials. They synthesized binder-, conductive agent-, and current collector-free  $\text{SnSb}@PCNWs$  (porous carbon nanowires) *via* electrospinning. This design simplifies battery structure and increases active material content. The porous carbon nanowires facilitate rapid electron/ion transport



and buffer volume expansion of SnSb nanoparticles during alloying/dealloying, greatly enhancing cycling stability. The dual-metal composition (Sn and Sb) reacts sequentially with  $K^+$  ions, reducing stress concentration and volume changes. The SnSb@PCNW anode delivers a high reversible capacity of  $255.3 \text{ mAh g}^{-1}$  at 2C, significantly outperforming traditional carbon-based anodes ( $<100 \text{ mAh g}^{-1}$ ). This innovative design, leveraging the porous carbon matrix, substantially improves capacity, rate capability, and cycle life, offering promising avenues for next-generation energy storage devices.

The development of intercalation-, conversion-, and alloy-type anodes in monovalent DIBs highlights the critical role of multi-ion carrier mechanisms in next-generation energy storage. Synergistic interactions among various ion storage pathways enhance charge transport, structural stability, and electrochemical performance, enabling high energy density and long cycle life. Through deliberate material design strategies such as multi-element doping, nanoscale structural optimization, and interfacial modification, multi-ion carrier power supply devices can be engineered to deliver enhanced efficiency and long-term durability.

**3.2.1.2. Monovalent nonmetal DIBs ( $NH_4^+$ ).** As the demand for sustainable energy storage solutions intensifies, traditional metal-ion batteries face growing challenges related to resource scarcity, environmental concerns, and high costs. This has driven extensive exploration of alternative energy storage systems that reduce or eliminate reliance on critical metals. Among these, monovalent nonmetal dual-ion batteries have emerged as a promising class, employing both cations and anions as charge carriers to enable efficient multi-ion EPSS. The incorporation of multiple ionic species not only broadens the electrochemical design space but also allows tunable electrochemical properties through careful selection of ion pairs and electrolyte environments.

A representative example is the ammonium-ion dual-ion batteries (AmDIBs), which utilizes  $NH_4^+$  as the primary cationic carrier. In these systems,  $NH_4^+$  reversibly intercalates and deintercalates at the anode, while anions undergo charge compensation at the cathode.<sup>178</sup> This dual-ion transport mechanism distinguishes AmDIBs from conventional single-ion batteries and enhances ionic conductivity, especially in aqueous electrolytes. Compared to lithium-ion batteries, AmDIBs offer several advantages, including the abundance and low cost of ammonium-based materials, high ionic mobility, and improved safety of  $NH_4^+$  in aqueous environments, positioning them as attractive candidates for metal-free energy storage.

**3.2.1.2.1. Electrolytes in AmDIBs.** Aqueous electrolytes are predominantly used in AmDIBs due to their inherent safety and cost-effectiveness; however, their narrow electrochemical stability window limits battery voltage and long-term cycling performance. To overcome this challenge, electrolyte modifications such as the addition of ionic liquids have been investigated to regulate interfacial properties and enhance stability. For example, Li *et al.*<sup>179</sup> developed two distinct electrolyte systems: one based on a 7 mol per kilogram  $NH_4Cl$  aqueous solution, and

another composed of a mixed electrolyte containing  $3.5 \text{ mol kg}^{-1}$  EmimCl and  $NH_4Cl$ . These were evaluated in full-cell configurations featuring  $I_4$  as the cathode and 3,4,9,10-perylenetetracarboxylic dianhydride (PTCDA) as the anode. Their combined molecular dynamics simulations and experiments showed that imidazole-based ionic liquids significantly suppress water decomposition, improving battery stability. This effect arises from steric hindrance and  $\pi$ - $\pi$  interactions of ionic liquid cations, which modulate interfacial water content, prevent excessive  $NH_4^+$  hydration, and mitigate parasitic side reactions. Consequently, the ionic liquid-containing battery demonstrated markedly enhanced cycling stability, retaining significantly higher capacity after 150 cycles compared to the ionic liquid-free system.

Despite these advantages,  $NH_4^+$  faces limitations due to its susceptibility to reduction at around  $-1 \text{ V}$  versus the SHE, restricting its electrochemical window. To address this, Zhao *et al.*<sup>180</sup> developed an AmDIB system using  $NH_4^+$  and  $PF_6^-$  as dual charge carriers, with  $NH_4^+$  intercalating into perylene-tetracarboxylic diimide (PTCDI) at the anode and  $PF_6^-$  into graphite at the cathode. A non-aqueous electrolyte composed of 1 M  $NH_4PF_6$  in a 1:1 mass ratio mixture of adiponitrile (ADN) and ethyl methyl carbonate (EMC) was designed to suppress  $NH_4^+$  reduction. Spectroscopic analyses using NMR, Raman, and IR techniques revealed that ADN exhibits a preferential interaction with  $PF_6^-$  anions, whereas EMC predominantly coordinates with  $NH_4^+$  cations, collectively forming a stable and well-defined solvation structure. This tailored solvation environment extends the electrochemical stability window beyond 4.5 V, significantly enhancing both electrolyte stability and overall battery performance.

Many studies have explored the electrochemical differences between concentrated and dilute electrolytes. Han *et al.*<sup>181</sup> compared highly concentrated electrolytes (HCEs) and dilute electrolytes (LCEs) in AmDIBs, revealing notable benefits of HCEs. In HCEs, strengthened interactions between  $NH_4^+$  and water molecules, as well as between  $SO_4^{2-}$  and  $NH_4^+$ , reduce free water content and promote stronger ion pairing. Small- and wide-angle X-ray scattering (SWAXS) experiments confirmed new scattering peaks in HCEs, attributed to charge-charge correlations and ion channel formation. Although electrolyte conductivity decreases, concentrated  $(NH_4)_2SO_4$  solutions exhibit a wider electrochemical window than dilute counterparts. Using these HCEs, the PTCDI//N-CuHCF full cell demonstrated outstanding electrochemical performance, maintaining stable cycling with strong capacity retention over prolonged operation, high coulombic efficiency, and a consistent average voltage output of approximately 1.0 V. This configuration also achieved a favorable balance between energy and power output, delivering high specific energy and power density, thereby highlighting the efficacy of HCEs in enabling durable and efficient dual-ion systems. Similarly, Yan *et al.*<sup>182</sup> developed an aqueous AmDIB operating between  $-40 \text{ }^\circ\text{C}$  and  $80 \text{ }^\circ\text{C}$  using a “water-in-salt” electrolyte. This concentrated electrolyte broadens the electrochemical stability window by suppressing water electrolysis and side reactions, while also preventing  $H^+$  co-intercalation, ensuring  $NH_4^+$  as the dominant charge carrier and improving cyclability. Additionally,



the electrolyte lowers the freezing point and raises the boiling point, enhancing battery performance across a wide temperature range. By disrupting the water's hydrogen-bond network, the electrolyte reduces water decomposition and improves safety, while simultaneously boosting electrochemical performance through enhanced ionic mobility and optimized electrode/electrolyte interfaces.

Electrolyte optimization is key to improving AmDIBs. While aqueous electrolytes offer safety and low cost, their narrow stability limits performance. Incorporating ionic liquids and highly concentrated electrolytes expands the voltage window, suppresses water decomposition, and enhances interfacial stability. Tailored solvation structures prevent side reactions and extend cycle life, enabling wide-temperature operation. These advances address fundamental electrolyte challenges and promote the practical use of AmDIBs.

**3.2.1.2.2. Electrode materials in AmDIBs.** The choice of electrode materials is crucial for determining the electrochemical performance of AmDIBs. Transition metal oxides are widely studied due to their structural tunability and abundant redox-active sites, which facilitate reversible  $\text{NH}_4^+$  intercalation and deintercalation. Among these,  $\text{Mn}_3\text{O}_4$  exhibits high specific capacity and excellent cycling stability, largely attributed to its amorphous nanostructure that enhances ion diffusion kinetics.

However, structural degradation under high voltage conditions remains a challenge, limiting long-term stability. To better understand the  $\text{NH}_4^+$  storage mechanism, Yu Song *et al.*<sup>128</sup> investigated  $\text{NH}_4^+$  interactions in manganese oxides using electrodeposited  $\delta\text{-MnO}_2$ . They found that  $\text{NH}_4^+$  forms dynamic hydrogen bonds (1.69–1.96 Å) with lattice oxygen and water molecules, resulting in a lower insertion energy (−4.12 eV) compared to  $\text{K}^+$  (−3.22 eV). These interactions improve  $\text{NH}_4^+$  reversibility and contribute to a high capacity of 176 mAh  $\text{g}^{-1}$  in 0.5 M  $\text{NH}_4\text{Ac}$  electrolyte, with 94.7% capacity retention after 10 000 cycles. Based on this, Wu *et al.*<sup>183</sup> assembled an aqueous ammonium-ion full cell with an  $\alpha\text{-MnO}_2$  cathode and a PTCDA anode, introducing a novel electrode combination that advances AmDIB development. The  $\alpha\text{-MnO}_2$  cathode delivered about 190 mAh  $\text{g}^{-1}$  at 0.1 A  $\text{g}^{-1}$  and maintained excellent performance over 50 000 cycles in 1 M  $(\text{NH}_4)_2\text{SO}_4$ , outperforming most reported ammonium-ion hosts in cycling stability. The full cell also showed strong rate performance, retaining 83.2 mAh  $\text{g}^{-1}$  at a high current density of 10 A  $\text{g}^{-1}$ , indicating superior rate performance and the material's ability to function well during high current charging/discharging. Wu *et al.*<sup>184</sup> also pioneered the use of oxygen-deficient vanadium dioxide as an anode material. Oxygen vacancies expanded the lattice, creating wider channels for  $\text{NH}_4^+$  migration, lowering diffusion barriers, and enhancing electrochemical performance. The d-VO electrode exhibited a reversible capacity of about 200 mAh  $\text{g}^{-1}$ , good cycling stability (72.9% capacity retention after 1000 cycles), and excellent rate capability. This work highlights how defect engineering and structural control can unlock unique  $\text{NH}_4^+$  storage mechanisms and improve non-metal ion battery performance.

PBAs are among the most extensively developed electrode materials for AmDIBs, thanks to their robust and

interconnected three-dimensional open framework. This unique structure provides abundant active sites and significantly shortens the diffusion paths of ammonium ions, thereby enhancing the battery's rate performance. The first report on PBAs in AmDIBs was by Cui and colleagues,<sup>185</sup> who synthesized copper hexacyanoferrate (CuHCF) and nickel hexacyanoferrate (NiHCF) nano-powders *via* a simple co-precipitation method using copper or nickel nitrate and potassium ferricyanide. Both CuHCF and NiHCF showed electrochemical activity in aqueous  $\text{NH}_4^+$  electrolytes, achieving a specific capacity of about 60 mAh  $\text{g}^{-1}$  at low rates. Impressively, they retained 75% of their discharge capacity even at a high rate of 41.7C, demonstrating excellent fast-charging and discharging capability. CuHCF maintained 77% of its initial capacity after 500 cycles in ammonium-ion electrolyte, outperforming its lithium and sodium ion counterparts. NiHCF showed even better cycling stability, retaining 88% capacity after 500 cycles. Li and colleagues<sup>186</sup> further advanced PBAs by synthesizing NaFeHCF nanoparticles with a unique truncated cube morphology (~500 nm) controlled by stirring speed. As a cathode, NaFeHCF delivered a high discharge capacity of 62 mAh  $\text{g}^{-1}$  and retained 77.4% capacity at 2 A  $\text{g}^{-1}$ , attributed to fast charge transfer and ion diffusion. The material exhibited exceptional cycling stability, with no capacity decay after 50 000 cycles, mainly due to the stable redox behavior of high-spin nitrogen-coordinated  $\text{Fe}^{2+}/\text{Fe}^{3+}$  pairs. This work optimized synthesis and provided theoretical insights for performance improvement, broadening the material's application prospects. More recently, Du and his team<sup>187</sup> introduced Fe substitution into manganese-based PBAs, creating FeMnHCF with dual Mn and Fe metal active sites. This design enabled a high-potential  $\text{Mn}^{3+}/\text{Mn}^{2+}$ -N redox reaction, increasing both voltage and capacity, thus overcoming the limited storage capacity seen in traditional PBAs such as NiHCF and CuHCF. To complement the high-potential FeMnHCF cathode, a high-concentration  $\text{NH}_4\text{CF}_3\text{SO}_3$  electrolyte was developed, featuring a low-solvation  $\text{NH}_4^+$  ion structure and restricted water molecules. This electrolyte weakened water interactions and widened the voltage window. When paired with 24 M  $\text{NH}_4\text{CF}_3\text{SO}_3$  electrolyte, FeMnHCF demonstrated high average discharge voltage, capacity, energy density, and excellent cycling performance, outperforming many aqueous AmDIBs. The dual-metal active sites provide significant advantages for  $\text{NH}_4^+$  storage compared to traditional PBAs. These studies continuously optimize the synthesis processes and performance of PBAs, paving the way for their widespread application in AmDIBs and making them a promising key cathode material for such batteries.

Altogether, AmDIBs are multi-ion carrier batteries fabricated by using both  $\text{NH}_4^+$  cations and anions, enhancing ionic conductivity and electrochemical performance beyond traditional single-ion systems. Innovations in electrolyte design, including the development of ionic liquids, concentrated solutions, and non-aqueous solvents, have significantly contributed to the expansion of electrochemical stability windows and the enhancement of cycling stability. Meanwhile, transition metal oxides and PBAs function as effective cathode materials, offering high capacity and stable cycling through their robust structures and optimized  $\text{NH}_4^+$  storage. Collectively, the coordinated optimization of



multi-ion transport electrolytes and electrode materials drives significant progress in AmDIBs, highlighting their potential as safe, sustainable, and economically viable multi-ion carrier energy storage systems.

**3.2.1.3. Multivalent metal DIBs (Mg/Ca/Zn/Al).** Multivalent metal dual-ion batteries have emerged as a compelling alternative to traditional monovalent systems such as  $\text{Li}^+$ ,  $\text{Na}^+$ , and  $\text{K}^+$  because of their distinctive charge storage mechanisms, higher theoretical energy densities, and potential cost advantages. Unlike conventional dual-ion batteries that rely on monovalent cations for charge compensation, multivalent ion dual-ion batteries utilize divalent or trivalent cations such as  $\text{Zn}^{2+}$ ,  $\text{Mg}^{2+}$ , and  $\text{Al}^{3+}$ , which can transfer two or more electrons per ion during redox reactions.<sup>188,189</sup> This multi-electron transfer capability significantly boosts charge storage efficiency. In addition, the natural abundance and low cost of multivalent metals, particularly Mg and Al, make these systems attractive for large-scale and sustainable energy storage applications.

However, despite these potential benefits, the practical implementation of multivalent ion DIBs remains limited by several intrinsic challenges. The high charge density of multivalent ions leads to strong electrostatic interactions with both host materials and surrounding solvent molecules, which impedes ion transport, increases interfacial resistance, and negatively impacts the overall reaction kinetics. Moreover, the sluggish diffusion behavior and poor mobility of multivalent ions in conventional electrolytes further constrain power performance and cycle life.

Recent research has primarily focused on two critical aspects to address these limitations, namely electrode architecture and electrolyte design. On the electrode side, materials featuring open-framework structures, including layered or tunnel-structured metal oxides and sulfides, have been investigated to promote ion intercalation and accommodate volume changes during cycling.<sup>154,190,191</sup> On the electrolyte side, efforts have centered on developing highly conductive, low-viscosity electrolytes with strong chemical compatibility, aiming to enhance ion transport and mitigate interfacial degradation.

Given both the advantages and challenges of multivalent DIBs, significant research efforts have been devoted to unlocking their full potential through the design of advanced materials and deeper understanding of underlying electrochemical processes. In the following sections, we present a comprehensive overview of recent advances in multicarrier transport mechanisms within various multivalent dual-ion battery systems, focusing on Mg-, Ca-, Zn-, and Al-based configurations. Special emphasis is placed on the cooperative behavior of multiple ionic species, interfacial engineering strategies, and electrochemical performance optimization, with the goal of offering guidance for the rational design of next-generation multivalent energy storage devices.

**3.2.1.4. Mg DIBs.** The absence of dendritic growth in Mg metal anodes reduces safety concerns common in LIBs, such as thermal runaway. Additionally, the divalent nature of  $\text{Mg}^{2+}$

allows for greater charge transfer per ion, offering the potential for higher energy storage capacity. Despite these advantages, practical implementation of MIBs faces significant challenges. Slow solid-state diffusion of  $\text{Mg}^{2+}$  ions, strong Lewis's acidity, and poor reversibility at metal interfaces collectively limit both rate capability and long-term cycling stability.

To overcome these intrinsic limitations, recent efforts have increasingly turned toward multi-ion carrier strategies, especially in the design of Mg-based dual-ion batteries (MDIBs). By decoupling cationic and anionic transport pathways, MDIBs enable more flexible and dynamic redox architectures, improving both ion accessibility and reaction reversibility. One illustrative example was reported by Zhu *et al.*,<sup>192</sup> who developed a water-based MDIBs featuring a 4.5 M  $\text{Mg}(\text{NO}_3)_2$  aqueous electrolyte paired with polymer-based redox-active electrodes. This system utilized a liquid-phase charge storage mechanism to bypass the sluggish solid-state diffusion of  $\text{Mg}^{2+}$ , achieving enhanced rate performance and improved electrochemical stability. The formation of water-shared ion pairs between  $\text{Mg}^{2+}$  and  $\text{NO}_3^-$  simultaneously reduced water activity and expanded the electrolyte's stability window, thereby extending the cycle life and enhancing energy efficiency. Beyond polymer cathodes, the use of multielectron redox centers further enriches the electrochemical landscape of MDIBs. Morag *et al.*<sup>189</sup> reported a MDIB based on a four-electron  $\text{Te}^0/\text{Te}^{4+}$  conversion mechanism, enabled by blending  $\text{Mg}(\text{TFSI})_2$  into a classical magnesium-aluminum chloride complex (MACC) electrolyte. This carefully engineered dual-salt electrolyte not only facilitated the dissociation of  $\text{Cl}^-$  from the MACC complex, alleviating ion aggregation, but also served as a buffer that mitigated Mg passivation and solvent consumption during cycling. The resulting system achieved a high reversible capacity of 543 mAh  $\text{g}^{-1}$  and an energy density of 850 Wh  $\text{kg}^{-1}$ , marking a significant advancement for multivalent chemistries. The multifunctional role of  $\text{Mg}(\text{TFSI})_2$  in simultaneously modulating solvation dynamics and enhancing redox stability in MDIBs exemplifies how multi-ion coordination can open electrochemical pathways that remain inaccessible in traditional single-ion systems.

In parallel, Cheng *et al.*<sup>193</sup> introduced an unconventional strategy to tackle electrolyte degradation and anode instability, long-standing issues in MDIBs. Rather than suppressing anodic side reactions, they proposed using an active metal as both the anode and current collector to replenish  $\text{M}^+$  ions in the electrolyte, thereby compensating for the anions deintercalated from the graphite cathode. In the specific case of Mg//graphite configurations, the low redox potential of Mg ( $-2.35$  V vs. SHE) offers higher cell voltage output when paired with graphite, compared to transition metals such as Fe, Co, Cu, Zn, *etc.* Moreover, the high de-solvation energy of  $\text{Mg}^{2+}$  (9.06 eV vs. 3.08 eV for  $\text{Li}^+$ ) makes it less prone to reduction, facilitating stable cation replenishment during extended cycling. This strategy enables the gradual transformation of Mg into a  $\text{Li}_3\text{Mg}_7$  alloy, which suppresses dendritic lithium growth and promotes uniform deposition. The Mg//graphite cell exhibited remarkable cycling stability, maintaining 94.6% of its capacity after 1700 cycles at 2C, significantly surpassing the performance



of both Cu//graphite and graphite//graphite cells. This approach introduces a broadly applicable framework for multi-ion regulation at the anode, combining high energy density (196.8 Wh kg<sup>-1</sup>) with practical scalability, as demonstrated by pouch cell operation for small electronic devices.

Electrolyte design remains central to the continued advancement of MDIBs. Radi *et al.*<sup>194</sup> developed a novel electrolyte system by integrating commercial Mg(TFSI)<sub>2</sub> with dibutyl magnesium (Mg(butyl)<sub>2</sub>), enhancing both the deposition–stripping reversibility and interfacial compatibility with magnesium metal. By using a titanium current collector, selected for its compatible lattice structure with magnesium, the authors were able to lower nucleation overpotentials and promote uniform magnesium plating. Importantly, this study demonstrated that the structure of the solvation shell, the Mg<sup>2+</sup> transference number, and the interfacial resistance are key determinants of redox kinetics in multivalent systems. Given that anion mobility often surpasses that of Mg<sup>2+</sup> in such systems, effective multi-ion transport design requires a nuanced balance between ionic species distribution and interfacial dynamics in MDIBs, rather than reliance solely on redox potential tuning.

**3.2.1.5. Ca DIBs.** Ca dual ion batteries (CDIBs) have recently transcended their early reputation as “difficult-to-activate” calcium-ion systems and are now recognized as a model platform for illustrating how a multi-ion-carrier strategy can re-engineer every facet of multi-ion EPSs. In conventional calcium ion batteries (CIBs), the divalent Ca<sup>2+</sup> ion offers theoretical advantages due to its near-Li<sup>+</sup> reduction potential and dual-charge transfer capability. However, practical devices have long been limited by operating voltages below 2 V, sluggish diffusion kinetics, and severe interfacial instabilities that typically lead to rapid capacity fading within just a few dozen cycles.<sup>195</sup> By sharing the task of charge compensation between fast, highly polarisable anions (PF<sub>6</sub><sup>-</sup>, FSI<sup>-</sup>, and TFSI<sup>-</sup>) and the cation (Ca<sup>2+</sup>), the CDIBs simultaneously raise their electrochemical window beyond 4 V and mitigate the kinetic bottleneck that once defined Ca chemistry.<sup>196</sup>

The foundational configuration of CDIBs was reported by Wu *et al.*,<sup>197</sup> who designed a system featuring mesocarbon microbeads (MCMB) as the anode and EG as the cathode, immersed in a 0.7 M Ca(PF<sub>6</sub>)<sub>2</sub> carbonate electrolyte. *Operando* studies demonstrated reversible Ca<sup>2+</sup> intercalation into MCMB and PF<sub>6</sub><sup>-</sup> anion intercalation into EG, yielding an average working voltage of 4.6 V and 94% capacity retention over 300 cycles, a level of performance previously deemed unachievable for calcium-based systems. The system’s strength lies in its symmetric architecture, wherein both electrodes utilize carbon frameworks with complementary ionic intercalants, forming a self-regulating platform that mitigates structural degradation. Subsequent work has shown that electrolyte design is equally critical to sustaining multi-ion choreography. Prabakar *et al.*<sup>198</sup> replaced volatile carbonates with a pyrrolidinium-based ionic liquid doped with a single-molecule Ca-tetraglyme complex, thereby eliminating parasitic cation intercalation and stabilising both [Ca-G<sub>4</sub>]<sup>2+</sup> and TFSI<sup>-</sup> migration through graphite hosts for hundreds of cycles. Li *et al.*<sup>195</sup> pushed the concept further with a

3.5 M Ca(FSI)<sub>2</sub> “super-concentrated” electrolyte that locks Ca<sup>2+</sup> inside a tight solvation sheath, suppresses solvent breakdown and enables concerted Ca<sup>2+</sup>–FSI<sup>-</sup> shuttling between an organic PTCDA anode and graphite cathode with 85% capacity retention over 350 cycles. These studies collectively highlight how manipulating the solvation micro-environment can fine-tune the relative mobilities of cations and anions, an insight that is uniquely accessible in a multi-ion framework.

Beyond carbon hosts, alloying and polyanionic insertion chemistries are now being co-opted to accommodate divalent charge without sacrificing kinetics. Wang *et al.*<sup>199</sup> demonstrated that a Sn foil anode forms a ductile Ca<sub>7</sub>Sn<sub>6</sub> alloy under an operating voltage of 4.45 V in CDIBs, while maintaining 95% capacity retention after 350 cycles. *In situ* stress analysis attributed this excellent cycling stability to the generation of compressive stress during alloy formation, which effectively inhibits crack propagation and contributes to the formation of a stable CaF<sub>2</sub>-rich SEI. Xu *et al.*<sup>196</sup> introduced Na<sub>0.5</sub>VPO<sub>4.8</sub>F<sub>0.7</sub>, a material with a rigid polyanionic framework that accommodates Ca<sup>2+</sup> insertion with minimal structural distortion, exhibiting only a 1.4% volume change and low diffusion barriers below 0.6 eV. This CDIB design enabled 90% capacity retention over 500 cycles at an average voltage of approximately 3.2 V. These findings, together with advances in alloy-type anodes, highlight the potential of multi-component ion storage systems to achieve high capacity while maintaining mechanical robustness, provided that the host lattice is precisely engineered to support reversible multivalent ion insertion.

By distributing the electrochemical workload between Ca<sup>2+</sup> and a co-operative anion, CDIBs have overcome the longstanding challenges of low voltage, sluggish kinetics, and rapid degradation. The emerging consensus is that future progress in calcium systems, and more broadly in other multivalent chemistries, will depend on our ability to orchestrate the transport and interaction of multiple charge carriers within well-coordinated electrode–electrolyte architectures.

**3.2.1.6. Zn DIBs.** Zinc dual-ion batteries (ZDIBs) operate based on the reversible shuttling of Zn<sup>2+</sup> ions between the cathode and anode, enabling bidirectional ion transport that underpins highly reversible electrochemical cycling. The inherent properties of Zn, including its low cost, natural abundance, and compatibility with aqueous electrolytes, support the potential applicability of ZDIBs in large-scale energy storage systems. However, the practical deployment of these systems is still hindered by inherent challenges, including electrolyte instability, interfacial degradation, and the uncontrolled growth of zinc dendrites. These issues adversely affect the reversibility and long-term reliability of Zn<sup>2+</sup> transport within multi-ion environments.

Recent advances in cathode material development, electrolyte formulation, and electrode architecture have significantly improved the performance and durability of ZDIBs. Particular focus has been placed on optimizing the interaction and synergy between multiple ionic species. For instance, Kushwaha *et al.*<sup>200</sup> introduced a redox-active covalent organic framework (COF) as a cathode in conjunction with a ZnSO<sub>4</sub> aqueous



electrolyte, leveraging nitrogen- and oxygen-rich functional groups capable of  $\text{Zn}^{2+}$  chelation. This strategic design resulted in a significant increase in specific capacity, rising from 208 to 690  $\text{mAh g}^{-1}$ , marking the highest capacity reported for COF-based Zn-ion systems to date. This result underscores the importance of tuning ion-host interactions to facilitate efficient  $\text{Zn}^{2+}$  storage within a multi-ion framework. In parallel, to overcome the limitations of conventional polymer cathodes such as limited accessibility of redox-active sites and hindered ion diffusion, innovative material processing strategies have been developed. Zhang *et al.*<sup>201</sup> employed KBr as a porogen to engineer the morphology of poly(triphenylamine) (PTPA), resulting in a microporous, nitrogen-rich polymer (m-PTPA) with a three-dimensional conjugated structure, pore sizes of 6 Å and 12 Å, and a high surface area of 655  $\text{m}^2 \text{g}^{-1}$ . This unique architecture enabled highly reversible  $\text{Cl}^-$  storage through redox-active amine/imine sites and delivered a pseudocapacitive contribution exceeding 99%, with exceptional conductivity and insolubility that circumvented the common pitfalls of small-molecule organic electrodes. The interplay of  $\text{Zn}^{2+}$  and  $\text{Cl}^-$  ions within such porous polymer frameworks exemplifies how coordinated multi-ion transport can be optimized through molecular and morphological design. Architectural innovations in electrode design have further propelled the development of high-capacity and long-life ZDIBs. Guo and co-workers<sup>202</sup> devised a core-shell  $\text{Ag}@C$  cathode by pyrolyzing glucose in the presence of silver particles, producing a robust composite for pairing with a metallic Zn anode and  $\text{ZnCl}_2$  electrolyte. Within this system, the redox transition between Ag and AgCl was efficiently stabilized by the carbon shell, which buffered volume changes and preserved structural integrity during cycling. Simultaneously, the use of a neutral  $\text{ZnCl}_2$  electrolyte played a critical role in suppressing Zn dendrite formation, effectively mitigating one of the most persistent issues in aqueous Zn-based batteries. As a result, the system delivered a volumetric capacity of 1301.5  $\text{mAh cm}^{-3}$  and retained 96.1% of its capacity after 1700 cycles at a 20C rate, highlighting the synergistic benefits of combining ion-specific electrolyte formulations with dual-ion electrode architectures. Efforts to balance cost, performance, and scalability have also inspired the development of novel carbon-based cathodes. Guo *et al.*<sup>202</sup> introduced an aqueous ZDIB employing nitrogen-doped few-layer graphene-like carbon (NFG) as the cathode material. In a  $\text{ZnCl}_2$ -based water-in-salt electrolyte, the NFG electrode enabled reversible intercalation of complex  $[\text{ZnCl}_x]^{2-x}$  species, achieving a specific capacity of 134  $\text{mAh g}^{-1}$  with a voltage plateau of 1.85 V and long-term cycling stability. Notably, despite the use of concentrated salt, the intrinsic affordability of  $\text{ZnCl}_2$  preserved the cost-effectiveness of the system, presenting a viable path toward practical, high-performance multi-ion configurations.

In addition to conventional DIBs configurations, the emerging concept of reverse dual-ion batteries (RDIBs) presents a compelling alternative by inverting the traditional ion storage paradigm, wherein anions are stored at the negative electrode and cations at the positive. A representative example is the pioneering work by Wu *et al.*,<sup>203</sup> who implemented a rotaxane-functionalized carbon (Fc/C) anode coupled with a Prussian

blue analogue ( $\text{Zn}_3[\text{Fe}(\text{CN})_6]_2$ ) cathode in a highly concentrated 30 M  $\text{ZnCl}_2$  “water-in-salt” electrolyte. This reversed configuration achieved a reversible capacity of 30  $\text{mAh g}^{-1}$  with an average voltage of 0.9 V and demonstrated 58% capacity retention after 1000 cycles. The performance was largely attributed to the electrolyte’s high ionic strength, which stabilized the electrochemical interface and facilitated multi-ion shuttling under the reversed polarity conditions. Expanding on this concept, Placke and co-workers<sup>204</sup> introduced a ZDIB utilizing a water-in-bisalt electrolyte composed of NaFSI and  $\text{Zn}(\text{TFSI})_2$ . This system allowed for high-voltage anion intercalation into the natural graphite cathode, achieving a discharge voltage of  $\sim 2.25$  V and a specific energy approaching 200  $\text{Wh kg}^{-1}$ . These results not only demonstrate the compatibility of abundant, low-cost materials with advanced electrolyte formulations, but also exemplify the potential of carefully tuned multi-ion chemistries in high-energy aqueous  $\text{Zn}^{2+}$  systems. Sustainability considerations have further propelled research in this domain, particularly around electrolyte safety and environmental impact. Sun *et al.*<sup>205</sup> proposed a hydrogel-based water-in-salt electrolyte composed of polyvinyl alcohol (PVA) and gelatin. This electrolyte formulation offered broad electrochemical stability, effective Zn dendrite suppression, and rapid biodegradability, reflecting how multi-functional electrolyte design can simultaneously meet electrochemical and ecological requirements in multi-ion systems. Further advancing the concept of electrolyte-driven optimization, Sethi *et al.*<sup>206</sup> compared two Prussian blue analogues as cation hosts, with their larger framework and lower hydration level, facilitated higher deintercalation potentials (1.14 V *vs.* Ag/AgCl). Their use of a 10 M  $\text{ZnCl}_2$  electrolyte not only improved the redox potential alignment *via* the Nernst effect but also enhanced the cycling stability of the Fc/C anode. The full cell delivered 23  $\text{Wh kg}^{-1}$  with 80% capacity retention after 50 cycles at 5C, highlighting how electrolyte concentration and ion activity critically modulate multi-ion transport and energy output.

To overcome the inherent energy density limitations of aqueous DIBs, recent efforts have turned toward exploring multi-valent anion intercalation mechanisms. Zheng *et al.*<sup>207</sup> conducted a systematic investigation of  $\text{ClO}_4^-$ ,  $\text{SO}_4^{2-}$ , and  $\text{PO}_4^{3-}$  intercalation into graphite using DFT simulations and spectroscopic techniques. Their findings revealed that  $\text{ClO}_4^-$  and  $\text{SO}_4^{2-}$  achieved deeper and more reversible intercalation due to favorable charge-to-size ratios and diffusion dynamics, while  $\text{PO}_4^{3-}$  suffered from strong electrostatic interactions that impeded ion mobility. The Zn-graphite DIBs constructed using  $\text{ClO}_4^-$  and  $\text{SO}_4^{2-}$  exhibited energy densities of 106 and 112  $\text{Wh kg}^{-1}$ , respectively, at  $\sim 1.85$  V, underscoring the significance of anion valency and structural compatibility in tuning voltage and capacity through multi-ion design. Complementary to these advances, Wang *et al.*<sup>208</sup> developed an aqueous ZDIB system using a  $(\text{CH}_3)_4\text{NCl} + \text{Na}_2\text{CO}_3$  electrolyte in combination with graphite and Zn electrodes. By carefully tuning the pH and electrolyte composition, particularly using a 5 M  $(\text{CH}_3)_4\text{NCl}$  solution with supersaturated  $\text{Na}_2\text{CO}_3$ , they achieved a high discharge voltage of 2.6 V and a specific capacity of 226.2  $\text{mAh g}^{-1}$ , maintaining stable performance over 3200 cycles. Cyclic voltammetry and *in situ* XRD analysis provided mechanistic



insight into the reversible anion intercalation processes, while the use of industrially accessible materials demonstrated the system's commercial viability.

To circumvent the reliance on pre-deposited Zn metal anodes and mitigate dendrite-induced failures that commonly plague aqueous Zn-based systems, Wang *et al.*<sup>209</sup> proposed an anode-free ZDIB architecture, employing a silver-coated copper substrate to direct uniform Zn plating and stripping. This design enabled controlled Zn nucleation and substantially prolonged the cycling life, achieving over 80% capacity retention after 1000 cycles. During the charge process, the graphite cathode exhibited a distinct phase evolution from Stage-III to Stage-I, accompanied by a contraction in interlayer spacing. Zhou *et al.*<sup>210</sup> developed a fluorinated electrolyte system for high-performance anode-free ZDIBs by integrating fluorinated carbonate solvents with an ethoxy(pentafluoro)cyclotriphosphazene (PFPN) additive. This electrolyte exhibits a high oxidative stability with a decomposition voltage of 2.75 V, significantly expanding the electrochemical window compared to conventional aqueous or organic systems. The fluorinated solvents not only confer non-flammability and enhanced safety but also exhibit reduced Zn<sup>2+</sup> solvation ability, which promotes the incorporation of anions into the Zn<sup>2+</sup> solvation shell. This shift in solvation structure facilitates the formation of an anion-derived SEI on the Zn anode surface, which in turn guides the uniform, planar deposition of Zn and suppresses dendritic growth. As a result, the Zn//Zn symmetric cell achieves a remarkable Zn utilization of 91% over 140 hours of cycling, a performance rarely reported in the literature. Furthermore, the PFPN additive contributes to the formation of a stable CEI film that enhances the oxidative stability of the electrolyte, enabling prolonged cycling of Zn/graphite dual-ion batteries up to 1000 cycles. Notably, the system also supports an anode-free configuration, which demonstrates stable cycling over 100 cycles and delivers a high average discharge midpoint voltage of 1.84 V. Therefore, this anode-free configuration more than doubled the energy density relative to conventional ZDIBs, underscoring its potential for next-generation aqueous systems where eliminating excess Zn can significantly improve energy efficiency and volumetric compactness (Fig. 10). Such strategies also reflect the broader utility of multi-ion transport, as Zn<sup>2+</sup> shuttling remains central to system function while interface optimization governs reversibility and cycling performance. Beyond bulk electrode engineering, interfacial modulation has emerged as a crucial dimension for advancing multi-ion carrier systems. Yang *et al.*<sup>211</sup> developed cationic two-dimensional polymer films synthesized through Knoevenagel condensation, yielding well-ordered 1D channels with intrinsic anion selectivity. These 2D polymers exhibited strong affinity toward bis(trifluoromethanesulfonyl)imide (TFSI<sup>-</sup>) anions, enabling selective ion transport and enhanced interfacial compatibility. When integrated into high-voltage ZDIBs, the polymer films not only stabilized ion transport pathways but also significantly prolonged cycle life by suppressing parasitic reactions and enhancing the robustness of the electrode–electrolyte interface.

In summary, ZDIBs leverage the coordinated migration of multiple ionic species, including Zn<sup>2+</sup> along with Cl<sup>-</sup>, TFSI<sup>-</sup>, or

complex anions such as [ZnCl<sub>x</sub>]<sup>2-x</sup>. This multi-ion transport mechanism helps overcome the inherent limitations of conventional aqueous batteries with respect to energy density, voltage output, and cycling stability. In addition to enhancing interfacial kinetics and expanding the electrochemical stability window, it also enables new strategies for optimizing electrolyte composition and tuning electrode–electrolyte interactions.

**3.2.1.7. Al DIBs.** Al dual ion batteries (ADIBs) operate based on a dual-ion mechanism that involves both multivalent aluminum cations (Al<sup>3+</sup>) and mobile anions (*e.g.*, PF<sub>6</sub><sup>-</sup>, ClO<sub>4</sub><sup>-</sup>, or AlCl<sub>4</sub><sup>-</sup>). During the charging process, Al<sup>3+</sup> ions are electrochemically deposited onto the aluminum metal anode, while the corresponding anions are intercalated into the cathode structure. Upon discharging, the Al metal is oxidized to release Al<sup>3+</sup> ions, and the intercalated anions are simultaneously deintercalated from the cathode. The spatial separation of charge storage between cation deposition at the anode and anion intercalation at the cathode enhances charge-transfer kinetics and helps maintain stable voltage profiles, which are essential for high-power energy storage systems.

The foundational concept of ADIBs was first introduced by Tang *et al.*,<sup>212</sup> who reported an Al–graphite dual-ion configuration using Al foil as the anode and graphite as the cathode, with PF<sub>6</sub><sup>-</sup> anions serving as the primary charge carrier at the cathode. During the charge process, the graphite cathode undergoes a sequential staging mechanism of PF<sub>6</sub><sup>-</sup> intercalation, while the Al anode forms a Li–Al alloy protected by a SEI. These dynamics established the core functionality of ADIBs without relying on costly transition metal cathodes, thereby promoting both material sustainability and economic viability. The system operated at an average voltage of 4.2 V and demonstrated high energy density with excellent cycling performance, providing a benchmark that has catalyzed ongoing advances in the field. Building upon this work, Zhang *et al.*<sup>213</sup> developed a novel ADIB by incorporating a three-dimensional graphene foam cathode with an aluminum metal anode and an Al(ClO<sub>4</sub>)<sub>3</sub>-based electrolyte in a mixed solvent of propylene carbonate and fluoroethylene carbonate. The battery achieved high reversibility through ClO<sub>4</sub><sup>-</sup> intercalation/deintercalation at the cathode and Al plating/stripping at the anode. Notably, it exhibited a discharge voltage of approximately 1 V, could be fully charged in just 13 minutes, and sustained discharge durations exceeding 73 minutes. Furthermore, the cell maintained a specific capacity of 101 mAh g<sup>-1</sup> at a high-rate of 2000 mA g<sup>-1</sup> over 400 cycles, underscoring its potential for high-rate applications. Nevertheless, despite these encouraging results, long-term stability under practical operating conditions remains a challenge that warrants further investigation. Progress in cathode materials has played a critical role in improving ADIB performance. For instance, M. Latha *et al.*<sup>214</sup> introduced a WS<sub>2</sub>/graphene composite cathode synthesized *via* an ultrasonic-assisted method. The layered WS<sub>2</sub> structure offered abundant intercalation sites for anions, while the conductive graphene network facilitated efficient electron transport. This synergistic configuration delivered a high specific capacity of 152 mAh g<sup>-1</sup> and stable cycling over 150 cycles, outperforming pure WS<sub>2</sub>



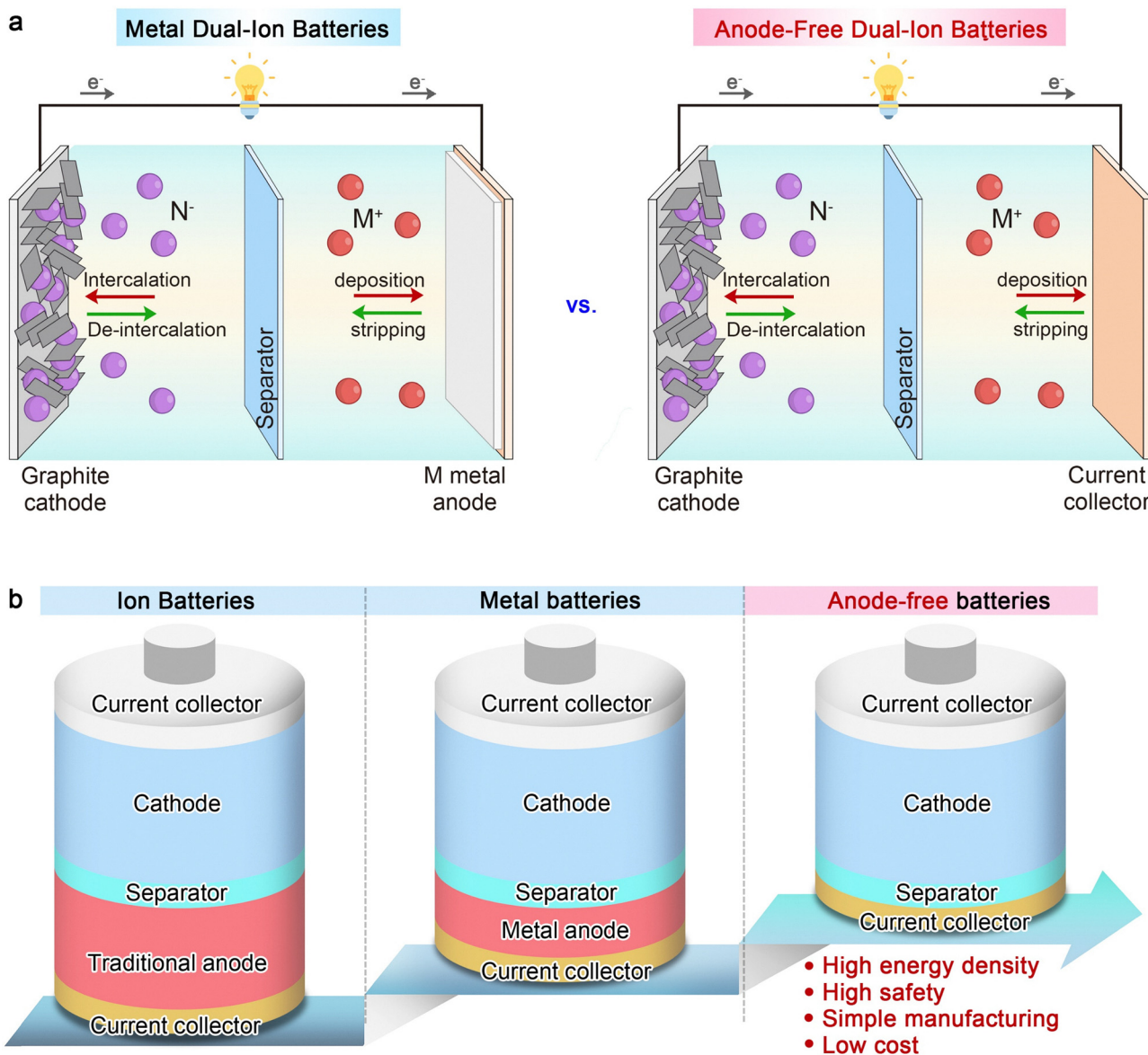


Fig. 10 (a) Schematic illustration of the fundamental working principles of traditional and anode-free DIBs. (b) Representative configurations of various battery architectures, with emphasis on the energy and design advantages of anode-free DIBs.

electrodes. These results highlight the importance of nanocomposite engineering in promoting dual-ion transport dynamics and improving electrochemical efficiency in multi-ion systems.

Beyond inorganic and carbonaceous frameworks, polymer-based cathodes have demonstrated notable potential in fine-tuning ionic and electronic transport in ADIBs. Ma *et al.*<sup>215</sup> developed redox-active dihydrophenazine (Pz)-based materials by coupling Pz with either pyrene (Py) or biphenyl (Ph), resulting in two conjugated microporous polymers, PyPz and PhPz. These polymers were designed to serve as  $\text{AlCl}_4^-$ -hosting cathodes for ADIBs, enabling efficient ion storage through their extended conjugation and porous frameworks. PyPz, in particular, exhibited excellent redox activity due to its extended  $\pi$ -conjugated structure and high surface area, which enabled efficient  $\text{AlCl}_4^-$  intercalation into its porous network. The redox-active dihydrophenazine units

contributed to high areal capacities ( $2.53 \text{ mAh cm}^{-2}$ ), ultra-long cycling life (over 100 000 cycles), and robust low-temperature performance ( $-30^\circ\text{C}$ ). Importantly, the insoluble and structurally stable polymer framework effectively suppressed dissolution of active materials, a common degradation pathway in organic cathodes, thereby ensuring long-term durability under practical conditions. Expanding on polymer design strategies, Luo *et al.*<sup>216</sup> introduced a donor-acceptor (D-A) conjugated polymer, PPTZ-AQ, composed of benzothiazine (PTZ) donor and anthraquinone (AQ) acceptor units. This molecular architecture enabled overlapping redox potentials and promoted charge delocalization along the polymer backbone, significantly enhancing electrochemical kinetics. Comparative studies with homopolymers PAQ and PPTZ confirmed that PPTZ-AQ delivered superior specific capacity, rate capability, and cycling durability. These findings illustrate the



potential of D–A type bipolar conjugated polymers as next-generation cathode materials for multi-ion systems, offering a high degree of tunability and structural flexibility that surpass conventional inorganic or carbon-based alternatives. These findings underscore the potential of D–A conjugated polymers as structurally versatile and redox-tunable cathode materials tailored for multi-ion storage in DIBs.

Overall, the development of ADIBs demonstrates that the coordinated transport of both cations and anions can facilitate decoupled charge storage, accelerate reaction kinetics, and allow for more versatile material design. Advances in inorganic, carbon-based, and polymeric cathode architectures have enabled ADIBs to address the inherent limitations of conventional single-ion systems. Moreover, the broad selection of electrode materials, including graphite, layered dichalcogenides, and conjugated polymers, provides abundant opportunities for precise structural and chemical customization.

**3.2.2. Metal halogen batteries.** Halogen elements, with the exception of fluorine ( $F_2$ ) and astatine (At), have increasingly attracted attention due to their high redox potentials, favorable specific capacities, and stable operating voltages, which result from consistent valence state transitions.<sup>217–219</sup> Compared to other conversion-type materials such as sulfur, halogens offer more predictable and controllable redox behavior, making them promising candidates for advanced energy storage systems. Metal halogen batteries (MHBs) represent an emerging class of multi-ion carrier energy storage systems that leverage the coordinated transport of both metal cations (e.g.,  $Li^+$ ,  $Na^+$ , and  $Zn^{2+}$ ) and halide anions (e.g.,  $Cl^-$ ,  $Br^-$ , and  $I^-$ ) during charge and discharge processes. Typically, MHBs employ a cathode composed of metal halides or oxyhalides and a metal or alloy anode. During discharge, metal cations migrate from the anode to the cathode, undergoing intercalation or conversion reactions, while halide anions are simultaneously oxidized or reduced at the cathode side.

The physicochemical diversity of chlorine, bromine and iodine dictates markedly different cell chemistries. Chlorine offers the highest redox potential but suffers from extreme volatility; bromine provides a balance between voltage and chemical stability yet endures serious shuttle loss *via* soluble polybromides; iodine is a solid under ambient conditions, giving superior safety and very high specific capacity, but its polyiodide intermediates still dissolve and migrate. Understanding these contrasts has steered research toward tailored confinement matrices, redox-mediating additives, and hybrid-ion electrolytes that simultaneously suppress halogen escape and accelerate charge transfer.

In the era beyond lithium-based technologies, aqueous rechargeable ZIBs have attracted widespread interest owing to their inherent safety, cost-effectiveness, and environmental friendliness. Among these systems, aqueous Zn–halogen batteries have emerged as a promising subclass, leveraging the high redox activity of halogen species and the abundant availability of Zn metal. Taking metallic Zn as a representative example, its electrochemical behavior in aqueous media is notably influenced by the pH of the electrolyte (Fig. 11a).<sup>220</sup> As an amphoteric metal, Zn exhibits distinct deposition and dissolution characteristics depending on the acidity or alkalinity of the electrolyte. In particular, because halogen species undergo spontaneous disproportionation reactions in strongly alkaline environments, most Zn–halogen batteries are designed to operate under neutral or mildly acidic conditions. This electrolyte strategy differs from that of traditional alkaline Zn-based batteries and serves to suppress Zn passivation, thereby facilitating more reversible Zn stripping and plating processes. During battery discharge, Zn at the anode undergoes oxidation, releasing electrons and forming  $Zn^{2+}$  ions, which migrate through the electrolyte toward the cathode. Upon charging, the process is reversed as  $Zn^{2+}$  ions are reduced and re-deposited on the anode surface under the influence of an external power source. At the cathode, halogen-based redox reactions take place, which can generally be

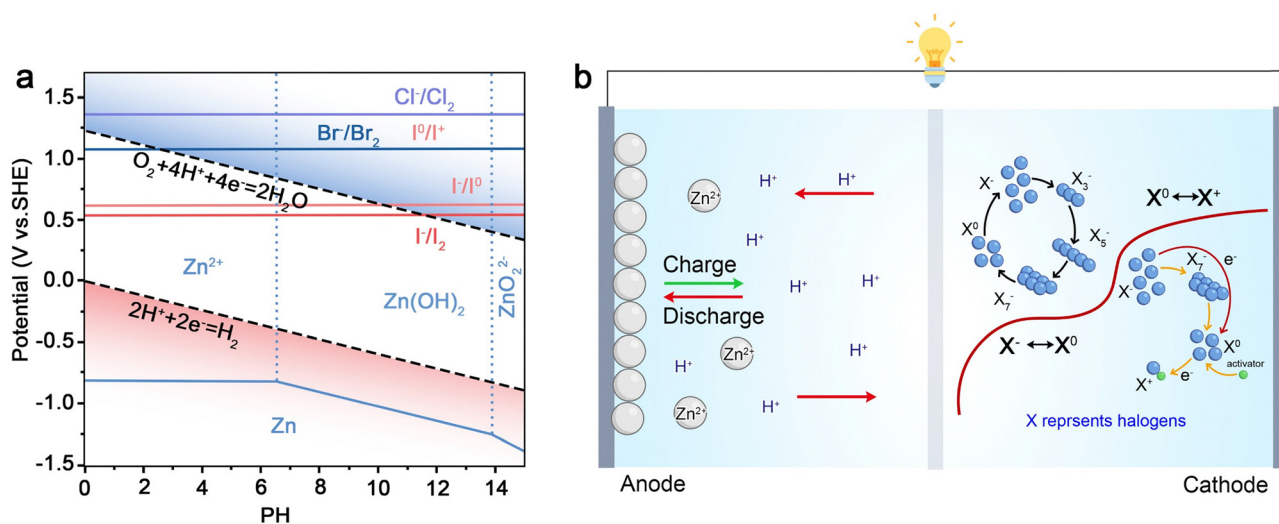


Fig. 11 (a) Pourbaix diagram of water overlaid with the standard electrode potentials of  $M^{2+}/M$  redox couples, where M represents Cl, Br, I, and Zn. (b) Schematic illustration of representative reaction mechanisms occurring at metal Zn anodes and halogen cathodes. Reproduced with permission from ref. 221. Copyright 2024, Royal Society of Chemistry.



categorized into two types:  $X^-/X^0$  redox and  $X^-/X^0/X^+$  multivalent redox.

In the  $X^-/X^0$  redox pathway, halogen molecules ( $X_2$ ) are reduced to halide ions ( $X^-$ ) during discharge, while the reverse oxidation occurs upon charging (Fig. 11b). However, this process often leads to the formation of polyhalide intermediates (such as  $X_3^-$ ,  $X_5^-$ , and  $X_7^-$ , except in the case of Cl), resulting from the complexation of molecular halogens with halide ions. These intermediates tend to trigger parasitic reactions, contributing to self-discharge and compromising long-term battery stability. In more advanced systems, the  $X^-/X^0/X^+$  redox process has been explored, particularly in the case of iodine. Here, iodine molecules ( $I_2$ ) can be further oxidized to  $I^+$ , forming interhalogen compounds in the presence of highly electronegative halide ions such as  $F^-$ ,  $Cl^-$ , and  $Br^-$ . This expanded redox window ( $I^- \rightarrow I^0 \rightarrow I^+$ ) introduces new opportunities for the design of high-voltage Zn- $I_2$  batteries by leveraging tailored electrolyte compositions containing such halide additives.

The MHBs enables multi-electron transfer processes that contribute additional capacity. By decoupling charge transport between cations and anions and promoting multi-electron

redox activity, MHBs offer a promising pathway toward high-performance, cost-effective, and scalable battery technologies. In the following sections, we systematically discuss the redox mechanisms, fundamental challenges, electrochemical performances (Table S3), and recent advancements in representative MHBs, with a focus on illustrative examples and the strategies devised to overcome their specific limitations.

**3.2.2.1. Li halogen batteries.** Lithium halogen batteries (LHBs) are an emerging battery technology that combines the high theoretical energy density of lithium-based chemistry with the rich redox activity of halogen species. In these systems, lithium ions undergo reversible plating and stripping at the anode, while halogen molecules participate in multi-electron redox reactions at the cathode (Fig. 12a). This dual redox mechanism enables high output voltages and energy densities, making LHBs attractive for grid-level storage, electric vehicles, and aerospace applications. Practical realisation, however, is hampered by the volatility of halogen species, parasitic shuttle effects, and sluggish ion transport, calling for precisely engineered electrodes and electrolytes that can confine halogens and promote fast, stable multi-ion transport.



Fig. 12 (a) Schematic diagram of metal halogen batteries. (b) Energy density, discharge platform, maximum cut-off specific capacity, energy efficiency, operation temperature and (c) reversible mechanisms among Na-Br(+) batteries, Na-Br<sub>2</sub> batteries, and Na-Cl<sub>2</sub> batteries. Reproduced with permission from ref. 232. Copyright 2023, Wiley.



**3.2.2.1.1. Li-Cl<sub>2</sub> batteries.** Within the LHB family, lithium chlorine (Li-Cl<sub>2</sub>) batteries exploit the reversible Cl<sup>-</sup>/Cl<sub>2</sub> couple and therefore offer one of the highest theoretical energy densities among halogen chemistries. During charging, LiCl oxidises to Cl<sub>2</sub>, which is physically confined in a porous cathode host; during discharge, Cl<sub>2</sub> is reduced back to Cl<sup>-</sup>, regenerating LiCl. Prototype devices, however, have long been limited by Cl<sub>2</sub> leakage, severe capacity fade and safety concerns. Recent research tackles these shortcomings through the coordinated use of multi-ion carriers, catalytic interfaces and tailored electrolytes, thereby uniting high energy density with practical cyclability.

The multi-ion carrier mechanism, which leverages the synergistic transport of Li<sup>+</sup>, Cl<sup>-</sup>, and Al<sup>3+</sup>/F<sup>-</sup> ions, is demonstrated in a Li-Cl<sub>2</sub> battery employing CO<sub>2</sub>-activated graphite as the cathode.<sup>221</sup> Coin cells with a Li metal anode and a CO<sub>2</sub>-activated graphite cathode employ a neutral electrolyte comprising 1.8 M LiCl and 1.8 M AlCl<sub>3</sub> in SOCl<sub>2</sub> with a 2 wt% LiFSI additive (≈0.047 M in solution). During the first discharge to 2 V, Li<sup>+</sup> migration from the anode combines with Cl<sup>-</sup> (from SOCl<sub>2</sub> reduction) to deposit LiCl on CO<sub>2</sub>-activated graphite (DGr-ac), delivering ~3.37 V and ~1911 mAh g<sup>-1</sup> due to enhanced pore sites/defects from CO<sub>2</sub> activation, while unmodified DGr-ac yields only ~3.18 V and ~1,91 mAh g<sup>-1</sup>. Auger electron spectroscopy confirms uniform LiCl coating post-discharge. Al<sup>3+</sup> (from AlCl<sub>3</sub>) optimizes ionic conduction, while F<sup>-</sup> (from LiFSI-derived SEI) stabilizes cycling. Charging releases trapped Cl<sub>2</sub> (via Cl<sup>-</sup> oxidation, mass spectrometry-verified), enabling reversible redox via pore-hosted LiCl storage exceeding intercalation limits. To further address the kinetic limitations inherent in Cl<sup>-</sup> de-solvation and LiCl decomposition, Li *et al.*<sup>222</sup> designed atomically dispersed Co-N<sub>4</sub> catalytic sites through controlled pyrolysis. DFT calculations revealed that these Co-N<sub>4</sub> centers significantly lower the energy barrier for LiCl decomposition by 1.2 eV relative to unmodified carbon, catalytically accelerating both Cl<sup>-</sup> oxidation and Li<sup>+</sup> migration. The resulting electrochemical system achieved a high discharge voltage of 3.4 V and a specific capacity of 2500 mAh g<sup>-1</sup>, maintaining 92% capacity retention after 200 cycles even at -20 °C. These results highlight the dual catalytic function of Co-N<sub>4</sub> centers in facilitating concerted multi-ion transfer, enabling fast and stable operation across challenging thermal conditions.

Complementary to these electrode-level advancements, the design of novel electrolytes capable of supporting dual-ion conduction has proven equally critical. Sun *et al.*<sup>223</sup> developed a methyl chlorodifluoroacetate (MCDFA)-based electrolyte as a safer, non-corrosive alternative to SOCl<sub>2</sub>. This system not only ensures a broad operational temperature range (-40 to 120 °C), but also enables simultaneous conduction of Li<sup>+</sup> and Al<sup>3+</sup> ions. Raman and NMR spectroscopy confirmed weak solvent-cation interactions and suppressed side reactions, resulting in a high ionic conductivity (6.57 mS cm<sup>-1</sup> at 25 °C; 2.38 mS cm<sup>-1</sup> at -40 °C). More importantly, the inclusion of AlCl<sub>3</sub> additives facilitated the reversible reduction of MCDFA and enhanced the stability of Cl<sup>-</sup>/Cl<sub>2</sub> redox cycling. In practical pouch cell configurations, the platform delivered an energy density of 800 mAh g<sup>-1</sup>, representing a 40% enhancement over conventional SOCl<sub>2</sub>-based systems.

These advances illustrate how multi-ion carrier strategies can systematically overcome the longstanding trade-offs between energy density, cyclability, and rate capability in halogen-based batteries. In particular, Li-Cl<sub>2</sub> systems demonstrate how the coordinated design of functional components can collectively overcome the intrinsic limitations of conventional single-ion architectures. This includes the use of porous graphite to efficiently confine Cl<sub>2</sub> gas, the incorporation of Co-N<sub>4</sub> catalytic centers to accelerate Li<sup>+</sup>/Cl<sup>-</sup> interfacial kinetics, and the implementation of MCDFA-based electrolytes that enable stable multi-ion conduction across a wide temperature range.

**3.2.2.1.2. Li-Br<sub>2</sub> batteries.** Lithium bromine (Li-Br<sub>2</sub>) batteries epitomize the paradigm-shifting capabilities of multi-ion carrier systems, where the synergistic interplay of Li<sup>+</sup>, Br<sup>-</sup>, Cl<sup>-</sup>, and Al<sup>3+</sup> ions unlocks exceptional theoretical energy densities (~1273 Wh kg<sup>-1</sup>) and operating voltages (~4.12 V), far surpassing conventional single-ion designs. However, the practical deployment of Li-Br<sub>2</sub> batteries has long been hindered by intrinsic challenges such as the bromine shuttle effect and the dissolution of polybromide intermediates, which compromise coulombic efficiency, capacity retention, and long-term stability. These limitations have catalyzed the development of advanced strategies that harness the principles of multi-ion carrier chemistry to stabilize redox kinetics and facilitate efficient interfacial charge transfer.

Recent breakthroughs in Li-Br<sub>2</sub> batteries highlight the critical role of multi-ion dynamics in achieving high reversibility and energy density. The carbonized MOF cathode material (ZIF-8/MIL-53) developed by Benjamin B. Peterson's team<sup>224</sup> achieved a highly reversible Li-Br<sub>2</sub> battery through multi-ion synergy. The nitrogen-doped porous carbon matrix has the following characteristics: the microporous structure (<2 nm) chemically anchors Br<sup>-</sup>/Br<sub>3</sub><sup>-</sup> species through C-Br/N-Br bonds, effectively inhibiting the bromine shuttle effect; the mesoporous network promotes rapid Li<sup>+</sup> transport and ensures efficient redox reaction (~3.5 V). Among them, the ZIF-8 cathode exhibits better performance (273 mAh g<sup>-1</sup>, 88% capacity after 100 cycles), thanks to its higher nitrogen doping (enhanced bromine adsorption), more uniform 3nm pore size distribution (compared to 2-30 nm of MIL-53) and higher LiBr loading (22.7 wt%). This study provides new ideas for the development of practical high energy density (>900 Wh kg<sup>-1</sup>) halogen battery systems. The evolution of multi-electron redox chemistry was further exemplified in the development of a static Li-Br battery platform, which employed a TBABr<sub>3</sub> catholyte and a Cl<sup>-</sup>-enriched electrolyte to facilitate a novel Br<sup>-</sup>/Br<sup>+</sup> redox couple.<sup>225</sup> This configuration produced a stable discharge plateau at 3.8 V and achieved a high capacity of 653 mAh g<sup>-1</sup> with 98% coulombic efficiency over 100 cycles. Critically, the system exhibited low charge-transfer resistance (149.6 Ω) and minimal polarization (28 mV), which reflected the enhanced interfacial dynamics enabled by synergistic Li<sup>+</sup>/Br<sup>-</sup>/Cl<sup>-</sup> transport. Parallel progress in aqueous Li-Br systems has reinforced the centrality of multi-ion transport in unlocking high-performance metrics. For instance, the development of a highly concentrated 26 m Li-B<sub>5</sub>-C<sub>15</sub>-O<sub>6</sub> electrolyte comprising LiBr,



LiCl, and LiOAc facilitated a wide electrochemical stability window of 2.5 V. When paired with nitrogen-doped activated carbon (NAC) cathodes, the system achieved enhanced Br redox kinetics with a capacity of 376 mAh g<sup>-1</sup> and 97% retention over 7800 cycles.<sup>226</sup> The incorporation of LiOAc additives served to reduce water activity, effectively suppressing parasitic side reactions. When paired with an LTP@C/CNT anode, this approach enabled long-term full-cell operation, achieving a capacity of 158.2 mAh g<sup>-1</sup> after 10 000 cycles. These results collectively highlight the effectiveness of multi-ion modulation in maintaining electrode stability and prolonging cycle life under aqueous conditions.

These advances underscore the critical importance of multi-ion carrier architectures in reconciling energy density, voltage stability, and cycling durability. By enabling coordinated transport of Li<sup>+</sup>, Br<sup>-</sup>, Cl<sup>-</sup>, and Al<sup>3+</sup> ions, Li-Br<sub>2</sub> batteries surpass the limitations of single-ion systems. This multi-ion synergy enhances redox kinetics and ionic conductivity, while strategies such as physical confinement, chemical anchoring, redox mediation, and ion-solvent interaction optimization effectively suppress bromine crossover and stabilize interfaces.

**3.2.2.1.3. Li-I<sub>2</sub> batteries.** Lithium iodine (Li-I<sub>2</sub>) batteries address the fundamental limitations inherent to halogen-based energy storage systems, particularly the challenge of balancing high energy density with electrochemical stability. Despite their impressive theoretical capacity approaching 2118 mAh g<sup>-1</sup> and intrinsically fast redox kinetics, these systems have historically been hindered by persistent issues such as polyhalide dissolution and irreversible active material loss, which have restricted their practical application.

Recent advances have highlighted the essential role of coordinated multi-ion transport and stabilization mechanisms in overcoming these obstacles. Ding *et al.*<sup>227</sup> introduced a pioneering triple-confinement strategy that synergistically combines mesoporous carbon matrices, nitrogen-doped chemical anchoring sites, and iodine-bromine complexes (I<sub>2</sub>Br<sub>3</sub><sup>-</sup>). This comprehensive approach simultaneously addresses physical confinement, chemical binding, and solvation energy modulation, resulting in a CMK-3/LiI/LiBr cathode architecture that notably triples the cycling lifespan compared to conventional designs, while maintaining a high capacity of 463.4 mAh g<sup>-1</sup>. Building upon this foundation, Li *et al.*<sup>228</sup> further advanced the field by developing a Cl<sup>-</sup>-mediated three-electron transfer system involving both I<sup>-</sup>/I<sup>+</sup> and Cl<sup>-</sup>/Cl<sup>0</sup> redox couples. This multi-ion redox configuration achieved outstanding performance metrics, including a capacity of 631 mAh g<sup>-1</sup>, an energy density of 2013 Wh kg<sup>-1</sup>, and a stable discharge plateau at 3.85 V, with less than 10% capacity degradation over 600 cycles. *In situ* Raman and XPS spectroscopies elucidated the complex conversion pathway from I<sup>-</sup> to I<sub>3</sub><sup>-</sup> to oxidized I<sup>+</sup>Cl<sub>x</sub> species, alongside the activation of Cl<sup>-</sup>/Cl<sup>0</sup> redox, providing fundamental insight into how multi-ion coordination mitigates the typical trade-off between stability and reactivity in high-energy halogen systems.

Importantly, the multi-ion carrier concept extends beyond cathode material design to encompass electrolyte engineering.

Gu *et al.*<sup>229</sup> developed a quasi-solid-state electrolyte featuring amorphous metal-organic framework (MOF)/aramid interfacial networks that simultaneously enhance Li<sup>+</sup> conductivity (1.1 × 10<sup>-3</sup> S cm<sup>-1</sup>) and immobilize polyiodides through electron-mismatch-induced adsorption. This dual-function electrolyte effectively suppresses shuttle effects, enabling ultra-long cycle stability with a capacity retention of 94.1% after 3000 cycles at 20C, while maintaining compatibility with diverse cathode materials.

By integrating multi-level confinement architectures, orchestrated multi-electron and multi-ion redox pathways, and quasi-solid-state electrolytes with optimized ion transport and polyhalide stabilization, Li-I<sub>2</sub> batteries have achieved significant advancements in capacity retention, voltage stability, and long-term cycling performance.

**3.2.2.2. Na halogen batteries.** Sodium halogen batteries constitute a promising category of secondary batteries that utilize metallic sodium as the anode and halogens or their derivatives as the cathode. The electrochemical operation of these systems is governed by reversible redox reactions involving sodium ions (Na<sup>+</sup>) and halogen species across multiple oxidation states (X<sup>-</sup>/X<sup>0</sup>/X<sup>+</sup>), enabling efficient charge storage and release during cycling. In reverse, halide ions are oxidized back into halogen molecules, and sodium ions reintegrate into the anode under an applied electric field. However, their practical deployment faces critical challenges, such as polyhalide dissolution (*e.g.*, Br<sup>-</sup> shuttle effects causing capacity fade), dendritic sodium growth that can lead to short circuits, and relatively low operating voltages (*e.g.*, ~2.5 V for Na-I<sub>2</sub> systems). As such, current research efforts are focused on extending cycle life (>300 cycles), suppressing parasitic side reactions, and developing electrolytes that offer both halogen compatibility and stable sodium plating/stripping behavior.

**3.2.2.2.1. Na-Cl<sub>2</sub> batteries.** Sodium chlorine (Na-Cl<sub>2</sub>) batteries epitomize a promising class of multi-ion carrier electrochemical systems, where the coupled transport and redox activity of sodium cations (Na<sup>+</sup>) and chlorine-based anions (Cl<sup>-</sup>/Cl<sub>2</sub>) enables access to exceptional theoretical energy densities approaching 2500 Wh kg<sup>-1</sup>. In these systems, energy storage and release occur through reversible electrochemical reactions where sodium metal is oxidized at the anode and chlorine molecules are reduced at the cathode, with the opposite reactions taking place during charging. This dual-ion transport mechanism not only broadens the electrochemical landscape compared to traditional single-ion systems but also provides a unique platform for exploiting abundant and low-cost elements such as sodium and chlorine.

Despite their conceptual advantages, early Na-Cl<sub>2</sub> batteries, which commonly utilized molten NaAlCl<sub>4</sub>-based electrolytes and operated at temperatures above 150 °C, faced several critical challenges.

These included the volatilization of chlorine gas, corrosive degradation of internal components, and limited reversibility of the Cl<sup>-</sup>/Cl<sub>2</sub> redox couple. Altogether, these issues severely constrained their cycling stability, often limiting performance to fewer than 100 cycles. In addition, the passivation of cathode



surfaces by electronically insulating NaCl and the propensity for sodium dendrite formation posed formidable barriers to practical applications. These issues underscored the urgent need for new strategies to regulate the behavior of both cationic and anionic species across electrodes and interfaces.

Recent breakthroughs have decisively demonstrated that the rational design of multi-ion carrier pathways can overcome these limitations by enhancing ionic conductivity, redox kinetics, and interfacial stability in tandem. Xiang *et al.*<sup>219</sup> introduced a class of nitrogen-doped carbon cubosomes featuring a 3D bicontinuous mesoporous architecture with  $\sim 39$  nm pores and  $\sim 34$  nm walls. This framework not only facilitates efficient  $\text{Na}^+$  transport and electron conduction but also enhances  $\text{Cl}_2$  chemisorption and storage. As a result, the system achieved remarkable cycle stability of 250 cycles, providing compelling evidence that a carefully tuned electrode microstructure can simultaneously accommodate multiple ion fluxes. In parallel, Feng *et al.*<sup>230</sup> developed an iodide-mediated redox shuttle ( $\text{I}^-/\text{I}_3^-$ ) that actively participates in the cathode reaction environment by dynamically dissolving the passivating NaCl layer and promoting  $\text{Cl}^-$  oxidation. This redox mediator not only minimizes polarization but also improves the reversibility of  $\text{Cl}_2$  electrochemistry over extended cycling, highlighting the potential of redox intermediates as dynamic regulators of multi-ion transport. Expanding further on ion accessibility, Ma *et al.*<sup>231</sup> designed a freestanding vertical-channel graphene cathode, which reduces tortuosity and enables fast  $\text{SOCl}_2$  vapor diffusion, thereby preventing pore clogging and ensuring homogeneous NaCl deposition. This architecture exemplifies how structural alignment at the nanoscale can accelerate anion transport and maintain electrochemical uniformity, a principle that may be generalized to other alkali metal-halogen systems.

To overcome the limitations associated with traditional Na- $\text{Cl}_2$  systems, particularly the safety concerns related to toxic and volatile chlorine gas, recent efforts have explored the use of liquid  $\text{Br}_2$  as a cathode material in Na- $\text{Br}_2$  batteries. While this substitution mitigates gas-related risks, it introduces new challenges, including sluggish redox kinetics and volatility of bromine at elevated temperatures. In response to these issues, Feng *et al.*<sup>232</sup> introduced interhalogen polyanions ( $\text{BrCl}_2^-$ ) into the electrolyte to regulate bromine redox behavior, enabling more efficient reaction kinetics at low temperatures. This led to the development of a novel Na- $\text{Br}^+$  battery architecture, where  $\text{Cl}^-$  anions play a crucial role in stabilizing and activating  $\text{Br}^+$  species through a reversible  $\text{Br}^-/\text{BrCl}_2^-$  redox mechanism. The presence of  $\text{BrCl}_2^-$  polyanions facilitates additional electron transfer pathways and significantly improves the reversibility of bromine redox reactions. As a result, the Na- $\text{Br}^+$  battery exhibits low polarization (0.18 V), a high energy density of  $872 \text{ Wh kg}^{-1}$ , and remarkable temperature resilience across a broad range from  $-60$  °C to  $60$  °C (Fig. 12b and c). Furthermore, the system demonstrates stable cycling over 400 cycles, highlighting the potential of interhalogen chemistry and halide-regulated redox strategies for developing high-performance, wide-temperature sodium-halogen batteries.

These synergistic advancements highlight how the deliberate orchestration of multi-ion carrier pathways, involving  $\text{Na}^+$  conduction,  $\text{Cl}^-/\text{Cl}_2$  redox mediation, and interfacial ion regulation,

can effectively overcome the inherent kinetic limitations and stability challenges that have historically hindered the development of Na- $\text{Cl}_2$  batteries.

**3.2.2.2.2. Na- $\text{Br}_2$  batteries.** Sodium-bromine (Na- $\text{Br}_2$ ) batteries represent an emerging and versatile platform within the family of multi-ion carrier electrochemical systems, distinguished by their reliance on the coupled transport and redox behavior of sodium ( $\text{Na}^+$ ) and bromine-based species ( $\text{Br}^-/\text{Br}_3^-/\text{Br}_2$ ). Operating through the reversible migration of  $\text{Na}^+$  ions between a sodium-based anode and a bromine-based cathode, Na- $\text{Br}_2$  batteries undergo unique redox transformations involving  $\text{Br}_2$  reduction and the formation of soluble tribromide intermediates, which enable rapid kinetics and facilitate energy storage through both faradaic and surface charge processes.

Recent innovations in device architecture and interfacial regulation have underscored the central role of multi-ion coordination in advancing Na- $\text{Br}_2$  battery performance. Wang *et al.*<sup>233</sup> designed a dual-stimuli-responsive Na/ $\text{Br}_2$  system that exemplifies the multifunctionality achievable through strategic ion management. Their design integrates a sodium@carbon-fiber (Na@CF) composite anode with an AC-based bromine cathode, leveraging the high surface area of the AC ( $\sim 1800 \text{ m}^2 \text{ g}^{-1}$ ) to promote double-layer capacitance in parallel with  $\text{Br}_2$  redox activity. This synergy yields a hybrid faradaic-capacitive behavior, enabling a power density of  $1200 \text{ W kg}^{-1}$  and a reversible capacity of  $231 \text{ mAh g}^{-1}$ . Impressively, the system delivers a full-cell energy density of  $103 \text{ Wh kg}^{-1}$ , maintains 98% capacity retention over 50 cycles, and exhibits thermally modulated, voltage-dependent electrochromism, with switching speeds accelerating from 1 hour to just 10 minutes as current density increases. *In situ* Raman spectroscopy further elucidates the  $\text{Br}^-/\text{Br}_3^-$  redox mechanism responsible for both energy storage and optical modulation, affirming the system's electrochemical and multifunctional coherence. Complementing this work, Wang *et al.*<sup>234</sup> advanced Na- $\text{Br}_2$  chemistry in the aqueous regime through the development of a hybrid-ion battery coupling an aqueous  $\text{Br}_2$  redox couple with a sodium ion embedding anode. This design capitalizes on the high activity and ionic mobility of aqueous-phase redox species while mitigating the instability and low capacity that typically afflict aqueous batteries.

These advances highlight that precise regulation of  $\text{Na}^+$  and  $\text{Br}^-/\text{Br}_3^-/\text{Br}_2$  transport plays a pivotal role in enabling Na- $\text{Br}_2$  batteries to combine high energy density with rapid redox kinetics and diverse functionalities. Such functionalities include electrochromic behavior and the seamless integration of faradaic and capacitive charge storage, highlighting the transformative potential of multi-ion coordination in advancing scalable and intelligent energy storage technologies.

**3.2.2.2.3. Na- $\text{I}_2$  batteries.** The operation of sodium-iodine (Na- $\text{I}_2$ ) batteries relies on the coupled redox behavior of  $\text{Na}^+$  and iodine species ( $\text{I}_2$ ,  $\text{I}^-$ , and  $\text{I}_3^-$ ), enabling dual-ion electrochemical processes that offer high theoretical capacities.<sup>235,236</sup> The practical utilization of iodine-based systems has been constrained by the concurrent dissolution of intermediate species and sluggish  $\text{I}_2/2\text{I}^-$  redox kinetics, both of which contribute to



rapid capacity decay and compromised long-term stability. Recent developments have demonstrated that treating this system through the lens of multi-ion carrier strategies, particularly by coordinating  $\text{Na}^+$  ion transport with controlled iodine speciation dynamics, can lead to substantial performance improvement. This strategy involves the integration of structural confinement, catalytic enhancement of redox reactions, and precise interfacial control, collectively mitigating iodine dissolution and accelerating redox kinetics to achieve more stable and efficient  $\text{Na-I}_2$  energy storage.

The electrochemical performance of  $\text{Na-I}_2$  batteries is fundamentally governed by the coordinated regulation of multiple ionic species, where  $\text{Na}^+$  cations and iodine anions ( $\text{I}^-/\text{I}_3^-$ ) engage in intricate synergistic interactions. At the cathode interface, dual-ion co-regulation is critical, as demonstrated by Gong's<sup>237</sup> quantum-confined iodine system, where  $\text{Na}^+$  intercalation kinetics and  $\text{I}_3^-$  redox activity are simultaneously optimized through graphene-mediated ion channels, achieving a remarkable  $141 \text{ mAh g}^{-1}$  capacity. The ion-selective interface concept represents a breakthrough in multi-ion management. Tian's<sup>238</sup>  $\text{NaI}$ -rich SEI layer creates a kinetic ion filter, offering a low  $0.02 \text{ eV}$  barrier for  $\text{Na}^+$  diffusion while effectively blocking  $\text{I}_3^-$  crossover through strong chemical interactions. This selective ion transport enables an unprecedented cycle stability of 2200 h by precisely controlling the movement of different ionic species. Molecular-scale ion anchoring strategies have emerged as powerful tools for polyiodide control. Wang's<sup>239</sup> MOF design employs  $\text{Fe-O}_4$  sites as multi-ion hubs, simultaneously coordinating  $\text{I}_3^-$  anions while maintaining pathways for  $\text{Na}^+$  transport. This delicate balance between ion confinement and mobility results in both high capacity ( $208 \text{ mAh g}^{-1}$ ) and exceptional cycling stability. The ion transport architecture in 2D materials reveals fascinating size-charge selectivity. Qian's<sup>240</sup> iodine nanosheets create vertically aligned ion highways, where the  $0.07 \text{ eV}$   $\text{Na}^+$  migration barrier and  $\text{I}^-$  adsorption sites work in concert to enable ultrafast ( $10 \text{ A g}^{-1}$ ) yet stable operation. By facilitating a direct  $\text{I}_2$  to  $\text{NaI}$  redox pathway, Zhang's<sup>241</sup> catalytic strategy simplifies ionic processes within the system. This not only suppresses the generation of unstable polyiodide intermediates but also exemplifies how targeted catalyst design can enhance multi-ion reaction selectivity and suppress competing side reactions. Advanced ion-sieving matrices like Zhang's<sup>242</sup>  $\gamma\text{-Mo}_2\text{N/N-doped carbon}$  demonstrate spatially resolved ion management, with mesopores optimized for  $\text{Na}^+$  flux and chemical traps for  $\text{I}_3^-$  retention. Feng's<sup>230</sup> hydrogen-bonding strategy introduces a novel ion stabilization mechanism, where  $\text{I}^-$ - $\text{Cl}^-$  intermediates are stabilized through multiple non-covalent interactions. The ultimate frontier lies in system-level ion orchestration, as showcased by Xu's<sup>243</sup> separator engineering, which establishes gradient ion regulation across the entire cell. This approach creates distinct transport environments for different ionic species, from electrostatic barriers for polyiodides to low-resistance paths for  $\text{Na}^+$ .

In summary, by simultaneously regulating  $\text{Na}^+$  ion transport and iodine speciation, recent strategies involving nanoconfinement, catalytic interfaces, two-dimensional materials, and multifunctional

membranes have markedly improved energy density, rate capability, and cycling stability. Continued progress will require precise control of host-guest interactions, a deeper understanding of multi-ion migration mechanisms, and the scalable construction of hierarchical architectures, all of which are essential for realizing the full potential of  $\text{Na-I}_2$  systems in practical energy storage applications.

**3.2.2.3. K halogen batteries.** Potassium halogen batteries represent a promising frontier in multi-ion carrier systems, capitalizing on the abundant availability of potassium and the high electronegativity of halogen cathodes such as iodine and bromine to offer a cost-effective alternative to lithium-based energy storage. These systems harness the synergistic electrochemical interplay between  $\text{K}^+$  and halogen redox couples ( $\text{X}_2/\text{X}^-$ ), facilitating reversible energy storage through coupled multi-ion migration and redox reactions. The fundamental electrochemical process involves the oxidation of potassium metal at the anode, releasing  $\text{K}^+$  ions and electrons, while the halogen molecules at the cathode undergo reduction to form halide ions, as described by the overall reaction. Despite their theoretical advantages, practical applications are hindered by the large  $\text{K}^+$  ionic radius, which slows ion diffusion, and by cathode instability caused by halogen dissolution and shuttle effects. As a result, research has focused on material and electrolyte innovations to improve ion transport, reduce active material loss, and enhance cycling stability.

**3.2.2.3.1. K-Br batteries.** Within this family, potassium bromide (K-Br) batteries have recently gained considerable attention as an alternative energy storage technology poised to alleviate lithium resource constraints. This system operates on a redox reaction between liquid bromine ( $\text{Br}_2$ ) and  $\text{K}^+$  ions, utilizing a hollow carbon sphere cathode paired with a K metal anode. A critical advancement is the formation of a crystalline KBr film during discharge, which serves as a reversible phase crucial to achieving a high specific capacity of approximately  $400 \text{ mAh g}^{-1}$  at a stable voltage of  $3.72 \text{ V}$ .<sup>244</sup> This nanostructured KBr layer not only stabilizes the electrode interface but also facilitates efficient multi-ion coordination, thereby promoting enhanced electrochemical reversibility and cycle life. Overall, the K-Br batteries demonstrate the feasibility of potassium-based systems, with the potential to contribute significantly to the future of large-scale energy storage technologies.

**3.2.2.3.2. K-I<sub>2</sub> batteries.** Similarly, potassium-iodine (K-I<sub>2</sub>) batteries have emerged as compelling candidates for sustainable energy storage, combining high power density and environmental compatibility with the potential for rapid charge/discharge capability. Yet, these batteries encounter intrinsic limitations including the dissolution of polyiodide intermediates and unstable redox chemistry, which undermine cycling stability and capacity retention. Addressing these issues, Zhao *et al.*<sup>217</sup> developed a scalable "solution-adsorption" approach to fabricate flexible, free-standing electrodes by wrapping carbon nanotube paper (CNP) with the  $\text{Ti}_3\text{C}_2(\text{OH})_x$  MXene. This hybrid architecture exploits the strong affinity of CNP for the  $\text{I}_3^-/\text{I}^-$



redox couple alongside MXene's surface Ti-OH groups, which form robust halogen bonds ( $I \cdots H-O$ ) to effectively suppress polyiodide dissolution. The resulting electrode exhibits highly reversible redox behavior, delivering a specific capacity of  $226 \text{ mAh g}^{-1}$  at 0.2C, excellent cycling stability with 83% capacity retention over 1000 cycles at 10C, and ultrafast charge/discharge within 10 minutes. Notably, a 100 mAh pouch cell prototype achieves an energy density of  $130 \text{ Wh kg}^{-1}$ , surpassing conventional lithium-ion cathodes and underscoring the commercial viability of K-I<sub>2</sub> systems for grid-scale energy storage.

**3.2.2.4. Ca halogen batteries.** The Ca halogen batteries integrate the high volumetric capacity of Ca metal anodes ( $2075 \text{ mAh cm}^{-3}$ ) with the high redox potential of halogen cathodes (typically exceeding 2.5 V), offering a promising route toward high-energy-density storage. A key strategy involves suppressing the shuttle effect of halogen species through the porous confinement of bromine or iodine, which effectively limits active material loss and enhances cycling stability. Complementing this, the use of a borohydride-bromide mixed electrolyte enables reversible  $\text{Ca}^{2+}$  deposition and dissolution, addressing a longstanding challenge in calcium-based systems. The synergy between physical confinement and electrolyte design stabilizes redox reactions and facilitates the dual-ion electrochemical mechanism, in which  $\text{Ca}^{2+}$  cations and halide ( $\text{X}^-$ ) anions undergo coupled migration and redox processes that are essential for energy storage.

**3.2.2.4.1. Ca-Cl<sub>2</sub> batteries.** Among these systems, calcium-chlorine (Ca-Cl<sub>2</sub>) batteries have recently drawn attention for addressing fundamental issues limiting conventional calcium metal batteries, such as insufficient energy density and poor performance at low temperatures. A recent breakthrough employed a specially engineered electrolyte based on lithium difluoro(oxalate)borate (LiDFOB), which facilitates the reversible  $\text{CaCl}_2/\text{Cl}_2$  redox couple.<sup>245</sup> This electrolyte not only promotes high specific capacity (up to  $1000 \text{ mAh g}^{-1}$ ) but also enables excellent rate capability ( $500 \text{ mA g}^{-1}$ ), while maintaining a remarkable capacity retention of 96.5% over 30 days. Critically, the LiDFOB-mediated electrolyte enhances the dissociation and transport of  $\text{Ca}^{2+}$  ions and Cl-based species, thereby improving multi-ion carrier dynamics and electrochemical kinetics. This strategic electrolyte design mitigates the sluggish ion diffusion typically associated with divalent carriers and complex halide species, illustrating how deliberate multi-ion carrier engineering can overcome intrinsic electrochemical challenges.

By harnessing the synergistic transport and redox behaviors of  $\text{Ca}^{2+}$  and halogen anions through carefully engineered electrode architectures and tailored electrolytes, calcium-halogen batteries present a promising pathway toward high-capacity, long-life, and structurally robust energy storage systems. However, the realization of their full potential in large-scale, high-energy applications remains hindered by critical challenges, particularly the sluggish diffusion of multiple halide species and the inherently limited kinetics of solid-state  $\text{Ca}^{2+}$  conduction.

**3.2.2.5. Mg halogen batteries.** Mg-halide batteries function through the coupled processes of  $\text{Mg}^{2+}$  ion transport and halogen-based redox reactions, capitalizing on magnesium's high volumetric capacity ( $\sim 3833 \text{ mAh cm}^{-3}$ ) and intrinsic safety due to its dendrite-free deposition behavior. While the electrochemical framework of Mg-halogen systems is conceptually simple, their practical realization is hindered by several intrinsic challenges. These include sluggish  $\text{Mg}^{2+}$  diffusion kinetics due to its strong solvation and high charge density, instability of conventional electrolytes in the presence of reactive halogens, and the shuttle effect of dissolved halogen species, all of which impair coulombic efficiency and cycling life.

To overcome these obstacles, recent studies have centered on the development of corrosion-resistant electrolytes with enhanced chemical compatibility, carbon-halogen composite cathodes that improve redox reversibility, and solid-state or quasi-solid-state architectures that provide better interfacial contact and controlled ion transport. These innovations not only alleviate  $\text{Mg}^{2+}$  transport limitations but also enhance the reversibility of halogen redox reactions, both of which are essential for optimizing the performance of multi-ion systems in magnesium-halide batteries.

**3.2.2.5.1. Mg-Br<sub>2</sub> batteries.** An exemplary strategy was reported by Guo *et al.*,<sup>246</sup> who proposed a bond-weakening approach in a Mg-Br<sub>2</sub> battery by incorporating succinimide ( $\text{SN}^-$ ) ions to disrupt the strong Mg-Br bonding interactions. The introduction of these soft anionic species led to the formation of a flexible, weakly coordinated environment around magnesium, facilitating both efficient  $\text{Mg}^{2+}$  de-solvation and accelerated Br<sub>2</sub> conversion kinetics. This tailored coordination chemistry enabled rapid multi-ion transport and ultrafast redox kinetics, delivering a high discharge voltage of 2.7 V, a reversible specific capacity of  $326 \text{ mAh g}^{-1}$ , and remarkable cycling stability even under extreme conditions (10C rates and  $-55 \text{ }^\circ\text{C}$  operation). Crucially, this system highlights the transformative impact of deliberately engineered multi-ion transport environments, which simultaneously enhance ion mobility, stabilize interfacial processes, and facilitate efficient halogen redox reactions.

**3.2.2.6. Zn halogen batteries.** Zn halogen batteries constitute a pivotal subclass within multi-ion carrier power supply systems, employing Zn metal as a high-capacity anode and halogen-based cathodes to facilitate reversible redox reactions. This dual-ion process, involving both  $\text{Zn}^{2+}$  cations and halide anions ( $\text{X}^-$ ), defines the multi-ion carrier characteristic of Zn-halogen batteries. Despite these benefits, Zn-halogen batteries face several challenges that limit practical applications. These include halogen sublimation and volatility, slow reaction kinetics at the halogen cathode, shuttle effects caused by soluble halogen species, and dendritic growth of Zn that threatens battery safety and cycle life. To overcome these issues, research has focused on electrolyte optimization, physical and chemical confinement of halogens, and interface engineering to improve redox reversibility, suppress shuttle effects, and control Zn deposition.



**3.2.2.6.1. Zn-Cl<sub>2</sub> batteries.** Within this family, Zn-Cl<sub>2</sub> batteries typically employ aqueous electrolytes, where Zn oxidation occurs at the anode and chlorine reduction at the cathode. However, the high redox potential of chlorine often exceeds the electrochemical stability window of water, leading to parasitic reactions such as chlorine gas evolution and electrolyte decomposition, which pose significant challenges for long-term operation. Instead of relying on a single ionic species, multi-ion batteries utilize the synergistic coordination between multiple charge carriers to improve redox reversibility, ionic transport, and electrode stability. For example, Liang *et al.*<sup>247</sup> developed a high-energy aqueous Zn-Cl<sub>2</sub> battery that incorporates chlorine-based redox activity within a concentrated ZnCl<sub>2</sub> electrolyte, enabling a reversible three-electron transfer process and dramatically enhancing energy density. This design capitalizes on the co-existence and interplay of Zn<sup>2+</sup>, Cl<sup>-</sup>, and I<sup>-</sup> ions, exemplifying the functional advantages of multi-species participation in aqueous systems. Further advancing this concept, Wang and co-workers<sup>208</sup> introduced a Zn-Cl<sub>2</sub> battery comprising a graphite paper cathode, a Zn anode, and an aqueous electrolyte containing tetramethylammonium chloride and Na<sub>2</sub>CO<sub>3</sub>. The optimized electrolyte pH enabled stable chlorine redox reactions while maintaining high voltage and long cycle life. This system not only demonstrates the practicality of halide coordination with organic and inorganic ions but also reveals the potential for cost-effective, scalable, and environmentally friendly manufacturing *via* multi-ion chemistry.

Mechanistic insights into halogen storage behavior were offered by Xu *et al.*,<sup>248</sup> who investigated ZnCl<sub>2</sub>/ZnBr<sub>2</sub> hydrate-based aqueous dual-ion batteries using graphite electrodes. The study revealed a dynamic competition between intercalation and conversion processes at the cathode, driven by solvation states and interfacial ion interactions. These processes are fundamentally determined by the multi-ion composition of the electrolyte, underscoring its critical role in shaping electrochemical behavior. These findings underscore the importance of understanding not only the redox chemistry but also the structural and solvation environment surrounding active ions. To further overcome the limitations of sluggish Cl<sub>2</sub> cathodic kinetics and limited coulombic efficiency, Chen's group<sup>249</sup> designed a Zn-Cl<sub>2</sub> battery in which MnO<sub>2</sub> serves as a redox adsorbent, regulating chlorine storage and release (Fig. 13a-c). This architecture enabled a discharge voltage of 2.0 V at 2.5 mA cm<sup>-2</sup> and demonstrated outstanding cycling stability over 1000 cycles with an average coulombic efficiency of 91.6%, far surpassing conventional Zn-Cl<sub>2</sub> systems.

The integration of multi-ion carrier mechanisms in Zn-Cl<sub>2</sub> batteries offers a rational strategy to address persistent challenges such as halogen shuttle effects, Zn dendrite formation, and electrolyte decomposition. By harnessing the synergistic interplay between multiple ionic species, these systems promote fast ion transport and enhance interfacial stability, thereby improving both electrochemical performance and long-term durability.

**3.2.2.6.2. Zn-Br<sub>2</sub> batteries.** Zn-Br<sub>2</sub> batteries function through a redox mechanism between Zn and bromine in an

aqueous ZnBr<sub>2</sub> electrolyte, where Zn undergoes reversible plating and stripping at the anode, while bromine species are stabilized at the cathode through complexation reactions (Fig. 13d). However, their broader adoption has been limited by persistent issues such as self-discharge, bromine volatility, and Zn anode degradation, which stem largely from unregulated ion transport and interfacial instability.

Recent breakthroughs have underscored the pivotal role of multi-ion carrier strategies in addressing these challenges and unlocking the full potential of Zn-Br<sub>2</sub> batteries. Notably, Chen *et al.*<sup>250</sup> have recently advanced Zn-halogen chemistry by introducing an all-active solid inter-halogen compound, IBr, as the cathode material. In this architecture, the neutral bromine species (Br<sup>0</sup>) generated during oxidation are coordinatively immobilised by iodine, thereby suppressing the cross-diffusion of Br<sub>2</sub>/Br<sub>3</sub><sup>-</sup> that typically plagues bromine-based cells. This mitigation of active species crossover significantly reduces self-discharge and enhances coulombic efficiency. As a result, the Zn-IBr battery achieved a high energy density of 385.8 Wh kg<sup>-1</sup>. Notably, the solid IBr participates in redox processes as an integrated interhalogen compound, rather than undergoing separate redox reactions of I<sup>-</sup> and Br<sup>-</sup> (Fig. 13e). This unique behavior gives rise to two distinct pairs of redox peaks, indicating complex but well-coordinated redox activity. Yu *et al.*<sup>251</sup> developed a mixed alkali-acid electrolyte system that achieved a record-high average operating voltage of 2.1 V, which stands as the highest reported for aqueous Zn-based batteries to date. This advancement also led to significant improvements in specific capacity and cycling durability. This work exemplifies how rational electrolyte design can manipulate ionic environments to broaden the operational window of multi-ion systems. Complementing this, Hu *et al.*<sup>252</sup> tackled the long-standing issue of polybromide shuttling and Zn dendrite formation by incorporating methylpyridinium bromide (MPIBr) as an electrolyte additive. This molecular-level engineering effectively suppressed polybromide crossover and promoted uniform, dendrite-free Zn deposition, thereby highlighting the importance of interfacial ion regulation in stabilizing complex multi-ion dynamics. In addition to electrolyte innovations, catalytic strategies have been employed to address the inherent sluggishness and solubility of bromine redox intermediates. For example, Chen *et al.*<sup>253</sup> developed a FeSAC-CMK catalyst featuring atomically dispersed Fe-N<sub>3</sub> sites, which concurrently immobilized bromine species, inhibited the formation of Br<sub>3</sub><sup>-</sup> intermediates, and accelerated the Br<sup>-</sup>/Br<sup>0</sup> redox conversion. This multifunctional electrocatalyst not only improved redox kinetics but also enhanced overall energy density and cycling stability in Zn-Br<sub>2</sub> batteries by facilitating efficient multi-ion interactions.

These synergistic developments in electrolyte engineering, interfacial modification, and catalytic mediation collectively illustrate the transformative potential of multi-ion carrier strategies in advancing Zn-Br<sub>2</sub> batteries technology, offering new pathways to overcome the intrinsic limitations of single-ion systems while achieving superior energy density, voltage output, and long-term cycling performance.



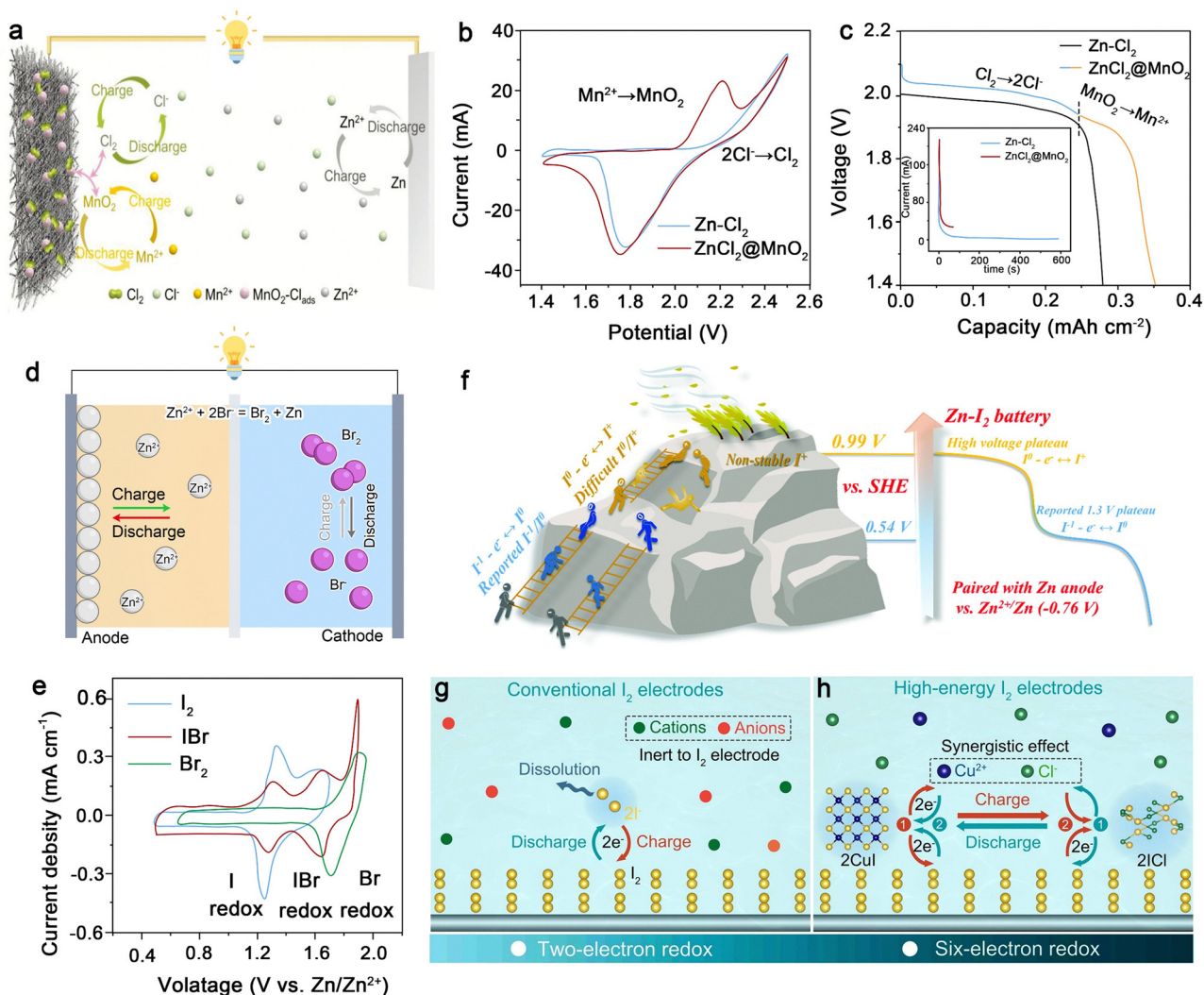


Fig. 13 (a) Schematic diagram of Zn-Cl<sub>2</sub>@MnO<sub>2</sub> battery with the addition of Mn<sup>2+</sup> in the electrolyte. (b) CV curves of Zn-Cl<sub>2</sub>@MnO<sub>2</sub> battery and conventional Zn-Cl<sub>2</sub> battery. (c) Discharge curves of conventional Zn-Cl<sub>2</sub> batteries and Zn-Cl<sub>2</sub>@MnO<sub>2</sub> batteries. Inset: Time-current curves in the corresponding case. The batteries were charged to 0.4 mAh cm<sup>-2</sup> at 2.3 V and discharged to 1.4 V at 2.5 mA cm<sup>-2</sup>. Reproduced with permission from ref. 249. Copyright 2023, Wiley. (d) Reaction mechanism, challenges, and optimization strategies of zinc-bromine batteries. (e) Cyclic voltammetry (CV) curves of the Zn/I<sub>2</sub>, Zn/IBr, and Zn/Br<sub>2</sub> cells. Reproduced with permission from ref. 250. Copyright 2023, Wiley. (f) Illustration of the reactions of iodine batteries. Reproduced with permission from ref. 254. Copyright 2021, Royal Society of Chemistry. (g) and (h) Schematic comparison of charge-discharge processes in conventional and high-energy iodine electrodes. Reproduced with permission from ref. 263. Copyright 2023, Wiley.

**3.2.2.6.3. Zn-I<sub>2</sub> batteries.** The operation of Zn-I<sub>2</sub> batteries relies on the cooperative interaction between the highly reversible Zn plating and stripping processes at the anode and the complex redox behavior of iodine species at the cathode, which involves multiple electron transfer steps and phase transitions among I<sub>2</sub>, I<sub>5</sub><sup>-</sup>, I<sub>3</sub><sup>-</sup>, and I<sup>-</sup>. This combined mechanism underpins their notably high theoretical energy density. However, the electrochemical performance of Zn-I<sub>2</sub> batteries hinges on the precise coordination of multiple ionic species. Although the shuttling of soluble polyiodides enables high capacities, it simultaneously promotes parasitic reactions and active-material loss; likewise, uneven Zn<sup>2+</sup> flux can trigger dendrite formation and side reactions. Consequently, progress in this chemistry hinges on a fundamental understanding of multi-ion

transport, coupled with judicious electrolyte formulation and interfacial engineering.

Recent studies underscore how electrolyte regulation can unlock otherwise inaccessible high-valent iodine redox processes. Zhi *et al.* showed that introducing fluoride or chloride ions activates and stabilises the I<sup>0</sup> → I<sup>+</sup> transition in addition to the conventional I<sup>-</sup>/I<sup>+</sup> couple at ~0.54 V, yielding two stable discharge plateaus at 1.70 V and 1.45 V and markedly raising the cell's voltage output. Complementary advances in host architecture and electrolyte design further demonstrate the power of coordinated multi-ion control (Fig. 13f).<sup>254</sup> Bai *et al.*'s<sup>255</sup> work on nanoporous carbon cloth demonstrated that rational host structure design can confine iodine species while maintaining redox accessibility, boosting both energy density



and cycling stability. Building on this, Shang *et al.*<sup>256</sup> developed an alginate-based hydrogel electrolyte with ion-selective properties that effectively suppressed both triiodide shuttle and Zn side reactions. A major leap forward was made by Zou *et al.*,<sup>257</sup> who pioneered a four-electron redox process involving  $I_2/I^+$  coupling. Enabled by a finely tuned electrolyte composition, this approach significantly boosted energy density through the precise modulation of multi-electron transfer pathways. In a complementary approach, Li *et al.*<sup>258</sup> developed a ternary eutectic electrolyte system incorporating nicotinamide ligands. The resulting  $[I(NA)_2]^+$  complex, combined with stabilized Zn deposition, improved reversibility at both electrodes by orchestrating multi-ion interactions at the molecular level.

Beyond bulk-phase regulation, recent studies have expanded the frontier of multi-ion management to interfacial engineering. Chai *et al.*<sup>259</sup> introduced halogen bonding strategies that significantly strengthen iodine–host interactions at the atomic level, establishing a versatile platform applicable to various metal–halogen battery systems. Extending this concept into solid-state domains, Liu *et al.*<sup>260</sup> developed a dual-network hydrogel electrolyte that simultaneously regulated  $Zn^{2+}$  and  $I^-$  transport, thereby improving both mechanical integrity and electrode/electrolyte interfacial stability in Zn– $I_2$  batteries. Further innovations have explored new avenues of material functionality. Wu *et al.*<sup>261</sup> polyaniline binder technology provided chemical anchoring for polyiodides while preserving ionic conductivity, offering a robust strategy for electrode architecture optimization. Meanwhile, Xu *et al.*<sup>262</sup> addressed the challenge of low-temperature performance by employing a hydrated eutectic electrolyte. This electrolyte, with its precisely engineered solvation structures, effectively suppressed polyiodide disproportionation, thereby enabling stable multi-ion transport and reliable Zn– $I_2$  batteries operation even in harsh, low-temperature environments.

Recent breakthroughs in multi-ion carrier systems demonstrate that the strategic regulation of multiple ionic species can significantly enhance battery performance. In addition to their role as charge carriers, halide ions such as chloride (Cl) and fluoride ( $F^-$ ) have been shown to play a pivotal role in stabilizing reactive iodine species through interhalogen interactions, thereby enhancing the electrochemical reversibility of iodine-based redox processes. Electrolyte engineering strategies incorporating  $Cl^-$  and  $F^-$  salts have proven particularly effective in stabilizing high-valence  $I^+$  species, which are typically unstable in conventional aqueous environments (Fig. 13g and h). For instance, in a representative Zn– $I_2$  battery system employing a  $Cl^-$ -containing electrolyte, two distinct discharge voltage plateaus at 1.65 V and 1.30 V vs. Zn/Zn<sup>2+</sup> were observed, which can be attributed to the activation of the  $I^0/I^+$  redox couple.<sup>263</sup> This activation not only extended the electrochemical window but also resulted in a remarkable 108% increase in specific capacity and a 231% enhancement in energy density. These improvements were further supported by the use of MXene-based host materials, which contributed to improved reaction kinetics and effective confinement of iodine species. Spectroscopic analyses confirmed the essential role of  $Cl^-$  and  $F^-$  in stabilizing the  $I^0/I^+$  redox transition, underscoring the importance of multi-ion

coordination in expanding the accessible redox chemistry of iodine. Specifically, in bismuth-iodide perovskite cathodes, the synergistic interplay among the redox states  $I^-$ ,  $I^0$ , and  $I^+$ , combined with  $Cl^-$  mediators and  $BAD^+$  stabilizers, is stabilized through Bi–I–I halogen bonds and C=N–H–I hydrogen bonds. This well-orchestrated ionic network greatly improves cycling stability, enabling the cathode to retain 92% of its capacity even after 30 000 cycles.<sup>264</sup> For aqueous Zn– $I_2$  systems, a gelatinized starch binder selectively confines  $I^-$ ,  $I_3^-$ , and  $I_2$  through its helical structure, suppressing shuttling while accommodating volume changes *via* hydrogen-bonded networks, enabling 89.6% capacity retention over 48 000 cycles.<sup>265</sup> Further advancing this concept, a ternary eutectic electrolyte leverages the  $Br^-$ -mediated solvation structure  $[Zn(H_2O)_3(Ace)_2Br]^+$  to stabilize iodine redox chemistry while directing uniform  $Zn^{2+}$  deposition, achieving near-100% iodine reutilization and dendrite suppression.<sup>266</sup> These Zn– $I_2$  batteries highlight the transformative potential of multi-ion coordination, where targeted interactions between redox-active species, mediators, and stabilizers unlock enhanced stability, capacity, and kinetics in next-generation energy storage.

Collectively, these advancements highlight the potential of Zn– $I_2$  batteries as a model platform for multi-ion carrier energy storage, wherein the coordinated regulation of  $Zn^{2+}$  cations,  $I^-$  anions, and polyiodide intermediates plays a critical role in achieving superior electrochemical performance. Through the integration of host–guest chemistry, coordination interactions, and interfacial engineering, researchers have progressively elevated Zn– $I_2$  batteries from conceptual frameworks to practically viable energy storage systems.

### 3.3. Multi-cation and multi-anion batteries

Multi-ion carrier batteries are transforming EPSs by establishing a new paradigm based on synergistic cation and anion co-redox (CCAR), in which both cations such as  $Li^+$ ,  $Na^+$ , and  $Mg^{2+}$  and anions actively engage in redox reactions. Unlike conventional single-ion systems that are often constrained by charge compensation bottlenecks, unidirectional ion transport, or polarization effects, CCAR systems enable the concurrent intercalation of cations at the anode and incorporation or coordination of anions at the cathode during charging, with the process fully reversing upon discharge. This synchronized ionic movement not only enhances total charge storage capacity but also facilitates more efficient ion transport and interfacial stability, as anions often contribute to stabilizing solvation structures or electrode–electrolyte interfaces. Crucially, this multi-ion mechanism decouples redox potentials, enabling flexible electrode selection and mitigating voltage hysteresis or capacity fading commonly seen in single-ion systems. The CCAR model therefore illustrates how multi-ion cooperation can fundamentally transcend the classical electrochemical limitations of battery chemistry, opening avenues toward higher capacity, longer life, and more adaptable storage architectures.

The conceptual roots of multi-ion redox can be traced to the seminal work of Rouxel<sup>267</sup> in 1996, who first proposed the possibility of coupled cationic and anionic redox reactions within lithium–sulfur compounds in lithium-ion systems. This



early recognition of anion involvement in reversible redox behavior laid the theoretical foundation for the modern CCAR framework, demonstrating that the inclusion of multiple charge carriers could unlock additional redox-active sites and boost theoretical capacities beyond what is achievable through cation storage alone. Building on this foundation, recent research has brought multi-ion carrier chemistry from theoretical postulation to the practical design strategy. Notable progress in this area includes the work by Lv *et al.*,<sup>268</sup> who pioneered a quasi-solid-state Zn-dual halogen battery system. By enabling the concurrent activation of  $I^-/I^0/I^+$  and  $Br^-/Br^0$  redox couples, this configuration achieves a triple continuous electron transfer pathway. This multi-ion activation dramatically enhances specific capacity while preserving the safety profile and environmental benignity of the aqueous system. Extending this concept, Xie<sup>269</sup> developed an isohalogen electrolyte strategy wherein bromine mediates iodine redox activity. The formation of  $I\text{Br}/\text{Br}_2$  intermediates facilitates multi-electron transfer with reduced voltage polarization, yielding a substantial energy density improvement and redefining the thermodynamic landscape of halogen-based systems (Fig. 14a and b). These innovations clearly highlight how multi-ion carrier systems can bridge the gap between the favorable redox potentials of halogen chemistry and the kinetic constraints of aqueous Zn-based devices.

A paradigm shift is also emerging through multi-ion co-storage in porous organic frameworks, which effectively overcomes the intrinsic limitations of single-ion storage mechanisms. For example, Sun *et al.*<sup>270</sup> designed a dual-host system featuring sequential storage stages: initial viologen reduction involving anion extraction, followed by simultaneous triazine/viologen reduction *via* cation–anion co-insertion, and finally, triazine-based cation storage. This  $A^-/M^+$  ( $\text{PF}_6/\text{Li}^+$ ,  $\text{OTF}/\text{Mg}^{2+}$ , and  $\text{OTF}/\text{Zn}^{2+}$ ) co-storage mechanism significantly enhances reaction kinetics, as evidenced by galvanostatic intermittent titration technique (GITT) analysis showing a reduced voltage relaxation of 342 mV compared to single-ion hosts. Moreover, the advanced triple-mode operation involving  $A^+$ ,  $A^-$ , and  $M^+$  achieved outstanding performance, delivering a capacity of 348 mAh  $\text{g}^{-1}$  across a wide voltage range from 1.5 to 4.5 V, with energy and power densities reaching 878 Wh  $\text{kg}^{-1}$  and 28 kW  $\text{kg}^{-1}$ , respectively (Fig. 14c and d). These breakthroughs stem from finely tuned coulombic interactions that lower the  $\text{Li}^+$  diffusion barrier by 73%, while maintaining robust cycling stability over 20 000 cycles. This establishes a new benchmark for hybrid systems that transcend the traditional battery-supercapacitor performance tradeoff. Equally compelling are recent advances in aqueous systems, where multi-ion regulation plays a pivotal role in achieving high performance under challenging conditions. Zhang *et al.*<sup>271</sup> demonstrated that dual-cation doping with  $\text{Na}^+$  and  $\text{Ca}^{2+}$ , combined with the *in situ* formation of a stable cathode–electrolyte interphase, enabled adaptive  $\text{Zn}^{2+}/\text{H}^+$  intercalation in aqueous ZIBs. This design achieved a capacity retention of 99.4% after 120 cycles, even in harsh operational environments (Fig. 14e). Their findings highlight the broad applicability of multi-ion strategies not only in

non-aqueous systems but also in aqueous batteries, where the presence of competing ionic species often complicates both interfacial dynamics and bulk transport processes.

These studies collectively illustrate that multi-ion carrier engineering represents more than just an incremental improvement over single-ion strategies; it reflects a fundamental shift in the conceptual framework of multi-ion EPSs. By enabling multiple ionic species to actively and cooperatively participate in redox reactions, reinforce structural integrity, and regulate interfacial dynamics, this approach provides a comprehensive solution to the limitations inherent in conventional battery systems.

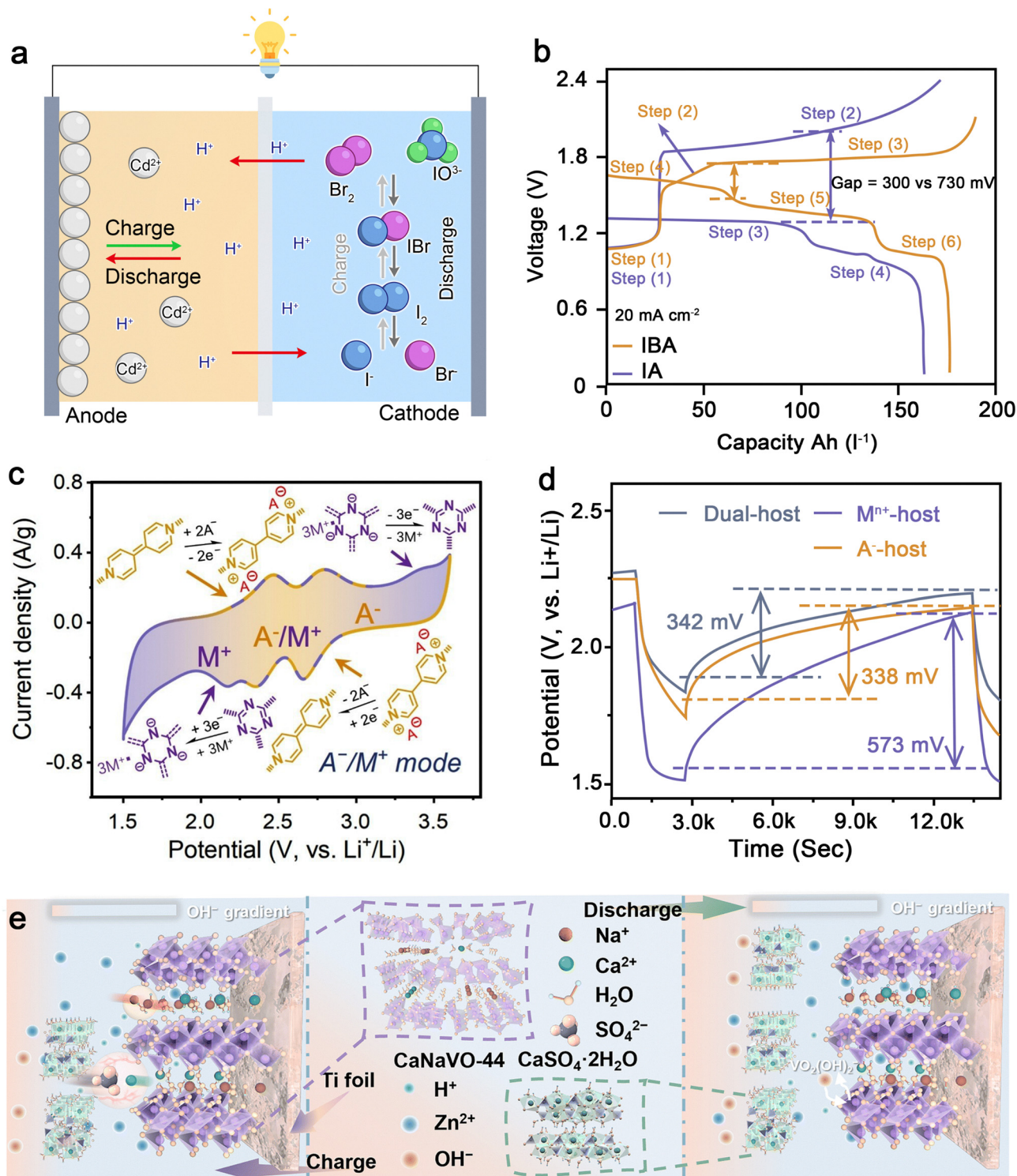
## 4. Hybrid battery-capacitors

The evolution from conventional capacitors to advanced supercapacitors marks a pivotal shift in the landscape of multi-ion EPSs, driven by the transformation from purely electrostatic mechanisms to interfacial and bulk ion-involved charge storage. At the heart of this transition lies the increasingly central role of ion carriers, not merely as charge balancers but as active participants and reaction substrates in energy storage processes. Early dielectric capacitors, dating back to the mid-18th century, operated purely through electron-based electrostatic storage across vacuum or dielectric materials, with no ionic involvement.<sup>272</sup> These systems offered ultrahigh power densities (in the MW  $\text{kg}^{-1}$  range) due to instantaneous charge-displacement but suffered from extremely low energy densities ( $\ll 0.1$  Wh  $\text{kg}^{-1}$ ) and were limited by their lack of tunable chemistry. The advent of electrolytic capacitors in the 1930s introduced thin metal oxide dielectrics and conductive electrolytes, where ions began to play a passive electrostatic role in forming interfacial charge balancing layers.<sup>273</sup> Although energy density improved slightly ( $\sim 0.01$ – $0.1$  Wh  $\text{kg}^{-1}$ ), the fundamental storage mechanism remained predominantly electrostatic, with the primary carriers still being electrons and bound charges within the dielectric layer.

A transformative leap occurred with the introduction of electric double-layer capacitors (EDLCs), grounded in Helmholtz's interfacial capacitance model,<sup>274</sup> and exemplified by Becker's early porous carbon systems.<sup>272</sup> These first-generation supercapacitors leveraged high-surface-area carbon materials to physically adsorb electrolyte cations/anions (*e.g.*,  $\text{K}^+$ ,  $\text{SO}_4^{2-}$ ) at the electrode/electrolyte interface, forming an electric double layer (Fig. 15a).<sup>275</sup> This breakthrough redefined ion carriers as the primary energy storage medium, as reversible ion migration and surface adsorption replaced static electrostatics. The resulting devices delivered moderate energy densities (5–10 Wh  $\text{kg}^{-1}$ ), exceptionally high power densities (1–10 kW  $\text{kg}^{-1}$ ), and cycle life exceeding 500 000 cycles.<sup>276</sup> However, the performance remained constrained by the surface-confined nature of the charge storage, pore-ion size mismatch, and limited voltage windows.

The discovery of pseudo-capacitance in 1962 by Conway marked a second milestone, enabling faradaic charge transfer processes at or near electrode surfaces.<sup>277</sup> Here, a highly reversible Faraday charge transfer reaction occurs at the electrode/





**Fig. 14** (a) Schematic of an assembled battery with a multi-electron transfer cathode and cadmium metal as the anode. (b) The charge–discharge curves of the IBA and IA electrolytes at 20 mA cm<sup>-2</sup> (IBA electrolyte: 1 M HI + 1 M HBr + 1 M H<sub>2</sub>SO<sub>4</sub> + 1 M CdSO<sub>4</sub>; IA electrolyte: 1 M HI + 1 M H<sub>2</sub>SO<sub>4</sub> + 1 M CdSO<sub>4</sub>). Reproduced with permission from ref. 269. Copyright 2024, Springer Nature. (c) CV curve of dual-host shows individual redox process of viologen and triazine block. (d) Comparison of the amplified GITT curves to show voltage relaxation process during discharge. Reproduced with permission from ref. 270. Copyright 2023, Wiley. (e) Schematic representation illustrating the transformation of the cathode during the charging and discharging processes for a Zn<sub>8</sub>CaNaVO-44@CS cell employing 3 M Zn(OTf)<sub>2</sub> and 0.1 M Na<sub>2</sub>SO<sub>4</sub> as the electrolyte. Reproduced with permission from ref. 271. Copyright 2024, Royal Society of Chemistry.





Fig. 15 (a)–(c) Representative electrochemical charge storage mechanisms, including electric double-layer capacitance, pseudo-capacitance, and battery-type storage. (d) Summary of characteristic features associated with each mechanism, including cyclic voltammetry profiles, galvanostatic charge–discharge behavior.

electrolyte interface, accompanied simultaneously by the insertion/extraction or adsorption/desorption of electrolyte ions to maintain charge balance. Multi-ion participation was no longer auxiliary but essential to the Faraday reaction, involving mechanisms such as surface redox reactions in conductive polymers and metal oxides (*e.g.*,  $\text{RuO}_2$  and  $\text{MnO}_2$ ),<sup>278</sup> and ion intercalation into layered hosts like MXenes and  $\delta\text{-MnO}_2$  (Fig. 15b).<sup>279</sup> These systems exploited the synergistic interplay between electrons and ions, especially  $\text{H}^+$  and small cations, which facilitated fast redox transitions and significantly boosted energy density (up to 20–50  $\text{Wh kg}^{-1}$ ) compared to EDLCs.<sup>280</sup> While power density was generally lower than EDLCs due to ion diffusion limitations, pseudo-capacitors bridged the gap between capacitive and battery-like behaviors, underscoring the versatility and importance of tailoring ionic species and transport pathways.

Further innovations led to hybrid battery-capacitors, which combine a battery-type electrode (capable of bulk ion intercalation or deep redox reactions) with a capacitive electrode (typically carbon-based) (Fig. 15c). In battery systems, the appearance of distinct redox peaks in cyclic voltammetry (CV) profiles and

well-defined voltage plateaus in galvanostatic charge–discharge (GCD) curves reflects the reversible insertion and extraction of ions (Fig. 15d).<sup>281,282</sup> By contrast, supercapacitors exhibit nearly rectangular CV traces and linear GCD curves with constant slopes, signatures of surface-controlled charge storage. Hybrid battery-capacitor devices combine these two electrochemical paradigms, seeking to deliver both the high energy density of batteries and the rapid charge–discharge capability of supercapacitors. Consequently, their CV curves often retain a quasi-rectangular shape, while their GCD profiles lack pronounced voltage plateaus. These features confirm that hybrid systems can sustain swift ion transport for high power output without sacrificing the energy storage advantages intrinsic to battery-type reactions.

Hybrid battery-capacitors are generally classified into three mechanistic categories based on the distinct ion migration pathways involved during electrochemical cycling: the “accordion” mechanism, the “rocking-chair” mechanism, and a mixed mechanism. In the accordion-type configuration, battery-type materials typically serve as the anode, while capacitor-type



materials function as the cathode (Fig. 16a).<sup>283,284</sup> During charging, metal cations are inserted into the anode, whereas anions are electrostatically adsorbed onto the cathode surface. Upon discharge, the reverse process occurs, with metal ions extracted from the anode and anions desorbed from the cathode. However, due to irreversible adsorption or trapping of ions at the electrode interfaces, progressive changes in electrolyte concentration may occur over long-term cycling, potentially affecting device stability. The rocking-chair mechanism features a reversed configuration in which the cathode comprises battery-type materials, and the anode adopts capacitor-like characteristics (Fig. 16b). During charging, metal cations are fully extracted from the cathode and migrate through the electrolyte to adsorb onto the anode surface. Discharge prompts their desorption from the anode and

subsequent reinsertion into the cathode, which is analogous to LIBs. Unlike the accordion-type, the rocking-chair architecture maintains a relatively constant electrolyte composition throughout the cycle, offering better chemical balance and improved long-term electrolyte stability. In contrast, the mixed mechanism integrates battery-type and capacitor-type characteristics within at least one electrode (Fig. 16c). For instance, a hybrid cathode may simultaneously undergo metal-ion extraction and anion adsorption during charging, while a capacitor-type anode adsorbs the corresponding metal ions. Upon discharge, metal ions are desorbed from the anode and reinserted into the cathode, accompanied by the desorption of anions. This configuration leverages both faradaic and non-faradaic processes within a single electrode, enabling synergistic energy and power performance.



**Fig. 16** (a)–(c) Different work mechanisms include the “accordion” mechanism (electrochemical intercalation (–)//physical adsorption (+)), “rocking chair” mechanism (physical adsorption (–)//electrochemical intercalation (+)), and hybrid mechanism (electrochemical intercalation (–)//physical adsorption + electrochemical intercalation (+)), respectively. (d) Ragone plots of different energy storage devices. (e) Performance comparison among a commercial SC, a  $\text{Li}_4\text{Ti}_5\text{O}_{12}|\text{AC}$  LIHC, and an 18 650 rechargeable  $\text{LiCoO}_2|\text{graphite}$  LIBs. Reproduced with permission from ref. 285. Copyright 2024, Elsevier. (f) The number of publications on various hybrid capacitor systems according to the Web of Science database (June 2025).



The coexistence of redox reactions and physical charge adsorption/desorption provides additional flexibility for device optimization.

Significant advances have been achieved in this field, beginning with the work of G. G. Amatucci in 2001, who developed  $\text{Li}_4\text{Ti}_5\text{O}_{12}/\text{AC}$  systems. This was followed by progress from Fuji Heavy Industries, whose “Li<sup>+</sup> capacitors” reached energy densities of up to 13 Wh kg<sup>-1</sup> and operated at voltages around 3.7 V by pre-lithiating the anode.<sup>285</sup> These hybrid systems exhibit dual-ion dynamics, whereby cations such as Li<sup>+</sup>, Na<sup>+</sup>, or Zn<sup>2+</sup> intercalate into the battery-type electrode, while anions undergo surface adsorption within the capacitive electrode. The delicate balance between the storage mechanisms demands kinetic matching, structural optimization, and careful electrolyte formulation. By combining the high energy density characteristic of battery with the superior power density and long cycle life typical of supercapacitors, hybrid devices have emerged as promising platforms for high-efficiency energy storage (Fig. 16d).<sup>285</sup> Lithium-ion hybrid capacitor (LIHC) technology, in particular, has reached a relatively advanced stage of development and is now approaching the “double-high” performance target of approximately 100 Wh kg<sup>-1</sup> in energy density and 100 kW kg<sup>-1</sup> in power density, creating favourable conditions for near-term commercialization (Fig. 16e).<sup>285</sup>

Multi-ion strategies have also expanded to include multivalent carriers (e.g., Mg<sup>2+</sup>, Ca<sup>2+</sup>, Zn<sup>2+</sup>, and Al<sup>3+</sup>), which offer higher theoretical capacities due to their greater charge per ion, yet face challenges related to size, solvation, diffusion kinetics, and host material stability. To overcome the limitations of conventional electrolytes, advanced systems now employ ionic liquids, water-in-salt electrolytes, and solid-state conductors to widen voltage windows, enhance safety, and tune ion mobility. Simultaneously, the precision design of electrode materials, through pore size tuning, surface functionalization, gradient pore architectures, and interlayer spacing modulation, has enabled tailored ion-material interactions. *In situ* techniques such as *operando* XRD and Raman spectroscopy, combined with molecular dynamics simulations, are playing an increasingly vital role in elucidating the complex transport and solvation behaviors of ion carriers under realistic working conditions.

This evolution outlines a clear trajectory in supercapacitor development, from systems with no ion-carrier involvement to those where ion-carriers play a direct, multifaceted role in charge storage. The progression moves from negligible energy density to moderate (ion-assisted) to higher values enabled by physical adsorption, redox reactions, and finally deep intercalation processes. As ion-carriers from passive spectators to active charge storage media and chemical participants, their characteristics, including size, valence, solvation structure, and transport kinetics, become critical design parameters. Meanwhile, the trade-off between energy and power becomes increasingly dictated by the speed of ion transport across interfaces and within solids.

Against this backdrop, the multi-ion carrier systems, hybrid battery-capacitors, emerge as a transformative strategy, offering synergistic pathways for high-capacity, fast-response, and long-life energy storage. Their potential is already evident in

commercial Li<sup>+</sup> capacitors for automotive start-stop systems and grid frequency regulation, as well as in emerging Zn-based and ammonium-ion systems for flexible electronics.<sup>275</sup> As global demand surges, hybrid capacitors featuring multi-ion mechanisms, ranging from monovalent (e.g., Li<sup>+</sup>, Na<sup>+</sup>, and K<sup>+</sup>) to multivalent (e.g., Mg<sup>2+</sup>, Ca<sup>2+</sup>, Zn<sup>2+</sup>, and Al<sup>3+</sup>), and even non-metallic cations (e.g., NH<sub>4</sub><sup>+</sup>), are attracting intense research attention. Over the last decade, research activity in the field of hybrid battery-capacitors has grown substantially. Bibliometric analyses of publications from 2012 to 2024 reveal a particularly rapid rise in interest, reflecting the accelerating momentum of this technology (Fig. 16f). This sustained growth underscores both the broad scientific engagement and the significant potential of hybrid capacitor systems as promising candidates for next-generation energy storage applications (Tables S4 and S5). This chapter focuses on these rapidly evolving hybrid systems, dissecting the transport, storage, and reaction behaviors of diverse ion carriers and their precise regulation. By highlighting these advances, we aim to provide guidance for the next generation of high-performance, multi-ion-driven supercapacitor technologies.

In this context, these characteristics highlight the transformative potential of HBCs in redefining multi-ion EPSs. By leveraging the cooperative dynamics of diverse ion species and coupling them with a wide range of material chemistries, HBCs provide a compelling blueprint for achieving the elusive combination of high energy and power densities, long cycle life, and operational versatility. The sections that follow classify representative HBC configurations according to their ionic species, highlighting the distinct roles of monovalent and multivalent ions in shaping the performance landscape of this rapidly evolving technology.

#### 4.1. Monovalent ion hybrid capacitors

**4.1.1. Alkali metal ion hybrid capacitors.** Among the various HBC configurations, alkali metal-ion hybrid capacitors (AMIHCs) have attracted considerable interest due to their promising balance of performance metrics. Systems based on lithium, sodium, and potassium, referred to as LIHCs, SIHCs, and PIHCs respectively, exemplify how multi-ion strategies can be effectively harnessed to achieve a combination of high energy density, fast electrochemical response, and extended cycle life.<sup>286–289</sup> These devices operate through the synergistic integration of intercalation-type anodes and capacitive cathodes, with AMIHCs frequently delivering energy densities exceeding 100 Wh kg<sup>-1</sup> and stable operation over more than 10 000 cycles. Moreover, their adaptability to a wide range of environmental conditions further underscores their technological potential.

Kinetic mismatches between anode and cathode processes, disparities in specific capacity, and incompatibilities between electrode materials and electrolyte formulations can lead to suboptimal performance and long-term degradation. These limitations are exacerbated under extreme temperature or cycling conditions, where ionic transport and electrode stability become increasingly critical. Addressing these issues necessitates a holistic design strategy, wherein the chemical, structural,



and electrochemical properties of all components are co-optimized.

To this end, recent research has focused on the rational design of electrode materials that align with the dynamic requirements of multi-ion systems. Tailoring materials with high specific capacity, stable cycling behavior, and suitable electrochemical windows has proven essential to unlocking the full potential of AMIHs. The intrinsic properties of alkali metal ions, especially variations in their ionic radii, charge densities, and solvation behaviors, present a dual effect in the optimization process. On one hand, these differences offer valuable opportunities for tuning transport kinetics and interfacial reactions; on the other hand, they introduce additional complexities in balancing ionic mobility, electrode compatibility, and electrolyte stability within multi-ion carrier systems. Therefore, advances in atomic-level engineering, nanostructured morphologies, and interfacial modulation are pivotal in enabling efficient ion transport and reversible charge storage.

The following sections will delve deeper into the material design strategies employed for AMIHs, focusing on how cathode and anode optimization contributes to performance enhancement. Through this exploration, the transformative role of multi-ion carrier engineering will be further elucidated, underscoring its central importance in the development of hybrid energy storage systems with superior electrochemical characteristics.

**4.1.1.1. Cathode materials.** In AMIHs, cathode material design is critical to achieving a balance between high energy and power densities. Commonly employed materials such as activated carbon (AC), carbon nanotubes (CNTs), and graphene possess high surface areas, which facilitate rapid physical adsorption and desorption of alkali metal ions including  $\text{Li}^+$ ,  $\text{Na}^+$ , and  $\text{K}^+$ .<sup>290–292</sup> This characteristic promotes efficient charge transport while simultaneously reducing internal resistance, contributing to improved electrochemical performance. These characteristics are particularly advantageous for high-power output. However, conventional EDLCs, which rely solely on non-faradaic charge storage, are inherently limited in terms of specific capacitance and energy density.

To address these limitations, recent efforts have focused on engineering carbon-based architectures with optimized porosity, surface chemistry, and redox activity to enhance ion accessibility and exploit multi-ion interactions. AC, despite its widespread use due to low cost and a high surface area ( $>1000 \text{ m}^2 \text{ g}^{-1}$ ), remains constrained by its EDLC-dominated storage mechanism. In response, Han *et al.*<sup>293</sup> incorporated 3D graphene into AC, forming a composite with a larger surface area ( $1402 \text{ m}^2 \text{ g}^{-1}$ ), which improved volumetric capacitance by 137% (to  $45 \text{ mAh cm}^{-3}$ ). This enhancement enabled LIHCs to achieve energy and power densities of  $45 \text{ Wh L}^{-1}$  and  $19 \text{ kW L}^{-1}$ , respectively. Expanding on this strategy, Yi *et al.*<sup>294</sup> developed a nitrogen-doped hierarchical activated carbon (ANC) cathode featuring an exceptionally high surface area ( $2651 \text{ m}^2 \text{ g}^{-1}$ ) and well-defined mesoporosity (2.4–2.8 nm). The incorporation of pyrrolic-N functionalities transformed physical adsorption into

quasi-chemisorption, significantly accelerating  $\text{K}^+$  transport. When paired with a homologous anode and a concentrated ether-based electrolyte (4 M KFSI/DME), the ANC cathode acted as an “ion-buffering reservoir”, harmonizing ion flux across the full cell and delivering a specific energy of  $49 \text{ Wh kg}^{-1}$  at  $5 \text{ A g}^{-1}$  while maintaining 80% capacity after 3000 cycles.

Renowned for their exceptional electrical conductivity ( $>10^4 \text{ S cm}^{-1}$ ) and mechanical stability, CNTs present significant potential. However, challenges like high cost and a tendency towards agglomeration must be addressed. In SIHCs, Cui *et al.*<sup>295</sup> demonstrated that multi-ion storage, involving  $\text{Na}^+$  at the Sn anode and  $\text{PF}_6^-$  at a N/S co-doped hierarchical carbon nanosheet (HCN) cathode, can dramatically boost electrochemical performance. This dual-ion mechanism yielded an impressive energy density of  $250 \text{ Wh kg}^{-1}$  and a cycle life exceeding 10 000 cycles, illustrating the vital role of cathode-specific ion storage in unlocking multi-ion synergies. Complementing this, the integration of CNTs into electrode architectures offers further opportunities for optimization. For instance, Li *et al.*<sup>296</sup> demonstrated the efficacy of nitrogen-doped CNTs embedded in mesoporous carbon (N-doped CNTs@MC). The resulting material exhibited a high specific surface area ( $1806.3 \text{ m}^2 \text{ g}^{-1}$ ) and robust pseudocapacitive properties, enabling impressive performance in PIHCs with 90% capacity retention after 10 000 cycles at a high current density ( $10 \text{ A g}^{-1}$ ). This demonstrates the feasibility of employing CNTs in multi-ion storage devices.

Graphene, with its theoretical surface area of  $2630 \text{ m}^2 \text{ g}^{-1}$  and high electronic conductivity ( $\sim 10^4 \text{ S cm}^{-1}$ ), also holds great promise as a cathode material. However, challenges such as restacking and chemical inertness hinder its practical implementation. To counter these issues, oxygen-containing surface functional groups (*e.g.*, carboxyls) have been introduced to improve hydrophilicity and facilitate ion transport. Jin *et al.*<sup>297</sup> developed a hierarchical porous graphene (MP-G) cathode capable of retaining over 80% of its capacity at a high current density of  $30 \text{ A g}^{-1}$  without degradation over 5000 cycles. When paired with an edge-carboxylated graphene nanosheet (G-COOH) anode in an LIHC system, the full device achieved an energy density of  $120.8 \text{ Wh kg}^{-1}$  and a remarkable power density of  $53\,550 \text{ W kg}^{-1}$ , with a 98.9% retention rate after 50 000 cycles. Further advancing multi-ion carrier optimization, Qin *et al.*<sup>298</sup> designed a potential-regulated nitrogen-doped carbon nanosheet cathode that achieved a specific capacity of  $150 \text{ mAh g}^{-1}$  at  $0.2 \text{ A g}^{-1}$ , which is nearly four times higher than that of conventional AC. This performance arose from a synergistic mechanism that combined EDLC behavior with  $\text{Li}^+$ -targeted pseudo-capacitance, resulting in a 17-fold enhancement in energy density and negligible decay after 10 000 cycles.

Extending beyond traditional carbon-based materials, 2D transition metal carbides and nitrides (MXenes), particularly  $\text{Ti}_3\text{C}_2\text{T}_x$ , have emerged as promising cathode candidates due to their metallic conductivity ( $>10\,000 \text{ S cm}^{-1}$ ) and tunable surface chemistries (*e.g.*,  $-\text{O}$ ,  $-\text{F}$ , and  $-\text{OH}$ ), which can host various alkali ions ( $\text{Li}^+$ ,  $\text{Na}^+$ , and  $\text{K}^+$ ). However, their tendency to restack due to van der Waals interactions limits ion accessibility and active site exposure. To enhance multi-ion ( $\text{Na}^+/\text{K}^+$ ) transport in



MXenes, Li *et al.*<sup>299</sup> constructed a 3D MXene/acid-activated carbon (AAC) framework, where the AAC acted as a structural spacer that expanded interlayer distances and established a hierarchical porous network. This configuration enhanced the kinetics of Na<sup>+</sup>/K<sup>+</sup> transport and promoted synergistic interactions between ions and oxygen-functionalized MXene surfaces. The resulting composite achieved a high capacitance of 378 F g<sup>-1</sup> at 0.5 A g<sup>-1</sup> and 97.4% retention after 10 000 cycles, affirming its capacity to support stable, high-rate multi-ion storage.

Collectively, these advancements illustrate the central role of surface chemistry engineering, hierarchical porosity, and multi-ion-specific interaction mechanisms in the rational design of AMIHC cathodes. Through the strategic incorporation of functional groups, optimized pore architectures, and synergistic ion-hosting features, cathode materials can be tailored to simultaneously accommodate multiple alkali ions.

**4.1.1.2. Anode materials.** In tandem with cathodic design, the anode serves as a crucial component in AMIHCs, where it governs charge balance, structural integrity, and the efficient accommodation of diverse alkali ions. For such systems, ideal anode materials must combine high specific capacity and low redox potential with the chemical and structural adaptability required to host multiple ion species.<sup>300,301</sup> This adaptability is particularly essential in AMIHCs, where the coordination of cations such as Li<sup>+</sup>, Na<sup>+</sup>, and K<sup>+</sup> necessitate host frameworks capable of withstanding varied ionic radii, coordination environments, and transport dynamics. As a result, substantial research efforts have been devoted to engineering intercalation-, conversion-, and alloy-type anodes that can support stable and reversible multi-ion storage. The overarching goal in these designs is to achieve synergistic electron-ion transport and mitigate mechanical or structural degradation under multivalent electrochemical cycling.

Intercalation-type materials have garnered significant attention due to their inherent structural reversibility and favorable ion diffusion kinetics. Traditional candidates such as graphite, hard carbon, and titanium oxides often display well-defined voltage profiles indicative of stable redox mechanisms.<sup>302–305</sup> Among them, carbon-based materials are particularly promising owing to their good electrical conductivity, high surface area, tunable porosity, and low cost. However, while graphite offers excellent Li<sup>+</sup> intercalation performance, its narrow interlayer spacing (~0.335 nm) renders it suboptimal for the larger Na<sup>+</sup> and K<sup>+</sup> ions. To address this constraint, structural engineering strategies have been deployed to expand interlayer spacing and enhance pore connectivity. For example, Yang *et al.*<sup>306</sup> synthesized a 3D porous carbon derived from sodium citrate featuring hierarchical porosity and expanded interlayer gaps, which enabled improved Na<sup>+</sup> accessibility and exceptional cycling stability, retaining 75.6% capacity after 15 000 cycles. Similarly, Shi *et al.*<sup>307</sup> employed nitrogen-doped graphene fibers with an enlarged interlayer spacing of 0.378 nm in a dual-carbon, achieving an energy density of 142 Wh kg<sup>-1</sup> and ultrafast charging capability (full charge within 8.5 seconds), demonstrating excellent rate performance. Furthermore, this device significantly improved structural stability and cycling reversibility through

the synergistic effect of K<sup>+</sup> adsorption/intercalation dual mechanisms in high and low voltage regions, further validating the great potential of potassium storage structural engineering. Further tailoring of carbonaceous structures through doping and defect engineering has also proven essential in optimizing ion-host interactions across various carrier types. For instance, Li *et al.*<sup>308</sup> fabricated highly graphitized and heteroatom-doped carbon nanosheets for Li<sup>+</sup> storage, enabling superior conductivity and ion transport. Their LIHCs delivered 112 Wh kg<sup>-1</sup> at a power density of 19 600 W kg<sup>-1</sup> with long-term cycling stability. Complementary to interlayer modulation, 3D architectures further aid in hosting multiple ions by shortening diffusion pathways and buffering structural changes. Notably, porous aromatic framework-templated carbon with interlayer distances reaching 0.428 nm supported high-performance Li-ion microcapacitors with excellent volumetric energy density and robust cycling.<sup>309</sup>

The implementation of heteroatom doping (*e.g.*, N, B, P, S, and O) introduces electronic structure modulation, defects, and additional redox-active sites, further tuning the anode's electrochemical response in multi-ion systems.<sup>310</sup> For example, Shen *et al.*<sup>311</sup> developed LiV<sub>3</sub>O<sub>4</sub> nanoparticles encapsulated within N-doped carbon nanowires, achieving a blend of intercalation and pseudocapacitive behavior with a high energy density of 136.4 Wh kg<sup>-1</sup> in LIHCs (Fig. 17a). However, excessive doping may lead to structural disorder and reduced conductivity, underscoring the need for controlled dopant distribution in multi-ion environments. This challenge is adeptly addressed by precision doping architectures: Hu *et al.*<sup>312</sup> demonstrated that phosphorus/nitrogen co-doped hierarchical porous carbon nanofibers (PN-HPCNFs) reduce K<sup>+</sup> diffusion barriers to 0.12 eV and enhance K<sup>+</sup> adsorption energy (−2.30 eV) *via* DFT calculations, enabling a potassium ion hybrid capacitor with 191 Wh kg<sup>-1</sup> at 7560 W kg<sup>-1</sup> and 82.3% capacity retention over 8000 cycles. Extending this paradigm to diverse ion carriers, the same group implanted Mn single atoms in N,F-codoped carbon nanosheets (MnSAs/NF-CNs), where Mn-N<sub>4</sub> sites simultaneously minimize Na<sup>+</sup> diffusion barriers (0.11 eV) and maximize ClO<sub>4</sub><sup>-</sup> adsorption energy (−0.98 eV). This dual-ion optimization yielded SHICs with 197 Wh kg<sup>-1</sup> at 9350 W kg<sup>-1</sup> and 85.2% capacity retention after 10 000 cycles (Fig. 17b). Collectively, these advances underscore how atomic-scale doping and hierarchical design concertedly regulate divergent ion carriers (cations/anions), unlocking high-energy, high-power, and durable hybrid storage.

Transitioning beyond carbon systems, titanium-based materials such as TiO<sub>2</sub> and Li<sub>4</sub>Ti<sub>5</sub>O<sub>12</sub> (LTO) offer robust frameworks and pseudocapacitive-intercalation hybrid behavior across multiple alkali ions.<sup>313</sup> Despite their intrinsic low conductivity, innovative composite architectures have overcome this limitation. Li *et al.*<sup>314</sup> utilized a MOF-templated approach to synthesize TiO<sub>2</sub>/C heterostructures with 3D conductive networks, elevating Na<sup>+</sup> pseudocapacitive contributions to 82% and delivering 142.7 Wh kg<sup>-1</sup> at 250 W kg<sup>-1</sup> with over 90% retention across 10 000 cycles by optimizing Na<sup>+</sup> and electron co-transport. Similarly, Zhao *et al.*<sup>315</sup> regulated K<sup>+</sup> carrier kinetics in carbon-coated K<sub>2</sub>Ti<sub>2</sub>O<sub>5</sub>



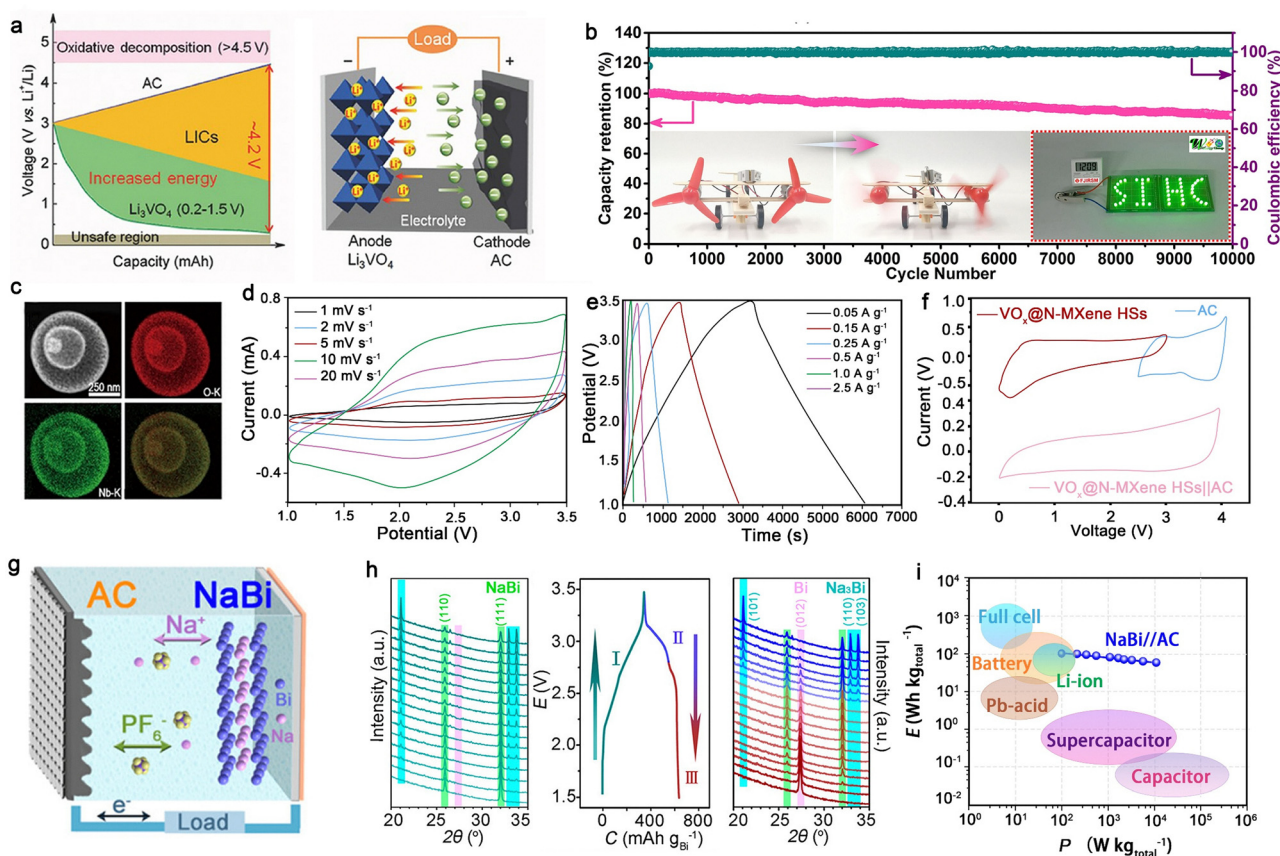


Fig. 17 (a) Voltage profiles and electrochemical reaction mechanism of novel LICs. Reproduced with permission from ref. 311. Copyright 2017, Wiley. (b) Long-term cycle performance of the SIHCs at  $1 \text{ A g}^{-1}$ . Inset: Photograph of the miniature twin-engined aircraft and LED arrays powered by our SIHC device. Reproduced with permission from ref. 312. Copyright 2021, Royal Society of Chemistry. (c) STEM mapping images of  $3\text{S-Nb}_2\text{O}_5\text{-HoMSs}$ . (d) CV curves at different scan rates of the  $3\text{S-Nb}_2\text{O}_5\text{-HoMSs//AC}$  LIC device. (e) Galvanostatic charge–discharge curves at different current densities. Reproduced with permission from ref. 319. Copyright 2020, Wiley. (f) CV curves at  $2 \text{ mV s}^{-1}$  of the  $\text{VO}_x\text{@N-MXene HSs//AC}$  device. Reproduced with permission from ref. 320. Copyright 2024, Wiley. (g) Schematic illustration of an SIHCs. (h) *In situ* XRD patterns during charge and discharge, and the corresponding charge/discharge profile of the SIHCs at  $40 \text{ mA g}^{-1}$ . (i) Energy and power densities of the SIHCs in comparison with other energy storage systems based on total mass of active materials. Reproduced with permission from ref. 328. Copyright 2018, American Chemical Society.

microspheres (S-KTO@C), where a 10-nm carbon layer expedited electron transfer while porous microstructures shortened solid-state  $\text{K}^+$  diffusion paths, transforming storage to surface-dominated pseudo-capacitance (48.6% at  $0.1 \text{ mV s}^{-1}$ ). This balanced dual-carrier flow yielded  $57.4 \text{ Wh kg}^{-1}$  at  $1.74 \text{ kW kg}^{-1}$  and maintained 80.3% capacity after 3000 cycles in PIHCs. Additional carrier-specific optimization was demonstrated by Li's group,<sup>308</sup> who embedded nanoscale LTO in mesoporous carbon frameworks (n-LTO@MC), facilitating a 100-fold increase in  $\text{Li}^+$  diffusion through hierarchical pores spanning 2–100 nm. Meanwhile, Xiao *et al.*<sup>316</sup> designed  $\text{FeS}_2/\text{TiO}_2$  heterostructures derived from ilmenite, which significantly reduced the  $\text{Na}^+$  diffusion barrier from 0.78 eV to 0.42 eV through interfacial carrier modulation. This strategy not only improved ion transport kinetics but also achieved a remarkable cost reduction of five orders of magnitude, underscoring the economic viability of engineered multi-ion carrier architectures for large-scale energy storage applications.

Beyond conventional anodes, emerging 2D transition metal carbides and nitrides (MXenes), particularly  $\text{Ti}_3\text{C}_2\text{T}_x$ , have demonstrated exceptional promise as multi-ion carrier hosts

due to their metallic conductivity ( $> 6000 \text{ S cm}^{-1}$ ), surface-rich chemistry, and tunable interlayer spacing. However, restacking tendencies hinder their ion-accessible surface area, necessitating deliberate morphological control. Fan *et al.*<sup>317</sup> addressed this by combining nitrogen doping with 3D-printed porous frameworks (5–50  $\mu\text{m}$ ), where the N dopants optimized surface charge states for ion adsorption and the macro-porous architecture facilitated rapid transport. This design tripled areal energy density to  $1.18 \text{ mWh cm}^{-2}$  while maintaining 75% capacity after 3500 cycles through balanced multi-ion flux. Furthermore, Fang's group<sup>318</sup> fabricated MXene-based three-dimensional sphere-tube superstructures using a spray-freeze-drying technique. In this architecture, curvature-induced strain with radii below 10 nm effectively suppressed layer restacking and significantly enhanced  $\text{K}^+$  transport by shortening ion diffusion pathways by approximately 60%. As a result, the device exhibited outstanding cycling stability over 10 000 cycles with negligible capacity degradation. This work illustrates the critical role of geometric confinement and interface engineering in enabling long-term, high-rate performance in multi-ion energy storage systems.



In the context of multi-ion carrier power supply devices, conversion-type anode materials such as metal oxides, sulfides, and selenides have gained significant attention for their ability to store charge through multi-electron transfer mechanisms. These processes typically involve the breaking and reformation of chemical bonds, enabling higher specific capacities compared to intercalation-type materials. This mechanism affords them exceptionally high theoretical capacities, a key advantage in devices where energy density is a crucial parameter. However, their practical application remains significantly hindered by intrinsic limitations, including drastic volume expansion (>200%), low electronic conductivity, and sluggish ion diffusion kinetics, all of which are exacerbated in multi-ion systems where simultaneous cation and anion transport must be finely balanced.

To tackle these challenges, structural engineering strategies have been adopted to facilitate efficient multi-ion transport while preserving mechanical and electrochemical integrity. A representative example is the triple-shelled Nb<sub>2</sub>O<sub>5</sub> hollow microspheres (Fig. 17c) developed by Bi and co-workers,<sup>319</sup> featuring 20–50 nm inter-shell spacing that enhances Li<sup>+</sup> diffusivity by fivefold. The LIHCs achieved capacitive–pseudocapacitive hybrid storage through a dual-carrier synergy mechanism (Fig. 17d and e), where rapid PF<sub>6</sub><sup>−</sup> adsorption at the cathode synergized with slow Li<sup>+</sup> intercalation at the anode, maintaining 89% capacity retention over 10 000 cycles at 1 A g<sup>−1</sup>. However, the system still exhibited a relatively high charge transfer resistance (~148 Ω), highlighting the need for further optimization of interfacial ion transport pathways within multi-ion architectures. In response to this limitation, subsequent research has focused on reducing interfacial resistance and improving ionic/electronic coupling. For instance, Yuan *et al.*<sup>320</sup> developed amorphous vanadium oxide hollow spheres encapsulated in an N-doped MXene (VO<sub>x</sub>@N-MXene HSS). Guided by machine learning-assisted molecular simulations, the study revealed that amorphization induces abundant structural defects and short-range Na<sup>+</sup> diffusion pathways, significantly enhancing Na<sup>+</sup> mobility (Fig. 17f). The resulting SIHCs delivered a high energy density of 198.3 Wh kg<sup>−1</sup> along with outstanding long-term cycling stability, retaining 81.8% of its capacity after 8000 cycles. Liu *et al.*<sup>321</sup> addressed this by coupling MnO with reduced graphene oxide (rGO) and introducing oxygen vacancies, effectively lowering interfacial resistance by 83% and accelerating Li<sup>+</sup> adsorption kinetics. Nevertheless, the system still experienced substantial volumetric strain (~20%), which compromised initial coulombic efficiency. To mitigate such mechanical instability, Cheng *et al.*<sup>322</sup> introduced a zero-strain CdNb<sub>2</sub>O<sub>6</sub> anode, leveraging a robust Nb–O framework to confine structural expansion to <1%, achieving a high coulombic efficiency of 97.4%. This development marks a critical benchmark in the realization of high-rate, durable anodes for alkali-ion hybrid capacitors, where strain minimization is essential to accommodate repeated multi-ion fluxes.

Beyond oxides, transition metal sulfides and selenides present another class of conversion-type materials with favorable conductivity and cost-effectiveness.<sup>323,324</sup> Yet, their structural

degradation upon cycling presents a persistent barrier, especially under the demanding conditions of dual-ion transport. To address this, advanced architecture and heterointerface designs have been adopted. Zhao *et al.*<sup>325</sup> engineered a two-dimensional MoSe<sub>2</sub>/graphene heterostructure with spatially decoupled electron and ion channels, where the enlarged inter-layer spacing enhanced Na<sup>+</sup> diffusion and the conductive graphene backbone (>10<sup>3</sup> S cm<sup>−1</sup>) supported rapid charge transport. This hybrid architecture delivered stable operation with an energy density of 43 Wh kg<sup>−1</sup> at an ultra-high-power density of 10 752 W kg<sup>−1</sup> over 5000 cycles, demonstrating how spatial ion–electron separation can optimize multi-ion dynamics. Further progress has been achieved in potassium-based systems, where the large ionic radius of K<sup>+</sup> poses significant diffusion and strain challenges. Ge *et al.*<sup>326</sup> addressed this by constructing a three-dimensional FeSe<sub>2</sub>/N-doped carbon composite, where quantum tunneling pathways facilitated rapid electron transport and defect engineering lowered the K<sup>+</sup> adsorption barrier, sustaining a high capacity of 158 mAh g<sup>−1</sup> at 2 A g<sup>−1</sup> despite enduring ~200% volume expansion. Chen *et al.*<sup>327</sup> advanced the design by creating one-dimensional aligned NbSe<sub>2</sub>/NSE carbon nanofibers (NSECNFs), where 2.1 nm carbon nanochannels and delocalized charge distributions enabled directional K<sup>+</sup> diffusion. Meanwhile, strong Se–C bonds buffered lattice strain, ensuring an impressive 83% capacity retention after 10 000 cycles in PIHCs.

Alloy-type anodes have garnered significant attention in the development of multi-ion carrier power supply devices due to their capability to undergo multi-electron alloying reactions, thereby delivering exceptionally high theoretical capacities. In the context of multi-ion hybrid capacitors, these materials hold promise for bridging the energy–power gap by facilitating simultaneous accommodation of multiple charge carriers. However, their practical deployment is impeded by inherent mechanical and interfacial instabilities. The substantial volume fluctuations associated with repeated alloying/dealloying reactions disrupt both electronic percolation networks and ion transport pathways, leading to loss of electrical contact, hindered ion diffusion, and eventual device failure. To address these limitations, Yuan *et al.*<sup>328</sup> introduced a presodiated porous NaBi anode paired with an AC cathode in a diglyme-based electrolyte (Fig. 17g). *In situ* XRD and SEM characterization methods revealed that the dynamically evolving 3D porous network effectively accommodated the substantial volume expansion, reaching up to 256% during the Bi to Na<sub>3</sub>Bi phase transition, while simultaneously facilitating rapid Na<sup>+</sup> diffusion through continuous ion pathways and maintaining structural integrity during cycling (Fig. 17h). As a result, the resulting SIHCs achieved a high specific capacity of 298 mAh g<sup>−1</sup> at 2 A g<sup>−1</sup>, a power density of 11.1 kW kg<sup>−1</sup>, an energy density of 106.5 Wh kg<sup>−1</sup> (Fig. 17i), and outstanding cycling stability with 98.6% capacity retention over 1000 cycles. These findings underscore the effectiveness of porous alloy architectures in synchronizing Na<sup>+</sup> transport with capacitive PF<sub>6</sub><sup>−</sup> adsorption processes. Despite these advances, mechanical instability during long-term cycling remains a key concern. To further improve cycling



durability, Chojnacka *et al.*<sup>329</sup> developed a holistic optimization strategy based on Sn<sub>4</sub>P<sub>3</sub> alloy anodes. Their approach combined three key design elements into a unified framework. First, a continuous three-dimensional conductive network was constructed using glucose-derived hydrothermal carbon, which improved electronic conductivity and structural integrity. Second, the anode-to-cathode capacity ratio ( $Q^-/Q^+$ ) was precisely regulated to ensure balanced charge distribution and mitigate localized overpotentials. Third, controlled pre-sodiation of the Sn<sub>4</sub>P<sub>3</sub> anode was employed to tailor the initial sodiation kinetics and promote stable interfacial formation. This integrated strategy successfully limited volume expansion to 67%, suppressed the formation of metallic sodium, and facilitated the development of a robust SEI during extended cycling. As a result, the optimized SIHCs achieved a high-capacity retention rate of 80% after 10 000 cycles, underscoring the crucial role of simultaneously regulating electronic and ionic transport channels in alloy-based AMIHCs to enable stable long-term energy storage.

Building on this foundation, Lin *et al.*<sup>330</sup> proposed a dual-carrier synergy strategy using a bismuth-based anode to further unlock the potential of alloy-type materials in multi-ion configurations. By encapsulating Bi nanoparticles within a lignin-derived, three-dimensional nitrogen-doped porous carbon matrix (Bi@LNPC), they achieved a highly interconnected electronic framework and ample ion-accessible surfaces. The hierarchical porosity reduced Na<sup>+</sup> diffusion distances, while nitrogen doping introduced abundant defect sites that enhanced interfacial ion adsorption and charge transfer. This rational design enabled Bi@LNPC//AC SIHCs to operate efficiently over a wide voltage range (1.0–3.8 V), delivering an energy density of 63 Wh kg<sup>-1</sup> at a power density of 680 W kg<sup>-1</sup> and maintaining 87% capacity retention over 3000 cycles.

Altogether, the development of anode materials for AMIHCs highlights the critical need to regulate multi-ion transport within structurally and chemically adaptable host frameworks. As systems increasingly exploit multiple alkali ions to optimize the energy-power trade-off, the anode must function not merely as a storage site, but as an active interface where electron-ion coupling, mechanical robustness, and interfacial kinetics are synergistically engineered. Achieving high-performance AMIHCs thus relies not only on the intrinsic properties of anode materials, but also on their ability to dynamically accommodate diverse ionic species under complex electrochemical conditions. These insights redefine the anode as a tunable, ion-responsive domain essential to unlocking the full potential of multi-ion carrier power supply devices.

**4.1.2. Ammonium ion hybrid capacitors.** Ammonium ion hybrid capacitors (AmIHCs) have emerged as a distinctive subclass within the broader category of multi-ion carrier power supply devices, offering a compelling combination of sustainability, safety, and fast ion transport. As monovalent systems operating in aqueous electrolytes, AmIHCs benefit from the small size, high mobility, and strong hydration of NH<sub>4</sub><sup>+</sup> ions, which facilitate rapid charge transport and enable the use of low-cost, earth-abundant, and non-toxic materials. Although they generally exhibit lower energy densities compared to alkali

metal-based counterparts, their superior power density and cycle life position them as ideal candidates for next-generation energy storage systems focused on high-rate operation and environmental compatibility. Importantly, the multi-ion nature of AmIHCs allows them to function not only as standalone devices but also as synergistic components within hybrid multi-ion architectures, where the presence of NH<sub>4</sub><sup>+</sup> can enhance the electrochemical dynamics of coexisting ionic species.

The charge-storage processes in AmIHCs can involve four primary mechanisms that have been identified to date: (i) NH<sub>4</sub><sup>+</sup> intercalation–deintercalation, (ii) cooperative NH<sub>4</sub><sup>+</sup>/H<sup>+</sup> co-insertion–extraction, (iii) surface adsorption–desorption, and (iv) conversion reactions. A representative intercalation-type cell is illustrated in Fig. 18a, in which layered δ-MnO<sub>2</sub> serves as the cathode, activated carbon cloth (ACC) as the anode, and (NH<sub>4</sub>)<sub>2</sub>SO<sub>4</sub> as the electrolyte.<sup>331</sup> During discharge, NH<sub>4</sub><sup>+</sup> ions insert into the interlayer galleries of δ-MnO<sub>2</sub>, while SO<sub>4</sub><sup>2-</sup> anions are electrostatically adsorbed on the ACC surface. The charge process proceeds in the reverse direction, with NH<sub>4</sub><sup>+</sup> de-intercalation from δ-MnO<sub>2</sub> and desorption of SO<sub>4</sub><sup>2-</sup> from the ACC anode. Throughout cycling, NH<sub>4</sub><sup>+</sup> shuttles reversibly between the electrolyte and the δ-MnO<sub>2</sub> host; its insertion is accompanied by reversible formation and rupture of hydrogen bonds within the MnO<sub>2</sub> layers. Fig. 18b summarizes the proposed NH<sub>4</sub><sup>+</sup>-storage mechanism. In the initial discharge, pristine δ-MnO<sub>2</sub> accommodates NH<sub>4</sub><sup>+</sup> ions and likely co-intercalated water molecules, within its interlayer space. During subsequent charging, most of these NH<sub>4</sub><sup>+</sup> ions are extracted, whereas a small fraction, together with interlayer water, remains hydrogen-bonded to adjacent MnO sheets. These residual species stabilize the metastable δ phase and facilitate the highly reversible NH<sub>4</sub><sup>+</sup> intercalation–deintercalation observed in later cycles, thereby underpinning the excellent cyclability of the AmIHCs.

The practical realization of high-performance AmIHCs hinges on the development of electrode materials capable of reversibly hosting NH<sub>4</sub><sup>+</sup> ions while maintaining structural integrity and facilitating fast electron/ion transport. Intercalation-type materials, particularly those with layered structures, have attracted significant attention owing to their tunable interlayer spacing, pseudocapacitive charge storage capability, and the potential for structural modulation to enhance electrochemical performance. Nonetheless, many of these materials suffer from low intrinsic conductivity and limited rate capability, prompting efforts toward compositional engineering and interface optimization.

Among transition metal oxides, manganese dioxide (MnO<sub>2</sub>) is a widely studied positive electrode material due to its low cost, high theoretical capacity, and favorable 2D ion diffusion channels. The dynamic formation and disruption of hydrogen bonds within its interlayers facilitate NH<sub>4</sub><sup>+</sup> intercalation while buffering volume changes and maintaining ion transport pathways. For instance, Chen *et al.*<sup>331</sup> addressed these challenges by constructing a δ-MnO<sub>2</sub>/activated carbon cloth composite, which achieved an areal energy density of 861.2 μWh cm<sup>-2</sup> and retained 72.2% capacity after 5000 cycles, demonstrating the effectiveness of combining pseudocapacitive oxides with conductive frameworks. Complementary strategies have also emerged. Liu *et al.*<sup>332</sup> constructed a MnO<sub>x</sub>/MnS<sub>2</sub> p–n junction cathode, where the built-





Fig. 18 (a) Schematic illustration of the designed aqueous  $\delta$ -MnO<sub>2</sub>//ACC AmlHCs; (b) schematic illustration of the NH<sub>4</sub><sup>+</sup> ion storage mechanism in the layered  $\delta$ -MnO<sub>2</sub>. Reproduced with permission from ref. 331. Copyright 2022, Wiley. (c) GCD profiles at different current densities; (d) cycling stability at current density of 20 A g<sup>-1</sup> demonstrate bending destructive tests of PTCDI//MnO<sub>x</sub>/MnS<sub>2</sub>-400 pouch-type HSC by driving electric fans at different bending angles. Reproduced with permission from ref. 332. Copyright 2025, Elsevier. (e) CV profiles of MC700 with various electrolytes; (f) CV curves at various potential windows; (g) GCD curves at various potential windows. Reproduced with permission from ref. 336. Copyright 2022, Wiley.

in electric field (BIEF) at the junction interface accelerated NH<sub>4</sub><sup>+</sup> migration and enabled *in situ* stabilization. This design achieved both high capacities, with values of 838.56 F g<sup>-1</sup> or 186.35 mAh g<sup>-1</sup> at 1 A g<sup>-1</sup>, and exceptional long-term stability, retaining 96.42% of its capacity over 40 000 cycles (Fig. 18c and d). In addition, the system delivered an energy density of 79.57 Wh kg<sup>-1</sup>, demonstrating the effectiveness of interfacial field modulation in multi-ion storage systems. Vanadium oxides offer a different advantage by supporting multiple charge storage modes, including intercalation and pseudo-capacitance. Nevertheless, their limited electronic conductivity and phase instability remain major obstacles. Researchers have tackled these issues through strategies such as Co<sup>2+</sup> pre-intercalation in VO<sub>2</sub> nanorods to enhance conductivity and inhibit vanadium dissolution, achieving improved areal capacitance and prolonged cycling.<sup>333</sup> Another effective approach involved synthesizing R-V<sub>10</sub>O<sub>24</sub> nanowires, which utilize hydrogen bonding to stabilize NH<sub>4</sub><sup>+</sup> intercalation, enabling high capacity (203.1 mAh g<sup>-1</sup> at 0.3 A g<sup>-1</sup>) and 97.6% retention after 20 000 cycles.<sup>334</sup>

Tungsten trioxide (WO<sub>3</sub>), known for its robust NH<sub>4</sub><sup>+</sup> intercalation and high theoretical capacity, is similarly constrained by sluggish ion transport and low electronic conductivity. These issues were addressed by Chen *et al.*<sup>335</sup> through the pre-intercalation of NH<sub>4</sub><sup>+</sup> into hexagonal WO<sub>3</sub> (h-WO<sub>3</sub>). First-principles calculations indicated that the presence of hydrogen bonding within the structure significantly reduces the diffusion barrier, thereby facilitating more efficient ion transport. This resulted in enhanced areal capacitance and superior durability over 13 600 cycles, further confirming the feasibility of structural pre-intercalation strategies in optimizing NH<sub>4</sub><sup>+</sup> kinetics. Similarly, molybdenum-based materials such as MoO<sub>3</sub> and MoS<sub>2</sub> offer high capacities and flexible interlayer tunability. MoS<sub>2</sub>'s intrinsic conductivity supports rapid charge transport, yet its accessibility to NH<sub>4</sub><sup>+</sup> ions is limited by interlayer constraints. MoO<sub>3</sub>, although chemically compatible, suffers from solubility issues and structural instability. Dai *et al.*<sup>336</sup> mitigated these drawbacks by fabricating a thermally treated MoO<sub>3</sub>@C composite enriched with oxygen vacancies, which improved ion accessibility and promoted fast NH<sub>4</sub><sup>+</sup> diffusion, achieving stable



cycling and excellent rate performance (Fig. 18e–g). The strategy was further extended to a MoS<sub>2</sub>@PANI composite featuring a core–shell structure, whose high conductivity and porous morphology enabled exceptional capacitance and long-term durability over 10 000 cycles.<sup>337</sup> These advances illustrate the pivotal role of interface design and heterostructure engineering in tailoring AmIHC electrode behavior.

Transition metal sulfides (TMSs) have garnered significant interest as electrode materials for AISCs due to their high electrical conductivity, diverse redox states, and structural tunability. However, their tendency toward structural degradation impairs cycling performance. Wu *et al.*<sup>338</sup> overcame these limitations using pseudocapacitive CuCo<sub>2</sub>S<sub>4</sub> nanowires grown on carbon paper. NH<sub>4</sub><sup>+</sup> storage in this system is facilitated by strong hydrogen-bonding interactions (N–H...S) and directional charge transfer to Co sites. DFT simulations confirmed a high NH<sub>4</sub><sup>+</sup> adsorption energy (–3.48 eV), leading to exceptional electrode capacity (1512 C g<sup>–1</sup> at 1 A g<sup>–1</sup>), an energy density of 74.17 Wh kg<sup>–1</sup>, and 83.28% capacitance retention after 10 000 cycles. In addition to metal oxides and sulfides, layered double hydroxides (LDHs) are recognized for their multi-electron redox behavior and anion exchange capacity. Nonetheless, low conductivity and structural instability limit their use. Wang *et al.*<sup>339</sup> addressed this by electrochemically reconstructing Co–Fe LDHs, introducing oxygen vacancies and hierarchical porosity. The resulting material delivered a threefold increase in reversible NH<sub>4</sub><sup>+</sup> storage, with high specific capacitance, energy density, and cycling durability in AmIHC devices.

Beyond conventional intercalation hosts, emerging materials such as polyoxometalates (POMs) are being explored for their surface-mediated pseudocapacitive behavior. While bulk intercalation is limited by poor structural stability and small diffusion channels, surface-functionalization strategies offer a viable alternative. To address these challenges, Chen *et al.*<sup>337</sup> introduced phosphate-functionalized α-MoO<sub>3</sub> anodes, which promote NH<sub>4</sub><sup>+</sup> storage through surface phosphate–oxygen coordination. This design bypasses the limitations of bulk intercalation by enabling interfacial pseudo-capacitance, thereby enhancing both ion accessibility and electrochemical performance. The resulting AmIHCs achieved an exceptional areal capacitance of 15.3 F cm<sup>–3</sup> at a current density of 2 mA cm<sup>–2</sup>, representing a threefold improvement over pristine α-MoO<sub>3</sub>. In addition, the system demonstrated an energy density of 2.48 mWh cm<sup>–2</sup> and retained 82% of its initial capacity after 3000 charge–discharge cycles, indicating strong cycling stability. While this strategy significantly improved capacity, the moderate cycle stability indicates that further refinement is needed for long-term operation. Liang *et al.*<sup>340</sup> advanced POM-based electrode design by employing Keggin-type polyoxometalates with exposed Mo–O<sub>x</sub> surface sites capable of forming hydrogen bonds with NH<sub>4</sub><sup>+</sup>. This strong interfacial interaction minimizes structural distortion during cycling and enables dominant pseudocapacitive behavior. As a result, the AmIHC achieved an ultrahigh specific capacity of 619.4 mAh g<sup>–1</sup> at 1 A g<sup>–1</sup>, exceptional cycling stability with 100% capacity retention over 20 000 cycles at 10 A g<sup>–1</sup>, and a high energy density of 125.3 Wh kg<sup>–1</sup> in asymmetric configurations.

Metal–organic frameworks (MOFs), often explored for EDLC behavior, can also be tailored for pseudocapacitive NH<sub>4</sub><sup>+</sup> storage through structural and electronic modifications. However, their practical application is often constrained by suboptimal NH<sub>4</sub><sup>+</sup> storage capacity and sluggish ion diffusion kinetics. Gao *et al.*<sup>341</sup> developed a two-dimensional conjugated MOF cathode, namely<sup>336</sup> iodine-embedded Cu-HHB (Cu-HHB/I<sub>2</sub>). DFT calculations indicated a strong affinity between polyiodide species and the Cu–O<sub>4</sub> coordination environment, with an adsorption energy of 1.68 eV, underscoring the material's capacity to stably accommodate iodine species and facilitate efficient redox activity. This design facilitated reversible polyiodide redox reactions and promoted efficient NH<sub>4</sub><sup>+</sup> storage, leading to a significant enhancement in cathodic capacity. However, optimizing a single electrode, especially the cathode, proved inadequate for achieving well-balanced and high-performance energy storage, highlighting the need for coordinated electrode and electrolyte engineering. The device's limited voltage window and overall energy density remained bottlenecks. Recognizing this, Huang *et al.*<sup>342</sup> advanced the anode design by constructing hierarchical porous carbon nanofibers embedded with one-dimensional conjugated Ni-BTA MOFs (HPCNFs@Ni-BTA). Their DFT results showed that the symmetric NiN<sub>4</sub> coordination units exhibit balanced electron distribution, enabling enhanced NH<sub>4</sub><sup>+</sup> adsorption and fast kinetics through reversible C=N/C–N redox reactions at the anode. By pairing a high-capacity cathode with a redox-active anode, this dual-electrode optimization approach effectively overcomes the performance asymmetry seen in earlier MOF-based AmIHCs. This work exemplifies a rational design strategy that goes beyond traditional EDLC mechanisms, leveraging pseudocapacitive behavior in MOFs to maximize overall device efficiency within multi-ion carrier frameworks.

Collectively, these studies highlight the central importance of multi-ion carrier design in AmIHCs, where NH<sub>4</sub><sup>+</sup> serves as both a performance-enhancing and structure-defining component. The broad range of host materials, encompassing oxides, sulfides, MOFs, and POMs, highlights the intricate interdependence among ion transport pathways, redox processes, and structural evolution. Crucially, optimizing AmIHC performance requires not only high-capacity electrode materials but also a deep understanding of how NH<sub>4</sub><sup>+</sup> interacts at the molecular and interfacial levels. As such, AmIHCs offer a rich platform for exploring multi-ion transport mechanisms and represent a vital branch of multi-ion carrier power supply devices poised for sustainable and high-power energy applications.

#### 4.2. Multivalent metal ion hybrid capacitors

Multivalent metal ion hybrid capacitors (MMIHCs) have emerged as a pivotal subclass within the broader family of hybrid capacitive energy storage devices. By incorporating multivalent cations such as Zn<sup>2+</sup>, Mg<sup>2+</sup>, Al<sup>3+</sup>, and Ca<sup>2+</sup> as charge carriers, these systems capitalize on the multi-electron redox capabilities intrinsic to higher-valency ions.<sup>79,343–345</sup> Each of these multivalent ions can transfer more than one electron per redox event, significantly increasing the theoretical capacity and volumetric energy density compared to their monovalent counterparts. When integrated



into asymmetric architectures that combine battery-type and capacitor-type components, MMIHCs can harness both faradaic and non-faradaic processes to yield electrochemical systems with hybridized kinetics and enhanced energy-power synergies.

However, the integration of multivalent ions introduces complex challenges that underscore the need for refined material and interface engineering. These ions often exhibit sluggish diffusion kinetics due to their high charge density, leading to elevated de-solvation energy barriers and increased interfacial charge-transfer resistance. Furthermore, mismatched kinetics between the slow faradaic reactions at battery-type electrodes and the rapid non-faradaic responses at capacitive electrodes complicate system-level optimization. To overcome these intrinsic limitations, the development of high-performance electrode materials with engineered ion transport pathways, as well as electrolytes capable of stabilizing and shuttling multivalent carriers efficiently, is imperative. This section provides a comprehensive examination of the design principles and electrochemical characteristics of representative MMIHC systems based on  $\text{Zn}^{2+}$ ,  $\text{Mg}^{2+}$ ,  $\text{Ca}^{2+}$ , and  $\text{Al}^{3+}$ , with a focus on how multi-ion carrier strategies have been leveraged to mitigate these issues and enhance overall device performance.

**4.2.1. Zn ion hybrid capacitors.** Among the diverse MMIHC configurations, Zn ion hybrid capacitors (ZIHCs) have emerged as one of the most extensively studied and practically viable systems. This prominence arises from their capacity to leverage the intrinsic benefits of  $\text{Zn}^{2+}$  ions, which include high theoretical capacity, low redox potential, intrinsic safety in aqueous media, and natural abundance.<sup>346</sup> ZIHCs are typically classified into two representative types based on their charge storage mechanisms, as illustrated in Fig. 19a and b. The first and most common configuration is shown in Fig. 19a. During the charging process,  $\text{Zn}^{2+}$  ions from the electrolyte are electrodeposited onto the metallic Zn anode, while the cathode, typically composed of carbon-based or pseudocapacitive materials, undergoes ion adsorption or surface redox reactions. Notably, the cathodic processes are more intricate. In addition to anion adsorption (such as  $\text{SO}_4^{2-}$ ),  $\text{Zn}^{2+}$  ions have also been reported to participate partially, where  $\text{Zn}^{2+}$  ions initially adsorbed onto the cathode surface may be released back into the electrolyte during charging. This behavior suggests that  $\text{Zn}^{2+}$  can play a dual role in the overall charge compensation process. An alternative configuration, as illustrated in Fig. 19b, employs a battery-type cathode paired with a capacitive anode. During charging,  $\text{Zn}^{2+}$  ions are extracted from the cathode into the electrolyte and subsequently adsorbed onto the surface of the anode. In the discharge process, these  $\text{Zn}^{2+}$  ions desorb from the anode and reinsert into the cathode. Compared to the conventional configuration, this design reverses the direction of  $\text{Zn}^{2+}$  migration, highlighting the versatility of  $\text{Zn}^{2+}$  transport and storage pathways that can be realized through strategic electrode and electrolyte engineering in ZIHC systems. This spatial and functional decoupling of charge storage processes between the two electrodes allows ZIHCs to transcend the rate limitations of single-ion systems, enabling high power output without compromising energy density.

Despite these advantages, ZIHCs face persistent challenges arising from the complex behavior of multivalent  $\text{Zn}^{2+}$  ions in concert with co-transported species. One of the foremost issues is the formation of Zn dendrites during repeated plating/stripping cycles, which can lead to internal short circuits and severely limit cycle life. Moreover, cathode degradation, electrolyte depletion, and parasitic side reactions (such as hydrogen evolution and Zn corrosion) further compromise the long-term stability and efficiency of the system. These degradation pathways are intimately connected to the complexities of multi-ion transport and interfacial reactivity, especially under conditions of high current density or extended cycling. This underscores the critical importance of precise regulation of ion flux and the interactions between electrodes and electrolytes.

Recent advancements in multi-ion carrier engineering have unveiled sophisticated mitigation strategies, including the design of three-dimensional zincophilic matrices with tailored nucleation sites, the development of dual-ion selective membranes to regulate carrier flux, and the formulation of eutectic electrolytes with optimized solvation structures to enhance  $\text{Zn}^{2+}$  transference numbers while suppressing parasitic side reactions. Particularly noteworthy are emerging cathode architectures employing heteroatom-doped carbon scaffolds and MXene-based composites, which not only provide expanded ion transport channels for multi-carrier systems but also introduce redox-active sites for synergistic  $\text{Zn}^{2+}/\text{H}^+$  co-storage, thereby amplifying both capacity and rate performance. These material innovations, coupled with advanced *operando* characterization techniques, are progressively unraveling the complex interphasial phenomena governing multi-ion carrier behavior, charting a course toward next-generation energy storage devices that fully exploit the thermodynamic and kinetic advantages of coordinated multi-ion transport mechanisms.

**4.2.1.1. Capacitor-type cathode materials.** Capacitive electrode materials serve as a foundational component in the development of ZIHCs, where their ability to regulate multi-ion carrier dynamics plays a pivotal role in balancing high-power output with sustained energy storage. In these hybrid systems, the electrochemical performance of the cathode fundamentally depends on its ability to synchronize rapid interfacial ion processes, including adsorption and desorption, with reversible redox reactions occurring within the bulk material. This coupling of surface-driven capacitive behavior and faradaic charge storage is essential for fully exploiting the benefits of multi-ion participation.

Typically, ZIHC cathode materials are categorized into carbon-based frameworks and non-carbon pseudocapacitive compounds. Regardless of the classification, their effectiveness depends on how efficiently they can accommodate multiple ionic species (e.g.,  $\text{Zn}^{2+}$ ,  $\text{H}^+$ , or anions) through a combination of rapid ion-accessible surface reactions and deeper structural redox activity. Such synergistic mechanisms not only enhance charge storage kinetics but also promote the comprehensive utilization of all available charge carriers, thereby optimizing the performance metrics of ZIHCs in both energy and power dimensions.



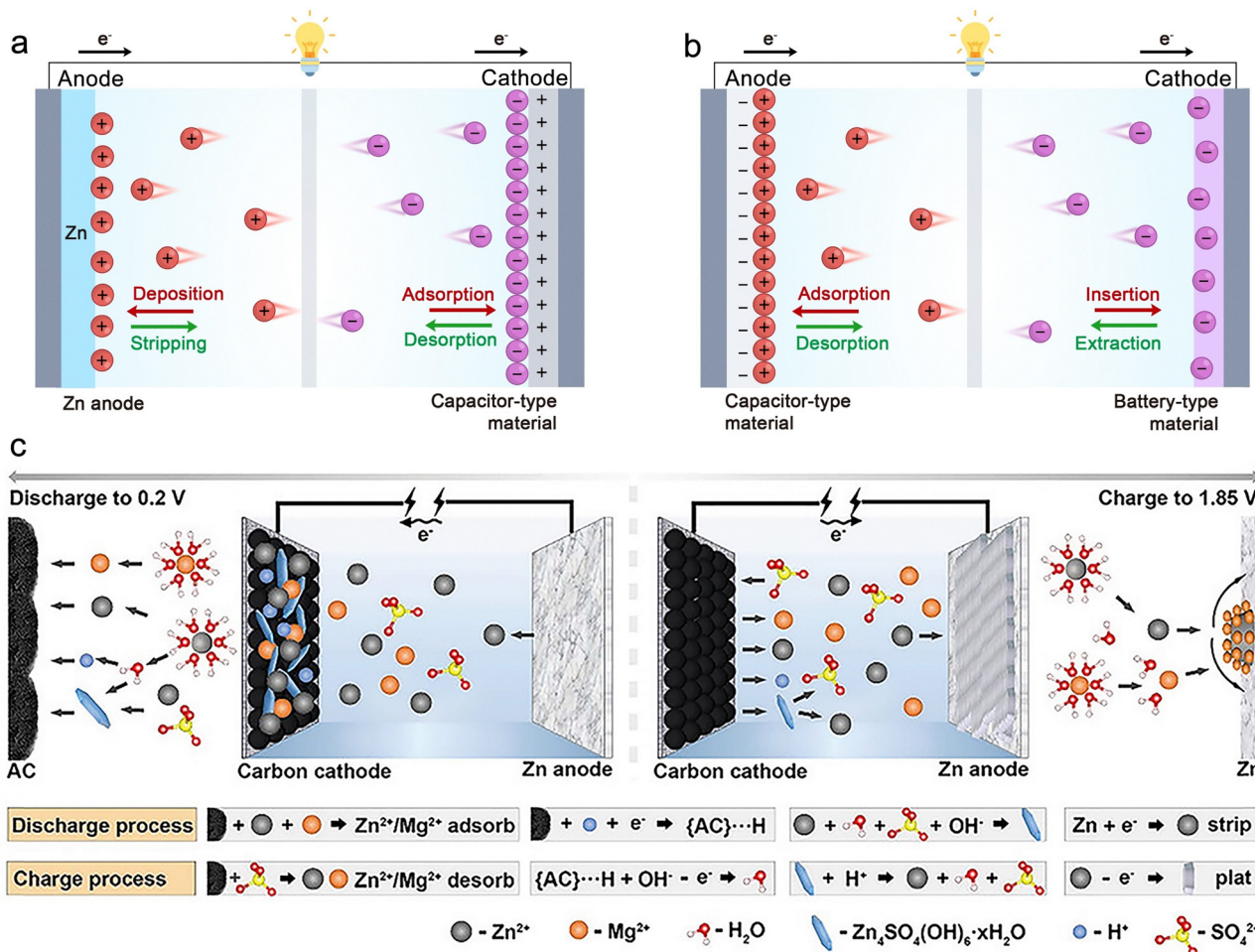


Fig. 19 Schematic illustrations of energy storage mechanisms in ZIHCs: (a) a configuration comprising a capacitive cathode (based on electric double-layer capacitance or pseudocapacitance) coupled with a zinc deposition/stripping anode. (b) An alternative design employing a battery-type cathode (involving  $Zn^{2+}$  intercalation/deintercalation) paired with a capacitive anode (EDLC or pseudocapacitive behavior). (c) Schematic of AC||ZnMg-0.1||Zn energy storage devices. Reproduced with permission from ref. 346. Copyright 2021, Wiley.

Among various capacitive architectures, carbon-based materials have emerged as the most extensively explored class due to their inherent conductivity, large specific surface area, and structural tunability. Traditional AC, while effective in facilitating EDLC, is constrained by single-ion mechanisms, thereby limiting its energy density. To overcome this bottleneck, recent research has focused on pseudocapacitive carbon frameworks engineered with heteroatom doping (N, O, P, and B) and hierarchical porosity. These modifications not only preserve high-rate performance but also introduce redox-active sites that accommodate multi-ion interactions. For example, Dong *et al.*<sup>347</sup> reported AC cathodes delivering  $84 \text{ Wh kg}^{-1}$  at  $14.9 \text{ kW kg}^{-1}$ , though ion diffusion limitations emerged at high rates due to insufficient multi-ion engagement. To address such kinetic barriers, Sun *et al.*<sup>348</sup> developed a multifunctional electrolyte additive based on erythritol (Eryt), which effectively reconstructs the solvation structure of  $Zn^{2+}$ , lowers the de-solvation energy barrier, suppresses Zn dendrite growth and side reactions, and disrupts the hydrogen-bond network of water molecules, thereby reducing the electrolyte's freezing point to below  $-50 \text{ }^\circ\text{C}$  and enabling

excellent low-temperature performance. As a result, a ZIHC utilizing AC in  $ZnSO_4 + 0.8 \text{ M Eryt}$  retained 98.2% of its capacity after 30 000 cycles at room temperature and maintained 94.8% even at  $-20 \text{ }^\circ\text{C}$ . Further refinement through multi-heteroatom doping has proven especially effective. Lee *et al.*<sup>349</sup> developed activated carbon cathodes co-doped with phosphorus and boron, where the synergistic redistribution of charge notably improved both electrical conductivity and affinity for the electrolyte. This resulted in excellent capacity retention ( $> 30\ 000$  cycles) and a high-rate performance of  $84.0 \text{ mAh g}^{-1}$  at  $10 \text{ A g}^{-1}$ , clearly illustrating the potential of atomic-level tailoring to optimize multi-ion adsorption energetics. These breakthroughs underscore a paradigm shift toward multi-ion responsive electrode engineering, in which deliberate atomic-level modifications transform otherwise inert carbon matrices into dynamic platforms capable of bidirectional ion regulation.

Porous carbons (PCs), featuring finely engineered micro-, meso-, and macroporous structures, have emerged as highly effective platforms for accommodating multiple charge carriers in ZIHCS. Their hierarchical porosity enables both rapid ion



diffusion and abundant active sites, making them well-suited for facilitating multi-ion storage mechanisms involving  $\text{Zn}^{2+}$ ,  $\text{H}^+$ , or anions. Among various strategies, oxygen-rich PCs have demonstrated particular promise. For example, Yin *et al.*<sup>350</sup> showed that introducing oxygen-containing functional groups, combined with a carbon coating to suppress Zn dendrite formation, enabled stable  $\text{H}^+$ /O-based redox reactions and delivered superior energy densities. To overcome the inherent drawbacks of some biomass precursors, including low specific surface area and insufficient pore formation, Lu *et al.*<sup>351</sup> designed a biomass-derived porous carbon through a combined approach involving hydrothermal modification, carbonization, and activation. The resulting material exhibited enhanced porosity and achieved a high specific capacitance of  $339.8 \text{ F g}^{-1}$  at  $0.5 \text{ A g}^{-1}$  in  $6 \text{ M KOH}$ . In parallel, Li *et al.*<sup>352</sup> successfully developed a 3D tremella-like PC-825 with a hollow structure *via* a  $\text{NaCl}/\text{K}_2\text{C}_2\text{O}_4$ -assisted one-step oxidative activation strategy. The key innovation of this material lies in its hierarchical porosity (coexistence of micro-, meso-, and macropores) and an expanded interlayer spacing of  $0.384 \text{ nm}$ , enabling a high specific capacity of  $193.1 \text{ mAh g}^{-1}$  when applied as a cathode in ZIHCs. Sustainable synthesis routes have further diversified the PC design space. For instance, lignosulfonate-derived nitrogen/oxygen co-doped porous carbons (LNPCs), prepared *via* supramolecular self-assembly, achieved  $266 \text{ F g}^{-1}$ .<sup>353</sup> Similarly, ZIF-8-derived hierarchical carbon microspheres developed by Liu *et al.*<sup>354</sup> combined heteroatom-rich surfaces with efficient ion transport pathways, delivering  $171.9 \text{ mAh g}^{-1}$ . Wang *et al.*<sup>355</sup> leveraged rice husks to fabricate a nitrogen/phosphorus/sulfur tri-doped hierarchical porous carbon (NPS-HPC) through potassium bicarbonate activation and *in situ* doping. The resulting ZIHCs exhibited a high specific capacity of  $198.56 \text{ mAh g}^{-1}$  at  $0.1 \text{ A g}^{-1}$ , alongside an energy density of  $167.69 \text{ Wh kg}^{-1}$  and a power density of  $19.64 \text{ kW kg}^{-1}$ . DFT calculations confirmed that the N/P/S co-doping significantly improved  $\text{Zn}^{2+}$  adsorption energy ( $0.987 \text{ eV}$ ), contributing to an outstanding capacity retention of  $99.98\%$  after  $23\,000$  cycles at  $5 \text{ A g}^{-1}$ . Moreover, hollow carbon architectures have shown additional benefits in ion accessibility and structural robustness. Fei *et al.*'s<sup>356</sup> bowl-shaped carbon structures and Du *et al.*'s<sup>344</sup> double-shell carbon spheres exemplify this approach, offering improved ion diffusion and mechanical stability under long-term cycling.

Beyond carbon systems, non-carbonaceous pseudocapacitive cathodes have broadened the capabilities of ZIHCs by exploiting robust faradaic interactions. Silicon, although conventionally hampered by sluggish ion mobility and limited electronic conductivity, has recently undergone a resurgence due to advances in defect engineering and electronic structure modulation. Guo *et al.*<sup>357</sup> employed silicene cathodes in conjunction with water-in-salt electrolyte, achieving  $10\,000$ -cycle stability and even  $112\%$  capacity retention. These performance gains were attributed to surface-dominated ion interactions, although intrinsic transport limitations persisted. To address these barriers, Deng *et al.*<sup>358</sup> introduced Mg-doped porous silicon, which enhanced electrical conductivity and ion transport by altering the electronic structure. This design

yielded an energy density of  $135.8 \text{ mJ cm}^{-2}$  and  $92\%$  retention over  $20\,000$  cycles, underscoring the effectiveness of defect engineering in expanding the ZIHC cathode landscape.

MXenes have emerged as a cornerstone material for advanced ZIHCs, offering a unique combination of high electrical conductivity, redox-active surface chemistry, and tunable interlayer spacing, which are all essential attributes for promoting efficient multi-ion transport. Li *et al.*<sup>359</sup> developed 3D  $\text{H}^+$ -intercalated  $\text{Ti}_3\text{C}_2\text{T}_x$  frameworks that facilitated efficient  $\text{Zn}^{2+}$  intercalation while significantly minimizing self-discharge, a critical requirement for ensuring stable operation in wearable and flexible electronic devices. Expanding MXene's utility, Jalal *et al.*<sup>360</sup> designed a photo-rechargeable ZIHC using Te-modified  $\text{Ti}_3\text{C}_2\text{T}_x$  photocathodes. Here, the MXene served dual roles: as a charge storage medium and a light-absorbing material. The hybrid structure achieved a  $50.86\%$  capacitance increase under illumination due to improved interlayer spacing and enhanced photoresponsivity. Further leveraging MXene's multifunctionality, Fang *et al.*<sup>361</sup> constructed a composite cathode by integrating NiMn-hexacyanoferrate with  $\text{Ti}_3\text{C}_2\text{T}_x$ , enabling a dual-ion storage mechanism involving  $\text{Zn}^{2+}$  and  $\text{H}^+$ . The electrolyte-driven transformation between  $\text{Zn}_4\text{SO}_4(\text{OH})_6 \cdot x\text{H}_2\text{O}$  (ZSH) and  $\text{Zn}_x\text{MnO}(\text{OH})_2$  (ZMO) significantly boosted energy density and charge/discharge kinetics. In an alternative application, Zhang *et al.* employed an MXene as a catalytic initiator in fast free radical polymerization (FRP) to prepare quasi-solid-state gel polymer electrolytes (GPEs) *in situ*. This design regulated  $\text{Zn}^{2+}$  flux, suppressed dendrite formation, and facilitated high-rate performance. The resulting ZIHC delivered  $105.5 \text{ Wh kg}^{-1}$  energy density,  $9231 \text{ W kg}^{-1}$  power density, and  $86\%$  capacity retention after  $50\,000$  cycles.<sup>362</sup>

Transition metal oxides, owing to their multivalent redox chemistry, have emerged as promising candidates for enhancing multi-ion transport and storage in ZIHCs. Manganese and vanadium oxides, in particular, exhibit rich oxidation states conducive to fast and reversible faradaic reactions. For instance, Wang *et al.*<sup>363</sup> reported a  $\text{MnO}_2$ -CNT cathode paired with a MXene anode, delivering an impressive energy density of  $98.6 \text{ Wh kg}^{-1}$  and excellent rate capability. To enhance  $\text{Zn}^{2+}$  transport, Zhang *et al.*<sup>364</sup> introduced  $\text{Fe}^{3+}$  into  $\text{MnO}_2$ , effectively expanding interlayer spacing. The Fe- $\text{MnO}_2$  cathode exhibited a high capacitance of  $1190 \text{ mF cm}^{-2}$  at  $2 \text{ mA cm}^{-2}$  and demonstrated excellent durability by retaining  $97.33\%$  of its capacity after  $10\,000$  cycles. Impressively, the flexible ZIHCs incorporating a PVA/CMC dual-network gel electrolyte maintained  $93.75\%$  capacity retention over  $15\,000$  cycles even under low-temperature conditions ( $-20 \text{ }^\circ\text{C}$ ) and mechanical bending. Vanadium oxides have likewise enabled novel functionalities: Boruah *et al.*<sup>365</sup> integrated a  $\text{V}_2\text{O}_5$  photoanode with an AC cathode to fabricate a photo-rechargeable ZIHC, achieving a  $63\%$  increase in capacity under illumination and enabling solar-driven self-charging. Xu *et al.*<sup>366</sup> further expanded the versatility of vanadium oxides by co-intercalating  $\text{Co}^{2+}$  and polyaniline (PANI) into  $\text{V}_2\text{O}_5$  to form  $\text{CoVO-PANI}$ , where  $\text{Co}^{2+}$  pillars expanded the interlayer spacing to  $1.41 \text{ nm}$ , and PANI enhanced electron transport. This synergy reduced the  $\text{Zn}^{2+}$  diffusion barrier and charge transfer resistance,



resulting in a high areal capacitance of  $847.3 \text{ mF cm}^{-2}$  and 81.37% retention after 20 000 cycles, with excellent flexibility under mechanical stress.

Electrolyte engineering plays a foundational role in advancing ZIHCs by enabling effective regulation of multiple ionic species, particularly  $\text{Zn}^{2+}$ ,  $\text{H}^+$ , and  $\text{SO}_4^{2-}$ . This regulation is essential for optimizing ion transport, improving interfacial compatibility, and enhancing electrochemical performance. By tailoring the solvation environment, ionic conductivity, and electrode–electrolyte interactions, multi-ion systems can be fine-tuned to overcome traditional trade-offs between energy density, cycling stability, and operational flexibility. A representative breakthrough comes from Wang *et al.*,<sup>367</sup> who developed a  $\text{ZnCl}_2$ -based water-in-salt hydrogel electrolyte embedded within a polyacrylamide (PAM) matrix. The PAM network features abundant layered and interconnected pores, which facilitate electrolyte infiltration and ion diffusion. The incorporation of  $\text{Cl}^-$  anions was particularly effective in inducing  $\text{Zn}^{2+}$  de-solvation, forming compact  $[\text{ZnCl}(\text{H}_2\text{O})_5]^+$  complexes that promoted uniform Zn plating/stripping behavior. This facilitated stable interface formation and improved ion accessibility to microporous carbon electrodes. As a result, the assembled ZIHCs delivered a high energy density of  $217 \text{ Wh kg}^{-1}$  and an exceptional cycling life of 100 000 cycles. Remarkably, the device also demonstrated excellent low-temperature performance, retaining 92.9% of its capacitance after over 40 000 cycles at  $-20 \text{ }^\circ\text{C}$ , with a high ionic conductivity of  $17.9 \text{ mS cm}^{-1}$ . Similarly, Huang *et al.* employed a phosphorene-assisted, high-concentration water-in-salt electrolyte to address the challenge of narrow electrochemical windows in aqueous systems.<sup>368</sup> The electrolyte's unique coordination environment suppressed water decomposition, extended the voltage window beyond the theoretical 1.23 V limit, and mitigated self-discharge through ion–solvent structure regulation. These studies collectively highlight the importance of solvation control and coordinated ion structuring in enhancing both thermodynamic stability and kinetic performance. Beyond solvation engineering, fine-tuning the anionic composition and electrode–electrolyte affinity offers another route to regulate multi-ion transport. In a Zn–TiN system, TiN's strong anion-binding capability enabled the formation of a dual-locking mechanism that stabilized  $\text{SO}_4^{2-}$  distribution within  $\text{ZnSO}_4$  electrolytes. This synergy between Zn anodes and the conductive TiN framework resulted in a capacitance of  $489.8 \text{ F g}^{-1}$  with 83.92% retention after 500 hours. Notably, TiN's high conductivity and fibrous morphology also allowed for scalable cathode loading ( $0.6\text{--}5.0 \text{ mg cm}^{-2}$ ), yielding a linear increase in discharge capacitance and a volumetric energy density of  $47.86 \text{ Wh L}^{-1}$ . When paired with a PAM-based gel electrolyte, the flexible device maintained  $354.3 \text{ F g}^{-1}$  over 3500 cycles under mechanical deformation, demonstrating excellent adaptability for wearable electronics.

Altogether, these advances underscore the transformative potential of electrolyte–electrode co-design in enabling high-performance ZIHCs. By harmonizing multi-ion flux regulation with conductive scaffold architectures, these systems not only suppress interfacial degradation and dendrite formation but

also achieve unprecedented integration of energy density, rate capability, and mechanical resilience.

**4.2.1.2. Battery-type anode materials.** In ZIHCs, battery-type anodes offer the advantage of high capacity through  $\text{Zn}^{2+}$  plating and stripping, yet they are inherently constrained by kinetic bottlenecks associated with competing ionic transport and unstable electrode–electrolyte interfaces. Unlike their capacitive cathode counterparts, which leverage rapid surface redox or ion adsorption processes, battery-type anodes engage in bulk electrochemical transformations. These reactions are inherently prone to challenges such as slow  $\text{Zn}^{2+}$  diffusion, interfacial degradation, and competition among coexisting ionic species, including  $\text{H}^+$ , electrolyte anions (*e.g.*,  $\text{SO}_4^{2-}$ ,  $\text{Cl}^-$ , and  $\text{Ac}^-$ ), and other cations present in dual-ion systems.<sup>369–371</sup> This intricate interplay within the anode microenvironment not only challenges charge transport and deposition uniformity but also amplifies the risk of dendritic growth and parasitic reactions, highlighting the critical need for finely tuned multi-ion regulation.

A foundational demonstration of these challenges and opportunities was provided by Wang *et al.*,<sup>372</sup> who employed a Zn anode paired with oxidized carbon nanotube cathodes in a  $\text{ZnSO}_4$  electrolyte. This system achieved stable cycling over 5000 cycles at an operating voltage of 1.8 V. However, despite its promising durability, the study also revealed persistent issues such as inefficient  $\text{Zn}^{2+}$  redistribution and uncontrolled dendrite formation, highlighting the need for further interfacial and morphological optimization. These issues exemplify the broader difficulties in managing multiple ionic fluxes within battery-type electrodes. Recognizing the limitations imposed by mechanical and electrochemical instability, researchers have since advanced toward structurally adaptive anode architectures. For instance, Wang's group<sup>373</sup> recently developed a stretchable Zn anode *via* a swelling-induced wrinkling approach. By electroplating Zn onto a self-healing polyurethane substrate, they created a mechanically robust and deformable electrode, capable of maintaining 95.1% capacitance over 12 000 cycles under extreme strain conditions (300% tensile strain,  $180^\circ$  torsion), while delivering a high volumetric energy density of  $39.86 \text{ mWh cm}^{-3}$ . This system exhibited electrochemical stability even under multi-axis bending, underscoring how mechanical compliance and ion transport must be co-optimized in multi-ion carrier devices to ensure performance continuity in flexible or wearable formats. These advancements underscore the critical importance of co-optimizing electrode morphology, ion transport pathways, and interfacial chemistry to ensure stable multi-ion dynamics under diverse operating conditions. By concurrently tackling critical challenges such as ionic competition, structural degradation, and phase boundary instability, these integrated approaches demonstrate the transformative potential of multi-ion carrier engineering to surpass traditional limitations in energy density, power delivery, and cycle longevity within EPS systems.

Beyond physical design, electrolyte engineering has emerged as a pivotal strategy in resolving the multidimensional challenges associated with battery-type anodes in ZIHCs. Multi-ion carrier electrolytes, when properly modulated, can dramatically



reshape ion transport behavior, deposition thermodynamics, and interface chemistry. A seminal example reported by Wang *et al.*<sup>374</sup> utilized a chitosan-based quasi-solid electrolyte with mesoporous channels, which enabled planar Zn plating through coordinated stress redistribution and electrostatic regulation, yielding 95% capacity retention over 20 000 cycles. Building further on this paradigm, Shin *et al.*<sup>375</sup> introduced a Zn–Cu dual-ion electrolyte system, wherein competitive cation interactions effectively inhibited dendritic Zn growth while enhancing anode utilization. This approach achieved an energy density of 41 Wh kg<sup>-1</sup> along with an ultralong cycle life exceeding 22 000 cycles, delivering performance that rivals and, in some instances, exceeds that of conventional lithium- and sodium-ion systems. Similarly, Chen *et al.*<sup>376</sup> employed a carboxyl-functionalized cellulose hydrogel electrolyte, which imposed molecular-level regulation on Zn<sup>2+</sup> migration and deposition. This tailored electrolyte achieved an unprecedented 70 000-cycle lifespan at 5 A g<sup>-1</sup>, reaffirming the critical role of ion-specific interactions and interface stabilization in maximizing battery-type anode longevity. Innovations have also progressed through the use of chemical additives. Shi *et al.*<sup>377</sup> introduced diphenylsulfone imide into the electrolyte, which effectively stabilized the electrode–electrolyte interface and enabled cycling beyond 300 000 cycles. This work demonstrates how molecular-level modifications can significantly reduce multi-ion cross-talk and cumulative degradation. Even more compellingly, Wang *et al.*<sup>346</sup> reported a Zn<sup>2+</sup>/Mg<sup>2+</sup> dual-cation electrolyte system that unveiled a novel electrochemical mechanism (Fig. 19c). In this system, Mg<sup>2+</sup> ions act through electrostatic shielding to suppress Zn dendrite formation, while simultaneously facilitating the reversible co-adsorption of Zn<sup>2+</sup>, Mg<sup>2+</sup>, and SO<sub>4</sub><sup>2-</sup> ions at the activated carbon cathode. Raman spectroscopy confirmed weakened M–OSO<sub>3</sub><sup>2-</sup> (M = Zn<sup>2+</sup>, Mg<sup>2+</sup>) bonds, which enabled dynamic phase transitions involving Zn<sub>4</sub>SO<sub>4</sub>(OH)<sub>6</sub>·xH<sub>2</sub>O, culminating in 98.7% capacity retention after 10 000 cycles. This exemplifies how the cohabitation of diverse charge carriers can catalyze self-regulating interfacial behavior, balancing structural adaptability and long-term reversibility. To further enhance ionic coordination and transport, Lu *et al.*<sup>378</sup> pioneered the use of deep eutectic electrolytes comprising heavy water/dimethyl sulfoxide and Zn salts, forming low-viscosity media conducive to fast Zn<sup>2+</sup> mobility and controlled de-solvation. These systems delivered nearly 100% capacitance retention over 30 000 cycles. Li *et al.*<sup>370</sup> refined this approach by developing a “self-decoupling” quasi-eutectic electrolyte, wherein vehicle-type and hopping-type ion transport were synergistically combined to lower kinetic barriers and regulate multi-ion fluxes. The result was a durable and efficient energy storage system that captures the essence of multi-ion convergence for superior electrochemical performance.

Collectively, these advances underscore a fundamental principle that the intentional integration of multiple ion carriers, achieved through tailored electrolyte design, strategic electrode architecture, and precise additive engineering, is crucial for fully realizing the capabilities of hybrid energy storage systems. As ZHCs continue to evolve, both capacitor-type cathodes and battery-type anodes emerge as pivotal platforms for harnessing

the synergistic effects of diverse ionic species. By enabling complementary charge storage mechanisms and enhancing interfacial kinetics, these dual-electrode systems exemplify how multi-ion carrier strategies can transcend traditional limitations, paving the way for high-performance hybrid capacitors capable of operating reliably under dynamic and high-demand conditions.

**4.2.2. Mg ion hybrid capacitors.** Mg ion hybrid capacitors (MIHCs) utilize the distinctive electrochemical characteristics of divalent Mg<sup>2+</sup> ions, including their high volumetric capacity, natural abundance, and dendrite-free deposition behavior, to overcome the traditional trade-off between energy density and power density in energy storage devices. Typically comprising magnesium metal anodes paired with carbon-based or redox-active cathodes, MIHCs offer a promising platform for high-performance hybrid devices. However, their development continues to be limited by slow Mg<sup>2+</sup> diffusion kinetics, complex solvation structures, and the formation of passivation layers at the interface.<sup>34</sup>

Early contributions, such as the work conducted by Asmara *et al.*,<sup>379</sup> laid the groundwork by developing magnesium-ion gel polymer electrolytes capable of mitigating ionic mobility limitations in electrochemical double-layer capacitors. Since then, research has increasingly focused on cathode engineering to enhance MIHC performance, particularly by integrating structural confinement with optimized multi-ion transport dynamics. For example, Mg-OMS-2/graphene composites took advantage of the open 2 × 2 tunnel structures in manganese oxide molecular sieves to enable reversible Mg<sup>2+</sup> intercalation.<sup>380</sup> This design achieved a stable discharge capacity of 44.1 mAh g<sup>-1</sup> and maintained 95.8% capacity retention over 500 cycles, demonstrating the effectiveness of integrating structural accessibility with optimized ion transport kinetics. Concurrently, progress in anode design has also contributed to performance improvements. Zhang *et al.*<sup>381</sup> demonstrated that carbon molecular sieves with preserved mesoporosity ensured efficient Mg<sup>2+</sup> accessibility and delivered over 800 stable cycles. On the cathode side, low-cost Mn<sub>3</sub>O<sub>4</sub> materials underwent *in situ* transformation into Birnessite-type nanosheets during cycling, which, despite inherent rate limitations, provided enhanced charge storage *via* dynamic structural reconfiguration.<sup>382</sup>

The versatility of multi-ion strategies in MIHCs is exemplified by diverse material innovations spanning morphology design, defect chemistry, phase engineering, and external stimulus coupling. For instance, Li *et al.*<sup>383</sup> reported β-MnO<sub>2</sub> nanoflowers with optimized Mn<sup>3+</sup> content, which unlocked capacitive-dominated charge storage behavior in β-MnO<sub>2</sub>//AC asymmetric configurations. This design achieved an energy density of 60.8 Wh kg<sup>-1</sup> and 74.1% capacity retention over 3500 cycles, highlighting the benefits of tailoring electronic structure and morphology to enhance ion accessibility. Beyond monolithic morphologies, complex heterostructured cathodes such as Mn<sub>2</sub>O<sub>3</sub>@TiO<sub>2</sub>@MXene further demonstrate how internal electric field engineering and increased surface area can accelerate Mg<sup>2+</sup> diffusion. This configuration delivered a specific capacitance of 292.4 F g<sup>-1</sup> and exhibited excellent cycling

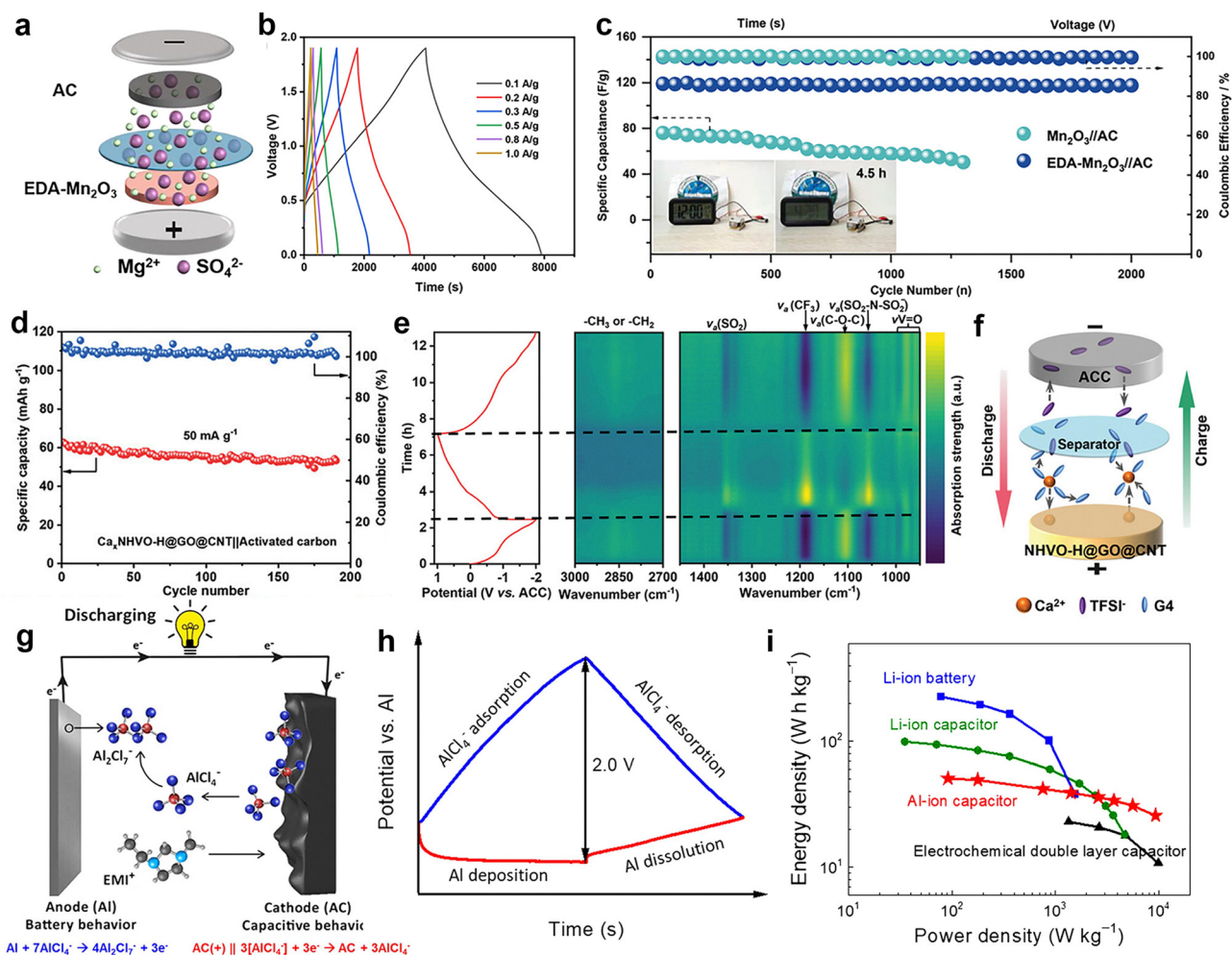


stability over 2400 cycles.<sup>384</sup> Complementing these physical design strategies, defect chemistry has emerged as a powerful approach to modulate multi-ion transport dynamics. For example, Liu *et al.*<sup>353</sup> engineered dual-ion defects, including sulfur vacancies and manganese deficiencies, within MnS/MnO heterostructures. This synergistic defect strategy significantly improved  $Mg^{2+}$  transport, resulting in a high capacity of  $237.9 \text{ mAh g}^{-1}$  and excellent cycling stability with 94.3% retention after 10 000 cycles.

The material landscape of MIHCs has also been expanded by advanced coordination compounds. Lanthanide-based MOFs, such as Park *et al.*'s<sup>385</sup> Ho-HHTP nanorods, offer both high electronic conductivity and strong chelation capabilities.  $Mg^{2+}$  ions are reversibly stored *via* coordination with catechol ligands and insertion into Ho vacancies, yielding superior electrochemical stability and robust cycling performance. Simultaneously, phase engineering has emerged as a key strategy for improving

$Mg^{2+}$  accommodation. A Cs-induced phase transformation of  $Mn_3O_4$  produced Mn-oxide phases with enhanced capacitive characteristics, achieving an energy density of  $124.91 \text{ Wh kg}^{-1}$ . Ethylenediamine-functionalized  $Mn_2O_3$  cathodes further demonstrated dynamic  $Mg^{2+}$  chelation behavior, delivering a reversible capacity of  $188.97 \text{ mAh g}^{-1}$  and 98.83% retention over 2000 cycles (Fig. 20a–c).<sup>386,387</sup> Moving beyond passive material modifications, light-assisted MIHCs have introduced photonic activation as an innovative enhancement mechanism. Park *et al.*<sup>388</sup> demonstrated a  $VO_2$ -based photoresponsive cathode that significantly boosted capacitance (by 56%) and energy density (by 21%) under solar illumination. This work illustrates the potential of integrating photonic and ionic pathways within a single device architecture to surpass conventional electrochemical limitations.

Collectively, the integration of solvation dynamics, phase engineering, interfacial defect modulation, and light-responsive



**Fig. 20** (a) Magnesium ion capacitor assembly diagram. (b) GCD curves of EDA-Mn<sub>2</sub>O<sub>3</sub>//AC. (c) Comparison of the cycling performances of Mn<sub>2</sub>O<sub>3</sub>//AC and EDA-Mn<sub>2</sub>O<sub>3</sub>//AC; the inset shows an alarm clock image. Reproduced with permission from ref. 386. Copyright 2024, Wiley. (d) Cycling performances of the assembled Ca<sub>2</sub>NHVO-H@GO@CNT//AC MIHCs full cells at 50 mA g<sup>-1</sup>. (e) *In situ* ATR-FTIR spectra of NHVO-H@GO@CNT and the corresponding GCD profiles. (f) Schematic illustration depicting the dynamic behavior of the electrolyte at the electrode interface during cycling. Reproduced with permission from ref. 390. Copyright 2024, Wiley. (g) Schematic of the AlHCs (Al//AC) cell during discharge and (h) working mechanism of the cell in the voltage range of 0–2.0 V. (i) Gravimetric energy and power densities of the SHC900 AlHCs full-cell. Reproduced with permission from ref. 393. Copyright 2022, the Electrochemical Society.



strategies demonstrates the unique potential of multi-ion coordination in MIHCs. By utilizing the synergistic interactions among multiple charge carriers, these systems demonstrate performance improvements that remain challenging for conventional single-ion frameworks.

**4.2.3. Ca ion hybrid capacitors.** Ca ion hybrid capacitors (CIHCs) represent a promising alternative to conventional energy storage systems by taking advantage of the distinctive properties of  $\text{Ca}^{2+}$ , including its divalent charge, high natural abundance, low cost, and potential to support dual charge-transfer mechanisms. Nevertheless, their practical application is hindered by significant challenges associated with multi-ion transport dynamics. Chief among these is the irreversible formation of passivation layers on calcium anodes during oxidation, which severely impairs  $\text{Ca}^{2+}$  stripping and plating kinetics. In addition, the lack of stable electrolytes that can sustain reversible multi-ion transport in organic media further restricts the cycle life and rate performance of CIHCs.<sup>389</sup> These obstacles highlight the urgent need for integrated material and interfacial engineering strategies that can harmonize  $\text{Ca}^{2+}$  transport behavior with other participating ionic species.

To overcome these limitations, recent efforts have shifted toward amorphous and heterostructured materials, where disordered atomic arrangements and interfacial tailoring offer new degrees of freedom for tuning ion dynamics. For instance, Wang *et al.*<sup>389</sup> demonstrated that amorphous  $\text{MnO}_x$  (A- $\text{MnO}_x$ ) nanospheres, synthesized *via* a simple solution-phase method, can significantly enhance  $\text{Ca}^{2+}$  storage performance in calcium-ion asymmetric supercapacitors (CASC). The defect-rich and isotropic structure of A- $\text{MnO}_x$  facilitates efficient ion diffusion and accommodates volume expansion during cycling, yielding a specific capacitance of  $175 \text{ F g}^{-1}$  across a wide voltage window (0–2 V) and an energy density of  $96.8 \text{ Wh kg}^{-1}$  at a power density of  $500 \text{ W kg}^{-1}$ . These findings highlight the importance of structural disorder in amplifying ionic conductivity and promoting robust charge transport pathways in multi-ion systems. In parallel, architectural innovations have focused on engineering ion transport channels and stabilizing interfacial processes through pre-intercalation and composite design strategies. A notable example is the  $(\text{NH}_4)_2\text{V}_6\text{O}_{16} \cdot 1.35\text{H}_2\text{O}@\text{graphene oxide}@\text{carbon nanotube}$  (NHVO-H@GO@CNT) composite cathode developed by Wang *et al.*,<sup>390</sup> which employs a hierarchically integrated heterointerface to facilitate the synchronized co-migration of  $\text{Ca}^{2+}$  and TFSI<sup>−</sup> anions. This structural configuration not only enhances ionic conductivity but also buffers the structural framework during repeated cycling. The full cell constructed using  $\text{Ca}_x\text{NHVO-H}@\text{GO}@\text{CNT}$  as the cathode and activated carbon as the anode delivered a discharge capacity of  $62.8 \text{ mAh g}^{-1}$  over 190 cycles (Fig. 20d). *Operando* ATR-FTIR spectroscopy provided critical insights into the interfacial processes involved (Fig. 20e and f), revealing that  $\text{Ca}^{2+}$  de-solvation at the electrode surface is closely coupled with the redistribution of TFSI<sup>−</sup> in the electrolyte. This dynamic interaction plays a pivotal role in maintaining ionic flux balance and ensuring interfacial stability throughout the charge and discharge cycle.

These advances highlight the critical role of multi-ion coordination in governing the electrochemical performance and long-term stability of CIHCs. The interplay between  $\text{Ca}^{2+}$  de-solvation kinetics, anion mobility, and defect-engineered electrodes is essential for achieving high-capacity and durable operation. By precisely tuning ionic speciation, interfacial charge distribution, and bulk transport dynamics, CIHCs are evolving from early conceptual designs into a transformative platform for next-generation multi-ion energy storage, combining high capacity, fast kinetics, and structural adaptability to meet the growing demands of sustainable, high-power applications.

**4.2.4. Al ion hybrid capacitors.** Building upon the progress made in Ca-based systems, Al-ion hybrid capacitors (AIHCs) take advantage of the distinctive properties of  $\text{Al}^{3+}$  ions, including low cost, high charge density, and natural abundance, and provide a promising approach to addressing the persistent challenge of balancing energy and power in sustainable multi-ion EPSs. As multivalent cations,  $\text{Al}^{3+}$  ions have the potential to transfer more charge per ion compared to monovalent or divalent ions, which can significantly enhance the theoretical energy density of the system. However, this same high charge density intensifies electrostatic interactions, resulting in sluggish ion transport, pronounced interfacial polarization, and de-solvation challenges. These issues are further complicated by the hydrated nature of  $\text{Al}^{3+}$  in aqueous systems, which demands electrode structures with precisely engineered porosity and chemical affinity to enable rapid ion diffusion and effective charge transfer.<sup>391</sup>

Initial breakthroughs in AIHCs demonstrated the feasibility of  $\text{Al}^{3+}$  intercalation in host frameworks. Li *et al.*<sup>391</sup> investigated  $\text{Al}^{3+}$  storage using a Prussian blue analog ( $\text{Al}_{0.2}\text{CuFe-PBA}$ ), achieving a reversible capacity of  $55 \text{ mAh g}^{-1}$  in aqueous electrolytes. While this work laid a conceptual foundation for  $\text{Al}^{3+}$ -based energy storage, it also revealed intrinsic kinetic limitations associated with the strong hydration shell of multivalent ions. These challenges highlighted the necessity for advanced multi-ion carrier strategies that could facilitate efficient de-solvation, ion transport, and interfacial charge transfer.

Subsequent studies have significantly expanded the operational scope of AIHCs through innovations in electrode architecture, electrolyte formulation, and cell configuration. A landmark contribution by Ma *et al.*<sup>392</sup> introduced an asymmetric aqueous rocking-chair AIHC featuring highly adaptive, pore-structured electrodes engineered for dynamic compatibility with hydrated  $\text{Al}^{3+}$  ions. This design enabled a broadened voltage window of up to 2.0 V, resulting in a volumetric energy density of  $112 \text{ Wh L}^{-1}$  and a remarkable power density of  $30\,000 \text{ W L}^{-1}$ , with excellent cycling stability exceeding 10 000 cycles. These results underscore the critical role of synchronized multi-ion transport and stable interfacial double-layer formation in sustaining high-performance operation. Complementary advances in non-aqueous systems were reported by Kim *et al.*,<sup>393</sup> who developed an ionic liquid-based AIHC using  $\text{AlCl}_3$  paired with pore-engineered activated carbon electrodes. As illustrated in Fig. 20g and h, the Al/AC device operates *via* dual faradaic and capacitive processes, with the cathode functioning as an EDLC and the anode as an Al-ion battery-type electrode



across a 0–2.0 V range. This hybrid configuration achieved an energy density of 51 Wh kg<sup>-1</sup> while maintaining 97.9% of its capacitance after 10 000 cycles, thereby outperforming conventional EDLC and nearing the performance standards of lithium ion technologies. A comparative Ragone plot (Fig. 20i) further highlights the superior energy-power profile of the SHC900-based AIHCs, positioning it favorably against EDLCs, lithium-ion batteries, and lithium-ion capacitors.

The evolution of AIHCs has also been propelled by environmentally conscious materials design that aligns with the principles of green chemistry. Feng *et al.*<sup>394</sup> developed a solvent-free synthesis strategy to produce porous carbon spheres (PCSs), which not only minimized the ecological footprint of electrode fabrication but also delivered a record-high double-layer capacitance of 200 mAh g<sup>-1</sup>. This work demonstrated that sustainable material synthesis can be effectively integrated with Al<sup>3+</sup> storage chemistry to improve overall device performance. Building on this, He *et al.* developed a composite electrode consisting of polypyrrole-coated molybdenum disulfide (PPy@MoS<sub>2</sub>/CC). The MoS<sub>2</sub> component, with its naturally layered architecture, facilitated efficient Al<sup>3+</sup> intercalation when coupled with an optimized electrochemical deposition method. The resulting electrode achieved a high capacitance of 815 F g<sup>-1</sup> at 2 A g<sup>-1</sup>, with 71.3% of the total charge storage arising from diffusion-controlled processes. This performance notably surpassed that of similar systems based on monovalent (K<sup>+</sup>, Na<sup>+</sup>) or divalent (Mg<sup>2+</sup>) ions, highlighting the unique advantages of trivalent ion carriers in AIHCs.<sup>395</sup> A particularly compelling demonstration of multi-ion synergy was reported by Tang *et al.*,<sup>396</sup> who constructed a symmetric AIHC using benzoquinone-preintercalated layered vanadium oxide (BQ-VO). The expanded interlayer spacing (13.3 Å) not only facilitated Al<sup>3+</sup> intercalation but also enabled a reversible redox process involving ClO<sub>4</sub><sup>-</sup>/Cl<sup>-</sup> anions in an Al(ClO<sub>4</sub>)<sub>3</sub>/acetonitrile electrolyte. This dual-ion storage mechanism delivered a high specific capacity of 152 mAh g<sup>-1</sup> and exemplified how the cooperative interaction between multivalent cations and complementary anions can significantly enhance both energy storage capacity and cycling reversibility.

Collectively, these advances demonstrate that the electrochemical performance of AIHCs is determined not only by the properties of Al<sup>3+</sup>, but by the coordinated interaction of multiple charge carriers, interfacial dynamics, and structural design. Key performance limits are defined by the interplay among hydration shell regulation, charge redistribution at electrode interfaces, and mechanical strain accommodation within host materials. While challenges such as Al<sup>3+</sup>-induced polarization and interfacial degradation persist, ongoing improvements in pore architecture, electrolyte formulation, and green synthesis are steadily addressing these issues. Looking ahead, the integration of *operando* spectroscopy, multiscale modeling, and machine learning-driven material discovery is expected to deepen understanding of ion transport mechanisms and enhance the synergistic behavior between Al<sup>3+</sup> and Co-ions.

Although HBCs have garnered increasing attention due to their ability to bridge the gap between high-energy batteries and high-power capacitors, several intrinsic challenges continue to

hinder their practical competitiveness relative to DIBs. A primary limitation lies in the kinetic mismatch between the battery-type and capacitor-type electrodes, which often leads to asymmetric charge–discharge behavior and underutilization of electrode capacity. Additionally, the poor interfacial compatibility between electrodes and electrolytes contribute to issues such as rapid capacity fading and limited cycling stability. The necessity of managing ion transport across dissimilar electrode materials further complicates cell architecture and impairs power density. In contrast, DIBs often operate at higher voltages due to the intercalation-based reaction mechanism at the cathode. When paired with appropriately matched ion-host materials, this feature enables higher energy density, broader electrochemical tunability, and increased design flexibility.

To bridge the performance gap between HBCs and DIBs, future research should focus on developing electrode materials with harmonized charge storage kinetics and compatible ion diffusion dynamics. The design of multifunctional electrolytes capable of stabilizing both faradaic and non-faradaic processes is also essential. In addition, interfacial engineering strategies that improve electrolyte wettability, suppress parasitic reactions, and enhance structural integrity will be key to improving HBC longevity. Coupling these advances with *in situ/operando* diagnostic techniques and data-driven material discovery platforms could accelerate the rational optimization of HBC systems. Collectively, these efforts are expected to push HBC technologies toward more competitive performance and broader application potential.

## 5. Fuel cells

Fuel cells have long been regarded as a cornerstone of clean energy technologies due to their high energy conversion efficiency and zero carbon emissions and are emerging as critical platforms in the transition to a low-carbon energy future. From Schoenbein's seminal work in 1838 to Grove's gas battery prototype in 1839,<sup>397</sup> the evolution of fuel cells has been underpinned by their ability to directly convert chemical energy into electricity through electrochemical redox reactions, circumventing the thermodynamic losses inherent in combustion-based power generation. A typical fuel cell consists of an anode, a cathode, a membrane, and an electrolyte. During operation, fuels such as H<sub>2</sub>, carbon monoxide, or small organic molecules are oxidized at the anode, while oxidants like O<sub>2</sub> or hydrogen peroxide (H<sub>2</sub>O<sub>2</sub>) are reduced at the cathode (Fig. 21a). Although H<sub>2</sub> remains the most commonly used fuel, hydrocarbon-derived fuels including hydrazine (N<sub>2</sub>H<sub>4</sub>), sodium borohydride (NaBH<sub>4</sub>), alcohols, and aldehydes have gained increasing attention. Unlike primary batteries, fuel cells are not limited by internal reactant storage and can provide continuous and stable electricity generation as long as fuel and oxidants are supplied. By bypassing combustion, fuel cells achieve higher energy efficiency, enhanced environmental compatibility, structural flexibility, and fuel adaptability.

Fuel cells are traditionally categorized based on their electrolyte composition and ion transport characteristics in





Fig. 21 (a) A comparison diagram of various fuel cells and their corresponding ionic carriers. (b) Scheme of hybrid acid-alkali fuel cells (taking the bipolar membrane as an example).

alkaline fuel cells (AFCs), proton exchange membrane fuel cells (PEMFCs), phosphoric acid fuel cells (PAFCs), molten carbonate fuel cells (MCFCs), and solid oxide fuel cells (SOFCs).<sup>397</sup> These conventional systems rely predominantly on monovalent ionic conduction, either H<sup>+</sup> in acidic or polymer-based membranes, or oxygen ions (O<sup>2-</sup>) in ceramic electrolytes, to mediate charge transfer between electrodes (Fig. 21a).<sup>22,398-400</sup> However, challenges such as catalyst poisoning, insufficient electrolyte stability, limited humidity tolerance, and high temperature requirements have spurred a paradigm shift to incorporating multiple ionic species fuel cells for enhanced transport dynamics and reactivity.

Among these, PEMFCs and SOFCs currently represent the most widely implemented technologies. PEMFCs operate below 100–300 °C and typically rely on platinum (Pt) based electrocatalysts, leading to high material costs and sensitivity to CO poisoning.<sup>398</sup> Furthermore, their proton conductivity degrades in low-humidity environments, and non-uniform fuel distribution can corrode catalyst layers. In contrast, SOFCs utilize high-temperature (typically > 700 °C) O<sup>2-</sup> conduction, offering broader fuel flexibility but suffering from long startup times, thermal mismatch-induced degradation, and elevated system costs.<sup>401</sup>

To overcome these limitations, the development of multi-ion carrier systems has emerged as a promising strategy. Hybrid acid-alkali fuel cells, for instance, incorporate spatially separated acidic and basic electrolytes, enabling concurrent H<sup>+</sup> and OH<sup>-</sup> conduction. Ionic equilibrium is maintained through selective migration of counter-ions (*e.g.*, K<sup>+</sup>, Cl<sup>-</sup>), facilitating efficient charge transport while expanding the range of viable fuels, including N<sub>2</sub>H<sub>4</sub>, borohydride, alcohols, formic acid, and formaldehyde (Fig. 21b). In parallel, the evolution of SOFCs has been accelerated through the design of mixed ionic-electronic conductor (MIEC) electrodes capable of simultaneously conducting H<sup>+</sup>, O<sup>2-</sup>, and e<sup>-</sup>, thus enlarging reaction zones and suppressing interfacial polarization.<sup>402</sup> Strategies such as A-site deficiency and B-site doping have been shown to induce

synergistic oxygen vacancy and proton defect formation, enabling co-migration of O<sup>2-</sup>/H<sup>+</sup>/e<sup>-</sup> and improving power density and fuel adaptability at intermediate temperatures.

And by replacing the H<sub>2</sub>-rich fuels with metals (*e.g.*, Li, Na, K, Zn, Mg, Fe, Al, *etc.*) as the anode, and using open air (*e.g.*, O<sub>2</sub>, N<sub>2</sub>, CO<sub>2</sub>, *etc.*) as the cathode oxidant, metal-air battery batteries (MABs) systems are constructed. Once constrained by single-ion chemistry (*e.g.*, Li<sup>+</sup> or Na<sup>+</sup>), these systems now exploit dynamic coordination between metal cations and oxygen-derived species (*e.g.*, H<sub>2</sub>O, OH<sup>-</sup>), yielding superior discharge kinetics and tailored product evolution.<sup>403,404</sup> This has led to the rational design of hybrid electrolytes such as Li<sup>+</sup>/OH<sup>-</sup>, which decouple traditional ionic transport limitations, enhancing both energy density and reversibility. MABs can theoretically achieve energy densities exceeding 1000 Wh kg<sup>-1</sup>, making them attractive for lightweight and portable energy systems.

As for the cathode, H<sub>2</sub>O<sub>2</sub> is a liquid oxidant that can replace O<sub>2</sub> for the cathode reaction. Metal-H<sub>2</sub>O<sub>2</sub> fuel cells have been revitalized by integrating multi-ion transport schemes. Initially developed by the U.S. Naval Research Laboratory (NRL) in the 1960s,<sup>405</sup> these systems pair metals such as Zn, Mg, or Al as anodes with H<sub>2</sub>O<sub>2</sub> as the liquid oxidant at the cathode. The energy conversion process involves not only the migration of metal cations (M<sup>n+</sup>) and reactive oxygen intermediates (*e.g.*, HO<sub>2</sub><sup>-</sup> and O<sub>2</sub>), but also pH-coupled carriers (H<sup>+</sup>/OH<sup>-</sup>), allowing tunable redox kinetics, high output power, and corrosion control. These cells are particularly advantageous for fast-start applications and low-weight systems due to the liquid-phase catholyte and modular design.

A novel direction in aqueous fuel cells involves metal-H<sub>2</sub>O systems, where H<sub>2</sub>O, rather than atmospheric O<sub>2</sub>, serves as the cathodic reactant. The spontaneous oxidation of active metals (*e.g.*, Al, Mg, Zn) triggers hydrogen evolution from water, which is subsequently utilized electrochemically with air or other oxidants. This water-centric design bypasses the need for



gaseous O<sub>2</sub>, enabling sealed operation in marine or subterranean environments.<sup>13,406</sup>

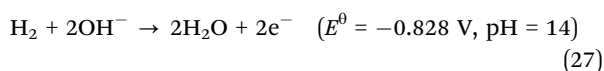
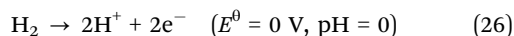
The historical trajectory of fuel cell development, from single-ion (H<sup>+</sup> or O<sup>2-</sup>) conduction to strategically engineered multi-ion systems, demonstrates a clear evolution in charge transport complexity. Modern advances in multi-ion design not only extend the operational temperature and fuel flexibility of fuel cells but also enhance redox efficiency, durability, and energy density across a wide range of application scenarios. This section will explore recent breakthroughs in hybrid acid-alkali fuel cells, hybrid H<sup>+</sup>/O<sup>2-</sup>/e<sup>-</sup> conducting SOFCs, MABs, and metal-H<sub>2</sub>O<sub>2</sub> and metal-H<sub>2</sub>O fuel cells, highlighting how the synergistic interplay between diverse ionic carriers fundamentally redefines interface dynamics and electrochemical performance.

### 5.1. Hybrid acid-alkali fuel cells

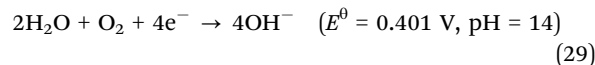
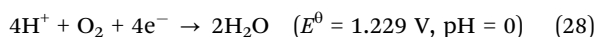
Traditional PEMFCs operate on a principle that can be likened to the “reverse” process of water electrolysis, comprising an anode, a cathode, and a proton exchange membrane.<sup>12,407,408</sup> The anode serves as the site for the hydrogen oxidation reaction (HOR), while the cathode facilitates the oxygen reduction reaction (ORR).<sup>11,409</sup> Both electrodes in PEMFCs are equipped with catalysts to facilitate electrochemical reactions, while the proton exchange membrane (PEM) serves as the electrolyte.<sup>456,457</sup> PEMFCs typically operate using H<sub>2</sub> fuel under either acidic or alkaline conditions, referred to as acidic or alkaline fuel cells, respectively. In these systems, H<sup>+</sup> and OH<sup>-</sup> function as the primary ionic carriers. It is well known that acid-base neutralization (H<sup>+</sup> + OH<sup>-</sup> → H<sub>2</sub>O) is a spontaneous and exothermic process with a standard molar Gibbs free energy change (ΔG<sup>0</sup>) of 79.9 kJ mol<sup>-1</sup>. When this neutralization energy is converted into electricity, it is referred to as electrochemical neutralization energy (ENE).<sup>458</sup> In a conventional alkaline fuel cell (pH = 14), H<sub>2</sub> is oxidized to H<sub>2</sub>O at the anode (E<sup>0</sup> = 0.828 V), while O<sub>2</sub> is reduced to OH<sup>-</sup> ions at the cathode (E<sup>0</sup> = 0.401 V), yielding a theoretical cell voltage of 1.229 V (Fig. 22a).<sup>458</sup>

In contrast, an acidic fuel cell (pH = 0) operates with hydrogen oxidation at the anode to generate protons (E<sup>0</sup> = 0 V), and oxygen reduction at the cathode to form water (E<sup>0</sup> = 1.229 V), also resulting in a theoretical voltage of 1.229 V (Fig. 22b). However, since both the HOR and ORR are pH-dependent, decoupling the acid and alkali environments, where the ORR occurs in acidic media (E<sup>0</sup> = 1.229 V) and HOR in alkaline media (E<sup>0</sup> = 0.828 V), enables a significantly enhanced theoretical voltage of 2.057 V due to the additional contribution from ENE (Fig. 22c).<sup>458</sup> The corresponding electrochemical reactions and electrode potentials vary with electrolyte pH, as outlined below:

HOR at the anode:

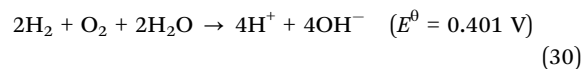


ORR at the cathode:

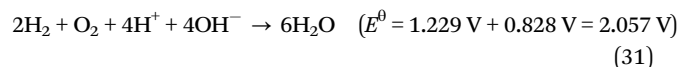


Overall:

Acidic HOR and alkaline ORR:



Alkaline HOR and acidic ORR (Fig. 22c):



This principle has inspired the use of asymmetric acid-alkali electrolytes to extend the potential window in aqueous electrochemical devices, improve energy and power efficiency, and eliminate the reliance on noble metal catalysts, thereby reducing costs. Recent studies have demonstrated the applicability of hybrid acid-alkali fuel cells to a wide range of fuels, including H<sub>2</sub>, N<sub>2</sub>H<sub>4</sub>, sodium borohydride, formaldehyde, alcohols, and ascorbic acid. This section provides a comprehensive overview of these systems, with a particular focus on hybrid acid-alkali H<sub>2</sub> fuel cells, direct hydrazine fuel cells (DH<sub>2</sub>FCs), direct borohydride fuel cells (DBFCs), formaldehyde hydrogen fuel cells (FHFCs), direct alcohol fuel cells (DAFCs), and direct ascorbic acid fuel cells (DA AFCs).

**5.1.1. Hybrid acid-alkali H<sub>2</sub> fuel cells.** Cohen *et al.*<sup>410</sup> pioneered a hybrid acid-alkali H<sub>2</sub>-O<sub>2</sub> fuel cell with planar microfluidic membraneless design that utilizes the laminar flow of fuel and oxidant streams between two parallel-plate electrodes achieved high voltage in 2005 (Fig. 22d). This system employs H<sub>2</sub> dissolved in 0.1 M KOH as the fuel and O<sub>2</sub> dissolved in 0.1 M H<sub>2</sub>SO<sub>4</sub> as the oxidant. The dual-electrolyte system achieved a remarkable OCV of over 1.4 V and power generation of 0.6 mW cm<sup>-2</sup>, which were nearly 500 mV and 0.25 mW cm<sup>-2</sup> greater than the values obtained for single electrolyte systems respectively. This improvement stems from the enhanced reaction kinetics: the HOR occurs more rapidly in the acidic environment, while the ORR benefits from superior kinetics in the alkaline medium. The design eliminates the need for a PEM by leveraging the diffusion interface formed between the fuel and oxidant streams within microchannels, thereby preventing the homogenization of the acid and base streams, facilitating ion (H<sup>+</sup>/OH<sup>-</sup>) conduction across the solution interface and reducing the cost.

Building on this concept, bipolar membrane (BPM) fuel cells emerged as a structurally robust alternative, integrating cation-exchange membrane (CEM, *e.g.*, Nafion) and anion-exchange membrane (AEM) into a single unit to orchestrate directional H<sup>+</sup> and OH<sup>-</sup> transport (Fig. 22e).<sup>411</sup> Interestingly, the balance between electroosmotic drag of water and diffusion of H<sup>+</sup>/OH<sup>-</sup> could address the chronic water-management challenges of traditional PEMFCs. Nonetheless, challenges remain with physically bonded CEM-AEM assemblies. Potential safety risks such as membrane delamination and electrochemical





**Fig. 22** (a)–(c) Comparison of polarization curves for ORR and HOR, along with theoretical cell voltages, in alkaline, acidic, and hybrid acid–alkali  $\text{H}_2/\text{O}_2$  fuel cell systems, respectively. Reproduced with permission from ref. 458. Copyright 2024, Wiley. (d) Side view of a planar microfluidic membraneless fuel cell. Reproduced with permission from ref. 410. Copyright 2005, American Chemical Society. (e) Schematic of the operation mechanism for hybrid fuel cells integrating alkaline HOR at the anode and acidic ORR at the cathode. Reproduced with permission from ref. 411. Copyright 2009, American Chemical Society. (f) Configuration of a CF-FC comprising an alkaline HOR chamber (NaOH), a neutral ion transport chamber ( $\text{Na}_2\text{SO}_4$ ), and an acidic ORR chamber ( $\text{H}_2\text{SO}_4$ ), separated by AEM and CEM. Reproduced with permission from ref. 21. Copyright 2024, Wiley. (g) Reaction scheme based on an acid–alkaline patterned cathode catalyst layer. Reproduced with permission from ref. 412. Copyright 2023 Elsevier. (h) Schematic of a membraneless continuous-flow acid–alkali bipolar electrolyte DHzFC using graphite plates sealed with polymeric materials. Reproduced with permission from ref. 416. Copyright 2014, the Korean Electrochemical Society. (i) Schematic of a hybrid acid–alkali DHzFC replacing the sluggish ORR with a more facile HER. Reproduced with permission from ref. 417. Copyright 2023, Elsevier.

instability at the hot-pressed interface may result in water accumulation, phase separation, and structural degradation over time.<sup>412</sup>

To circumvent these limitations, Dai *et al.*<sup>21</sup> proposed a coupled-flow fuel cell (CF-FC) with spatially segregated acidic (ORR), neutral (ion-exchange), and alkaline (HOR) chambers, separated by an AEM and a CEM (Fig. 22f). This architecture leveraged the electrochemical neutralization energy of  $\text{H}^+$  and  $\text{OH}^-$  (theoretical OCV = 2.057 V) while enabling  $\text{Na}^+$  and  $\text{SO}_4^{2-}$  to serve as auxiliary charge carriers, achieving an experimental OCV of 1.81 V and stable discharge at 1.16 V (50  $\text{mA cm}^{-2}$  for 110 h). Further innovation came from Qiao *et al.*,<sup>412</sup> who hybridized the catalyst layer itself by embedding alkaline ionic conductors (*e.g.*, quaternary ammonium hydroxides) into a traditional Nafion-based acidic catalyst layer (CL). This “mixed-matrix” approach localized  $\text{H}^+/\text{OH}^-$  recombination at the nanoscale, creating self-humidified microenvironments that maintained membrane hydration without flooding (Fig. 22g). The resulting interfacial

charge equilibration not only improved proton conductivity under low humidity but also demonstrated how multi-ion carrier engineering could be scaled down to the molecular level.

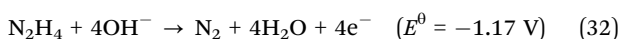
**5.1.2. Hybrid acid–alkali DHzFCs.** While utilizing  $\text{H}_2$  as fuel has witnessed significant advancements in terms of performance optimization and system integration,<sup>413</sup> its widespread commercialization remains constrained by critical issues related to the safe storage and transportation of  $\text{H}_2$ , a highly flammable gas.<sup>414</sup> In this context, liquid-phase hydrogen carriers such as  $\text{N}_2\text{H}_4$ , which possesses a high hydrogen storage capacity (12.5 wt%) and favorable transport safety profile, have emerged as promising alternatives, called DHzFCs. The application of  $\text{N}_2\text{H}_4$  in alkaline fuel cells dates back to the 1970s,<sup>415</sup> owing to its carbon-free molecular structure that prevents catalyst poisoning by CO or other incomplete oxidation byproducts. Furthermore, the high theoretical electromotive force (1.56 V) of DHzFCs contributes to elevated energy output. Despite these advantages, the commercialization of DHzFCs is hampered by



the inherently sluggish ORR kinetics at the cathode, a limitation that has spurred innovative approaches leveraging multi-ion carrier dynamics in hybrid acid–alkali systems.

To address this challenge, Durga *et al.*<sup>416</sup> devised a membraneless continuous-flow acid–alkali bipolar electrolyte fuel cell using graphite plates molded with poly(dimethylsiloxane) (PDMS) and sealed with poly(methylmethacrylate) (PMMA) (Fig. 22h). In this configuration, N<sub>2</sub>H<sub>4</sub> as the fuel undergoes oxidation in the alkaline compartment, while H<sub>2</sub>O<sub>2</sub> is reduced at the acidic cathode, the specific reaction equation is as follows:<sup>416</sup>

Anode:



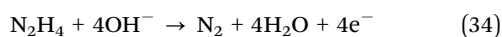
Cathode:



The spatial separation of the two reactions allows for the direct utilization of the pH gradient and enables the simultaneous conduction of H<sup>+</sup> and OH<sup>−</sup> across the liquid–liquid interface. This multi-ion carrier system yields an OCV of 1.72 V and a peak power density of 27.2 mW cm<sup>−2</sup>, underscoring the benefits of coupling hydrazine oxidation with a highly reactive cathodic process under asymmetric pH conditions.

Recognizing that the ORR remains a bottleneck in such configurations, researchers have turned to alternative cathodic reactions with superior kinetics. In particular, Wang's team<sup>417</sup> proposed a hybrid acid–alkali DHzFC that replaces the sluggish ORR with the more facile HER, thereby enabling concurrent power generation and H<sub>2</sub> production (Fig. 22i). Utilizing a 3D nanoporous Ni–Co selenide (Ni<sub>x</sub>Co<sub>1−x</sub>Se<sub>2</sub>) catalyst, the system facilitates hydrazine oxidation (HzOR) at the alkaline anode and the HER at the acidic cathode, denoted as:

Anodic reaction:



Cathodic reaction:



This reaction pairing capitalizes on the fast 2e<sup>−</sup> HER pathway compared to the 4e<sup>−</sup> ORR and significantly lowers the voltage barrier for hydrogen production. The bidirectional migration of OH<sup>−</sup> and H<sup>+</sup> across the BPM leverages the substantial pH gradient (ΔpH ≈ 14.6), converting ENE into enhanced OCV (theoretical 1.16 V). The integrated system achieves a peak power density of 13.3 mW cm<sup>−2</sup>, near-100% faradaic efficiency (FE) for hydrogen generation (> 180 μmol h<sup>−1</sup>), and stable cycling over 105 cycles. This design demonstrates how multi-ion conduction through BPMs not only facilitates charge balance but also boosts energy efficiency, providing a dual-functional energy solution that merges hydrogen production with sustainable power output. Expanding upon this dual-ion strategy, Liu *et al.*<sup>413</sup> developed a similarly configured hybrid acid–alkali system using Pd-based bifunctional electrocatalysts to further optimize HER and HzOR performance, which pushed performance boundaries to 18.2 mW cm<sup>−2</sup> with 120 h stability. The atomic-level design

of Pd clusters optimized the Gibbs free energy landscape for both N<sub>2</sub>H<sub>4</sub> oxidation and hydrogen evolution, enabling tunable H<sub>2</sub> production rates (0.184–0.932 mmol h<sup>−1</sup>) while maintaining nearly-100% FE.

**5.1.3. Hybrid acid–alkali DBFCs.** The quest for efficient hydrogen storage and conversion technologies has led to significant interest in borohydride as an alternative to conventional fuels like N<sub>2</sub>H<sub>4</sub> and alcohols, overcoming their inherent limitations of toxicity, slow kinetics, and crossover effects.<sup>418</sup> With a remarkable theoretical energy density of 9.3 kWh kg<sup>−1</sup> and 10.6 wt% hydrogen content, NaBH<sub>4</sub> offers distinct advantages in safety, stability, and environmental compatibility, making it particularly attractive for portable applications. Since their pioneering development by Amendola *et al.*,<sup>418</sup> DBFCs employing oxidants (O<sub>2</sub>, air, or H<sub>2</sub>O<sub>2</sub>) with CEM have demonstrated remarkable progress, with reported power densities surging from 60 mW cm<sup>−2</sup> to 680 mW cm<sup>−2</sup>. This substantial performance enhancement underscores their emerging viability for portable power applications.

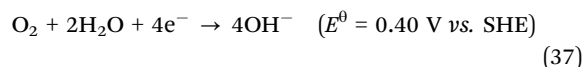
Conventional DBFCs typically operate in alkaline environments due to the instability of BH<sub>4</sub><sup>−</sup> in neutral or acidic media (Fig. 23a).<sup>399</sup> In this context, the electrochemical oxidation of BH<sub>4</sub><sup>−</sup> generates 8e<sup>−</sup> at the anode, while the ORR at the cathode, as described by the follow reaction:<sup>399</sup>

Anodic reaction:

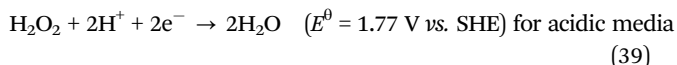
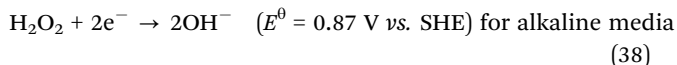


Cathodic reaction:

For O<sub>2</sub> as the oxidant:



For H<sub>2</sub>O<sub>2</sub> as the oxidant:



In all these cases, the ionic conduction involves the co-migration of BH<sub>4</sub><sup>−</sup>, BO<sub>2</sub><sup>−</sup>, H<sup>+</sup>, or OH<sup>−</sup>, indicating the presence of a multi-ion carrier environment essential for charge transport and electrochemical conversion. However, several fundamental issues plague traditional DBFCs. The low redox potential of the cathodic ORR (0.4 V vs. SHE) in alkaline media restricts the achievable cell voltage (theoretical 1.64 V; practical OCV ~ 1 V), while the poor selectivity of the borohydride oxidation reaction (BOR) often leads to hydrolysis rather than electron transfer, thus reducing the actual electron yield below the theoretical 8e<sup>−</sup> and lowering energy conversion efficiency, whereas combining anode and cathodic reactions leads to the net cell reaction of a typical acid–alkali DBFC, with a theoretical OCV of 1.64–3.01 V.<sup>399</sup>

A transformative approach to these limitations emerged through the integration of hybrid acid–alkali electrolytes,

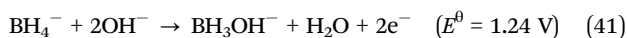
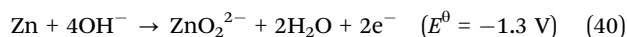




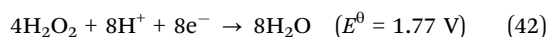
**Fig. 23** Schematic representations of various hybrid or multi-ion direct liquid fuel cells: (a) a typical DBFC utilizing  $\text{O}_2$ , air, or  $\text{H}_2\text{O}_2$  as oxidants. Reproduced with permission from ref. 399. Copyright 2010, Elsevier. (b) Configuration and operating principles of a DBFC. Reproduced with permission from ref. 420. Copyright 2010 Royal Society of Chemistry. (c) Schematic of a bifunctional BOR-HER fuel cell. Reproduced with permission from ref. 401. Copyright 2025, Elsevier. (d) An h-AAFHC for simultaneous electricity and  $\text{H}_2$  production. Reproduced with permission from ref. 422. Copyright 2025, Wiley. (e) Theoretical voltage profiles of DEFCs. Reproduced with permission from ref. 426. Copyright 2011, Elsevier. (f) A hybrid acid-alkali DEFC employing an alkaline anode and acidic cathode configuration. Reproduced with permission from ref. 426. Copyright 2011, Elsevier. (g) A hybrid acid-alkali DGFC integrated with the GOR-ORR and the GOR-HER. Reproduced with permission from ref. 429. Copyright 2024, Wiley. (h) Operating principle of a DAAFC containing  $\text{VO}^{2+}/\text{VO}^{2+}$  in an acidic catholyte. Reproduced with permission from ref. 432. Copyright 2022, Elsevier.

effectively introducing additional ionic species and enhancing reaction kinetics *via* pH gradient-driven energetics.<sup>419</sup> For example, Wang *et al.*<sup>420</sup> pioneered an acid-alkali DBFC utilizing a ceramic lithium super-ionic conductor (LISICON) as the separator (Fig. 23b). In this design,  $\text{BH}_4^-$  oxidation occurs in the alkaline compartment, while  $\text{H}_2\text{O}_2$  reduction takes place in the acidic compartment, mediated by  $\text{Li}^+$  migration across the LISICON membrane, written as:

At the alkaline anode:



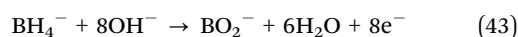
At the acid cathode:



This multi-ion conduction framework, where  $\text{Li}^+$  migrates from the alkaline anode to the acidic cathode while maintaining a suppressed  $\text{H}^+$  backflow, sustains a stable cell voltage of 2.1 V, significantly higher than traditional DBFCs. The dual contribution from  $\text{BH}_4^-$  and Zn oxidation at the anode and  $\text{H}_2\text{O}_2$  reduction at the cathode theoretically enables voltages up to 3 V. Nonetheless, practical performance was constrained by slow  $\text{H}_2\text{O}_2$  reduction kinetics and modest  $\text{Li}^+$  conductivity ( $10^{-4} \text{ S cm}^{-1}$ ), highlighting the critical role of ion transport optimization in hybrid systems.

Further advancements in multi-ion carrier management were demonstrated by Liu *et al.*<sup>22</sup> who replaced the traditional ORR with HER at the acidic cathode, coupled with an  $8\text{e}^-$  BOR at the alkaline anode, represented as (Fig. 23c):

At the alkaline anode:



At the acidic cathode:



Their bifunctional catalyst created an  $\text{OH}^-$ -enriched micro-environment on Pd active sites, effectively suppressing  $\text{BH}_4^-$  hydrolysis while promoting electrochemical oxidation. The system harnessed the pH gradient-driven ENE through directional  $\text{OH}^-/\text{H}^+$  migration, generating a 0.86 V built-in potential that enabled self-powered operation. This design achieved a peak power density of  $19.9 \text{ mW cm}^{-2}$  and near-quantitative FE for  $\text{H}_2$  production ( $1.86 \text{ mmol h}^{-1}$  at  $100 \text{ mA cm}^{-2}$ ), showcasing how intelligent ion flux control could simultaneously address energy conversion and storage challenges.

Expanding on this concept, Zhu *et al.*<sup>401</sup> developed a Cu-based catalyst (Cu-CoP/CF) for a bifunctional BOR-HER system. The *in situ* reduction of  $\text{Cu}^+$  to  $\text{Cu}^0$  induces a localized  $\text{OH}^-$ -rich microenvironment on the catalyst surface, inhibiting  $\text{H}^+$  adsorption and thereby suppressing  $\text{BH}_4^-$  hydrolysis (Fig. 23c). Concurrently, the thermodynamic barrier for the BOR is lowered, boosting the oxidation selectivity to 85%. The resulting device achieves a peak power density of  $114 \text{ mW cm}^{-2}$ , over twice that of conventional DBFCs, and a  $\text{H}_2$  production rate of  $40 \text{ mol h}^{-1} \text{ m}^{-2}$ .

These developments exemplify how integrating acid-alkali fuel cells with carefully engineered catalysts and exploiting multi-ion carrier transport, comprising  $\text{BH}_4^-$ ,  $\text{OH}^-$ ,  $\text{H}^+$ ,  $\text{BO}_2^-$ , and even  $\text{Li}^+$ , can dramatically enhance the efficiency and controllability of  $\text{H}_2$  conversion processes. These strategies represent a paradigm shift in DBFC design, enabling new avenues for practical and sustainable hydrogen energy systems.

**5.1.4. Hybrid acid-alkali FHFCs.** Formaldehyde represents a promising yet underexplored  $\text{H}_2$  carrier, offering significant potential for efficient  $\text{H}_2$  generation, but also poses formidable environmental challenges.<sup>421</sup> Our group<sup>422</sup> has pioneered a transformative approach to this dichotomy through the hybrid acid-alkali FHFC (h-AAFHFC), which ingeniously combines low-potential anodic formaldehyde partial electroreforming with the cathodic HER (Fig. 23d). This integrated system establishes a groundbreaking self-powered hydrogen production paradigm that simultaneously addresses energy conversion efficiency and environmental sustainability.

At the heart of this innovation lies a sophisticated multi-ion carrier mechanism operating across pH gradients. The alkaline anode compartment facilitates formaldehyde oxidation to formate, while the acidic cathode promotes  $\text{H}^+$  reduction, with  $\text{OH}^-$  and  $\text{H}^+$  migration through ion-selective membranes creating an additional ENE contribution. This carefully orchestrated ion transport h-AAFHFC system achieves remarkable performance metrics, an OCV of 1.11 V, a peak power density of  $94 \text{ mW cm}^{-2}$ , and an extraordinary  $\approx 200\%$  FE for simultaneous hydrogen production at both electrodes. Such an extraordinary FE reflects not only the utilization of formaldehyde as a dual-purpose fuel and hydrogen source but also the efficient coupling of redox processes facilitated by the multi-ion flux. In addition, the co-generation of electricity and acetic acid as a value-added product further enhances the system's sustainability and economic

viability. Moreover, the catalyst design and system integration underscore the importance of precise electrochemical interface engineering, where the orchestrated transport of multiple ion species plays a central role in regulating reaction environments, charge balance, and overall energy efficiency.


**5.1.5. Hybrid acid-alkali DAFCs.** DAFCs, which utilize  $\text{H}_2$ -rich organic fuels such as methanol, ethanol, ethylene glycol, and glycerol, have emerged as promising alternatives for hydrogen storage and supply due to their high energy densities and liquid-phase compatibility under ambient conditions.<sup>420</sup> These systems offer a pragmatic approach to circumvent the complexities associated with gaseous hydrogen handling. DAFCs encompass various subtypes, including direct methanol (DMFCs), direct ethanol (DEFCs), direct ethylene glycol (DEGFCs), and direct glycerol fuel cells (DGFCs), each with specific redox properties tailored to different application scenarios. Traditionally, DAFCs have been investigated in both acidic and alkaline environments.<sup>423</sup> Acidic DAFCs often provide higher power densities but require precious metal catalysts (*e.g.*, Pt, Pd, and Ru) and suffer from significant alcohol crossover due to cationic membrane design.<sup>424</sup> Alkaline DAFCs, on the other hand, allow for the use of more cost-effective, non-precious metal catalysts and exhibit lower fuel crossover owing to anion transport mechanisms. However, their performance is hampered by the inherently lower conductivity of hydroxide ions relative to protons, ultimately limiting overall cell power density.<sup>425</sup>

To address these inherent trade-offs, recent strategies have focused on leveraging the advantages of both acidic and alkaline systems through spatial pH separation and the introduction of multi-ion carrier mechanisms. As shown in Fig. 23e, when comparing conventional PEMs and AEMs, DEFCs using  $\text{O}_2$  as the oxidant show an equivalent theoretical voltage of 1.14 V. However, the lower anodic and cathodic overpotentials in AEM-DEFCs suggest more favorable kinetics in alkaline media. Upon switching the oxidant to  $\text{H}_2\text{O}_2$ , both systems benefit from an elevated cathodic potential, yielding higher theoretical voltages of 1.69 V for PEM-DEFCs and 1.61 V for AEM-DEFCs (Fig. 23f). To further enhance cell output, a hybrid system comprising an alkaline anode and acidic cathode with  $\text{H}_2\text{O}_2$  as the oxidant was introduced, integrating multi-ion transport pathways and establishing a strong pH gradient. NaOH enables the ethanol oxidation reaction (EOR) at the anode (pH = 14), while  $\text{H}_2\text{SO}_4$  supports  $\text{H}^+$ -mediated  $\text{H}_2\text{O}_2$  reduction at the cathode (pH = 0), written as:

Anode:



Cathode:



An *et al.* first realized this configuration,<sup>426</sup> achieving an OCV of 1.60 V and a peak power density of  $240 \text{ mW cm}^{-2}$ , significantly outperforming conventional DEFCs by 2–4 fold. These improvements derive from higher thermodynamic potential



(2.52 V), reduced cathodic overpotential, and enhanced ethanol oxidation kinetics. The system's operation hinges on the coordinated migration of OH<sup>-</sup> from the alkaline anode and H<sup>+</sup> at the acidic cathode, while Na<sup>+</sup>/SO<sub>4</sub><sup>2-</sup> serves as charge-balancing species.

Despite these advances, challenges remain. H<sub>2</sub>O<sub>2</sub> decomposition on Pt cathodes and ethanol crossover generate mixed potentials that reduce effective cathode voltage. Nevertheless, this hybrid strategy has been extended to other alcohols. Pan *et al.*<sup>424</sup> developed a split-pH DEFC achieving a power density of 115 mW cm<sup>-2</sup> and an OCV of 1.42 V, comparable to O<sub>2</sub>-fed alkaline DEFCs. By pairing alkaline anode chambers (with 1-propanol, glycerol, and 2-propanol in NaOH) with acidic peroxide cathodes (in H<sub>2</sub>SO<sub>4</sub>), these systems maintained >100 mW cm<sup>-2</sup> power densities while utilizing cost-effective carbon black cathodes.<sup>427</sup> This design flexibility stems from the decoupled optimization of ion-specific environments: OH<sup>-</sup>-rich anodes facilitate alcohol dehydrogenation through nucleophilic attack, while H<sup>+</sup>-dominant cathodes accelerate peroxide reduction kinetics, with the interfacial pH gradient contributing an additional 0.059 V/ΔpH unit through ENE. Notably, this design eliminates the need for Pt, validating the feasibility of cost-effective cathode materials while supporting a wide spectrum of liquid fuels.

Most recently, our group<sup>428,429</sup> has elevated this concept to new heights through innovative catalyst and system designs. The high-entropy sulfide anode (FeCoNiCrMnS<sub>2</sub>/CC) in hybrid alkali-acid DGFCs demonstrated how multi-element synergy could overcome precious metal limitations while maintaining 50.1 mW cm<sup>-2</sup> power output and 120 h stability. The configuration exploits the synergistic migration of OH<sup>-</sup> and H<sup>+</sup> to respectively drive the glycerol oxidation reaction (GOR), ORR, and HER, expressed as follows (Fig. 23g):

Anode:



Cathode:

ORR:



HER:



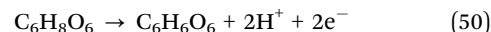
This architecture not only suppresses precious metal dependence *via* multi-element synergy but also achieves chemical production, formate generation at 120 μmol h<sup>-1</sup> cm<sup>-2</sup>, while maintaining excellent stability (<0.1% metal dissolution). This represents a significant step toward a dual-function “energy-chemical coproduction” platform and exemplifies the potential of high-entropy materials in electrochemical systems. Notably, the integrated GOR-ORR and GOR-HER system established a closed-loop, self-powered biorefinery paradigm mediated by precisely controlled multi-ion carriers dynamics.<sup>429</sup> The breakthrough intermetallic PtZn@N-C catalyst system further pushed boundaries, achieving a peak power density of 286.8 mW cm<sup>-2</sup>

at an industrial-relevant current density (100 mA cm<sup>-2</sup>), through optimized OH<sup>-</sup>/H<sup>+</sup> flux balance.<sup>318</sup>

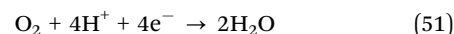
In summary, hybrid acid-alkali fuel cells provide an innovative path forward for high-efficiency, low-cost energy systems. By leveraging the spatial separation of redox environments and enabling synergistic multi-ion transport (*e.g.*, reactive ions OH<sup>-</sup>/H<sup>+</sup>, and charge-balancing species Na<sup>+</sup>/SO<sub>4</sub><sup>2-</sup>), these systems overcome the kinetic and thermodynamic constraints of conventional DAFCs. The development of multi-ion carrier mechanisms not only enhances voltage output and fuel utilization but also enables integrated chemical production, offering a transformative framework for sustainable electrochemical energy conversion.

**5.1.6. Hybrid acid-alkali DAAFCs.** The DAAFCs represent an emerging class of bio-inspired energy conversion devices that harness the natural redox activity of vitamin C, offering unique advantages in sustainability and biocompatibility.<sup>430</sup> Through the oxidation of ascorbic acid at the anode and the ORR at the cathode, DAAFCs yield dehydroascorbic acid and water as the primary products, described as follows:

Anode:



Cathode:



Overall:



These reactions, particularly favored in acidic environments, are notable for their environmental compatibility, safety, and cost-effectiveness, positioning DAAFCs as attractive candidates for portable electronics, medical applications, and biosensors. Nonetheless, conventional DAAFCs have been constrained by limitations including low energy density, sluggish reaction kinetics, high catalyst cost, and limited durability, which collectively impede their broader implementation.

A split-pH configuration has been proposed as a strategy to enhance electrochemical performance through dual-ion coordination and improved reaction kinetics. In a pioneering study, Muneeb *et al.*<sup>431</sup> designed an DAAFC employing an alkaline fuel stream composed of ascorbate and KOH at the anode, and an acidic oxidant stream of hydrogen peroxide in H<sub>2</sub>SO<sub>4</sub> at the cathode. This pH-gradient-enabled device achieved an OCV of 1.31 V and a peak power density of 158 mW cm<sup>-2</sup> at 60 °C using 30% H<sub>2</sub>O<sub>2</sub>. Notably, this performance was attained using cost-effective carbon black electrodes, demonstrating how intelligent ion management could circumvent precious metal dependencies.

To efficiently convert ascorbic acid (H<sub>2</sub>A)/ascorbate (A<sup>2-</sup>) into electricity, Wang *et al.*<sup>432</sup> developed an innovative DAAFC system through their innovative vanadium-mediated system. In the alkaline anode, A<sup>2-</sup> oxidizes to dehydroascorbic acid (DHA) at a much lower potential, approximately 0.6 V lower than that under acidic conditions, thereby reducing the activation energy for e<sup>-</sup> release. Simultaneously, the acidic catholyte containing



$\text{VO}^{2+}/\text{VO}_2^+$  enables efficient ORR, facilitated by both direct  $\text{VO}^{2+}$  oxidation and indirect catalysis *via*  $\text{HNO}_3$ . This multi-ion synergy ( $\text{OH}^-/\text{VO}^{2+}/\text{VO}_2^+/\text{H}^+$ ) yielded exceptional performance metrics, a maximum power density of  $449.4 \text{ mW cm}^{-2}$  and a short-circuit current density of  $987 \text{ mA cm}^{-2}$  at  $90^\circ\text{C}$ , while maintaining full compatibility with non-precious graphite electrodes.

These collective developments highlight how hybrid acid-alkali architectures transcend the limitations of conventional fuel cells by: (1) exploiting pH gradients to enhance thermodynamic potentials; (2) enabling the use of alternative fuels through kinetic pathway optimization; and (3) integrating energy conversion with valuable chemical production. Such strategies not only elevate the energy conversion efficiency but also introduce multifunctionality, enabling simultaneous power generation and  $\text{H}_2$  production within a unified, scalable platform.

## 5.2. Hybrid $\text{H}^+/\text{O}^{2-}/\text{e}^-$ conducting SOFCs

SOFCs have long been recognized for their superior energy conversion efficiency (60–85%) and broad fuel flexibility, enabling the direct utilization of  $\text{H}_2$ , methane, and methanol in both centralized and distributed energy systems.<sup>433</sup> Their compatibility with renewable and fossil energy carriers, coupled with low emissions and noise-free operation, underlines their promise as sustainable power solutions. However, traditional SOFCs predominantly rely on  $\text{O}^{2-}$  as charge carriers and require high operating temperatures (600–1000  $^\circ\text{C}$ ), which not only induce material degradation (*e.g.*, thermal expansion mismatch and

electrode sintering) and slow system start-up but also elevate costs and limit widespread applicability (Fig. 24a and d). These issues are largely attributed to the high activation energy of  $\text{O}^{2-}$  migration, which drastically suppresses ionic conductivity at intermediate temperatures ( $< 600^\circ\text{C}$ ).<sup>397</sup>

To overcome these limitations,  $\text{H}^+$ -conducting solid oxide cells (H-SOFCs) have emerged as an alternative architecture, leveraging electrolytes such as  $\text{BaZr}_{0.1}\text{Ce}_{0.7}\text{Y}_{0.2}\text{O}_3$  (BZCY) that facilitate efficient  $\text{H}^+$  conduction (Fig. 24b and e).<sup>434</sup> Compared to  $\text{O}^{2-}$ , protons offer significantly lower activation energy, enabling effective operation at intermediate temperatures (400–700  $^\circ\text{C}$ ) and thereby improving system durability and stability. Moreover, the cathodic formation of  $\text{H}_2\text{O}$  from  $\text{H}^+$  ions mitigates fuel dilution effects, enhancing fuel utilization efficiency. Recent developments in  $\text{H}^+$ -conducting materials and electrode interfaces have driven H-SOFC operation toward even lower temperatures ( $< 500^\circ\text{C}$ ), marking a pivotal shift in fuel cell technology.

A critical factor that governs cathode performance in these systems is the nature of charge transport pathways. In pure electronic conductors, the ORR is constrained to the narrow triple-phase boundary (TPB), where gas, electrode, and electrolyte converge.<sup>397</sup> This severely limits the density of active sites. Single ion-electron conductors, such as  $\text{H}^+/\text{e}^-$  or  $\text{O}^{2-}/\text{e}^-$  systems, can modestly expand the reaction zone to the electrode surface or bulk, yet their catalytic efficacy remains bounded by the unidirectionality of ion conduction (Fig. 24c). In contrast, mixed ionic-electronic conductors that support concurrent

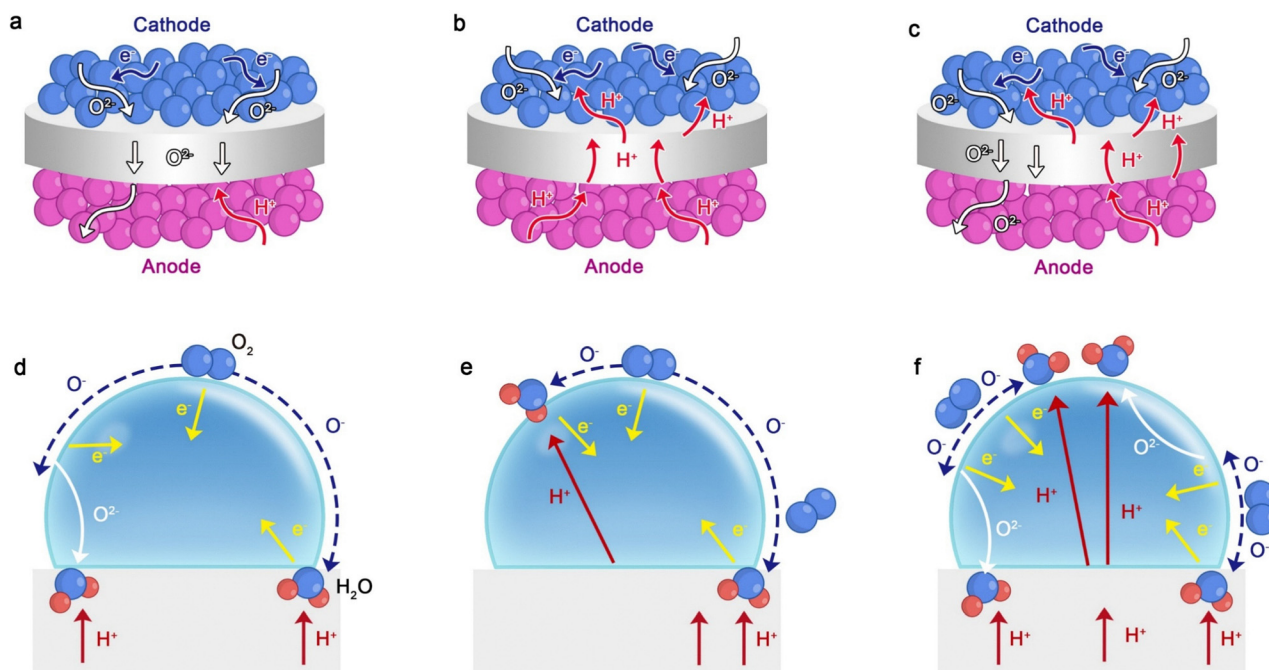


Fig. 24 Schematic illustration of ion/ $\text{e}^-$  transport mechanisms in (a) conventional SOFCs Reproduced with permission from ref. 397. Copyright 2024, Springer Nature, (b) H-SOFCs Reproduced with permission from ref. 434. Copyright 2023, Wiley and (c) hybrid  $\text{H}^+/\text{O}^{2-}/\text{e}^-$  conducting SOFCs Reproduced with permission from ref. 402. Copyright 2021, Springer Nature. Depiction of bulk and surface transport pathways and electrode reaction sites within a single particle for (d)  $\text{H}^+/\text{e}^-$  conductors. Reproduced with permission from ref. 397. Copyright 2024, Springer Nature, (e)  $\text{O}^{2-}/\text{e}^-$  conductors, reproduced with permission from ref. 434. Copyright 2023, Wiley and (f)  $\text{H}^+/\text{O}^{2-}/\text{e}^-$  triple-conducting materials. Reproduced with permission from ref. 402. Copyright 2021, Springer Nature.



transport of  $\text{H}^+/\text{O}^{2-}/\text{e}^-$  markedly broaden the electrochemically active zone, enabling both surface and bulk ORR activity (Fig. 24f).<sup>402</sup> These materials serve as ideal cathode candidates for H-SOFCs, effectively reducing polarization losses and enhancing power output.

Pioneering work conducted by Zhu *et al.*<sup>435</sup> introduced ceria-based dual-phase composites that integrate oxygen ion conductors (*e.g.*, Gd/Sm-doped ceria) with  $\text{H}^+$ -conducting salts (*e.g.*, Li/ $\text{NaCO}_3$ ), achieving hybrid  $\text{O}^{2-}/\text{H}^+/\text{e}^-$  co-conduction between 400 and 650 °C. This synergistic conduction supports simultaneous ion migration through the  $\text{O}^{2-}$  and  $\text{H}^+$ , enabling electrochemical reactions at both electrodes. The resulting increase in ion flux not only enhances current output but also improves electrode reaction kinetics, offering a fundamentally distinct charge transport paradigm from conventional single-ion systems. Power densities ranging from 200 to 1000  $\text{mW cm}^{-2}$  under  $\text{H}_2$  and 200–700  $\text{mW cm}^{-2}$  with methane or methanol fuels highlight the superior temperature tolerance and fuel versatility of this multi-ion approach. Kim *et al.*<sup>411</sup> developed  $\text{NdBa}_{0.5}\text{Sr}_{0.5}\text{Co}_{0.5}\text{O}_{5+\delta}$  (NBSCF), a layered perovskite cathode with triple conductivity ( $\text{H}^+/\text{O}^{2-}/\text{e}^-$ ), in conjunction with a  $\text{BaZr}_{0.1}\text{Ce}_{0.7}\text{Y}_{0.1-x}\text{Yb}_x\text{O}_{3-\delta}$  (BZCYYb) electrolyte. The alternately stacked [LnO] and [CoO] layers form rapid  $\text{O}^{2-}$  channels, while  $\text{H}^+$  conduction and electronic transport are simultaneously enabled.<sup>436</sup> The synergy among all three carriers significantly improves electrochemical kinetics at the electrode-electrolyte interface, yielding a power density of 1.61  $\text{W cm}^{-2}$  with stable performance over 500 h at 1023 K. This material overcomes the limitations of traditional unifunctional cathodes and mitigates interfacial polarization by enabling concurrent multi-ion transport.

Building on this, Duan *et al.*<sup>437</sup> engineered  $\text{BaCo}_{0.4}\text{Fe}_{0.4}\text{Zr}_{0.1}\text{Y}_{0.1}\text{O}_{3-\delta}$  (BCFZY), a Co/Fe-doped derivative of yttrium-doped barium zirconate (BZY), which introduced electronic conductivity and established a triple conduction pathway. Their innovative solid-state reactive sintering (SSRS) process enabled one-step co-sintering of dense electrolytes and porous electrodes at 1400 °C. This design reduced polarization resistance to 0.1  $\Omega \text{ cm}^2$  at 500 °C and demonstrated excellent durability (>1000 h) and low-temperature performance (*e.g.*, 290  $\text{mW cm}^{-2}$  at 600 °C using methane), underscoring the practical viability of multi-ion strategies in commercial low-temperature fuel cells. To further enhance ionic transport, Ren *et al.*<sup>438</sup> introduced A-site Ba deficiencies into BCFZY, creating additional oxygen vacancies and achieving simultaneous optimization of  $\text{H}^+/\text{O}^{2-}/\text{e}^-$  conductivity. The  $\text{Ba}_{0.9}\text{CFZY}$  cathode achieved 668.64  $\text{mW cm}^{-2}$  at 600 °C, 38% higher than the stoichiometric counterpart, offering a novel route for defect engineering in H-SOFCs. Liang *et al.*<sup>439</sup> advanced this concept by B-site doping 5% Mg into BCFZY, yielding  $\text{Ba}(\text{Co}_{0.4}\text{Fe}_{0.4}\text{Zr}_{0.1}\text{Y}_{0.1})_{0.95}\text{Mg}_{0.05}\text{O}_{3-\delta}$  (BCFZYM). The  $\text{Mg}^{2+}$  dopant created additional oxygen vacancies, enhanced surface exchange, and stabilized the oxidation states of Co/Fe. A peak power density of 850  $\text{mW cm}^{-2}$  at 600 °C was maintained without degradation for 300 h, providing both high catalytic activity and operational robustness.

Recognizing the limitations of traditional perovskites, which suffer from poor hydration and high thermal expansion,

researchers have turned to Ruddlesden–Popper (R–P) type structures. Wang *et al.*<sup>440</sup> developed  $\text{PrBaNiMnO}_{7-\delta}$ , a bilayer R–P perovskite with A/B site doping that synergistically enhances both oxygen vacancy concentration and proton transport. The resulting cells demonstrated outstanding low-temperature performance (259  $\text{mW cm}^{-2}$  at 500 °C, 135  $\text{mW cm}^{-2}$  at 400 °C), low polarization resistance (0.084  $\Omega \text{ cm}^2$ ), and stable operation over 100 h, setting new benchmarks for H-SOFC cathodes. Further advances by Huan *et al.*<sup>441</sup> yielded a triple-layer R–P cathode,  $\text{Sr}_3\text{EuFe}_{2.5}\text{Co}_{0.5}\text{O}_{10-\delta}$ , with co-doped Eu and Co to improve structural and catalytic properties. The material reached 900  $\text{mW cm}^{-2}$  at 700 °C with a polarization resistance of 0.030  $\Omega \text{ cm}^2$ , establishing new records for R–P cathode performance and confirming the role of oxygen vacancies in facilitating the ORR. Complementarily, Song *et al.*<sup>442</sup> developed a nanocomposite bifunctional air electrode incorporating perovskite, R–P phase,  $\text{CeO}_2$ , and NiO nanoparticles. This design offered both excellent PCFC and electrolysis functionality, achieving 531  $\text{mW cm}^{-2}$  in fuel cell mode and  $-364 \text{ mA cm}^{-2}$  at 1.3 V in electrolysis mode, demonstrating the practical utility of multi-ion cooperative designs in reversible energy systems.

Beyond electrodes, electrolyte innovation is central to enabling multi-ion conduction. Zhu's team<sup>443</sup> engineered the  $\text{Gd}_{0.1}\text{Ce}_{0.9}\text{O}_{2-\delta}$  (GDC) electrolyte *via* surface/interface engineering, where oxygen vacancies and amorphous layer distribution were tuned to enhance the cooperative transport of  $\text{H}^+$  and  $\text{O}^{2-}$ . A  $\text{H}^+$ -conductivity of 0.17  $\text{S cm}^{-1}$  at 500 °C and a peak power density nearing 1000  $\text{mW cm}^{-2}$ , demonstrate the potential of interface-engineered hybrid electrolytes.

Altogether, these innovations highlight a critical evolution in fuel cell design, from single-ion systems toward sophisticated multi-ion conductors capable of synergistic  $\text{H}^+/\text{O}^{2-}/\text{e}^-$  transport. By orchestrating diverse ionic carriers in both electrodes and electrolytes, hybrid  $\text{H}^+/\text{O}^{2-}/\text{e}^-$  conducting SOFCs can operate efficiently across a broad temperature range, with enhanced kinetics, durability, and fuel flexibility.

### 5.3. Metal–air batteries

MABs, distinguished by their open-structured cathodes that eliminate the need for preloaded active materials, have emerged as a cornerstone of next-generation energy storage technologies due to their exceptional theoretical energy densities (*e.g.*, 5928  $\text{Wh kg}^{-1}$  for Li– $\text{O}_2$  systems), environmental compatibility, and cost-effectiveness compared to conventional batteries (Fig. 25a).<sup>403</sup> Tracing their origins to Maiché's pioneering zinc-based system in 1878, featuring porous air cathodes and Pt-coated carbon electrodes, early MABs were hindered by low output voltages (<1 V), corrosive acidic electrolytes, and leakage issues.<sup>403</sup> A transformative breakthrough arrived in 1932 with Heise and Schumacher's alkaline ZABs, which elevated operational voltages above 1.4 V and established the foundation for modern electrolyte architectures.<sup>444</sup> The 21st century has witnessed a renaissance in MAB research, driven by advances in materials science and the urgent demand for sustainable energy solutions (Fig. 25b).<sup>404</sup> Crucially, this evolution has shifted from single-ion-dominated systems (*e.g.*,  $\text{Zn}^{2+}$  and  $\text{Li}^+$ ) to multi-ion carrier mechanisms, where



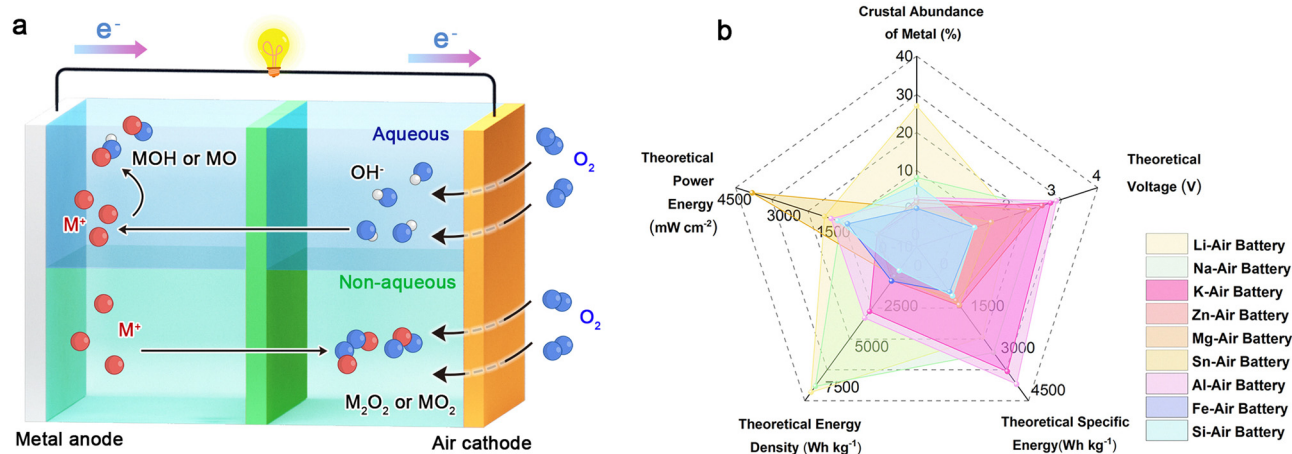


Fig. 25 (a) Schematic of aqueous/non-aqueous MABs mechanisms. (b) Key performance metrics of representative MABs (Date from).

synergistic interactions between metal cations (*e.g.*, Zn<sup>2+</sup> and Li<sup>+</sup>) and oxygen-derived species (HO<sub>2</sub><sup>-</sup>, O<sub>2</sub><sup>-</sup>, and OH<sup>-</sup>) govern interfacial charge transfer.

Fundamentally, MABs store and convert energy through redox processes involving a metallic anode (Mg, Al, Zn, Fe, *etc.*) and an air cathode that facilitates gas-phase reactions involving O<sub>2</sub>, N<sub>2</sub>, CO<sub>2</sub>, or H<sub>2</sub>.<sup>403,445</sup> Energy storage is achieved *via* metal oxidation/deposition at the anode and the ORR/OER at the cathode, with representative pathways for O<sub>2</sub>-based systems detailed in Table 1. Although this electrochemical architecture is universal across MABs, the ion transport mechanisms vary significantly between aqueous and non-aqueous systems, revealing the critical role of multi-ion carrier design in determining performance outcomes.

In non-aqueous MABs, particularly those utilizing reactive metals like Li or Na, the use of organic carbonates or ionic liquids as electrolytes restricts ionic conduction primarily to metal cations (Li<sup>+</sup> and Na<sup>+</sup>).<sup>445,446</sup> This singular ion dependence, however, introduces limitations in interfacial stability and kinetic efficiency, due to the absence of complementary ionic species that can assist in modulating surface reactions and stabilizing intermediate products. Then, hybrid electrolyte systems have been developed where the air cathode operates under alkaline conditions, enabling a cooperative Li<sup>+</sup>/OH<sup>-</sup> or Na<sup>+</sup>/OH<sup>-</sup>

transport mechanism that enhances ionic conductivity, reduces polarization, and broadens electrochemical compatibility.<sup>447</sup>

Conversely, in aqueous systems, particularly in ZABs and Al-air configurations, the use of alkaline electrolytes naturally promotes multi-ion participation, where hydroxide ions (OH<sup>-</sup>) and metal-hydroxide complexes (*e.g.*, Zn(OH)<sub>4</sub><sup>2-</sup> and Al(OH)<sub>4</sub><sup>-</sup>) participate actively in interfacial redox processes. OH<sup>-</sup> not only accelerates ORR/OER kinetics but also stabilizes soluble metal intermediates, mitigating issues like anode passivation and polarization losses. These dual roles exemplify the intrinsic advantages of multi-ion coordination in achieving high reversibility and long-term operational stability. More complex electrolyte schemes, such as hybrid acid-alkali systems, further demonstrate how coordinated transport involving M<sup>n+</sup>/OH<sup>-</sup>/H<sup>+</sup> species can decouple competing interfacial processes and offer finely tunable control over nucleation, product morphology, and redox potential distributions.

Altogether, the diverse ionic environments across different MABs chemistries, whether M<sup>n+</sup>/OH<sup>-</sup> coupling in alkaline media or M<sup>n+</sup>/H<sup>+</sup>/OH<sup>-</sup> interplay in hybrid systems, dictate nucleation kinetics, discharge product morphology, and long-term stability. This section dissects these mechanisms across monovalent (Li<sup>+</sup>, Na<sup>+</sup>, and K<sup>+</sup>), divalent (Zn<sup>2+</sup>, Mg<sup>2+</sup>, Sn<sup>2+</sup>, *etc.*), and polyvalent (Al<sup>3+</sup> and Fe<sup>3+</sup>) systems, proposing advanced

Table 1 Electrochemical reaction mechanisms of typical O<sub>2</sub>-based MABs

Metal anode	Electrolyte	Anode reaction	Cathode reaction	Overall reaction	Ref.
Li/Na/K	Nonaqueous	$M \rightleftharpoons M^+ + e^-$	$2M^+ + O_2 + 2e^- \rightleftharpoons M_2O_2$ $4M^+ + O_2 + 4e^- \rightleftharpoons 2M_2O$	$O_2 + M \rightleftharpoons M_2O_2$ $4M + O_2 \rightleftharpoons 2M_2O$	448
Zn	Aqueous	$Zn + 4OH^- \rightleftharpoons Zn(OH)_4^{2-} + 2e^-$	$O_2 + 2H_2O + 4e^- \rightleftharpoons 4OH^-$	$4M + O_2 \rightleftharpoons 2M_2O$ $4M + O_2 + 2H_2O \rightleftharpoons 4MOH$	404
	Aqueous	$Zn(OH)_4^{2-} \rightleftharpoons ZnO + 2OH^- + H_2O$	$O_2 + 2H_2O + 4e^- \rightleftharpoons 4OH^-$	$O_2 + 2Zn \rightleftharpoons 2ZnO$	449
Mg	Aqueous	$Mg \rightleftharpoons Mg^{2+} + 2e^-$	$O_2 + 2H_2O + 4e^- \rightleftharpoons 4OH^-$	$2Mg + O_2 + 2H_2O \rightleftharpoons 2Mg(OH)_2$	450
	Nonaqueous		$Mg^{2+} + O_2 + 2e^- \rightleftharpoons MgO_2$ $2Mg^{2+} + O_2 + 4e^- \rightleftharpoons 2MgO$	$Mg + O_2 \rightleftharpoons MgO_2$ $2Mg + O_2 \rightleftharpoons 2MgO$	451
Sn	Aqueous	$Sn + 4OH^- \rightleftharpoons SnO_2^{2-} + 2H_2O + 2e^-$	$O_2 + 2H_2O + 4e^- \rightleftharpoons 4OH^-$	$2Sn + O_2 \rightleftharpoons 2SnO_2$	452
Si	Aqueous	$Si + 4OH^- \rightleftharpoons Si(OH)_4 + 4e^-$	$O_2 + 2H_2O + 4e^- \rightleftharpoons 4OH^-$	$Si + O_2 + 2H_2O \rightleftharpoons Si(OH)_4$	453
Al	Aqueous	$Al + 4OH^- \rightleftharpoons Al(OH)_4^- + 3e^-$	$O_2 + 2H_2O + 4e^- \rightleftharpoons 4OH^-$	$3O_2 + 4Al \rightleftharpoons 2Al_2O_3$	454
Fe	Aqueous	$Fe + 2OH^- \rightleftharpoons Fe(OH)_2 + 2e^-$ $3Fe(OH)_2 + 2OH^- \rightleftharpoons Fe_3O_4 + 4H_2O + 2e^-$	$O_2 + 2H_2O + 4e^- \rightleftharpoons 4OH^-$	$2O_2 + 3Fe \rightleftharpoons Fe_3O_4$	455



strategies to actively engineer ion interactions. By framing carrier multiplicity as a deliberate design axis rather than a passive consequence, we chart a path toward next-generation MABs where tailored ion coordination redefines the limits of energy density and durability.

**5.3.1. Li/Na/K-air batteries.** Monovalent MABs, including Li-air, Na-air, and K-air systems, operate through the reversible oxidation of alkali metal anodes and the ORR at the air cathode (Fig. 26a). Li-air batteries offer the highest theoretical specific energy ( $\sim 3500 \text{ Wh kg}^{-1}$ ), while Na-air batteries benefit from Na's natural abundance and enhanced safety profile, and K-air batteries display superior energy efficiency due to favorable redox kinetics.<sup>456–458</sup> However, their reliance on non-aqueous electrolytes, necessitated by the high reactivity of alkali metals with  $\text{H}_2\text{O}$ , imposes a single-ion carrier constraint ( $\text{Li}^+$ ,  $\text{Na}^+$ , or  $\text{K}^+$ ), resulting in fundamental limitations to energy efficiency, reaction kinetics, and cyclability. For instance, in Li- $\text{O}_2$  batteries, the discharge product  $\text{Li}_2\text{O}_2$  ( $2\text{Li} + \text{O}_2 \rightarrow \text{Li}_2\text{O}_2$ ) is electronically and ionically insulating, leading to high polarization and poor rate capability.<sup>459</sup> Similarly, Na- $\text{O}_2$  batteries often generate  $\text{NaO}_2$  or  $\text{Na}_2\text{O}_2$  with similarly sluggish kinetics and interfacial passivation.<sup>446</sup> In contrast, K- $\text{O}_2$  batteries typically form  $\text{KO}_2$  ( $\text{K} + \text{O}_2 \rightarrow \text{KO}_2$ ), a discharge product with improved ionic/electronic conductivity and higher reversibility, which substantially reduces charge overpotentials.<sup>460</sup> Nevertheless, all three systems face oxygen

diffusion limitations in viscous non-aqueous electrolytes, which constrain mass transport and energy output.

To address these issues, a solid-liquid hybrid electrolyte architecture that integrates multiple ion carriers has emerged, enabling novel ionic synergies. Zhou *et al.*<sup>461</sup> introduced a paradigm wherein a Li metal anode in organic 1 M  $\text{LiClO}_4$  in ethylene carbonate/dimethyl carbonate electrolyte is separated from an aqueous  $\text{LiOH}$ -based air cathode by a LISICON solid-state electrolyte (Fig. 26b). In this design,  $\text{Li}^+$  generated during anodic oxidation migrates across LISICON and reacts with  $\text{OH}^-$  in the aqueous phase to form soluble  $\text{LiOH}$ , while  $\text{O}_2$  is reduced to  $\text{OH}^-$  at the cathode ( $\text{O}_2 + 2\text{H}_2\text{O} + 4\text{e}^- \rightarrow 4\text{OH}^-$ ). This architecture prevents solid  $\text{Li}_2\text{O}_2$  precipitation and associated parasitic reactions by leveraging  $\text{OH}^-$  solubility, thus enhancing reaction reversibility and elevating theoretical energy density to  $5698 \text{ Wh kg}^{-1}$ . Inspired by this approach, similar multi-ion strategies have been adapted for Na- $\text{O}_2$  batteries. Hashimoto and Hayashi<sup>462</sup> constructed a Na- $\text{O}_2$  battery incorporating hybrid organic/aqueous electrolytes and NASICON separators (Fig. 26b). The galvanostatic discharge profiles measured in pure and humidified air demonstrated a theoretical discharge capacity of  $1200 \text{ mAh g}^{-1}$  for the hybrid setup (Fig. 26c). The resulting  $\text{Na}^+/\text{OH}^-$  dual-ion transport mitigated interfacial bottlenecks, reducing overpotential to 0.6 V, increasing discharge capacity 57-fold ( $503 \text{ mAh g}^{-1}$  vs.  $8.8 \text{ mAh g}^{-1}$  in



Fig. 26 Schematic representation of monovalent MABs using (a) a single organic electrolyte and (b) a hybrid organic/aqueous electrolyte. (c) Galvanostatic discharge profiles of Na- $\text{O}_2$  batteries operated in pure and humidified air with hybrid electrolytes. (d) First discharge and charge curves at  $0.5 \text{ mA cm}^{-2}$ . Reproduced with permission from ref. 462. Copyright 2015, Elsevier. (e) Discharge-charge curves of a non-aqueous Mg- $\text{O}_2$  battery with NaI additive. Reproduced with permission from ref. 463. Copyright 2015, Royal Society of Chemistry. (f) Initial discharge-charge profiles of a Na-air battery using liquid electrolytes with and without  $\text{Fe}(\text{C}_5\text{H}_5)_2$  at  $500 \text{ mA g}^{-1}$ . Reproduced with permission from ref. 464. Copyright 2015, Royal Society of Chemistry.



aqueous electrolytes), and enhancing power density 10-fold (12.4 vs. 1.4 mW cm<sup>-2</sup> in aqueous electrolytes) (Fig. 26d).

The aqueous phase also offers enhanced humidity tolerance and suppresses side reactions, extending battery lifespan. Senthilkumar *et al.*<sup>447</sup> further refined this concept with a NASICON-NaOH configuration, enabling low polarization (0.59 V), high round-trip efficiency (~83%), and capacity (500 mAh g<sup>-1</sup>) surpassing even nonaqueous Li–O<sub>2</sub> analogs. These studies underline the transformative role of multi-ion carrier design, where phase-segregated pathways for Na<sup>+</sup> and OH<sup>-</sup> substantially enhance kinetics, interfacial stability, and energy output in Na–O<sub>2</sub> batteries.

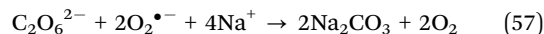
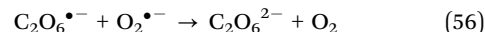
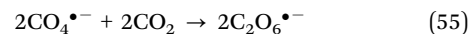
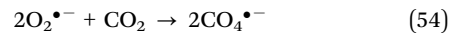
Beyond solid–liquid phase hybridization, the inclusion of soluble redox mediators introduces another dimension of multi-ion coordination. These redox mediators accelerate sluggish O<sub>2</sub> redox reactions while enabling cooperative ion–e<sup>-</sup> transfer pathways. Glusac and co-workers<sup>459</sup> reported that triarylmethyl cations (R<sup>+</sup>) in Li–air batteries are electrochemically reduced to form RO–OR peroxides *via* outer-sphere mechanisms, synergizing with Li<sup>+</sup>/O<sub>2</sub> inner-sphere reactions. This hybrid mechanism redirects Li<sub>2</sub>O<sub>2</sub> formation into the solution phase, mitigating electrode passivation and boosting discharge capacity by up to 35-fold (2.3 mAh cm<sup>-2</sup>). Similarly, in SABs, the introduction of NaI promotes a redox-active environment wherein Na<sup>+</sup>, I<sup>-</sup>, and I<sub>3</sub><sup>-</sup> interact dynamically.<sup>463</sup> During discharge, Na<sup>+</sup> combines with O<sub>2</sub> to form Na<sub>2</sub>O<sub>2</sub>, while charging oxidizes I<sup>-</sup> to I<sub>3</sub><sup>-</sup>, which decomposes Na<sub>2</sub>O<sub>2</sub> catalytically to regenerate NaI and O<sub>2</sub>. This ionically rich environment supports a reversible capacity of ~1000 mAh g<sup>-1</sup> (Fig. 26e). However, the volatility of iodine species prompted the exploration of alternative mediators such as ferrocene (Fe(C<sub>5</sub>H<sub>5</sub>)<sup>2+</sup>), which facilitates stepwise catalytic decomposition of Na<sub>2</sub>O<sub>2</sub> while maintaining low charge voltages (<3.0 V) (Fig. 26f).<sup>464</sup> These redox mediators not only introduce new charge transfer channels but also act as auxiliary ion carriers, enhancing conductivity and selectivity in both discharge and recharge processes.

To further suppress side reactions and improve both the ORR and the OER, multifunctional soluble mediators like Ir(acac)<sub>3</sub> have been developed. In Li–O<sub>2</sub> systems, iridium(III) acetylacetonate (Ir(acac)<sub>3</sub>) forms reversible Ir(acac)<sub>3</sub>–O<sub>2</sub><sup>-</sup> complexes during the ORR, stabilizing reactive intermediates in solution and directing Li<sub>2</sub>O<sub>2</sub> precipitation away from the cathode. During the OER, Ir(acac)<sub>3</sub> promotes Li<sub>2</sub>O<sub>2</sub> decomposition *via* an electrochemical-chemical sequence, reducing overpotentials and suppressing nucleophilic attack by O<sub>2</sub><sup>-</sup> radicals.<sup>465</sup> These multifunctional complexes exemplify how orchestrating multi-ion interactions (*e.g.*, Li<sup>+</sup>, O<sub>2</sub><sup>-</sup>, and redox mediator complexes) can resolve trade-offs between reactivity, stability, and energy density.

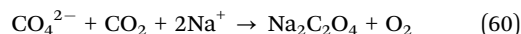
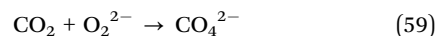
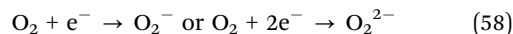
Multi-ion dynamics also govern product selectivity, as demonstrated by studies on environmental factors and gas-phase composition in Na–O<sub>2</sub> batteries.<sup>466,467</sup> Under dry air, Na<sub>2</sub>O<sub>2</sub> predominates,<sup>468–470</sup> while humidity facilitates OH<sup>-</sup>-driven NaOH formation.<sup>471</sup> CO<sub>2</sub> co-reduction generates carbonates (Na<sub>2</sub>CO<sub>3</sub>, Na<sub>2</sub>C<sub>2</sub>O<sub>4</sub>) *via* Na<sup>+</sup>/C<sub>2</sub>O<sub>6</sub><sup>2-</sup>/CO<sub>4</sub><sup>2-</sup> co-migration. Das *et al.*<sup>470,472</sup> showed that in a Na–O<sub>2</sub>/CO<sub>2</sub> hybrid cell, the presence of 40–63% CO<sub>2</sub> leads to a 2.6-fold capacity enhancement. Two

proposed mechanisms elucidate these complex transformations: one featuring stepwise O<sub>2</sub><sup>-</sup> and CO<sub>2</sub> coupling to form oxalate, and another based on direct O<sub>2</sub><sup>-</sup>–CO<sub>2</sub> reduction in organic media, which can be described as follows:

Mechanism 1:



Mechanism 2 (the reduction path of O<sub>2</sub> in organic solvent):



These ion-specific interactions are further exemplified in electrolyte-dependent product selectivity: ionic liquids favor Na<sub>2</sub>C<sub>2</sub>O<sub>4</sub> formation, while tetraethylene glycol promotes Na<sub>2</sub>CO<sub>3</sub>/Na<sub>2</sub>C<sub>2</sub>O<sub>4</sub> co-existence, underscoring how multi-ion carrier environments tailor reaction products.

In contrast, K–O<sub>2</sub> batteries uniquely benefit from the formation of KO<sub>2</sub>, which offers high conductivity, thermodynamic stability, and round-trip efficiencies exceeding 90% under anhydrous conditions.<sup>473</sup> These advantages arise from the hard–soft acid–base (HSAB) compatibility between soft acid K<sup>+</sup> and soft base O<sub>2</sub><sup>-</sup>, enabling selective 1e<sup>-</sup> reduction and stable KO<sub>2</sub> cycling.<sup>473,474</sup> However, moisture triggers parasitic side reactions yielding KOH and K<sub>2</sub>CO<sub>3</sub>, while the formation of K<sub>2</sub>O<sub>2</sub> compromises efficiency. These effects necessitate precise K<sup>+</sup>/O<sub>2</sub><sup>-</sup> flux control and advanced moisture-barrier or solid-state electrolyte designs to maintain single-phase KO<sub>2</sub> pathways.<sup>474–476</sup>

Ultimately, advances in Li<sup>+</sup>/OH<sup>-</sup> and Na<sup>+</sup>/OH<sup>-</sup> dual-ion transport frameworks have revealed new opportunities to overcome kinetic limitations and enhance cycling stability in MABs.<sup>466,467,477</sup> Architectures that spatially decouple ionic functions (*e.g.*, using Na<sup>+</sup> to optimize anodic transport and I<sup>-</sup>/I<sub>3</sub><sup>-</sup> or OH<sup>-</sup> to promote cathode ORR/OER activity and product solubility) represent a critical design frontier. Yet, analogous advancements in K–O<sub>2</sub> systems remain scarce, demanding systematic exploration of ion-coupled interfaces (*e.g.*, K<sup>+</sup>/O<sub>2</sub><sup>-</sup>/OH<sup>-</sup> coordination) and stable electrolyte architectures to unlock their full potential.

**5.3.2. Zn–air batteries.** ZABs, which originated from Walker's<sup>445</sup> pioneering 1878 design, have re-emerged as a linchpin of sustainable energy storage, offering an unparalleled combination of ultrahigh theoretical energy density (1353 Wh kg<sup>-1</sup>), environmental benignity, and inherent safety.<sup>404,478,479</sup> While early research focused primarily on catalytic innovation and electrolyte formulation, contemporary advancements have unveiled the pivotal role of multi-ion carrier dynamics in governing the performance of ZAB systems.



The energy storage mechanisms in ZABs, whether utilizing  $O_2$ ,  $CO_2$ , or  $N_2$  as cathodic reactants, are universally mediated by synergistic ion transport phenomena. In conventional aqueous alkaline ZABs, the discharge process involves the oxidation of Zn at the anode coupled with the ORR at the cathode, creating a closed loop of  $Zn(OH)_4^{2-}/OH^-$  dual-carrier exchange. This interplay is not merely incidental but engineered: the tetrahedral  $Zn(OH)_4^{2-}$  complex stabilizes dissolved  $Zn^{2+}$  intermediates, while  $OH^-$  ions simultaneously mediate ORR kinetics and prevent anode passivation. The multi-ion coordination is further exemplified in hybrid acid-alkali ZABs configurations, where selective ionomer membranes or solid-state electrolytes spatially segregate  $Zn^{2+}$  and  $OH^-$  transport to optimize interfacial charge transfer while suppressing dendrite formation.<sup>480</sup>

Expanding beyond  $O_2$ -based systems, emerging  $CO_2$  or  $N_2$ -fed ZABs demonstrate even more complex multi-ion carrier synergies. In Zn- $CO_2$  batteries, the cathodic reduction of  $CO_2$  generates carbon-containing species (e.g., CO and HCOOH) that couple with  $Zn^{2+}$  to form soluble intermediates (e.g.,  $Zn(OH)_4^{2-}$ ), leveraging  $Zn(OH)_4^{2-}/H^+/OH^-$  co-migration to enhance reaction homogeneity.<sup>481</sup> Similarly, Zn- $N_2$  batteries exploit  $Zn^{2+}/NH_4^+$  interactions during the cathodic  $N_2$  reduction reaction (NRR) to  $NH_3$  or  $NH_4^+$ .<sup>482</sup> Thus, ZABs serve not only as an archetype of MAB systems but also as a compelling demonstration of how multi-ion transport underpins advanced electrochemical functionality.

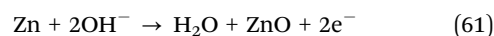
**5.3.2.1. Zn- $O_2$  batteries.** In Zn- $O_2$  batteries, the incorporation of zinc acetate ( $Zn(Ac)_2$ ) into alkali electrolytes has emerged as a crucial strategy to mitigate dendrite formation and surface passivation, which simultaneously modulates Zn electrode position morphology through preferential crystal facet adsorption and maintains electrolyte stability by sequestering  $CO_2$ -derived carbonate species before they can precipitate and block air cathode pores. This dual-action mechanism exemplifies how deliberate multi-ion carrier engineering ( $Zn^{2+}/CH_3COO^-/OH^-$  coordination) can overcome intrinsic limitations of conventional ZAB systems.

Aqueous alkaline electrolytes (KOH, KOH +  $Zn(Ac)_2$ ,  $7 \leq pH < 14$ ) remain the cornerstone of high-performance Zn- $O_2$  batteries due to their exceptional ORR kinetics (200–300 mV overpotential reduction) and superior ionic conductivity ( $>100 \text{ mS cm}^{-1}$ ).<sup>483</sup> The discharge process involves complex multi-ion interactions: Zn oxidation generates soluble  $Zn(OH)_4^{2-}$  at the anode, while the cathode facilitates the ORR through competing pathways. The ideal  $4e^-$  transfer route ( $O_2 + 2H_2O + 4e^- \rightarrow 4OH^-$ ) is often compromised by the parasitic  $2e^-$  pathway ( $O_2 + H_2O + 2e^- \rightarrow HO_2^- + OH^-$ ,  $HO_2^- + H_2O + 2e^- \rightarrow 3OH^-$ ,  $2HO_2^- \rightarrow 2OH^- + O_2$ ), which not only reduces energy efficiency but also generates oxidative species that degrade cell components. Crucially, both pathways are governed by multi-ion carrier dynamics,  $Zn(OH)_4^{2-}$  migration from the anode intersects with  $OH^-$  and oxygen-derived intermediates ( $O_2^-$ ,  $HO_2^-$ ) at the cathode, demonstrating how ion transport networks dictate reaction selectivity and system stability. Further, to overcome the sluggish kinetics of the multi- $e^-$  ORR and to enhance overall efficiency, researchers have developed advanced

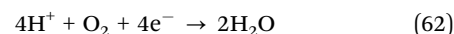
cathode materials, ranging from heteroatom-doped carbon nanostructures and transition metal oxides to atomically dispersed catalysts, to modulate intermediate adsorption/desorption energies and facilitate multi-ion transport. Comparative performance metrics for these catalysts are detailed in Table S6, highlighting their contributions to enhancing Zn- $O_2$  battery performance.

Pushing beyond conventional energy and power limitations, our group pioneered an asymmetry-electrolyte Zn-air battery (AEZAB) in which a BPM separates an alkaline NaOH anolyte from an acidic  $H_2SO_4$  catholyte.<sup>484</sup> The AEZAB elevates the theoretical cell voltage to 2.55 V by coupling Zn oxidation in alkaline media with the acidic ORR (Fig. 27a) and delivers a high maximum power density of  $270 \text{ mW cm}^{-2}$ , 1.88-fold higher than that of conventional ZABs ( $143 \text{ mW cm}^{-2}$ ) (Fig. 27b). The mechanism is proposed as follows:

Alkaline anode:



Acidic cathode:



Extending this concept, they further developed a hybrid acid-alkali ZAB,<sup>480</sup> wherein a desalination chamber bridges the acidic and alkaline compartments with the AEM and the CEM, enabling concurrent  $Na^+/Cl^-$  migration and electricity generation ( $375 \text{ mW cm}^{-2}$ ), while removing salts from seawater (Fig. 27c). This multifunctional configuration leverages a rich palette of coexisting ions,  $H^+$ ,  $OH^-$ ,  $Na^+$ ,  $Cl^-$ , and  $Zn(OH)_4^{2-}$ , demonstrating the potential of hybrid electrolyte systems to integrate energy conversion with water treatment.

Building upon this electrolyte decoupling strategy, asymmetric MABs incorporating zinc-based solid transmembrane membranes (ZnSTM) have been introduced to achieve selective  $Zn^{2+}$  conduction while co-mediating  $H^+$ ,  $OH^-$ , and  $Zn(OH)_4^{2-}$  transport (Fig. 27d).<sup>485</sup> By physically isolating KOH and  $H_2SO_4$  electrolytes yet enabling selective ion exchange, ZnSTM suppresses neutralization reactions and interfacial instability, common challenges in pH-asymmetric systems. This configuration achieves an OCV of 1.96 V, an energy density of  $1354 \text{ Wh kg}^{-1}$  (based on Zn), and a round-trip efficiency of 76.6% over 100 h, further highlighting the role of tailored multi-ion pathways in stabilizing high-performance Zn- $O_2$  architectures.

Recent paradigm-shifting insights into ORR/OER mechanisms have challenged the long-standing assumption that zinc peroxide ( $ZnO_2$ ) formation is irreversible.<sup>486</sup> It was shown that  $ZnO_2$  can reversibly form and decompose by constructing a hydrophobic, anion-rich inner Helmholtz layer at the air cathode. This design creates a water-deficient interface, which effectively stabilizes the  $2e^-$  ORR pathway. Using hydrophobic anions such as  $CF_3SO_3^-$  to exclude  $H_2O$  from the reaction site, the team enabled  $Zn^{2+}$ -mediated  $ZnO_2$  cycling with minimal parasitic hydrolysis, achieving a remarkable 1600 h cycle life at  $0.1 \text{ mA cm}^{-2}$ . In parallel, Wang *et al.*<sup>487</sup> advanced the  $2e^-$  ORR by introducing the anthraquinone-2,7-disulfonic acid disodium





Fig. 27 (a) Schematic diagram of the as-assembled AEZAB. (b) Discharge polarization and corresponding power density curves of AEZAB and ZAB. Reproduced with permission from ref. 484. Copyright 2019, Springer Nature. (c) Schematic illustration of hybrid acid-alkaline ZABs employing AEM and CEM. Reproduced with permission from ref. 480. Copyright 2024, Wiley. (d) Schematic of hybrid acid-alkali ZABs based on a ZnSTM. Reproduced with permission from ref. 485. Copyright 2021, Elsevier. (e) Voltage profile of an AQDS-mediated ZAB, where the solid line denotes the first cycle and the dashed line indicates constant-current cycling following full anode replacement after Zn depletion. Reproduced with permission from ref. 487. Copyright 2022, Wiley. (f) Schematic of the cell configuration and working mechanism of a rechargeable seawater-based ZAB. Reproduced with permission from ref. 488. Copyright 2020, Elsevier.

salt (AQDS) as a soluble redox mediator in alkaline media. Through electrochemical-chemical coupling, AQDS mediates the reduction of  $\text{O}_2$  to  $\text{HO}_2^-$ , bypassing heterogeneous catalysis and enabling high-efficiency ORR (Fig. 27e). This  $\text{AQDS}^{2-}/\text{HO}_2^-/\text{OH}^-/\text{H}^+$  co-transport mechanism lowers activation barriers and reduces overpotentials, yielding 85% energy efficiency at  $10 \text{ mA cm}^{-2}$ , and reinforcing the advantage of redox-mediated multi-ion synergy in boosting Zn- $\text{O}_2$  battery performance.

These advances have extended Zn- $\text{O}_2$  battery capabilities into extreme operational domains. Zhang *et al.*<sup>488</sup> developed seawater-derived electrolytes (6 M KOH + 0.2 M  $\text{Zn}(\text{Ac})_2$  dissolved in seawater) that exploit  $\text{OH}^-/\text{Zn}(\text{OH})_4^{2-}$  dual-ion transport to buffer  $\text{Cl}^-$  interference (Fig. 27f). Further innovation yielded a CsOH-based electrolyte that sustained 500 cycles with a narrow 0.8 V voltage gap at  $5.0 \text{ mA cm}^{-2}$ , even at  $-10 \text{ }^\circ\text{C}$ , showcasing exceptional low-temperature adaptability.<sup>489</sup> Modern Zn- $\text{O}_2$  systems are increasingly multifunctional, extending beyond energy storage into applications such as  $\text{H}_2\text{O}$  purification, hydrogen evolution, and  $\text{H}_2\text{O}_2$  synthesis *via* a  $2\text{e}^-$  ORR, all of which are orchestrated by carefully tuned fluxes of  $\text{H}^+$ ,  $\text{OH}^-$ , and  $\text{Zn}(\text{OH})_4^{2-}$ .<sup>486</sup> By engineering ionic gradients, hybrid electrolytes, and redox-active interfaces, multi-ion carrier strategies have transformed Zn- $\text{O}_2$  batteries into integrated energy-environmental platforms. These systems transcend historical trade-offs between energy density, reversibility, and operational

versatility, firmly positioning ZABs as a critical node in the future of sustainable energy technologies.

**5.3.2.2. Zn- $\text{CO}_2$  batteries.** Zn- $\text{CO}_2$  batteries, an emerging subclass of MABs, uniquely integrate electrochemical energy storage with carbon capture and utilization, offering a dual-function platform that capitalizes on the dynamic interplay of multiple ionic species (Table S6). Structurally analogous to Zn- $\text{O}_2$  systems yet distinct in their cathodic chemistry, these batteries employ BPMs to maintain critical pH gradients between alkaline anolyte ( $\text{KOH}/\text{Zn}(\text{Ac})_2$ ) and near-neutral catholyte ( $\text{KHCO}_3 \pm \text{HCOO}^-$ ), enabling selective ion transport while preventing electrolyte crossover.<sup>490</sup> This architectural innovation creates a dynamic multi-ion environment where zinc speciation varies dramatically with local pH: neutral conditions favor  $\text{Zn}^{2+}$  as the primary charge carrier ( $\text{Zn} \rightarrow \text{Zn}^{2+} + 2\text{e}^-$ ), while alkaline media promote zincate formation ( $\text{Zn} + 4\text{OH}^- \rightarrow \text{Zn}(\text{OH})_4^{2-} + 2\text{e}^-$ ) followed by dehydration to ZnO ( $\text{Zn}(\text{OH})_4^{2-} \rightarrow \text{ZnO} + 2\text{OH}^- + \text{H}_2\text{O}$ ). This pH-dependent  $\text{Zn}^{2+}/\text{OH}^-$  interplay directly influences anode morphology and cycling stability, demonstrating how electrolyte engineering can steer phase evolution through controlled ion coordination.

Concurrently, the cathode mediates  $\text{CO}_2$  reduction ( $\text{CO}_2\text{RR}$ ) through multiple competing pathways, which are similarly governed by electrolyte composition and ion flux. In neutral



media,  $\text{CO}_2$  is electrochemically reduced to formic acid ( $\text{CO}_2 + 2\text{H}^+ + 2\text{e}^- \rightarrow \text{HCOOH}$ ), whereas in alkaline environments, the pathway shifts toward formate production ( $\text{CO}_2 + 2\text{e}^- + \text{H}_2\text{O} \rightarrow \text{HCOO}^- + \text{OH}^-$ ).<sup>491</sup> These divergent pathways illustrate the modulatory roles of  $\text{H}^+$ ,  $\text{OH}^-$ , and  $\text{HCOO}^-$  ions in tuning product selectivity and stabilizing reactive intermediates. Collectively, this complex ionic choreography, spanning  $\text{Zn}^{2+}/\text{H}^+$  in neutral media and  $\text{Zn}(\text{OH})_4^{2-}/\text{HCOO}^-/\text{OH}^-$  in alkali media, addresses intrinsic limitations of nonaqueous  $\text{CO}_2$  batteries, such as low  $\text{CO}_2$  solubility and parasitic reactions, by leveraging the high ionic conductivity and buffering capabilities of aqueous electrolytes ( $> 100 \text{ mS cm}^{-1}$ ).

To systematically address  $\text{CO}_2$ RR selectivity challenges and round-trip efficiency, Wang *et al.* developed a breakthrough reversible system employing a Pd-based bifunctional cathode within a BPM architecture (Fig. 28a).<sup>492</sup> By isolating alkaline

anolyte (1 M KOH + 0.02 M  $\text{Zn}(\text{Ac})_2$ ) from neutral catholyte (1 M NaCl + 0.1 M  $\text{HCOONa}$ ), this design harnesses  $\text{Zn}(\text{OH})_4^{2-}/\text{OH}^-/\text{H}^+$  multi-ion carrier dynamics to achieve exceptional performance: 89% FE for  $\text{HCOOH}$  production, and 81.2% energy efficiency with  $788 \text{ Wh kg}^{-1}$  theoretical density. The system maintains 73.5% efficiency over 100 cycles, demonstrating how precise ion flux control can stabilize both energy storage and  $\text{CO}_2$  conversion processes. Expanding this paradigm, the same group later introduced an Ir@Au bimetallic catalyst system that mimics photosynthetic  $\text{CO}_2$  fixation within a pH-decoupled system (anolyte: KOH +  $\text{Zn}(\text{Ac})_2$ ; catholyte:  $\text{CO}_2$ -saturated  $\text{KHCO}_3$ ).<sup>493</sup> Here, optimized  $\text{Zn}^{2+}$  migration drives  $\text{CO}_2$ -to- $\text{CO}$  conversion with 90% FE at 1.14 V, while  $\text{Zn}^{2+}/\text{OH}^-/\text{H}^+$  co-transport enables efficient charging through the ORR and Zn deposition (Fig. 28b).

Building on these advances, Bi-based electrocatalysts have also shown promise. Bi cluster-anchored hollow carbon



**Fig. 28** (a) Schematic illustration of a reversible Zn-CO<sub>2</sub> battery operating in a hybrid acid-salt electrolyte. Reproduced with permission from ref. 492. Copyright 2018, Wiley. (b) Schematic of an aqueous rechargeable Zn-CO<sub>2</sub> electrochemical cell employing a hybrid alkali-salt electrolyte. Reproduced with permission from ref. 493. Copyright 2019, Wiley. (c) Schematic representation of a hybrid acid-alkali Zn-CO<sub>2</sub> battery. Reproduced with permission from ref. 495. Copyright 2022, the American Chemical Society. (d) Schematic of a Zn-N<sub>2</sub> battery featuring a Fe<sub>SA</sub>-N-C-900 cathode. (e) Proposed reaction mechanism for N<sub>2</sub>-to-NH<sub>3</sub> conversion (blue and white spheres representing N and H atoms, respectively). Reproduced with permission from ref. 489. Copyright 2021, Wiley. (f) Schematic diagram of the flow-cell device for NRR. (g) Illustration of the NRR reaction pathway. (h) *In situ* ATR-FTIR spectra of Fe<sub>SA</sub>-N-C-900 at -0.2, -0.4, and -0.6 V. Reproduced with permission from ref. 497. Copyright 2022, Wiley.



spheres (BiC/HCS) used as cathodes in a BPM configuration (acidic catholyte: 0.8 M KHCO<sub>3</sub>; alkaline anolyte: 6 M KOH + 0.2 M Zn(Ac)<sub>2</sub>) achieved 92% FE for HCOOH production, an OCV of 0.94 V, and a peak power density of 7.2 mW cm<sup>-2</sup>, with stable operation over 200 cycles.<sup>494</sup> Complementarily, Liu *et al.*<sup>495</sup> introduced a BiPdC alloy catalyst in a similar bipolar system (anolyte: 1 M KOH + 0.02 M Zn(Ac)<sub>2</sub>; catholyte: 0.1 M KHCO<sub>3</sub> + 0.1 M HCOONa), which maintained 1.1 V over 45 h at 0.5 mA cm<sup>-2</sup> and achieved 52.6% FE for HCOOH (Fig. 28c). In these systems, multi-ion transport is again pivotal: Zn(OH)<sub>4</sub><sup>2-</sup>, OH<sup>-</sup>, and H<sup>+</sup> collectively support the redox interplay between Zn stripping/plating and CO<sub>2</sub> conversion. The following reactions illustrate this synergy:

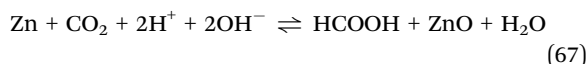
Anode:



Cathode:



Overall:



The success of these architectures underscores the critical role of these multi-ion carriers (*e.g.*, Zn<sup>2+</sup>, OH<sup>-</sup>, H<sup>+</sup>, and HCOO<sup>-</sup>) in synchronizing the CO<sub>2</sub>RR with Zn plating/stripping. By decoupling pH environments and tailoring ion flux through bipolar membranes, such systems mitigate crossover-induced neutralization while enhancing interfacial kinetics. Despite progress, challenges persist in achieving high-rate performance and controlling reactive intermediates (*e.g.*, \*COOH and \*CO). Nevertheless, the integration of bifunctional catalysts, pH-decoupled electrolytes, and multi-ion carrier engineering positions Zn-CO<sub>2</sub> batteries as transformative platforms for sustainable energy storage and carbon neutrality, bridging renewable energy conversion with CO<sub>2</sub> valorization through precisely regulated ion dynamics.

**5.3.2.3. Zn-N<sub>2</sub> batteries.** The electrochemical nitrogen reduction reaction (NRR) has emerged as a transformative alternative to the century-old Haber-Bosch process, offering a sustainable pathway for ammonia (NH<sub>3</sub>) synthesis under ambient conditions powered by renewable energy. Despite this promise, the practical deployment of electrochemical NRR remains impeded by intrinsically low NH<sub>3</sub>-yield and FE, primarily attributed to sluggish reaction kinetics, poor selectivity, and the competing HER. These limitations are being overcome through innovative Zn-N<sub>2</sub> battery architectures that leverage sophisticated multi-ion carrier dynamics to simultaneously achieve energy storage and N<sub>2</sub> fixation.<sup>496</sup>

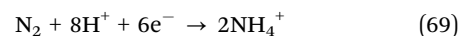
A notable example is the pH-decoupled Zn-N<sub>2</sub> battery developed by Hou *et al.*,<sup>496</sup> which employs metallic NbS<sub>2</sub> nanosheets as a cathode catalyst. This system utilizes a BPM to spatially

segregate an alkaline Zn anolyte from an acidic N<sub>2</sub>-saturated catholyte, thereby leveraging differential ion flux to enhance performance. During operation, Zn at the anode undergoes oxidation, with the released Zn<sup>2+</sup> contributing to charge transport. Simultaneously, at the cathode, N<sub>2</sub> is reduced through an 8H<sup>+</sup>/6e<sup>-</sup> pathway to form NH<sub>4</sub><sup>+</sup>, while OH<sup>-</sup> generated at the anode migrates across the BPM to maintain electroneutrality. The mechanism is proposed as follows:

Anode:



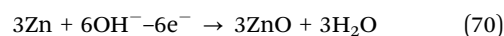
Cathode:



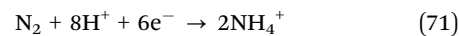
This orchestrated Zn<sup>2+</sup>/H<sup>+</sup>/OH<sup>-</sup>/NH<sub>4</sub><sup>+</sup> multi-ion carrier mechanism achieves a discharge power density of 0.31 mW cm<sup>-2</sup> and an energy density of 714 mAh g<sup>-1</sup> at 0.05 mA cm<sup>-2</sup>, sustaining stable operation over 10 h. The strategic decoupling of pH environments not only inhibits proton-hydroxide neutralization but also facilitates directional ion flow, improving both selectivity and efficiency of nitrogen fixation.

Building upon this framework, a Zn-N<sub>2</sub> hybrid system incorporating Fe-based single-atom catalysts further demonstrates the utility of multi-ion carrier dynamics. In this architecture, a BPM separates an acidic 0.1 M HCl catholyte from an alkaline 4.0 M NaOH anolyte (Fig. 28d).<sup>489</sup> During discharge, the NRR proceeds on the Fe single-atom active sites in the acid environment, while metallic Zn undergoes anodic oxidation in the basic phase; the reactions are shown as follows (Fig. 28e):

Anode:



Cathode:



Importantly, the BPM masterfully coordinates the transport of Na<sup>+</sup>, Cl<sup>-</sup>, H<sup>+</sup>, OH<sup>-</sup>, and NH<sub>4</sub><sup>+</sup> ions, maintaining crucial pH gradients while enabling efficient N<sub>2</sub>-to-NH<sub>3</sub> conversion (31.9 μg h<sup>-1</sup> mg<sup>-1</sup>, 11.8% FE at -0.4 V) and Zn stripping/plating. The system achieves a peak power density of 4.5 mW cm<sup>-2</sup> and energy density of 815 Wh kg<sup>-1</sup>, significantly outperforming conventional single-electrolyte designs.

Further enhancements in catalytic performance were realized by tailoring the local electronic environment of the active site. Sulfur-coordinated Fe single-atom catalysts (Fe<sub>SA</sub>-NSC-900) enabled improved NRR activity with a FE of 21.9% at a high current density of 10 mA cm<sup>-2</sup> (Fig. 28f).<sup>497</sup> This research underscores the critical importance of local electronic structure tuning in optimizing NRR kinetics within multi-ion carrier environments.

These advancements highlight how multi-ion carrier engineering, spanning Zn<sup>2+</sup>, H<sup>+</sup>, OH<sup>-</sup>, and NH<sub>4</sub><sup>+</sup>, enables precise control over reaction microenvironments, mitigates parasitic HER, and stabilizes NRR intermediates. However, challenges persist in enhancing catalytic selectivity (*e.g.*, suppressing



competing HER), stabilizing reactive species (e.g.,  $^*N_2H_x$ ), and elucidating ion-coupled reaction mechanisms (Fig. 28g). While, the enlarged ATR-FTIR spectra clearly reveal that  $Fe_{SA}\text{-NSC-900}$  effectively facilitates the kinetic transformation of  $^*N_2 \rightarrow ^*NNH$  in the NRR (Fig. 28h).

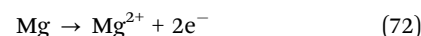
Future efforts must integrate *operando* characterization and computational modeling to decode carrier-specific interactions at electrified interfaces, ultimately bridging the gap between lab-scale innovation and industrial deployment.

**5.3.3. Mg-air batteries.** Mg-air batteries (MgABs) have emerged as compelling candidates for high-energy-density storage, offering a volumetric energy density of up to  $14 \text{ kWh L}^{-1}$  and a gravimetric energy density of  $3.9 \text{ kWh kg}^{-1}$ , alongside low cost and the abundance of Mg.<sup>498–500</sup> These advantages render MgABs particularly attractive for electric vehicles and large-scale grid applications. However, their practical deployment is hindered by fundamental electrochemical challenges. The typical MgABs operate in neutral aqueous electrolytes where Mg undergoes anodic oxidation to form  $Mg^{2+}$  ions as the sole charge carriers. In such systems, the Mg anode suffers from severe self-corrosion, parasitic HER, and the formation of electrochemically inert MgO ( $\Delta G_f^\theta = -568.9 \text{ kJ mol}^{-1}$ ), which collectively degrade FE and cycling stability.<sup>498</sup> Conversely, non-aqueous systems, although free from hydrolysis, are limited by

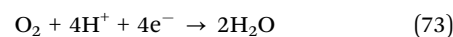
poor  $Mg^{2+}$  conductivity, anode passivation due to electrolyte salt decomposition, and the thermodynamic irreversibility of MgO.

The breakthrough realization that multi-ion carrier engineering could circumvent these thermodynamic constraints has revolutionized MgAB development. Leung *et al.*<sup>450</sup> introduced a dual-electrolyte architecture consisting of  $3 \text{ M H}_2\text{SO}_4$  catholyte and  $5 \text{ M NaNO}_3$  anolyte, separated by a Nafion N211 membrane (Fig. 29a). This pH-decoupled design enables co-migration of  $Mg^{2+}$  and  $H^+$ : Mg is oxidized at the anode, while the cathodic ORR proceeds *via* a  $4e^- H^+$ -driven pathway. The corresponding reactions are shown as follows:

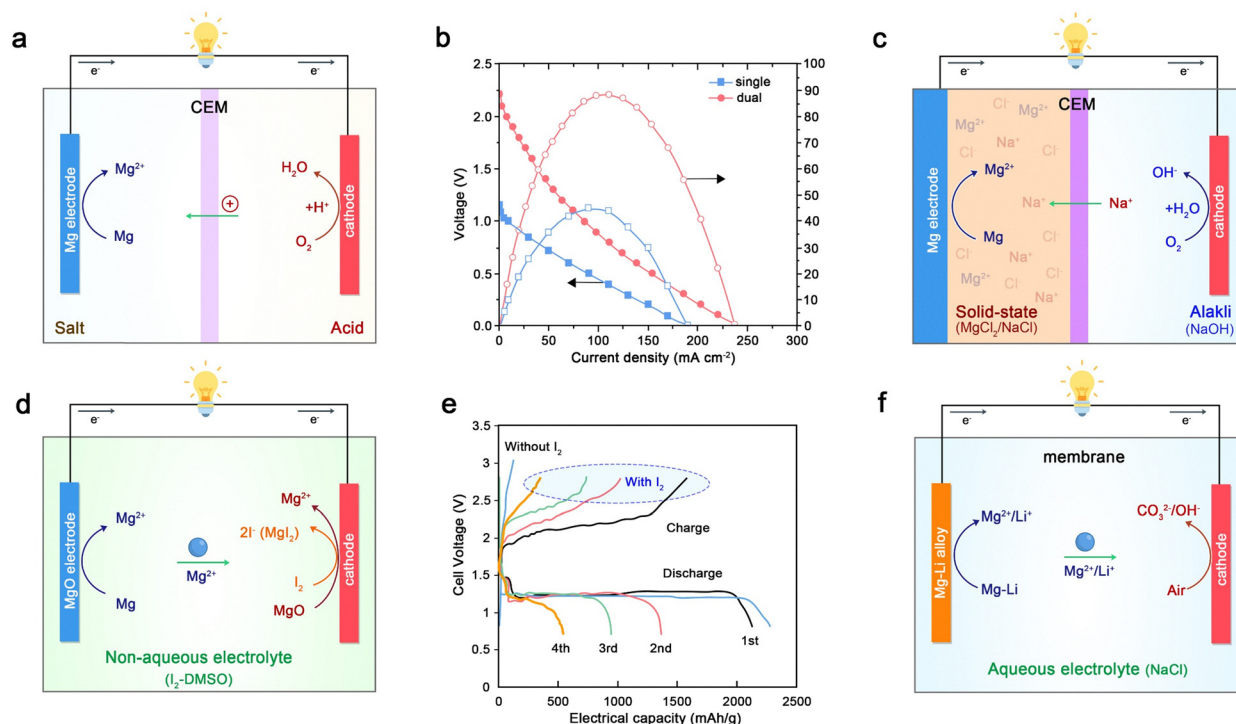
Anode:



Cathode:



The acidic environment not only elevates the cathode potential, increasing the cell voltage (OCV =  $2.23 \text{ V}$ ), but also suppresses  $OH^-$ -induced  $Mg(OH)_2$  formation, leading to an energy density of  $2043 \text{ mWh g}^{-1}$  at  $20 \text{ mA cm}^{-2}$ , and a discharge capacity of  $1851 \text{ mAh g}^{-1}$  with 84% coulombic efficiency at  $50 \text{ mA cm}^{-2}$  (Fig. 29b).



**Fig. 29** (a) Schematic illustration of a dual-electrolyte MgAB employing an  $H_2SO_4$  catholyte and  $NaNO_3$  anolyte. (b) Comparison of polarization curves between dual- and single-electrolyte MgABs. Reproduced with permission from ref. 450. Copyright 2021, Elsevier. (c) Working principle of an “all-in-one” MgAB integrating a unified Mg anode system. Reproduced with permission from ref. 501. Copyright 2025, Elsevier. (d) Proposed catalytic mechanism during the charging process using an  $I_2$ -DMSO electrolyte at the air cathode. (e) Discharge–charge profiles of a non-aqueous Mg– $O_2$  battery with iodine additives at  $60^\circ \text{C}$  (black, pink, green, and red curves represent the first to fourth cycles; the blue curve represents performance without iodine). Reproduced with permission from ref. 469. Copyright 2013, Royal Society of Chemistry. (f) Schematic of the discharge mechanism of the ML11 anode in MgABs. Reproduced with permission from ref. 504. Copyright 2025, Royal Society of Chemistry.



To simultaneously address cathodic sluggishness and anode passivation, Wang *et al.*<sup>501</sup> engineered an “all-in-one” Mg anode system incorporating a Na<sup>+</sup>-selective ion-exchange membrane and a Mg–alginate/MgCl<sub>2</sub>/NaCl-based solid-state electrolyte (Fig. 29c). This platform supports Mg<sup>2+</sup>/Na<sup>+</sup>/Cl<sup>−</sup>/OH<sup>−</sup> multi-ion transport: Mg<sup>2+</sup> migrates through the solid electrolyte, Na<sup>+</sup> facilitates charge compensation at the cathode and effectively blocks Mg<sup>2+</sup>/OH<sup>−</sup> crossover, mitigating passivation, while Cl<sup>−</sup> disrupts interfacial oxide layers and reduces polarization resistance. The system achieves a remarkable 506 h cycle life at 1 mA cm<sup>−2</sup> with 69.7% energy efficiency.

In non-aqueous systems, multi-ion carrier transport mechanisms can also be designed. Shiga *et al.*<sup>469,471</sup> pioneered a catalytic cycling architecture employing I<sub>2</sub>-dimethyl sulfoxide (DMSO) and TEMPO-anion complexes at the air cathode (Fig. 29d). This system introduces Mg<sup>2+</sup>/I<sup>−</sup> dual-carrier dynamics, wherein discharge yields MgO *via* the ORR (Mg<sup>2+</sup> + 2O<sub>2</sub><sup>−</sup> + 2e<sup>−</sup> → MgO), while charging leverages oxidative decomposition of MgO by I<sub>2</sub> (MgO + I<sub>2</sub> → Mg<sup>2+</sup> + 2I<sup>−</sup> + 1/2O<sub>2</sub> + 2e<sup>−</sup>), regenerating MgI<sub>2</sub> and reactivating the redox mediator. I<sup>−</sup> thus acts as a secondary ion carrier, synergizing with Mg<sup>2+</sup> to facilitate reversible oxygen redox chemistry, reducing kinetic overpotentials and overcoming MgO's thermodynamic barrier. As a result, the discharge capacity of a non-aqueous Mg–O<sub>2</sub> battery is significantly improved upon the introduction of iodine additives, compared to iodine-free systems (Fig. 29e). Additionally, the use of hydrophobic gas diffusion layers facilitates O<sub>2</sub> transport and alleviates mass transfer limitations.<sup>502</sup>

Alloying strategies further enhance multi-ion synergies. Mg–xIn alloys (*e.g.*, Mg–1In)<sup>503</sup> leverage In<sup>3+</sup>/Mg<sup>2+</sup> interactions to suppress self-corrosion (*i*<sub>0</sub>, HER ≈ 10<sup>−10</sup> A cm<sup>−2</sup>) while stabilizing discharge pH, delivering 2100.2 mWh g<sup>−1</sup> at 10 mA cm<sup>−2</sup> and 780 h durability at 2.5 mA cm<sup>−2</sup>. Similarly, Mg–Li–Zn–Y alloys (*e.g.*, ML11)<sup>504</sup> exploit Li<sup>+</sup>-dominated reactions to form LiOH preferentially, reducing Mg corrosion and achieving 1727 mWh g<sup>−1</sup> at 20 mA cm<sup>−2</sup> through β-Li phase uniformity (Fig. 29f).

The most transformative applications of multi-ion carrier principles emerge in hybrid Mg–O<sub>2</sub>/CO<sub>2</sub> systems. These architectures harness Mg<sup>2+</sup>/C<sub>2</sub>O<sub>4</sub><sup>2−</sup> dual-ion interactions to simultaneously achieve energy storage and carbon capture. The stepwise carboxylation pathway (O<sub>2</sub> + 2e<sup>−</sup> → O<sub>2</sub><sup>2−</sup>, CO<sub>2</sub> + O<sub>2</sub><sup>2−</sup> → CO<sub>4</sub><sup>2−</sup>, CO<sub>4</sub><sup>2−</sup> + CO<sub>2</sub> → C<sub>2</sub>O<sub>4</sub><sup>2−</sup> + O<sub>2</sub>) demonstrates how carefully engineered ion cascades can convert thermodynamic challenges into opportunities, delivering 1441.38 Wh kg<sup>−1</sup> (7.77-fold higher than single alkaline batteries) while producing recyclable MgC<sub>2</sub>O<sub>4</sub>.

Taken together, these developments underscore the transformative potential of multi-ion carrier engineering in MgABs. By integrating species such as Mg<sup>2+</sup>, H<sup>+</sup>, Na<sup>+</sup>, Cl<sup>−</sup>, OH<sup>−</sup>, and C<sub>2</sub>O<sub>4</sub><sup>2−</sup>, these strategies address long-standing barriers including anode passivation, poor reversibility, and low cathodic kinetics. Ion-specific control over transport, redox mediation, and interfacial environments across dual-electrolyte systems, solid-state conductors, and hybrid alloys allows MgABs to transcend the limitations of conventional single-ion systems.

Looking forward, the exploration of hybrid electrolytes (*e.g.*, Mg<sup>2+</sup>/TFSI<sup>−</sup>), dual-ion electrocatalysts, and dynamic interface tuning holds promise for further enhancing MgABs' robustness.

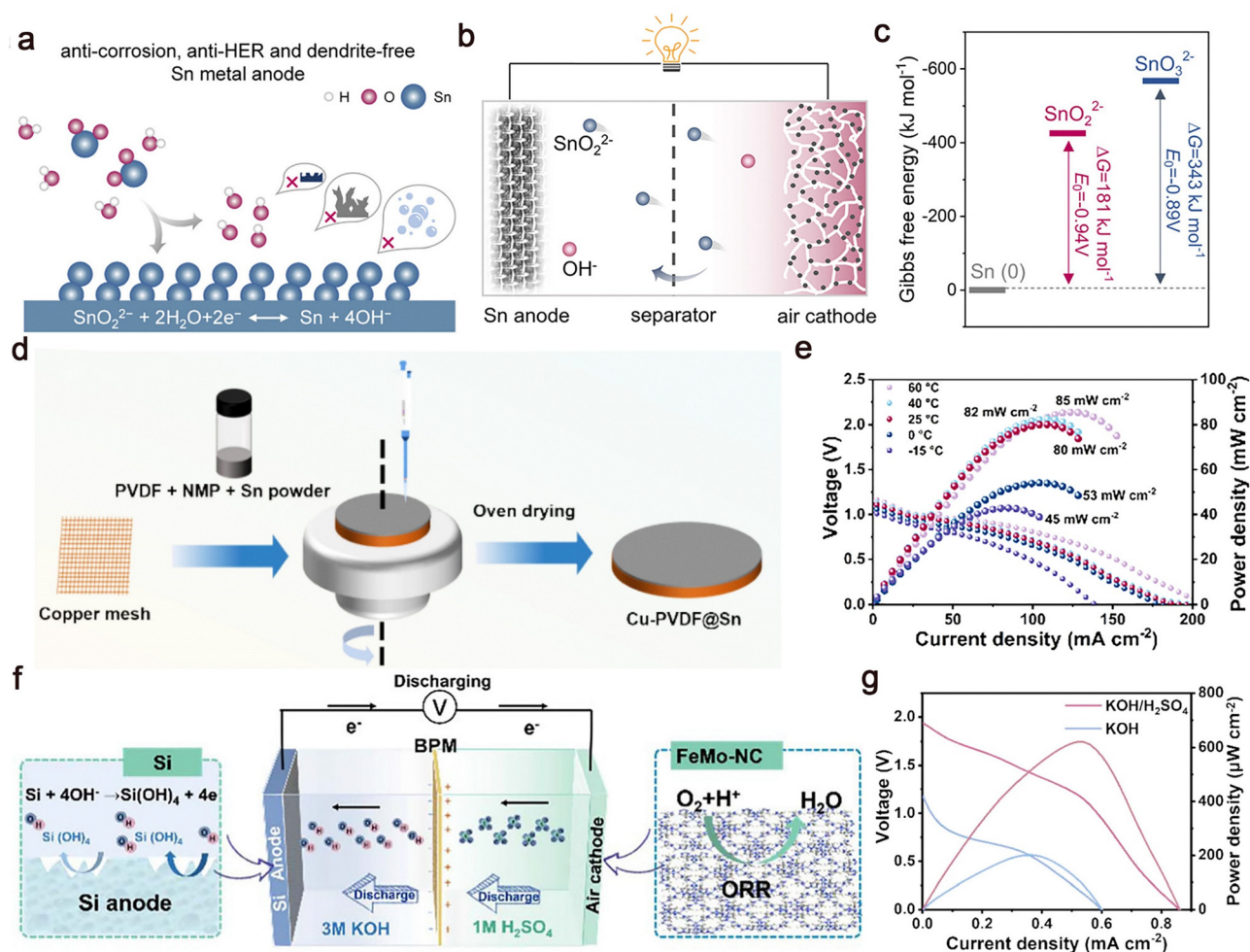
**5.3.4. Sn–air batteries.** Sn has recently attracted growing attention as a viable anode material for aqueous MABs due to its high theoretical capacity (~990 mAh g<sup>−1</sup>), earth abundance, non-toxicity, and biocompatibility, making it especially suited for wearable and environmentally benign applications (Table S6).<sup>505–507</sup> Notably, Sn–air batteries are also classic multi-ion (SnO<sub>2</sub><sup>2−</sup> or SnO<sub>3</sub><sup>2−</sup> and OH<sup>−</sup>) transport energy storage systems. However, the practical deployment of Sn–air batteries has been impeded by sluggish redox kinetics and the poor thermodynamic reversibility of conventional Sn<sup>4+</sup>-based reactions. Specifically, the canonical redox pathway involving stannate (SnO<sub>3</sub><sup>2−</sup> + 3H<sub>2</sub>O + 4e<sup>−</sup> → Sn + 6OH<sup>−</sup>) suffers from a prohibitively high energy barrier (342.96 kJ mol<sup>−1</sup>), low diffusion coefficient (9.60 × 10<sup>−6</sup> cm<sup>2</sup> s<sup>−1</sup>), and significant interfacial resistance (*R*<sub>a</sub> = 3425 Ω), ultimately resulting in poor reversibility and low energy efficiency.

To address these limitations, Chao *et al.*<sup>507</sup> introduced a reconfigured reaction pathway based on stannite ions (SnO<sub>2</sub><sup>2−</sup>) as the primary charge carriers (Fig. 30a). In this system, Sn undergoes oxidation at the alkaline anode to form SnO<sub>2</sub><sup>2−</sup>, while OH<sup>−</sup> ions generated at the cathode *via* the ORR sustain ionic conductivity and electrochemical continuity (Fig. 30b). The reduction energy for the SnO<sub>2</sub><sup>2−</sup> → Sn transformation is as low as 181 kJ mol<sup>−1</sup>, nearly half that required for SnO<sub>3</sub><sup>2−</sup> → Sn (342.96 kJ mol<sup>−1</sup>), indicating a more favorable reduction pathway (Fig. 30c). Substituting SnO<sub>3</sub><sup>2−</sup> with SnO<sub>2</sub><sup>2−</sup> not only lowers the activation energy significantly (by 171.48 kJ mol<sup>−1</sup>), but also optimizes the solvation structure (coordination number = 4.37), and enhanced diffusion kinetics (1.72 × 10<sup>−5</sup> cm<sup>2</sup> s<sup>−1</sup>), thus enabling efficient SnO<sub>2</sub><sup>2−</sup>/OH<sup>−</sup> multi-ion transport. The result is a highly efficient discharge–charge process with 99.5% Sn utilization, 420 Wh kg<sup>−1</sup> energy density, and over 1900 h of dendrite-free cycling stability, underscoring the critical role of rational ion-pathway design in driving electrochemical performance.

To further enhance interfacial uniformity and long-term stability, Hu *et al.*<sup>508</sup> developed a flexible, corrosion-resistant hierarchical anode composed of Cu-PVDF@Sn microchannels (Fig. 30d). This architecture effectively homogenizes the SnO<sub>2</sub><sup>2−</sup>/Sn redox interface, achieving 92.61% coulombic efficiency over 1200 cycles, 800 h operation at 5 mA cm<sup>−2</sup>, and boosting energy density to 474 Wh kg<sup>−1</sup>. Complementary to this, the integration of polymer-based gel electrolytes has enabled flexible Sn–air batteries to operate across a broad temperature window (−15 to 60 °C), achieving an energy density of 504 Wh kg<sup>−1</sup> and a peak power density 80 mW cm<sup>−2</sup> at 5 mA cm<sup>−2</sup>, thus meeting the practical demands of flexible electronics (Fig. 30e).

Notably, the fusion of photocatalysis with Sn–air chemistry has introduced an additional dimension to ion–electron synergy. For example, the incorporation of Fe<sub>2</sub>O<sub>3</sub>@TiO<sub>2</sub>/Ti heterojunctions as bifunctional photoelectrodes facilitates solar-assisted charging, with light-induced electron–hole separation significantly reducing the overpotential to just 40 mV while simultaneously accelerating





**Fig. 30** (a) Schematic illustration of Sn electrodeposition from a KOH electrolyte containing  $\text{SnO}_2^{2-}$  species. (b) Schematic of the mechanism of a Sn-air battery utilizing  $\text{SnO}_2^{2-}$  as the active species. (c) Calculated Gibbs free energy and potentials for the reduction of  $\text{SnO}_3^{2-}$  and  $\text{SnO}_2^{2-}$  to metallic Sn. Reproduced with permission from ref. 507. Copyright 2023, American Chemical Society. (d) Schematic illustration of the fabrication process of the Cu-PVDF@Sn electrode. (e) Polarization and power density curves of the Sn-air battery based on the Cu-PVDF@Sn electrode at various operating temperatures. Reproduced with permission from ref. 508. Copyright 2025, Elsevier. (f) Schematic of a SiAB employing an asymmetric alkaline anolyte (3 M KOH) and acidic catholyte (1 M  $\text{H}_2\text{SO}_4$ ). (g) Polarization curves of SiABs operated in asymmetric (KOH- $\text{H}_2\text{SO}_4$ ) vs. symmetric (single KOH) aqueous electrolytes. Reproduced with permission from ref. 512. Copyright 2025, Wiley.

ORR/OER kinetics.<sup>509</sup> This solar-coupled strategy expands the functional landscape of Sn-air batteries beyond traditional electrochemical boundaries, highlighting a compelling energy-chemical hybridization approach.

All these advances, ranging from reengineering charge carriers ( $\text{SnO}_2^{2-}$  vs.  $\text{SnO}_3^{2-}$ ), optimizing interface stability *via* microstructured anodes and gel electrolytes, to integrating photocatalytic components, demonstrate how multi-ion carrier orchestration lies at the core of Sn-air battery innovation. By coordinating  $\text{SnO}_2^{2-}$ ,  $\text{OH}^-$ , and photogenerated species within controlled electrochemical microenvironments, these systems achieve enhanced energy density, cycling durability, and environmental adaptability.

**5.3.5. Si-air batteries.** Si-air batteries (SiABs) have broadened the MAB family.<sup>453</sup> First conceptualized by Ein-Eli in 2009,<sup>510</sup> early SiABs utilized non-aqueous electrolytes such as 1-ethyl-3-methylimidazolium hydrogen difluoride (EMI-(HF)<sub>2.3</sub>F) ionic liquids,

wherein Si undergoes anodic oxidation to produce volatile  $\text{SiF}_4$  ( $\text{Si} + 12(\text{HF})_2\text{F}^- \rightarrow \text{SiF}_4 + 8(\text{HF})_3\text{F}^- + 4\text{e}^-$ ), which is subsequently hydrolyzed to  $\text{SiO}_2$ . The cathodic ORR completes the discharge cycle by generating  $\text{H}_2\text{O}$ . While these systems demonstrated low corrosion rates ( $<0.16 \text{ nm min}^{-1}$ ) and stable voltage output (0.8–1.1 V at 10–300  $\mu\text{A cm}^{-2}$ ), they were limited by modest operating voltages (0.9–1.2 V) and sluggish ORR kinetics.

Subsequent designs employed alkaline aqueous systems in which Si anode oxidation and cathodic ORRs in alkaline media are as follows:<sup>511</sup>

Anode:



Cathode:



Overall:



However, the exclusive use of  $\text{OH}^-$  as the sole charge carrier introduced critical drawbacks, most notably, the formation of passivating  $\text{SiO}_2(\text{OH})_2^{2-}$  layers *via* side reactions ( $\text{Si} + 2\text{OH}^- + 2\text{H}_2\text{O} \rightarrow \text{SiO}_2(\text{OH})_2^{2-} + 2\text{H}_2$ ), which severely impede charge transport and reduce system efficiency. The inability to decouple oxidation and reduction environments hindered the long-term stability and performance scalability of conventional alkaline SiABs.

A significant breakthrough was realized with the development of an asymmetric quasi-solid-state SiAB architecture, which introduced a BPM to separate an alkaline anolyte (3 M KOH) from an acidic catholyte (1 M  $\text{H}_2\text{SO}_4$ ), thereby enabling  $\text{H}^+/\text{OH}^-$  dual-ion carrier dynamics (Fig. 30f).<sup>512</sup> In this design, Si oxidation at the anode is mediated by  $\text{OH}^-$ , while  $\text{H}^+$  at the cathode facilitates the ORR, resulting in a spatially resolved ion flux that effectively suppresses  $\text{SiO}_2$  passivation and promotes higher voltage operation. The reaction mechanism can be described as:

Anode:



Cathode:



This asymmetric configuration achieves an OCV of 1.87 V, substantially exceeding that of single-alkaline systems (1.48 V), and delivers a power density of  $621 \mu\text{W cm}^{-2}$ , nearly 2-fold higher than the reported for conventional alkaline SiABs ( $205 \mu\text{W cm}^{-2}$ ) (Fig. 30g). Importantly, this  $\text{H}^+/\text{OH}^-$  co-regulation not only enhances interfacial kinetics but also ensures environmentally friendly operation by producing  $\text{Si}(\text{OH})_4$  as a benign byproduct. The system maintains stable operation for 188 h with a practical energy density of  $77.3 \text{ Wh kg}^{-1}$ , outperforming Pt/C-based benchmarks and confirming its suitability for long-term, low-toxicity applications in portable energy systems.

SiABs have undergone the development process from  $\text{OH}^-$ -dominated alkaline systems to  $\text{H}^+/\text{OH}^-$  co-regulated asymmetric architectures, by tailoring ionic environments through bipolar membranes and quasi-solid-state electrolytes, parasitic reactions such as Si corrosion and  $\text{H}_2$  evolution are minimized, while ORR/OER kinetics are simultaneously enhanced. Future innovations in hybrid electrolytes (*e.g.*, gel polymers for  $\text{H}^+/\text{OH}^-$  stabilization) and dual-ion catalysts promise to further bridge the gap between theoretical promise and real-world applications, solidifying SiABs as cornerstone technologies in sustainable energy storage.

**5.3.6. Al-air batteries.** Since Zaromb's<sup>513</sup> foundational work in 1962 on alkaline Al- $\text{O}_2$  batteries, the field has rapidly diversified to include Al- $\text{N}_2$  and Al- $\text{CO}_2$  variants. Nevertheless, Al- $\text{O}_2$  systems remain the prototypical embodiment of multi-ion carrier dynamics, wherein both  $\text{OH}^-$  and  $\text{Al}(\text{OH})_4^-$  operate as charge carriers to facilitate the core reactions (Fig. 31a):

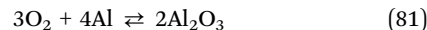
Anode:



Cathode:



Overall:



Despite the high ionic conductivity ( $>1 \text{ S cm}^{-1}$ ) and rapid kinetics of aqueous systems, the electrochemical window is fundamentally constrained by parasitic hydrogen evolution ( $\text{Al} + \text{OH}^- + 3\text{H}_2\text{O} \rightarrow \text{Al}(\text{OH})_4^- + 3/2\text{H}_2$ ) and anode passivation *via*  $\text{Al}_2\text{O}_3$  film formation, significantly undermining both energy efficiency and coulombic reversibility.<sup>514</sup> In recent years, researchers have conducted in-depth studies on the development of cathode catalysts to enhance the performance of Al- $\text{O}_2$  batteries (Table S6).

To circumvent these limitations, dual-electrolyte strategies have been employed to spatially decouple the anodic and cathodic microenvironments, enabling tailored ion flux and pH-gradient-driven voltage amplification. For instance, microfluidic fuel cells (MFCs) that partition alkaline anolytes (1 M KOH) and acidic catholytes (1 M  $\text{H}_2\text{SO}_4$ ) *via* porous carbon membranes introduce a complex but beneficial interplay of  $\text{H}^+/\text{OH}^-/\text{Al}(\text{OH})_4^-$  ions transport (Fig. 31b). This design delivers a peak power density of  $690 \text{ mW cm}^{-2}$  by optimizing pH gradient ( $\Delta\text{pH} \approx 13$ ) and ionic coordination, representing a 142% improvement over the single-electrolyte counterpart.<sup>515</sup> Polarization curves further reveal that  $\text{O}_2$  reduction is more favorable in acidic media (Fig. 31d and e).

Building upon this, our group<sup>516</sup> designed a hybrid acid-alkali cell with a BPM separating 4 M NaOH and 2 M  $\text{H}_2\text{SO}_4$  electrolytes, where Al undergoes oxidative dissolution ( $\text{Al} + 4\text{OH}^- \rightarrow \text{Al}(\text{OH})_4^- + 3\text{e}^-$ ) at the anode while  $\text{H}^+$  at the cathode enable  $\text{H}_2$  evolution ( $2\text{H}^+ + 2\text{e}^- \rightarrow 2\text{H}_2$ ), yielding a 99% FE at  $300 \text{ mA cm}^{-2}$  and producing  $448.9 \text{ L m}^{-2} \text{ h}^{-1}$  of  $\text{H}_2$ . Further enhancement was achieved through the integration of Pt@ $\text{CoN}_4$ -G bifunctional catalysts that facilitate the ORR/OER by supporting  $\text{Na}^+/\text{SO}_4^{2-}/\text{OH}^-/\text{H}^+/\text{Al}(\text{OH})_4^-$  co-migration, delivering  $222 \text{ mW cm}^{-2}$  power output at 1.95 V.<sup>517</sup>

Most notably, our group's<sup>518</sup> latest architecture leveraged ENE ( $\Delta\text{pH} \approx 14$ ) to couple anodic  $\text{Al}(\text{OH})_4^-$  formation ( $\text{Al} + 4\text{OH}^- \rightarrow \text{Al}(\text{OH})_4^- + 3\text{e}^-$ ) and cathodic acidic ORR ( $\text{O}_2 + 4\text{H}^+ + 4\text{e}^- \rightarrow 2\text{H}_2\text{O}$ ) with CEM, achieving an unprecedented OCV of 2.72 V and a peak power density of  $827 \text{ mW cm}^{-2}$ , further boosted to  $1029 \text{ mW cm}^{-2}$  under pure  $\text{O}_2$  conditions, demonstrating how multi-ion orchestration ( $\text{Al}(\text{OH})_4^-/\text{Na}^+/\text{OH}^-/\text{H}^+$ ) amplifies voltage through pH-driven potential superposition (Fig. 31c).

Beyond aqueous systems, ionic liquid-based Al-air batteries have introduced new paradigms for corrosion inhibition and reversibility. Electrolytes such as EMIMCl/AlCl<sub>3</sub> support reversible Al plating/stripping *via* complex equilibria ( $\text{Al} + 7\text{AlCl}_4^- \rightarrow 4\text{Al}_2\text{Cl}_7^- + 3\text{e}^-$ ), while also preventing the HER.<sup>519,520</sup>



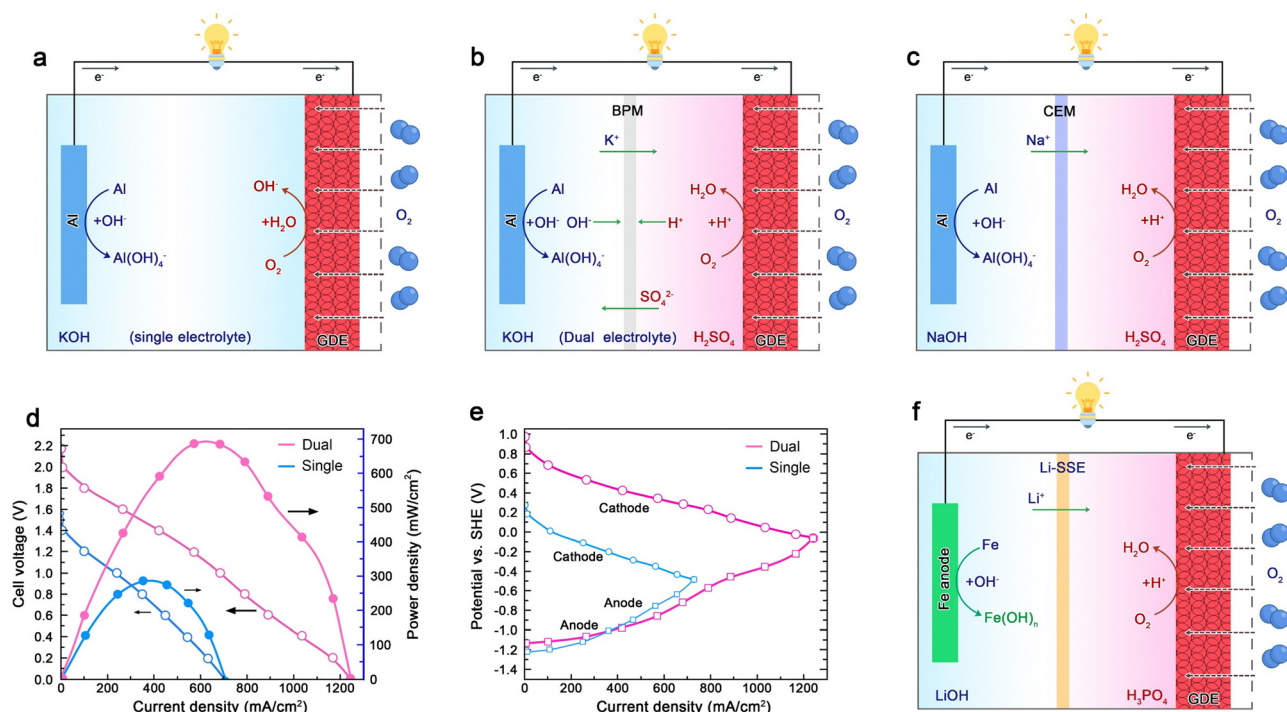


Fig. 31 Schematic representations of reaction pathways and ion transport mechanisms in (a) single-electrolyte and (b) dual-electrolyte Al–air batteries, and (c) hybrid acid–alkali Al–air battery. Reproduced with permission from ref. 518. Copyright 2024, Wiley. (d) Polarization and power density curves comparing single- and dual-electrolyte Al–air cells at  $1.5 \text{ mL min}^{-1}$  flow rate. Reproduced with permission from ref. 515. Copyright 2021, Elsevier. (e) Corresponding electrode-specific polarization profiles. Reproduced with permission from ref. 515. Copyright 2021, Elsevier. (f) Schematic of Fe–air battery employing a Li-SSE. Reproduced with permission from ref. 527. Copyright 2017, American Chemical Society.

Fluorinated ionic liquids like  $[\text{EMIM}(\text{HF})_{2.3}\text{F}]$  generate Al–O–F protective films that suppress passivation and stabilize interfacial redox reactions.<sup>521,522</sup> Solid-state innovations have further expanded the design space, such as agarose-based electrolytes,<sup>523</sup> further highlighting the advantages of controlling  $\text{OH}^-$  and  $\text{Al}(\text{OH})_4^-$  mobility at solid–liquid boundaries, achieving energy densities of  $2148.5 \text{ mAh g}^{-1}$  and  $2766.9 \text{ Wh kg}^{-1}$ , respectively, while enhancing mechanical integrity and safety.

Collectively, these innovations consolidate the foundational importance of multi-ion carrier engineering in Al–air battery development. From manipulating pH-dependent ion gradients in dual-electrolyte systems to optimizing  $\text{Al}^{3+}$  coordination chemistry in ionic liquids and solid gels, the fine-tuning of carrier species such as  $\text{Al}(\text{OH})_4^-$ ,  $\text{OH}^-$ ,  $\text{H}^+$ ,  $\text{Na}^+$ ,  $\text{SO}_4^{2-}$ , and  $\text{AlCl}_4^-$  is vital for simultaneously mitigating corrosion, enhancing charge transport, and maximizing electrochemical reversibility.

**5.3.7. Fe–air batteries.** Fe–air batteries have attracted renewed interest as low-cost and sustainable energy storage platforms, leveraging Fe's natural abundance, low toxicity, and multi- $e^-$  redox capability ( $\text{Fe}^0 \leftrightarrow \text{Fe}^{2+} \leftrightarrow \text{Fe}^{3+}$ ). In conventional alkaline electrolytes, typically based on KOH,  $\text{OH}^-$  act as the primary charge carriers, facilitating Fe oxidation at the anode ( $\text{Fe} \rightarrow \text{Fe}(\text{OH})_2$  or  $\text{Fe}_3\text{O}_4$ ) and ORR at the cathode ( $\text{O}_2 + 2\text{H}_2\text{O} + 4e^- \rightarrow 4\text{OH}^-$ ).<sup>524</sup> However, practical implementations face severe efficiency losses due to parasitic HERs and the passivation of the iron surface by  $\text{Fe}_3\text{O}_4$ , whose limited solubility ( $<10^{-2} \text{ M}$ ) obstructs active sites and hinders ion transport. The resulting

coulombic inefficiencies and shortened cycle life, where the HER alone can consume up to 30% of stored energy, have long restricted the performance ceiling of Fe–air systems.<sup>525</sup>

The field experienced a transformative breakthrough with the introduction of multi-ion carrier engineering. Deyab and Mohsen's<sup>526</sup> innovative use of 1-ethyl-3-methylimidazolium lactate (EML) ionic liquid as an electrolyte additive established a paradigm-shifting dual-ion carrier mechanism ( $\text{C}_3\text{H}_5\text{O}_3^-/\text{EML}^+$ ). The lactate anions ( $\text{C}_3\text{H}_5\text{O}_3^-$ ) coordinate with  $\text{Fe}^{2+}$  to form soluble  $\text{Fe}(\text{C}_3\text{H}_5\text{O}_3)_2$  complexes (solubility  $\sim 0.1 \text{ M}$ ), effectively preventing oxide precipitation and enabling reversible iron dissolution/deposition. Simultaneously, EML cations adsorb onto electrode surfaces, providing 97% HER suppression through electrostatic shielding. This synergistic ion interaction enhances discharge capacity to  $312 \text{ mAh g}^{-1}$  and extends cycle life to 1000 cycles with 94% capacity retention, exemplifying how tailored ion interactions resolve interfacial instability.

Expanding on this multi-ion paradigm, Yu and Manthiram<sup>527</sup> designed a hybrid Fe–air battery employing solid-state alkali-ion conducting membranes to spatially separate the alkaline anolyte (LiOH/NaOH) from the acidic catholyte ( $\text{H}_3\text{PO}_4$  or  $\text{LiH}_2\text{PO}_4/\text{NaH}_2\text{PO}_4$ ) (Fig. 31f). This architecture enables synergistic  $\text{OH}^-/\text{Li}^+/\text{Na}^+/\text{H}^+$  transport, in which Fe undergoes oxidation in the alkaline chamber ( $\text{Fe} + 2\text{OH}^- \rightarrow \text{Fe}(\text{OH})_2 + 2e^-$ ), while  $\text{H}^+$  drives the ORR in the acidic cathode ( $\text{O}_2 + 4\text{H}^+ + 4e^- \rightarrow 2\text{H}_2\text{O}$ ). The membrane-regulated migration of  $\text{Li}^+/\text{Na}^+$  ions preserves electrochemical neutrality and stabilizes the pH gradient ( $\Delta\text{pH} \approx 7$ ),



thereby minimizing the HER and preventing  $\text{Fe}^{3+}$  passivation. This pH-decoupled strategy yields a high theoretical cell voltage of 2.11 V, with 92% coulombic efficiency and zero capacity fade across 50 cycles at  $\pm 1.0 \text{ mA cm}^{-2}$ , illustrating the efficacy of ion-selective transport in bridging kinetic and thermodynamic disparities between redox processes.

Briefly, Fe-air systems by orchestrating ion-specific interactions, whether through lactate coordination chemistry, electrostatic modulation by ionic liquids, or pH-gradient-driven cation shuttling, harness the nuanced roles of  $\text{C}_3\text{H}_5\text{O}_3^-$ ,  $\text{EML}^+$ ,  $\text{OH}^-$ ,  $\text{Li}^+$ ,  $\text{Na}^+$ , and  $\text{H}^+$  in optimizing charge transport and interfacial stability. By engineering multi-ion carrier networks, future MAB systems could transcend current energy density ceilings while achieving unprecedented operational robustness under realistic environmental conditions.

#### 5.4. Metal- $\text{H}_2\text{O}_2$ fuel cells

The development of metal- $\text{H}_2\text{O}_2$  fuel cell systems traces its origins to pioneering work in the 1960s by the U.S. NRL and other institutions, where early prototypes utilizing Al, Mg, and Zn anodes paired with  $\text{H}_2\text{O}_2$  oxidants were explored as high-energy power sources (Table S7).<sup>528</sup> While these systems were initially classified as “metal-oxidant” fuel cells due to their consumable anodes and redox-based cathodes, contemporary understanding recognizes them as sophisticated multi-ion carrier platforms where the interplay of metal cations ( $\text{Zn}^{2+}$ ,

$\text{Mg}^{2+}$ ,  $\text{Al}^{3+}$ ), peroxide derivatives ( $\text{HO}_2^-$ ,  $\text{O}_2$ ), and pH-dependent  $\text{H}^+/\text{OH}^-$  transport governs their electrochemical performance (Fig. 32a).

The unique advantage of metal- $\text{H}_2\text{O}_2$  systems lies in their cathode chemistry, where concentrated  $\text{H}_2\text{O}_2$  decomposes into reactive oxygen species ( $\text{OH}^-$ ,  $\text{H}_2\text{O}$ , or  $\text{O}_2$ ) through three primary pathways: spontaneous decomposition, alkaline electrochemical reduction, or acidic reduction-process that enable exceptional power densities unattainable in conventional MABs configurations. Advanced dual-electrolyte architectures have been developed for Al and Mg systems to mitigate anode corrosion, physically separating the alkaline anolyte (where metal oxidation occurs) from catholyte compartments containing pH-optimized  $\text{H}_2\text{O}_2$  reduction environments. In contrast, Zn- $\text{H}_2\text{O}_2$  systems leverage established ORR/OER bifunctional catalysts from ZAB technology, demonstrating the versatility of multi-ion carrier design principles across different metal platforms.

$\text{H}_2\text{O}_2$  decomposition:



In alkaline medium:



In acidic media:

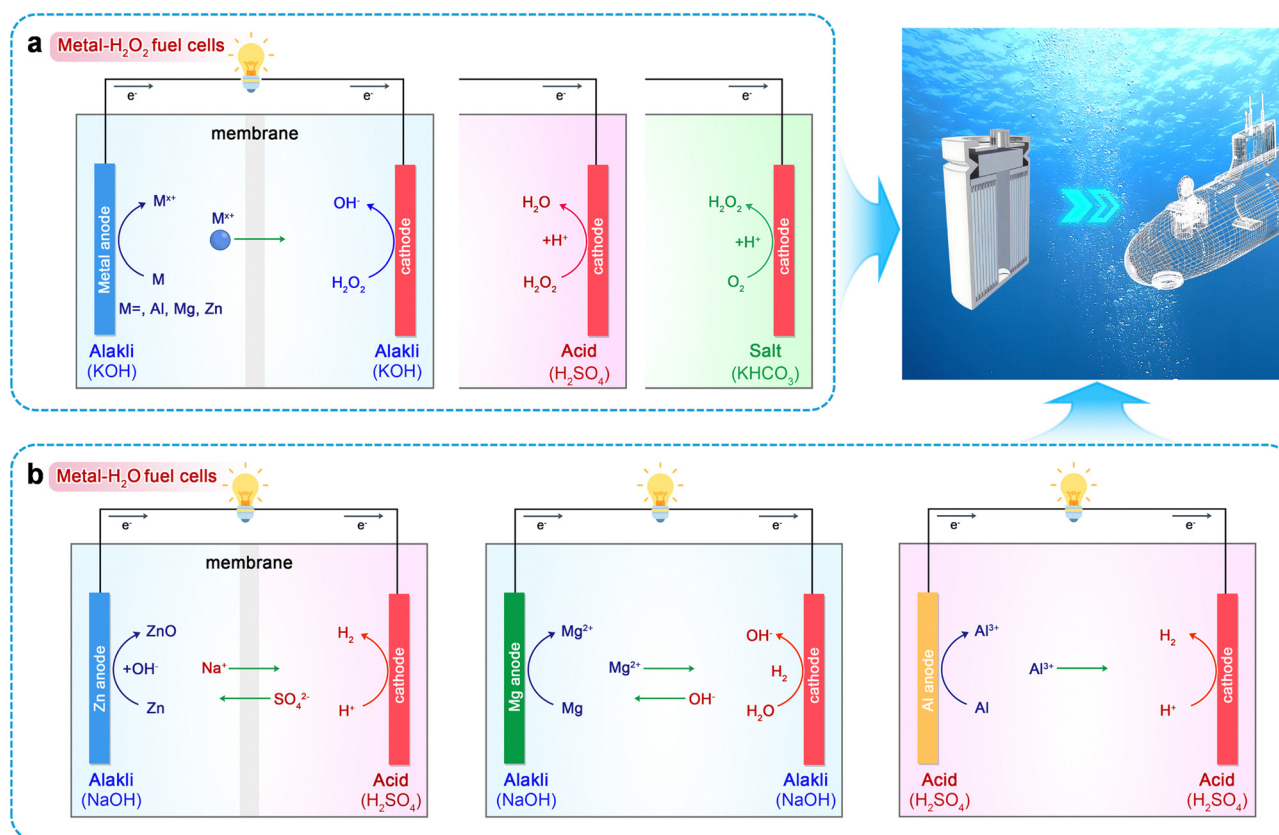
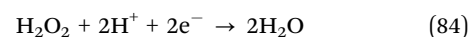


Fig. 32 Schematic diagram of multi-ion carrier in (a) metal- $\text{H}_2\text{O}_2$  fuel cell architectures employing acidic, alkaline, and neutral electrolytes; (b) metal- $\text{H}_2\text{O}$  systems including Zn- $\text{H}_2\text{O}$ , Mg- $\text{H}_2\text{O}$ , and Al- $\text{H}_2\text{O}$  batteries.



Beyond their electrochemical novelty, metal–H<sub>2</sub>O<sub>2</sub> fuel cells offer a compelling combination of attributes, substantially higher theoretical energy densities than LIBs, material abundance, environmental compatibility, and system flexibility, positioning them as strong candidates for next-generation energy solutions. These advantages are further amplified when viewed through the lens of multi-ion carrier dynamics, which play a central role in optimizing charge transport, regulating interfacial reactions, and stabilizing redox kinetics across varied electrolytic environments. This section provides a comprehensive overview of the energy storage mechanisms and recent progress in Al-, Mg-, and Zn-based H<sub>2</sub>O<sub>2</sub> fuel cell systems, with particular emphasis on how the intelligent coordination of multiple ionic species enables the advancement of these promising technologies.

**5.4.1. Al–H<sub>2</sub>O<sub>2</sub> fuel cells.** The Al–H<sub>2</sub>O<sub>2</sub> fuel cell system has emerged as a transformative energy conversion technology since its conceptualization in the late 1990s to early 2000s, offering distinct advantages over conventional MABs through its closed-system operation and exceptional theoretical energy density (8.1 kWh kg<sup>-1</sup>).<sup>529</sup> As a self-contained power source that combines Al oxidation with H<sub>2</sub>O<sub>2</sub> reduction, where the oxidant is continuously supplied while the cathode remains unconsumed, this system has demonstrated remarkable adaptability for underwater and aerospace applications, exemplified by its decade-long deployment in autonomous underwater vehicles (AUVs). The pioneering work by Hasvold *et al.*<sup>529</sup> showcased a separator-free Al–H<sub>2</sub>O<sub>2</sub> configuration capable of delivering an energy density of 100 Wh kg<sup>-1</sup>, enabling 60 h continuous operation for AUVs at 4 knots, underscoring the system's practicality in marine environments.

The growing interest in Al–H<sub>2</sub>O<sub>2</sub> fuel cells stems from the synergistic integration of Al's high electrochemical reactivity and H<sub>2</sub>O<sub>2</sub>'s strong oxidizing ability. H<sub>2</sub>O<sub>2</sub> not only serves as a dense oxygen carrier but also enables flexible cathodic reaction pathways. Optimization of electrocatalysts, electrolyte formulations, and anode architecture has progressively enhanced the power density, energy efficiency, and cycling durability of Al–H<sub>2</sub>O<sub>2</sub> systems. Mechanistically, the cell relies on the redox coupling between aluminum oxidation and H<sub>2</sub>O<sub>2</sub> reduction, where OH<sup>-</sup> and AlO<sub>2</sub><sup>-</sup> serve as the principal charge carriers, which is as follows:

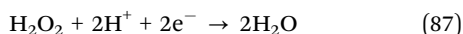
Anode:



Cathode in alkaline:



Cathode in acidic media:



However, in alkaline Al–H<sub>2</sub>O<sub>2</sub> systems, Al anodes suffer from parasitic side reactions and significant overpotentials that limit the achievable energy output. To address these challenges, researchers have developed strategies including cathode

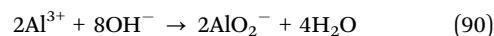
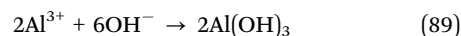
catalyst enhancement,<sup>529</sup> anode surface modification,<sup>530</sup> electrolyte composition tuning,<sup>531</sup> and overpotential reduction. Anode engineering suppresses unwanted corrosion, optimized electrolytes mitigate side reactions, and advanced cathode materials substantially improve catalytic performance, all contributing to higher system efficiency.

Recently, dual-electrolyte designs strategically segregate concentrated alkaline anolyte (3–4 M NaOH/KOH) from acid/neutral catholyte using ion-selective membranes (*e.g.*, Nafion), thereby mitigating AlO<sub>2</sub><sup>-</sup>/H<sup>+</sup> crossover while optimizing the respective electrode microenvironments.<sup>530,531</sup> This compartmentalization not only suppresses parasitic corrosion but also enhances the mobility of critical charge carriers, addressing the historical limitation of energy output falling significantly below theoretical predictions due to overpotential effects and side reactions.

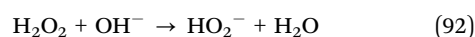
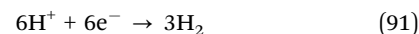
Subsequently, the breakthroughs in cathode engineering have propelled the system's performance to new heights through nanoarchitected catalysts that redefine multi-ion interfacial dynamics. Chang *et al.*<sup>532</sup> demonstrated the efficacy of silver nanowire-decorated carbon cloth (Ag NW//CC) cathodes in microfluidic cells, achieving 43 W m<sup>-2</sup> power density at 0.1 M H<sub>2</sub>O<sub>2</sub> through optimized OH<sup>-</sup>/AlO<sub>2</sub><sup>-</sup> transport, while subsequent work on 3D Ag nanowire aerogels<sup>532</sup> delivered a staggering 271 W m<sup>-2</sup> (28.1 mW cm<sup>-2</sup>), a 8-fold enhancement over conventional silver rod cathodes, by maximizing active site accessibility and reactant flux. Parallel advancements by Li *et al.*<sup>533</sup> with Pd- and CoO<sub>x</sub>-loaded graphene oxide/nickel foam (rGO/NF) cathodes (267–240 mW cm<sup>-2</sup>) and Sun *et al.*<sup>534</sup> with hierarchical Pd/SnO<sub>2</sub>/NF structures (168 mW cm<sup>-2</sup>) further underscore how tailored catalyst supports can amplify the synergy between electron transfer and ion migration. These systems universally exploit the dual roles of OH<sup>-</sup> (charge carrier and reaction participant) and AlO<sub>2</sub><sup>-</sup> (anodic product and ionic conductor), with Na<sup>+</sup> acting as a supplementary charge-balancing species in alkaline environments.

Beyond energy storage, the multi-ion functionality of Al–H<sub>2</sub>O<sub>2</sub> cells has been leveraged for simultaneous power generation and water purification. Cervantes *et al.*<sup>535</sup> constructed a galvanic cell using pure Al anodes and graphite cathodes immersed in an electrolyte containing KCl and kaolin-simulated suspended solids, with H<sub>2</sub>O<sub>2</sub> added as the cathodic oxidant. During operation, the anodic oxidation of Al generated Al<sup>3+</sup> and Al(OH)<sub>3</sub>/AlO<sub>2</sub><sup>-</sup> species, which acted as coagulants to remove 96.6% of water turbidity, while cathodic H<sub>2</sub>O<sub>2</sub> reduction (to HO<sub>2</sub><sup>-</sup> and OH<sup>-</sup>) sustained the alkaline environment:

Anodic:



Cathodic:





Overall:



This integrated system demonstrated an average cell voltage of 0.613 V and a current output of 157  $\mu\text{A}$ , while reducing turbidity by 96.6% without any external energy input. The electrochemical network established here is sustained not only by  $\text{e}^-$  and  $\text{OH}^-$  transport but also by the dynamic migration and conversion of  $\text{Al}^{3+}$ ,  $\text{AlO}_2^-$ , and  $\text{H}^+$ , forming a complex multi-ion pathway. This configuration exemplifies how a multi-ion conduction mechanism enables the dual functions of energy delivery and environmental remediation within a single device platform.

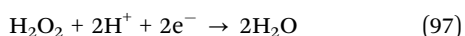
In summary, Al– $\text{H}_2\text{O}_2$  fuel cells present a compelling case for future energy technologies, especially in scenarios demanding lightweight, high-energy-density solutions such as underwater propulsion or portable power systems. Their architecture and function embody the core principles of multi-ion carrier devices, where ionic diversity is not a by-product but a designed advantage, enabling synchronized  $\text{e}^-$ -ion processes, enhancing electrochemical kinetics, and broadening system functionalities. As such, Al– $\text{H}_2\text{O}_2$  fuel cells offer a vivid illustration of how multi-ion frameworks can bridge energy conversion with value-added environmental applications, further solidifying their relevance in power supply technologies.

**5.4.2. Mg– $\text{H}_2\text{O}_2$  fuel cells.** The Mg– $\text{H}_2\text{O}_2$  fuel cell represents a paradigm shift in metal-based energy systems, leveraging Mg's high theoretical energy density and the unique multi-ion carrier dynamics enabled by its acid-compatible operation. These systems typically employ an inert electrode loaded with noble metal catalysts (*e.g.*, Pd or Ir) as the cathode, Mg as the anodic fuel, and  $\text{H}_2\text{O}_2$  as the oxidant in an acidic electrolyte, often  $\text{H}_2\text{SO}_4$ . PEM is used to separate the anode and cathode chambers, enabling selective ion conduction. In contrast to Al anodes, Mg anodes eliminate the need for alkaline electrolytes such as NaOH, enhancing specific energy. During discharge, Mg undergoes anodic oxidation to release electrons, while  $\text{H}_2\text{O}_2$  is electrochemically reduced at the cathode. The fundamental electrode reactions and overall cell reaction under acidic conditions are detailed in previous studies:<sup>536</sup>

Anode:



Cathode:



Overall:



Despite these advantages, Mg– $\text{H}_2\text{O}_2$  fuel cells face challenges at high current densities due to cathodic polarization and mass transport limitations, particularly in conventional planar cathodes where concentration gradients and reactant

depletion zones accelerate voltage decay. A transformative breakthrough came with the development of three-dimensional cathodes, beginning with Patrissi *et al.*'s<sup>537</sup> carbon microfibrillar arrays (CMA) fabricated *via* directed electrospinning. This architecture utilizing Mg foils as the anode and a Nafion 115 membrane for ion separation, the catholyte comprised 0.06 M  $\text{H}_2\text{O}_2$ , 0.2 M  $\text{H}_2\text{SO}_4$ , and 40 g  $\text{L}^{-1}$  NaCl in a flow-type, when loaded with Pd:Ir catalysts, reduced concentration polarization by enhancing turbulent mixing and thinning diffusion layers, achieving an 84  $\text{mW cm}^{-2}$  peak power density (58% higher than planar cathodes) while maintaining 88%  $\text{H}_2\text{O}_2$  utilization. The CMA's success underscored how 3D designs could optimize the interplay between electron transfer (*via* Pd:Ir sites), proton migration (through Nafion), and  $\text{Mg}^{2+}/\text{H}^+$  transport in the anolyte.

Further innovations addressed material stability in acidic environments. Sun *et al.*<sup>538</sup> implemented a dual-chamber Mg– $\text{H}_2\text{O}_2$  fuel cell integrating corrosion-resistant material design with optimized architecture. This system used a titanium foam-supported palladium nanoparticle cathode (Pd/Ti), effectively replacing corrosion-prone Ni/C substrates, which withstood 50 h operation at 1.5–2.0 V in 1.0 M  $\text{H}_2\text{SO}_4/0.5$  M  $\text{H}_2\text{O}_2$ , delivering 168  $\text{mW cm}^{-2}$  power density. This work revealed the delicate balance between  $\text{H}^+$  concentration ( $>1.0$  M for kinetics) and  $\text{H}_2\text{O}_2$  levels ( $>0.5$  M to suppress parasitic decomposition), highlighting how multi-ion competition ( $\text{H}^+/\text{Mg}^{2+}/\text{Na}^+/\text{Cl}^-$ ) governs efficiency. The latest advancement by Sun *et al.*<sup>539</sup> features a cathode, termed Pd/rGO/CP, in which Pd nanoparticles dispersed on crumpled graphene sheets synergize with carbon paper, achieving a power density of 215  $\text{mW cm}^{-2}$  at 60 °C. The rGO's 3D structure not only enhanced  $\text{H}^+/\text{e}^-$  coupling but also mitigated intermediate adsorption, enabling stable 50 h discharge with ultralow Pd loading (0.025  $\text{mg cm}^{-2}$ ), underscoring its high energy efficiency and potential for extended underwater missions.

These advancements underscore the pivotal role of multi-ion interactions in shaping the electrochemical behavior of Mg– $\text{H}_2\text{O}_2$  fuel cells. Beyond electron flow and  $\text{H}^+$  conduction through the PEM, these systems harness the coordinated migration and transformation of  $\text{Mg}^{2+}$ ,  $\text{Na}^+$ , and  $\text{Cl}^-$  ions, forming a complex ionic network that fundamentally dictates device performance. Such multi-ion synergy enhances energy efficiency, operational stability, and application versatility, particularly in decentralized and marine energy scenarios. Through the integration of rational material selection, structural optimization, and electrolyte engineering, Mg– $\text{H}_2\text{O}_2$  cells have emerged as promising candidates for robust, high-power-density, and corrosion-resistant energy systems under harsh environmental conditions. Future research should aim to scale these principles toward industrial deployment while further elucidating the kinetic interplay among charge carriers under extreme operating conditions.

**5.4.3. Zn– $\text{H}_2\text{O}_2$  fuel cells.** The limitations of conventional ZABs in  $\text{O}_2$ -free environments, including electrolyte evaporation and  $\text{CO}_2$  interference, have spurred the development of Zn– $\text{H}_2\text{O}_2$  systems as a transformative alternative. As a promising alternative,  $\text{H}_2\text{O}_2$  offers an oxygen storage capacity nearly 1600

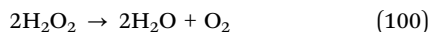


times greater than that of air and is far easier to handle than high-pressure oxygen cylinders, making it a viable substitute for conventional oxygen sources. Liu Jiehua *et al.*<sup>540</sup> pioneered a high-power aqueous Zn–H<sub>2</sub>O<sub>2</sub> battery using Co/N-doped carbon nanosheets (Co/N-CNS) to catalytically decompose H<sub>2</sub>O<sub>2</sub> into O<sub>2</sub>, circumventing the need for ambient air. Within this system, the cathodic and anodic reactions closely mirror those in traditional ZABs using KOH electrolytes, following the reactions:

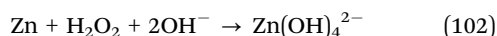
Anode:



Cathode:



Overall:



Specifically, OH<sup>−</sup> acts as the primary charge carrier, whereas Zn(OH)<sub>4</sub><sup>2−</sup> and K<sup>+</sup> contribute to maintaining ionic equilibrium. This architecture delivered 274.1 mW cm<sup>−2</sup> at 120 mA cm<sup>−2</sup>, outperforming ZABs in underwater tests by sustaining LED arrays without voltage decay, thus validating its O<sub>2</sub>-independent operation.

Further advancements in cathode engineering have dramatically enhanced power density and stability. Liu's team<sup>541</sup> designed a bifunctional catalyst, ZnCo–NC–DMEA-900, achieving 442 mW cm<sup>−2</sup> at 150 mA cm<sup>−2</sup> and 966 Wh kg<sup>−1</sup> energy density in 6 M KOH/0.2 M Zn(OAc)<sub>2</sub> electrolyte. The catalyst's hierarchical porosity optimized the interplay between OH<sup>−</sup> transport and O<sub>2</sub> diffusion at the TPB, while Zn<sup>2+</sup>/K<sup>+</sup> migration ensured charge balance. This work was extended by a biomass-derived ZIF-67/nori-800 catalyst,<sup>542</sup> which reached 476 mW cm<sup>−2</sup> and 964 Wh kg<sup>−1</sup> by mitigating H<sub>2</sub>O<sub>2</sub>-induced degradation through a novel decomposition chamber design. Moreover, it featured an impressive OCV of 1.44 V and a discharge voltage of 1.29 V at 20 mA cm<sup>−2</sup>. These systems underscore how tailored ion-transport pathways, governed by OH<sup>−</sup>, Zn(OH)<sub>4</sub><sup>2−</sup>, and K<sup>+</sup>, can overcome the <100 mW cm<sup>−2</sup> ceiling of conventional ZABs.<sup>543</sup>

The pinnacle of this evolution is the edge-enriched catalyst (ZnCo–NC–S-900),<sup>544</sup> which delivered 510 mW cm<sup>−2</sup> and 953 Wh kg<sup>−1</sup> by synchronizing ORR/OER kinetics with Zn(OH)<sub>4</sub><sup>2−</sup> ↔ ZnO precipitation dynamics. Here, the H<sub>2</sub>O<sub>2</sub>-derived O<sub>2</sub> undergoes reduction at the cathode (generating OH<sup>−</sup>), while Zn<sup>2+</sup>/OH<sup>−</sup> coordination at the anode forms soluble Zn(OH)<sub>4</sub><sup>2−</sup> via the reactions:

Anode:



Cathode:

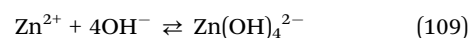


Overall:



Pushing the paradigm further, Nagaiah *et al.*<sup>545</sup> recently proposed an innovative “two birds-one stone”. In this strategy, the cathode performs a 2e<sup>−</sup> ORR to generate H<sub>2</sub>O<sub>2</sub> during discharge in an acidic environment, serving as both an energy carrier and a chemical product. The system employed MnWO<sub>4</sub> as a bifunctional electrocatalyst, offering both high selectivity for H<sub>2</sub>O<sub>2</sub> production and excellent OER activity, while mitigating overpotentials and enhancing reversibility. During discharge, O<sub>2</sub> is reduced to H<sub>2</sub>O<sub>2</sub> at the acidic cathode while Zn is oxidized at the alkaline anode. Upon charging, H<sub>2</sub>O undergoes the OER at the cathode, and Zn<sup>2+</sup> is reduced and redeposited at the anode, enabling a closed-loop oxygen cycle, described by the reactions:

Anode:



Cathode:

Discharge process:



Charge process:



The system's dual functionality, 89.2 mW cm<sup>−2</sup> power output coupled with H<sub>2</sub>O<sub>2</sub> production, highlights the potential of multi-ion carrier systems to bridge energy storage and chemical manufacturing.

In addition to electrocatalytic advancements, the integration of photoelectrocatalytic materials into Zn–H<sub>2</sub>O<sub>2</sub> battery systems has opened new dimensions in the dual conversion of solar energy and chemical fuels. Zhang *et al.*'s pioneering work<sup>546</sup> demonstrated this paradigm by developing a bias-free photocathode system (PDS-Fe<sub>2</sub>O<sub>3</sub>@O<sub>v</sub>-NiFe<sub>2</sub>O<sub>4</sub>-HR-Ti), where oxygen vacancies and heterojunction coupling synergistically enhanced e<sup>−</sup> transfer kinetics while stabilizing Fe<sup>3+</sup>/Fe<sup>2+</sup> and Ni<sup>3+</sup>/Ni<sup>2+</sup> redox cycles for H<sub>2</sub>O<sub>2</sub> generation. During discharge, e<sup>−</sup> released from the Zn anode reduce cathodically generated H<sub>2</sub>O<sub>2</sub> through ORR pathways, aided by the redox shuttles, while Zn<sup>2+</sup> and OH<sup>−</sup> concurrently form intermediate species such as Zn(OH)<sub>4</sub><sup>2−</sup>. The system achieved a high OCV of 1.3 V and a peak power density of 8.5 mW cm<sup>−2</sup>. In neutral PBS electrolyte, the overall cell reaction proceeds with the generation of value-added byproducts like NaZnPO<sub>4</sub>, as represented by:

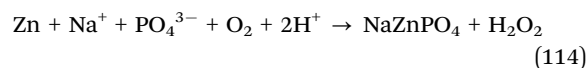
Photocathode reaction:



Anode reaction:



Overall reaction:



Simultaneously, the development of functional molecular catalysts, particularly metalloporphyrins, metallophthalocyanines, and their analogues, has shown great promise in modulating ORR pathways under both dark and illuminated conditions.<sup>405</sup> These MOFs can selectively catalyze the  $2e^-$  ORR to generate  $H_2O_2$  or the  $4e^-$  pathway to produce  $H_2O$ , depending on the central metal ion and ligand field environment. When integrated into photoelectrochemical systems, their unique electronic structures facilitate efficient  $e^-H^+$  transfer during the ORR while resisting degradation in acidic media, a critical advantage for integrating photogenerated  $H_2O_2$  directly into fuel cells. When deployed in Zn- $H_2O_2$  fuel cells, these molecular catalysts enhance both power density (*via* improved ORR kinetics) and cycling stability (through mitigated radical-induced decomposition), with their  $\pi$ -conjugated systems serving as electron highways that synergize with  $OH^-/Zn(OH)_4^{2-}$  transport networks.

In conclusion, metal- $H_2O_2$  fuel cells have evolved into multifunctional energy systems, with performance fundamentally driven by the coordinated transport of multiple ions such as  $Zn^{2+}$ ,  $Mg^{2+}$ ,  $AlO_2^-$ ,  $HO_2^-$ ,  $OH^-$ , and  $H^+$ . By engineering catalysts, electrodes, and electrolytes to regulate multi-ion fluxes and redox selectivity, these systems have evolved from simple chemical cells to multifunctional devices capable of performing in  $O_2$ -free environments and producing valuable chemical coproducts. Future efforts should focus on scaling up ion-selective interfaces and developing modular platforms where electrochemical, photochemical, and catalytic domains synergistically operate within a multi-ion framework to further push the boundaries of energy storage technologies.

### 5.5. Metal- $H_2O$ fuel cells

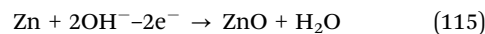
Unlike traditional MABs, metal- $H_2O$  fuel cells generate energy through the oxidation of metal anodes and the catalytic reduction of  $H_2O$ , typically *via* the HER, eliminating the need for external  $O_2$  or air cathodes.<sup>445</sup> This intrinsic design simplification, coupled with the use of abundant and low-cost metal anodes and environmentally benign reaction products, renders metal- $H_2O$  systems highly suitable for specialized scenarios such as underwater operations, remote-area power supplies, and portable or unmanned devices. By bypassing the reliance on atmospheric  $O_2$  and reducing system complexity, these cells offer high energy density, excellent environmental adaptability, and enhanced practicality for decentralized applications.

Recent advancements in metal- $H_2O$  fuel cells, including Zn- $H_2O$ , Mg- $H_2O$ , and Al- $H_2O$  systems, have demonstrated notable progress (Table S8). Among these, Zn- $H_2O$  fuel cells have achieved remarkable performance improvements through optimized catalyst design and structural engineering, enabling high energy and power outputs without requiring  $O_2$  feed.<sup>451</sup> This makes them especially promising for submerged and  $O_2$ -limited environments. However, broader commercialization remains hindered by the high cost and scarcity of efficient cathode catalysts, particularly noble metals like Pt/C. Thus, developing low-cost, high-performance alternatives is a critical research focus.

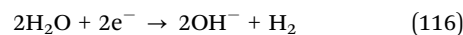
Multi-ion carrier engineering further enhances the performance of metal- $H_2O$  fuel cells by regulating ion transport dynamics (Fig. 32b). During operation, ion carriers facilitate not only  $e^-$  and ion transfer but also optimize electrolyte ion flux, significantly improving energy conversion efficiency. For example, in Zn- $H_2O$  systems, strategically managing the migration of  $OH^-$ ,  $H^+$ , and  $Zn(OH)_4^{2-}$  ions can stabilize electrode reactions across varying pH gradients, leading to higher power density and extended cycle life.<sup>450</sup> This multi-ion synergistic transport mechanism mitigates energy losses common in conventional battery systems, offering a promising pathway for commercializing metal- $H_2O$  fuel cells.

**5.5.1. Zn- $H_2O$  fuel cells.** The development of Zn- $H_2O$  fuel cells can be traced back to the 20th century, when research primarily centered on the corrosion behavior and HER of Zn in aqueous environments, with limited progress toward realizing controllable and efficient battery systems.<sup>445</sup> However, the emergence of advanced catalytic materials and innovative system architectures has transformed this once corrosion-dominated chemistry into a promising multi-ion carrier platform for energy storage and conversion. Recent breakthroughs have enabled the integration of high-energy-density Zn- $H_2O$  fuel cells with self-sustained operation, particularly advantageous in  $O_2$ -deficient or underwater environments, where the elimination of external  $O_2$  supply enhances system compactness and reliability.<sup>547,548</sup> These modern Zn- $H_2O$  systems demonstrate an unprecedented coupling of electricity generation and the HER, bridging the gap between primary batteries and electrochemical hydrogen production. During discharge, typically configured in alkaline electrolytes, Zn- $H_2O$  fuel cells operate through the anodic oxidation of Zn and cathodic HER discharge, as demonstrated in the following reactions:<sup>549</sup>

Anode:

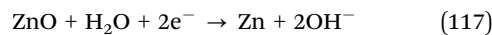


Cathode:

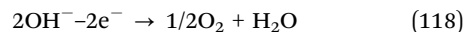


During charging, ZnO undergoes reduction at the cathode while oxygen evolves at the anode, as represented by:

Anode:



Cathode:



Notably, in such alkaline systems,  $OH^-$  serves as the sole ionic carriers, highlighting a limitation in ion diversity compared to other multi-ion configurations. Instead, it has driven focused material and interface engineering efforts to optimize ionic conductivity, reaction kinetics, and system reversibility.<sup>547-549</sup>

The true potential of multi-ion carrier engineering became apparent in hybrid electrolyte systems, where our group<sup>550</sup> demonstrated that spatial segregation of NaOH anolyte and  $H_2SO_4$  catholyte could harness the synergistic  $OH^-/H^+$



coupling, achieving an OCV of 1.25 V and a power density of 80 mW cm<sup>-2</sup> alongside continuous H<sub>2</sub> production (0.166 mL s<sup>-1</sup>). The specific energy storage mechanism of this system is as follows:

Zn oxidation in alkaline anolyte:



H<sub>2</sub> evolution in acidic catholyte:



This concept was expanded through Ru/3DNC cathodes<sup>551</sup> that coordinated Na<sup>+</sup>/SO<sub>4</sub><sup>2-</sup>/OH<sup>-</sup>/H<sup>+</sup> transport to reach 966 Wh kg<sup>-1</sup> energy density, and MO<sub>2</sub>C-Ru/C heterostructures<sup>552</sup> enabling pH-universal operation through optimized H<sup>+</sup>-e<sup>-</sup> coupling. Cost-effective alternatives further demonstrate the broad applicability of this multi-ion carrier approach. Cu<sub>6</sub>S<sub>6</sub>/CP catalysts<sup>553</sup> in a Zn-H<sub>2</sub>O fuel cell could achieve 65.6 mW cm<sup>-2</sup> power density and 875 Wh kg<sup>-1</sup> energy density by leveraging H<sup>+</sup>/OH<sup>-</sup>/Zn<sup>2+</sup> interplay. Mo-WC@NCS composites<sup>554</sup> extended this to a wide pH range, maintaining an OCV of 1.08 V and a power density of 41.4 mW cm<sup>-2</sup> over 10 h at 10 mA cm<sup>-2</sup>. The field achieved its peak with our group's<sup>555</sup> hybrid reversible Zn-H<sub>2</sub>O fuel cells, where the sophisticated coordination of Na<sup>+</sup>/OH<sup>-</sup>/Zn(OH)<sub>4</sub><sup>2-</sup>/H<sup>+</sup> carriers enabled unprecedented 537 mW cm<sup>-2</sup> power density alongside massive H<sub>2</sub> production (2250 L m<sup>-2</sup> h<sup>-1</sup>), establishing a new "energy-hydrogen-chemical" trifunctional paradigm.

Collectively, the multi-ion carrier engineering, spanning OH<sup>-</sup>, H<sup>+</sup>, Na<sup>+</sup>, SO<sub>4</sub><sup>2-</sup>, and Zn(OH)<sub>4</sub><sup>2-</sup>, resolves the trade-offs between energy density, efficiency, and cost in Zn-H<sub>2</sub>O systems. By tailoring ion flux across pH gradients and optimizing catalyst-electrolyte interfaces, such designs transcend traditional electrolysis limitations, positioning Zn-H<sub>2</sub>O fuel cells as versatile platforms for renewable energy storage and green hydrogen economies.

**5.5.2. Mg-H<sub>2</sub>O fuel cells.** Mg-H<sub>2</sub>O fuel cells were initially explored for corrosion science.<sup>556</sup> Leveraging Mg's exceptionally low electrochemical potential (-2.37 V vs. SHE) to achieve high energy density while utilizing aqueous electrolytes, these systems have evolved into a promising energy conversion technology for sophisticated marine power applications.<sup>557</sup> Modern Mg-H<sub>2</sub>O fuel cells typically utilize seawater electrolytes, where the anodic oxidation of Mg couples with cathodic H<sub>2</sub>O reduction to simultaneously generate electricity and H<sub>2</sub> through a multi-ion transport mechanism involving Mg<sup>2+</sup>, OH<sup>-</sup>, and Na<sup>+</sup>/Cl<sup>-</sup> from seawater. The core electrochemical reactions are as follows:<sup>557,558</sup>

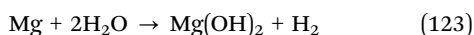
Anode:



Cathode:



Overall:



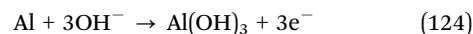
The strategic utilization of seawater as a natural electrolyte underscores the sustainability and cost-efficiency of Mg-seawater batteries, offering a compelling alternative to traditional LIBs in marine environments. The continuous optimization of anode alloys, catalytic cathodes, and electrolyte formulations has significantly enhanced power density and cycling stability, expanding their applications from deep-sea exploration to portable power and emergency energy systems (Table S8).

Modern advancements have focused on overcoming three critical challenges: (1) anode passivation, (2) sluggish hydrogen evolution kinetics, and (3) electrolyte optimization. Hu *et al.*<sup>559</sup> developed MOF-derived gradient carbon-cobalt monolith cathodes achieving 45 mW cm<sup>-2</sup> power density with 168 h stability in natural seawater, while Fasmin's<sup>558</sup> 2D modeling provided critical insights into ion transport mechanisms.

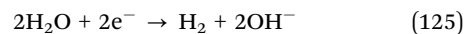
The most transformative development came through photoelectrochemical integration. Behm *et al.*<sup>560</sup> introduced a photo-assisted Mg-H<sub>2</sub>O battery (PAMHB) with a CuSCN/Cu<sub>2</sub>O heterojunction photocathode. This system harnessed photoelectrochemical synergy, where Mg anodic oxidation and corrosion released e<sup>-</sup>, while the heterojunction's type-II band alignment facilitated charge separation, photogenerated electrons drove the HER, and holes were efficiently extracted *via* CuSCN. The built-in electric field (0.35 eV) at the heterointerface reduced the HER energy barrier, achieving a photocurrent density of 4.32 mA cm<sup>-2</sup>, an OCV of 1.48 V, and a peak power density of 1.18 mW cm<sup>-2</sup> with an H<sub>2</sub> production rate of 0.56 mL cm<sup>-2</sup> min<sup>-1</sup>. This innovative integration of photoelectrochemistry and multi-ion carrier dynamics (Mg<sup>2+</sup>/Na<sup>+</sup>/OH<sup>-</sup>) exemplifies the potential of hybrid energy conversion systems for sustainable power generation. All in all, these advancements highlight how Mg-H<sub>2</sub>O fuel cells, through sophisticated multi-ion carrier engineering, are transitioning from conceptual prototypes to practical energy solutions for marine and portable applications.

**5.5.3. Al-H<sub>2</sub>O fuel cells.** Al-H<sub>2</sub>O fuel cell systems rely solely on the consumption of aluminum metal and water to generate electricity, with clean, pollution-free byproducts. Typically operating in alkaline electrolytes, the fundamental electrochemical mechanism involves the anodic oxidation of Al and cathodic H<sub>2</sub>O reduction, with OH<sup>-</sup> serving as the primary charge mediator during the fundamental electrode processes, as represented by:

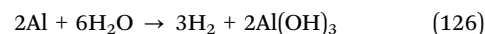
Anode:



Cathode:



Overall:



Despite its thermodynamic promise, practical implementation also faces passivating oxide/hydroxide layers on metal Al anodes, parasitic hydrogen evolution reducing coulombic efficiency, and kinetically sluggish cathodic HER.<sup>561</sup> Recent



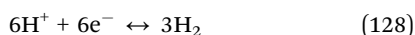
advances in electrolyte engineering, such as polyacrylic acid (PAA)-modified alkaline seawater (pH = 12), demonstrate how macromolecular additives can suppress anode corrosion while maintaining ionic conductivity.<sup>562</sup>

The carrier dynamics become more complex in acidic systems, where Al<sup>3+</sup>, H<sup>+</sup>, and OH<sup>-</sup> collectively participate in charge transport. Fontaine *et al.*<sup>557</sup> revealed that an Al-H<sub>2</sub>SO<sub>4</sub> (0.5 M) cell with Pt/C cathode achieves an OCV of 1.45 V and a peak power of 75 mW cm<sup>-2</sup> at 365 mA cm<sup>-2</sup> through the coupled reactions:

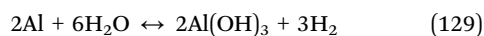
Anode:



Cathode:



Overall:



Substituting Pt/C with MoS<sub>2</sub>/RGO heterostructures maintained 25 mW cm<sup>-2</sup> power output at 115 mA cm<sup>-2</sup> with 57 mL h<sup>-1</sup> H<sub>2</sub> evolution, albeit with reduced HER turnover frequency.<sup>557</sup> This trade-off between cost and performance highlights the need for advanced catalysts that balance economic viability with multi-ion interfacial kinetics. The system's ability to produce fuel-cell-grade H<sub>2</sub> without purification underscores its potential as a decentralized energy-hydrogen cogeneration platform. Future breakthroughs will require holistic optimization of carrier transport across the solid-liquid interface while mitigating anode passivation and cathode overpotentials.

The evolution of metal-H<sub>2</sub>O fuel cells represents a transformative step in aqueous energy conversion, redefining traditional corrosion-prone chemistries into tunable, high-performance systems. Central to this progress is multi-ion carrier engineering, where coordinated transport of OH<sup>-</sup>, H<sup>+</sup>, Na<sup>+</sup>, Cl<sup>-</sup>, Zn(OH)<sub>4</sub><sup>2-</sup>, Mg<sup>2+</sup>, and Al<sup>3+</sup> ensures charge balance, pH regulation, and redox stability. These ions are not passive participants but active enablers of synchronized hydrogen production and electricity generation. Innovations in hybrid electrolytes, bifunctional catalysts, and photo-assisted designs have further amplified system efficiency and environmental adaptability, especially in O<sub>2</sub>-free or marine settings. By integrating energy storage with clean H<sub>2</sub> output, metal-H<sub>2</sub>O fuel cells showcase the strategic value of multi-ion pathways in developing decentralized and sustainable power solutions. Future research should prioritize the design of ion-selective membranes, pH-coupled catalytic interfaces, and interfacial transport control to unlock the full potential of these energy platforms.

## 6. Redox flow batteries

RFBs exemplify multi-ion carrier EPSs, utilizing reversible redox reactions of active ionic species dissolved in liquid electrolytes at both electrodes. A defining characteristic of these systems is the spatial separation between the energy storage medium (*i.e.*

the flowing electrolyte) and the power-generating unit (*i.e.* the electrochemical cell stack), enabling independent scaling of energy capacity and power output. The integration of multiple ionic species within these electrolytes allows for enhanced tunability of redox potentials, improved ionic conductivity, and the potential for multi-electron transfer pathways, further elevating their versatility and performance. As illustrated in Fig. 33a,<sup>563</sup> a typical flow battery consists of two external electrolyte tanks connected to a central cell stack and operates based on the dynamic transport of ionic carriers between compartments. In this context, the presence and interplay of multiple ionic species are fundamental to ensuring efficient charge transfer and overall system performance. Central to this architecture is the ion-selective membrane, which ensures continuous ionic conductivity while minimizing cross-contamination between the anolyte and catholyte. The aqueous electrolyte formulations widely used in these systems further enhance safety by eliminating flammable solvents, reducing thermal runaway risk and broadening operating conditions.<sup>564</sup> These benefits, combined with demonstrated lifespans exceeding 20 000 cycles and the feasibility of electrolyte regeneration, render flow batteries a compelling solution for long-duration, stationary energy storage.<sup>565</sup>

Historically, the evolution of flow battery technology can be traced back to the 19th century, with early concepts of electrochemical energy storage emerging alongside foundational work in redox chemistry. However, practical development began in the 1970s when NASA and other research institutions explored RFBs as scalable solutions for long-duration energy storage. The first modern flow battery, *i.e.* the Fe-Cr system, was demonstrated during this period. Despite technical limitations, such as crossover and poor efficiency, it established the core principles of flow-based energy storage. The subsequent decades witnessed significant advancements, especially with the introduction of the all-vanadium redox flow batteries (VRFBs) in the 1980s, in which the redox pairs of VO<sub>2</sub><sup>+/VO</sup><sup>2+</sup> and V<sup>3+/V</sup><sup>2+</sup> serve as the respective redox couples in the positive and negative electrolytes.<sup>566-570</sup> Since then, flow batteries have diversified into various chemistries, including Zn-Br<sub>2</sub> FBs, Zn-Fe FBs, polysulfide-bromine (PSB), and all-iron flow batteries (AIFBs), driven by demands for grid-scale energy storage, renewable energy integration, and improved cost-performance ratios.<sup>571-575</sup>

While VRFBs have dominated the landscape of commercial flow battery technologies due to well-established chemistry and scalability, the limited availability and fluctuating cost of vanadium have significantly constrained their widespread deployment. These challenges have spurred the development of AORFBs as a promising alternative. AORFBs utilize structurally tunable organic molecules as redox-active species, dissolved in separate aqueous anolyte and catholyte reservoirs.<sup>576,577</sup> Crucially, these systems rely on the migration of multiple ionic carriers, such as H<sup>+</sup>, alkali metal cations (*e.g.*, K<sup>+</sup> and Na<sup>+</sup>), anions (*e.g.*, Cl<sup>-</sup> and OH<sup>-</sup>), and organic ions (*e.g.*, quaternary ammonium ion, imidazolium ion), through ion-exchange membranes (IEMs), which plays a vital role in maintaining charge neutrality, optimizing ionic conductivity, and ensuring long-term cycling stability. The inherent flexibility of AORFBs also





Fig. 33 (a) Schematic diagram of the typical AORFBs device. Organic molecular of AORFBs in three types: (b) H<sup>+</sup>-carrier systems: HydBPMeCl, reproduced with permission from ref. 596. Copyright 2025, American Chemical Society. CSFA-Cl, reproduced with permission from ref. 597. Copyright 2024, Wiley. DMAMPO, reproduced with permission from ref. 598. Copyright 2024, Wiley. PTO-PTS, reproduced with permission from ref. 599. Copyright 2024, American Chemical Society. HATNTA; reproduced with permission from ref. 600. Copyright 2023, Elsevier. (c) OH<sup>-</sup>-carrier systems: 4C7SFL, reproduced with permission from ref. 578. Copyright 2021, the American Association for the Advancement of Science. Cys-DHAQ, reproduced with permission from ref. 602. Copyright 2025, Springer Nature. DBEP; reproduced with permission from ref. 603. Copyright 2024, American Chemical Society. (d) Organic-ion-based systems: TMAP-bisV, reproduced with permission from ref. 592. Copyright 2025, Wiley. N + TEMPOD, reproduced with permission from ref. 573. Copyright 2025, Springer Nature. NDI, reproduced with permission from ref. 605. Copyright 2023, the Chinese Chemical Society. dex-NDI, reproduced with permission from ref. 606. Copyright 2024, Wiley. HSPC. Reproduced with permission from ref. 607. Copyright 2025, Wiley.

enables asymmetric configurations, where organic redox species are paired with inorganic redox couples (e.g., Fe(CN)<sub>6</sub><sup>4-</sup>/Fe(CN)<sub>6</sub><sup>3-</sup> or V<sup>2+</sup>/V<sup>3+</sup>), further highlighting the strategic utility of multi-ion carriers in tuning redox potential windows, minimizing crossover, and enhancing overall device performance (Fig. 33a).<sup>578</sup>

Because this review focuses on recent advances in emerging RFBs enabled by multiple ionic carriers, we do not cover conventional inorganic redox flow batteries (e.g., VRFB or Fe-Cr systems), which have been comprehensively reviewed elsewhere. Instead, our discussion highlights innovative multi-ion flow architectures that utilize cooperative or sequential ionic transport, including organic-ion redox chemistries, asymmetric ion-exchange systems, and hybrid H<sup>+</sup>-organic ion-coupled platforms. Readers interested in the fundamentals and technological evolution of traditional inorganic flow batteries are referred to several excellent review articles on the subject.<sup>563,579,580</sup>

To meet the demands of high-performance devices, current organic molecular design strategies prioritize three key features:  $\pi$ -conjugated structures for redox-state stabilization, high aqueous solubility (typically > 1.5 M), and strong electrochemical reversibility across a wide pH range.<sup>581</sup> Guided by these principles, significant progress has been made in developing organic redox-active molecules, such as anthraquinone, fluorene, pyridine,

pyrene, naphthalene, and phenazine derivatives. A critical determinant of AORFB performance is the role of multiple ionic carriers, including organic ions, H<sup>+</sup> or OH<sup>-</sup>, which collectively influence ion transport, pH stability, and redox kinetics across ion-selective membranes. Based on their ion transport characteristics, AORFBs can be broadly classified into three types: (i) H<sup>+</sup>-carrier systems, where H<sup>+</sup> serves as the primary charge carrier; (ii) OH<sup>-</sup>-carrier systems, using OH<sup>-</sup> under alkaline conditions; and (iii) organic-ion-based systems, in which functionalized redox molecules bearing sulfonate, ammonium, or carboxylate groups function simultaneously as redox centers and mobile ionic carriers.

Representative advances include anthraquinone-based systems enabling reversible  $2e^-/2H^+$  reactions in acidic media,<sup>582,583</sup> hydroxylated anthraquinones paired with ferricyanide in alkaline media,<sup>584</sup> and recent innovations in redox regeneration mechanisms (e.g., DHAQ/DHA/DHAL cycles).<sup>585</sup> Beyond anthraquinones, a range of redox cores, such as bipyridiniums,<sup>586–589</sup> phenazines,<sup>590,591</sup> fluorenone,<sup>578</sup> nitroxide radicals (e.g., TEMPO),<sup>592–594</sup> and ferrocene derivatives,<sup>588,595</sup> have been modified using electron-withdrawing or -donating groups to tune redox potential, solubility, and stability. While earlier reviews have covered the broad evolution of AORFB technology,<sup>563,579,580</sup> this analysis focuses specifically on cutting-edge developments in the past two years, with particular emphasis on: (1) advances



in multi-ion transport mechanisms, (2) breakthroughs in membrane design, and (3) system-level optimization.

### 6.1. Aqueous organic redox flow batteries

**6.1.1. H<sup>+</sup>-carrier AORFBs.** Advancing H<sup>+</sup>-carrier AORFBs requires the rational design of catholytes that balance redox potential, solubility, and stability during H<sup>+</sup>-coupled multi-e<sup>-</sup> transfer. Traditional catholytes, such as nitroxyl radicals and iron complexes, are limited to single-e<sup>-</sup> processes and exhibit high pH sensitivity and vulnerability to H<sup>+</sup>-induced degradation, particularly under oxidizing, multi-ionic conditions where H<sup>+</sup> generation and transport directly influence redox performance and long-term stability.

Recent developments have focused on increasing e<sup>-</sup>-transfer capacity while improving aqueous compatibility through molecular design (Fig. 33b). A representative example is the azo-functionalized bipyridinium, 4,4'-hydrazobis(1-methylpyridinium) dichloride (HydBPyMeCl).<sup>596</sup> This 2e<sup>-</sup>/2H<sup>+</sup> catholyte operates reversibly at +0.64 V vs. Ag/AgCl in 2 M HCl and, when paired with a V<sup>2+</sup>/V<sup>3+</sup> anolyte, delivers exceptional stability (99.997% capacity retention per cycle over 70 days), high utilization (87.2%), and a volumetric capacity of 47.1 Ah L<sup>-1</sup> at 80 mA cm<sup>-2</sup>.

Wang *et al.*<sup>597</sup> introduced a more advanced 4e<sup>-</sup> system based on chlorinated spirofluorenyl ammonium (CSFA) salts, leveraging an *in situ* chlorination mechanism with Cl<sup>-</sup> to stabilize oxidized states. The twisted spiro-structure improves solubility and membrane selectivity by suppressing  $\pi$ -conjugation. In pairing with silicotungstic acid (SWO), the 1.4 M CSFA-Cl catholyte maintained >99.4% coulombic efficiency and >95% utilization over 250 cycles. Remarkably, the first charge involved a 12e<sup>-</sup> process coupled with the release of 12H<sup>+</sup>, showcasing its role as a potent H<sup>+</sup>-generating catholyte. Li's group<sup>598</sup> pioneered an *in situ* electrochemical synthesis approach using pyrene-based molecules, such as 2-((dimethylamino)methyl)-1-hydroxypyrene (DMAMPO), which undergoes reversible 4e<sup>-</sup>/4H<sup>+</sup> cycling in H<sub>2</sub>SO<sub>4</sub>. The resulting cell achieved >50 Ah L<sup>-1</sup> capacity with 96% utilization and stable cycling over 7500 cycles (~70 days). To further enhance redox density, they developed pyrene-4,5,9,10-tetraone-1-sulfonate (PTO-PTS), a sulfonated, thermally stable 4e<sup>-</sup>/4H<sup>+</sup> redox molecule, achieving 59.6 Wh L<sup>-1</sup> energy density and outstanding stability over 5200 cycles.<sup>599</sup> The extended  $\pi$ -conjugation and optimized electrostatic potential were critical to its performance.

Pushing e<sup>-</sup>-transfer boundaries further, Song *et al.*<sup>600</sup> reported a 6e<sup>-</sup>/6H<sup>+</sup> catholyte, hexaazatrinaphthalene triacid (HATNTA). Although solubility is currently limited by  $\pi$ - $\pi$  stacking (1.4 M), the system delivered a specific capacity of 37.2 Ah L<sup>-1</sup> and peak power density of 238 mW cm<sup>-2</sup>, with minimal capacity fade (0.021% per cycle), highlighting the promise of  $\pi$ -expanded structures for high H<sup>+</sup> throughput. Efforts to improve air stability without compromising redox activity have also been successful. Li's team<sup>601</sup> developed 2,4,6,8-tetramethylamine methylene-1,5-naphthalene diol (TAND), a water-soluble, air-tolerant naphthalene derivative. Synthesized *via* a scalable, low-toxicity route, 1.5 M TAND demonstrated strong ambient durability and delivered up to 50 Ah L<sup>-1</sup> with negligible decay over 40 days in full cells paired with the SWO anolyte.

These advancements demonstrate the growing complexity and importance of proton management in AORFBs. From 2e<sup>-</sup> systems like HydBPyMeCl to 6e<sup>-</sup> candidates like HATNTA, progress in proton-coupled redox chemistries is increasingly dependent on integrating multi-H<sup>+</sup>/e<sup>-</sup> transfer mechanisms, solubility tuning, and ionic coordination. The strategic design of H<sup>+</sup>-generating redox centers, synergized with multi-ion transport pathways, forms a foundation for scalable, high-energy-density AORFBs suitable for grid-scale energy storage.

**6.1.2. OH<sup>-</sup>-carrier AORFBs.** In OH<sup>-</sup>-carrier AORFBs, the strategic design of redox-active molecules to support multi-e<sup>-</sup> and multi-ion transfer processes is critical to enhancing both energy density and long-term cycling performance (Fig. 33c). Quinone-based compounds, with their multiple carbonyl groups, have emerged as promising anolyte candidates due to their capacity for multi-e<sup>-</sup> transfer. However, conventional quinones often suffer from limited solubility and rapid degradation under strongly alkaline conditions.

Breakthroughs in this field were achieved with 2e<sup>-</sup> transfer systems, where Wang and Zhang<sup>578</sup> established fluorenone (FL) derivatives as robust, catalyst-free redox mediators. Their work demonstrated that strategic incorporation of e<sup>-</sup>-withdrawing sulfonate and carboxylate groups could stabilize critical FL<sup>-</sup> and FL<sup>2-</sup> intermediates, enabling reversible ketone-alcohol interconversion on carbon electrodes. The optimized 4-carboxylic-7-sulfonate fluorenone (4C7SFL) exhibited remarkable solubility exceeding 1.5 M in NaOH, facilitating a high-capacity flow system when paired with the [Fe(CN)<sub>6</sub>]<sup>3-</sup>/[Fe(CN)<sub>6</sub>]<sup>4-</sup> catholyte. During charging, FL molecules undergo electrochemical reduction to radical anions, which then disproportionate to form FL and FL-OH, showcasing a well-controlled 2e<sup>-</sup> transfer process with coordinated hydroxide ion management.

Based on these foundational 2e<sup>-</sup> systems, Jin *et al.*<sup>602</sup> introduced a bioinspired approach by grafting 1,5-dihydroxyanthraquinone (1,5-DHAQ) with cysteine, yielding Cys-DHAQ with significantly enhanced solubility (0.63 M) and electrochemical reversibility. At pH = 14, this system operated *via* a 2e<sup>-</sup>, 0H<sup>+</sup> reduction pathway, accompanied by the generation of 2OH<sup>-</sup>. The hydrated, highly reduced form (Cys-DHAQ<sup>6-</sup>) exhibited remarkable stability, enabling ultralong cycling with a capacity decay rate as low as 0.00038% per cycle over 1100 cycles, a 100-fold improvement over unmodified 1,5-DHAQ.

Beyond 2e<sup>-</sup> systems, efforts have focused on increasing redox complexity without compromising aqueous solubility or chemical robustness. Jin's group<sup>603</sup> addressed the solubility-stability dilemma in phenazine-based AORFBs by incorporating flexible, hydrophilic *O*-alkyl carboxylic acid side chains into the redox core. The resulting molecule, phenazine-(2,3-diyl)bis(oxy)diacetic acid (DBEP), supported a stable multi-electron process in 1.0 M KOH with high reversibility. When paired with K<sub>4</sub>Fe(CN)<sub>6</sub>, the DBEP-based flow battery delivered an open circuit voltage of 1.17 V and demonstrated minimal capacity fade (0.003% per cycle) over 1000 cycles at 50 mA cm<sup>-2</sup>. These results exemplify how molecular functionalization, tuning both  $\pi$ -electronic resonance and ion-dipole interactions, can coordinate hydroxide ion release with reversible redox processes, thereby achieving efficient charge transport and superior alkaline compatibility.



Altogether, these advances delineate a clear trend: increasing  $e^-$  transfer capacity necessitates more sophisticated ion coordination. The coupling between redox activity and  $\text{OH}^-$  generation sets the performance limits of alkaline AORFBs. Future progress will hinge on developing multi- $e^-$  redox molecules, beyond  $2e^-$ , that retain precise hydroxide control, high solubility, and long-term stability. Hybrid structures integrating features from quinones, phenazines, and other cores may offer a pathway to simultaneously enhance energy density, efficiency, and  $\text{OH}^-$  transport fidelity.

**6.1.3. Organic ion-carrier AORFBs.** Distinct from  $\text{H}^+$ - or  $\text{OH}^-$ -carrier EPSs, a growing class of AORFBs employ organic ion-carrier electrolytes, where redox-active organic ions themselves facilitate charge transport without reliance on external ionic carriers. These systems leverage the intrinsic ionic nature of organic molecules, which normally incorporate quaternary ammonium or pyridinium groups to achieve charge balance *via* internal molecular reconfiguration (Fig. 33d). Among these, bipyridinium-based electrolytes have emerged as leading candidates due to their high aqueous solubility, tunable redox potentials near neutral pH, and well-defined electrochemical behavior. However, their reduced forms, mono- and diradicals, are prone to degradation *via* side reactions with dissolved oxygen, forming reactive oxygen species (ROS) and resulting in capacity loss. Additionally, radical pairing through  $\pi$ -dimers,  $\sigma$ -dimers, or charge-transfer complexes has long been considered detrimental due to ambiguous effects on reversibility and stability.

A paradigm shift came with work by Scherman and Grey,<sup>604</sup> who demonstrated that  $\pi$ -dimer formation, rather than promoting degradation, can suppress ROS-induced decay when optimized *via* singlet-triplet energy gap tuning. This insight laid the foundation for air-tolerant AORFBs by thermodynamically trapping radical intermediates. Building on this, Xu *et al.*<sup>592</sup> designed bis(bipyridinium) molecules (M-bisV, TMAP-bisV) with propylene linkers that enable intramolecular  $\pi$ - $\pi$  stacking, forming stabilized  $\pi$ -dimers upon reduction. DFT calculations revealed a drastic reduction in dimerization energy barriers (from  $-14.4$  to  $-103.9$   $\text{kJ mol}^{-1}$ ), leading to radical confinement and enhanced stability. When paired with a trimethylolpropane triacrylate (TEMPTMA) catholyte, TMAP-bisV achieved  $66.5$   $\text{Ah L}^{-1}$  volumetric capacity and an ultra-low capacity fade of just  $0.014\%$  per day.

While progress in anolyte design is notable, catholyte development remains challenging, particularly in balancing high redox potential with membrane selectivity. TEMPO-based catholytes, though highly reversible at  $>0.8$  V vs. SHE, suffer from molecular crossover due to their small size. To address this, Feng and Li<sup>573</sup> introduced ionic liquid-mimicking dimers (i-TEMPODs) such as N + TEMPOD, designed for bulkier molecular size and stable operation under WIS conditions. In pairing with a highly soluble viologen (Dex-EtOH-Vi), the system achieved  $4$  M  $e^-$  concentration,  $101$   $\text{Ah L}^{-1}$  capacity, and  $47.3$   $\text{Wh L}^{-1}$  energy density over 96 days, demonstrating the efficacy of steric hindrance and internal charge balance. Further expanding molecular diversity, naphthalene diimide (NDI) derivatives have

shown promise with a “one-step, two-electron” redox cascade ( $\text{NDI}^{2+} \leftrightarrow \text{NDI}^+ \leftrightarrow \text{NDI}^0$ ). When paired with the FcNCl catholyte, NDI-based systems retained  $98.44\%$  of capacity over 350 cycles, the most stable  $2e^-$  AORFBs reported to date, although concentration limits and synthesis costs remain hurdles.<sup>605</sup>

To address scalability, He *et al.*<sup>606</sup> synthesized highly conjugated, functionalized NDI derivatives (dex-NDI) *via* a low-cost hydrothermal route ( $\sim \$ 0.16$   $\text{g}^{-1}$ ). Featuring hydrophilic groups for self-assembly *via*  $\pi$ - $\pi$  stacking and hydrogen bonding, dex-NDI demonstrated enhanced solubility ( $1.85$  M), stabilized  $2e^-$  redox transitions, and enabled  $2.4$  M  $e^-$  concentration. In full cells with the MiAcNH-TEMPO catholyte, the system reached  $54.4$   $\text{Ah L}^{-1}$  capacity and  $318$   $\text{mW cm}^{-2}$  power density, establishing a new benchmark for cost-effective, high-performance AORFBs.

Despite these advances, redox instability under multi- $e^-$  conditions remains a critical bottleneck. Even rigid  $\pi$ -conjugated frameworks such as anthraquinones or phenazines may suffer from irreversible degradation due to localized electron density. To mitigate this, Wang's team<sup>607</sup> proposed a resonance-stabilized phenazine dication (HSPC) with 2,3-dihydroxy substitution. The resulting  $2e^-$  process (HSPC  $\leftrightarrow$  re-HSPC) benefits from extensive delocalization across phenazine and quinoid moieties, enabling a highly reversible redox platform with minimal fade ( $0.0009\%$  per cycle) at  $1.4$  M  $e^-$  concentration and a peak power density of  $0.11$   $\text{W cm}^{-2}$ , coupled with  $\text{K}_4\text{Fe}(\text{CN})_6$ .

Taken together, these developments highlight the central role of organic radical stabilization in advancing organic ion-conducting AORFBs. Through strategies such as controlled  $\pi$ -dimerization, intramolecular association, extended conjugation, and resonance delocalization, researchers have enhanced the electrochemical reversibility, air stability, and scalability of these systems. Continued molecular engineering of functional organic ions capable of multi- $e^-$  transfer and intrinsic charge balancing offers a promising pathway toward next-generation flow batteries with high energy density and cost-effective scalability.

## 6.2. Ion-exchange membranes

The critical role of IEMs in AORFBs has driven significant innovations in membrane design to address the fundamental challenge of simultaneously achieving high ion selectivity and conductivity. While conventional perfluorosulfonic acid membranes like Nafion have been widely adopted for their excellent proton conductivity and chemical stability. Yet, in multi-ion AORFB environments, their inherent trade-off between ion transport and selectivity leads to substantial crossover of redox-active species, resulting in capacity fade and reduced energy efficiency. This limitation stems from the nanoscale phase-separated morphology of traditional IEMs, where ill-defined hydrophilic/hydrophobic domains create a persistent conductivity-selectivity dilemma.

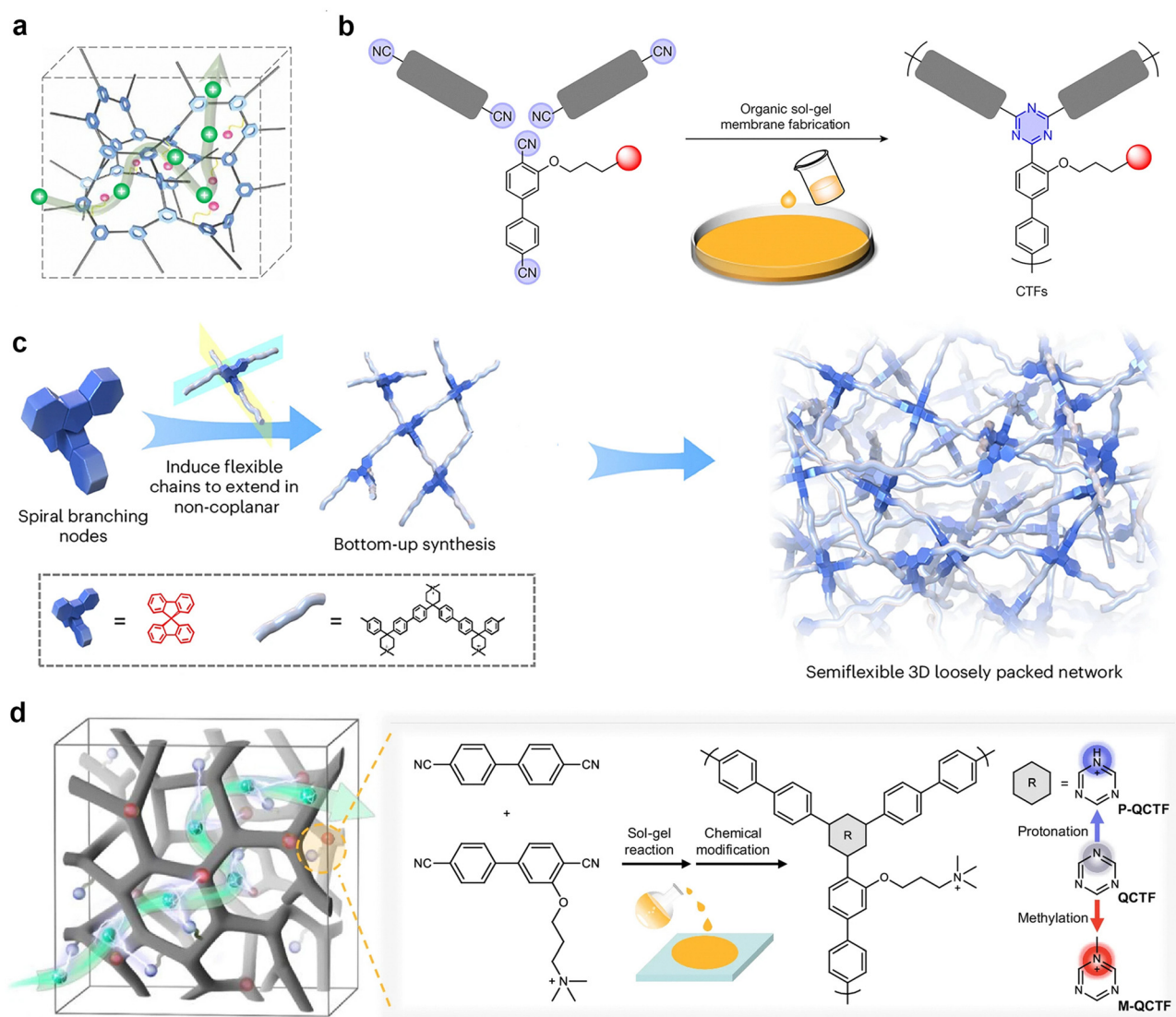
A conceptual breakthrough was realized by Schubert *et al.*,<sup>586</sup> who demonstrated that inexpensive dialysis membranes could serve as functional ion-selective barriers in NaCl-based AORFBs, relying on size exclusion and charge repulsion mechanisms rather than traditional ion-exchange functionalities. This seminal work underscored the feasibility of managing multiple ionic species using non-ionic membranes and prompted a wave of



innovation focused on engineering membranes with well-defined, nano-confined transport pathways. Among the most promising of these approaches is the development of polymers of intrinsic microporosity (PIMs). Unlike conventional IEMs that rely on hydrated channels, PIMs use micropores created by inefficient packing of rigid and contorted polymer backbones, allowing the combination of size-sieving selectivity with enhanced ionic permeability. Song's team<sup>436,608</sup> pioneered this direction through strategic functionalization of PIMs with Tröger's base and amidoxime groups, demonstrating how tailored side chains could optimize both pore dimensions and local chemical environments to enhance specific ion transport while minimizing organic species crossover. These innovations were complemented by sulfonic,<sup>609</sup>

and carboxylic acid-functionalized variants<sup>610</sup> that achieved unprecedented combinations of ion selectivity and conductivity through precisely engineered polymer-ion interactions.

Recently, a landmark advancement by Xu's team<sup>611</sup> introduced a self-supporting covalently bonded polymer framework membrane based on rigid triazine structures (Fig. 34a and b), sub-nanometer channels that enable near-frictionless ion transport ( $\text{Na}^+$  diffusion coefficient:  $1.18 \times 10^{-9} \text{ m}^2 \text{ s}^{-1}$ ) with ultralow resistance ( $0.17 \Omega \text{ cm}^2$ ). These structural innovations allowed AORFBs to achieve unprecedented current densities ( $500 \text{ mA cm}^{-2}$ ) while maintaining exceptional cycling stability, overcoming the longstanding conductivity-selectivity trade-off through precisely engineered pore confinement effects. Then,



**Fig. 34** Schematic illustrations of advanced ion-selective polymer membranes with tunable ion transport pathways: (a) pore architecture and chemical environment tailored to enable fast and selective ion conduction. (b) Ion-conductive moieties embedded within membrane pores and a covalently bonded network constructed from rigid triazine units. (c) Semiflexible 3D network architecture derived from spiral-branched polymer design strategy, facilitating interconnected ion pathways. Reproduced with permission from ref. 611. Copyright 2023, Springer Nature. (d) Left: Schematic of a 3D interconnected microporous network enabling efficient anion transport. Right: Molecular structure and synthetic route of a covalent triazine framework-based membrane. Reproduced with permission from ref. 612. Copyright 2025, Springer Nature.



Xu's group<sup>611</sup> further developed branched microporous AEM incorporating twisted spirobifluorene monomers and all-carbon poly(aryl piperidine) backbones that form interconnected 3D networks (Fig. 34c), achieving remarkable  $\text{Cl}^-$  conductivity ( $120 \text{ mS cm}^{-1}$  at  $80^\circ\text{C}$ ) and stable operation at  $400 \text{ mA cm}^{-2}$ . Subsequent refinements through covalent triazine framework membranes demonstrated selective anion transport tuning *via* methylation, enhancing  $\text{Cl}^-$  conductivity while maintaining  $\text{F}^-$  permeability, a critical advancement for managing charge asymmetry in multi-ion systems (Fig. 34d).<sup>612</sup>

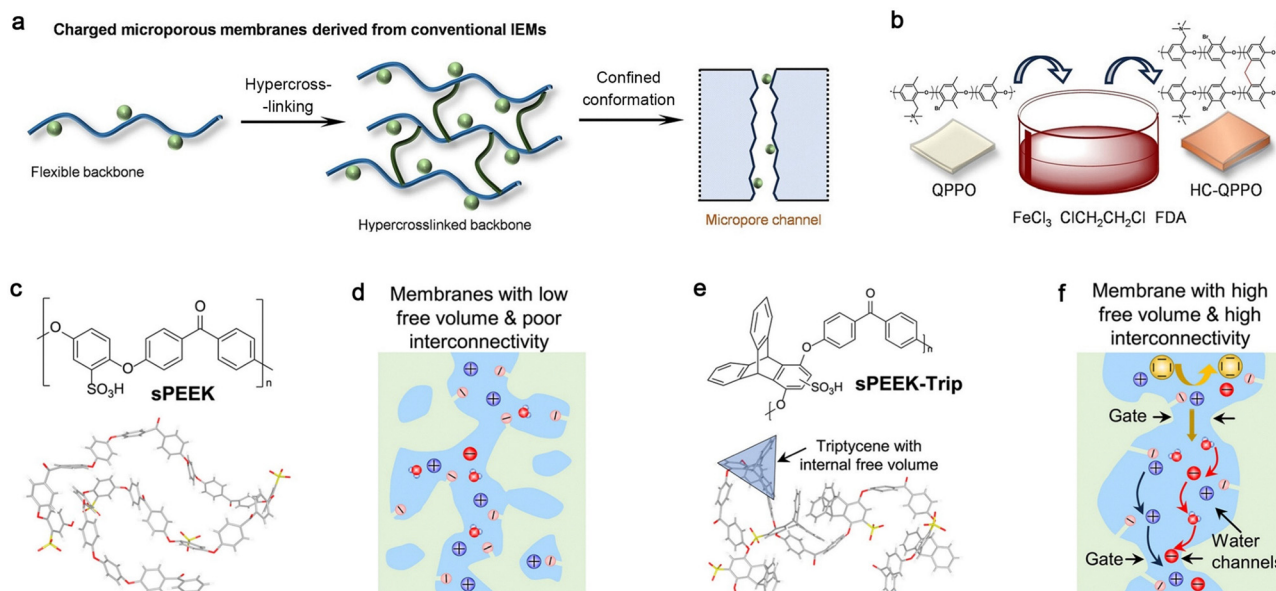
Despite the promise of such high-performance microporous membranes, their synthesis often involves complex procedures and expensive monomers, posing challenges for large-scale applications. Addressing this limitation, Xu's group<sup>613</sup> integrated the advantages of conventional microphase-separated ion-exchange membranes (IEMs) and polymers of intrinsic microporosity (PIMs) by converting dense IEMs into microporous structures (Fig. 35a and b). This was achieved through an *in situ* hypercrosslinking strategy applied to commercially available quaternized poly(2,6-dimethyl-1,4-phenylene oxide) (QPPO), yielding hypercrosslinked QPPO (HC-QPPO) membranes. These membranes demonstrated a twofold increase in ionic conductivity and a tenfold improvement in ion selectivity relative to their pristine counterparts. When employed in neutral AORFBs with BTMAP-Vi/TEMPTMA electrolytes, the HC-QPPO membranes dramatically suppressed capacity decay, offering a cost-effective pathway to integrate high selectivity, chemical robustness, and low resistance within a scalable platform, an essential criterion for real-world deployment of multi-ion carrier systems.

Further emphasizing the potential of dual-ion conductive membranes, Song *et al.*<sup>614</sup> re-engineered sulfonated poly(ether ether ketone) (sPEEK) and sPEEK-Trip membranes by incorporating triptycene units into the polymer backbone to induce intrinsic microporosity (Fig. 35c–f). Unlike conventional linear sPEEK, this twisted, rigid architecture formed well-connected water channels and supported efficient transport of both  $\text{K}^+$  and  $\text{OH}^-$  ions. Sulfonation *via* silicon-protected reagents further refined the channel morphology, enabling electrostatic-driven cation conduction alongside Grotthuss-type  $\text{OH}^-$  hopping mechanisms. This dual-ion conduction strategy delivered superior performance in alkaline AORFBs systems based on quinone, achieving high energy efficiency and remarkable current densities up to  $700 \text{ mA cm}^{-2}$ . The structural design not only ensured stability under aggressive pH conditions but also maximized ion mobility, setting new benchmarks in membrane-enabled flow battery performance.

Altogether, through rational control over polymer topology, pore architecture, and functional group distribution, these membranes not only resolve the long-standing conductivity-selectivity dilemma but also enable synchronized cation–anion transport, critical for achieving high coulombic efficiency, stable cycling, and scalable power output. As flow battery systems evolve toward higher energy densities and faster kinetics, multi-ion carrier membranes will remain indispensable to bridging the gap between laboratory advances and grid-scale energy storage applications.

### 6.3. System-level optimization

Additionally, system-level optimization, such as the transition toward pH-neutral electrolytes, has significantly mitigated



**Fig. 35** (a) Schematic of charged microporous membranes derived from the hypercrosslinking of conventional IEMs (green spheres denote fixed charged groups). (b) Illustration of the facile hypercrosslinking process and the resulting microporous polymer network structure. Reproduced with permission from ref. 613. Copyright 2024, Wiley. (c) Chemical structure and chain segment of conventional sPEEK. (d) Schematic depiction of ion channel morphology in sPEEK membranes. (e) Chemical structure of sPEEK-Trip incorporating triptycene units that introduce internal free volume. (f) Schematic illustration of hourglass-shaped interconnected ion channels in sPEEK-Trip membranes, facilitating rapid and selective ion transport, particularly enabling the conduction of both cations (black arrows) and hydroxide ions (red arrows) in alkaline media. Reproduced with permission from ref. 614. Copyright 2025, Elsevier.



corrosion and side reactions linked to extreme pH environments, enabling more stable and sustainable operation under practical conditions.<sup>577</sup> In recent years, the development of pH-decoupled AORFBs represents a significant advancement in multi-ion carrier systems, where strategic management of proton and hydroxide ion transport enables cell voltages exceeding the thermodynamic water-splitting limit of 1.23 V.<sup>615</sup> While early pH-decoupled systems suffered from severe proton/hydroxide crossover and associated efficiency losses, the innovative work by Aziz *et al.*<sup>616</sup> demonstrated how controlled pH differentials coupled with regeneration systems could mitigate these challenges. Their mild pH-decoupling approach, utilizing AEM and CEM to separate the acidic and alkaline sides, carefully matched redox pairs (benzo[*a*]hydroxyphenazine-7/8-carboxylic acid (BHPC) in mild alkaline and tris(4,4'-bis(hydroxymethyl)-2,2'-bipyridine)iron(III) dichloride (Fe(Bhmbby)<sub>3</sub>) in mild acid) (Fig. 36b), achieved breakthrough performance including an OCV > 1.7 V, a peak power density of 140 mW cm<sup>-2</sup>, coulombic efficiency of 99%, and daily capacity decay <0.07%, while maintaining 85% round-trip efficiency, a testament to the power of Na<sup>+</sup>/Cl<sup>-</sup>/OH<sup>-</sup>/H<sup>+</sup> multi-ion carrier optimization in balancing electrochemical potential and ionic crossover (Fig. 36a).

Parallel to these advancements, the emergence of membraneless flow batteries presents a distinct yet complementary trajectory for cost-effective energy storage. By utilizing immiscible biphasic electrolytes to achieve spontaneous phase separation of redox-active species, these systems eliminate the need for ion exchange membranes altogether, potentially

reducing system complexity and cost. As demonstrated by Marcilla's team,<sup>20</sup> by combining LiTFSI and (NH<sub>4</sub>)<sub>2</sub>SO<sub>4</sub>, they engineered a low-viscosity (<3.2 mPa s), high-conductivity (158 mS cm<sup>-1</sup>) immiscible electrolyte pair, where [Fe(CN)<sub>6</sub>]<sup>3-/4-</sup> localizes in the sulfate-rich top phase and a sulfonated viologen derivative ((SPR<sub>2</sub>)V<sup>0/-</sup>) partitions into the TFSI-rich bottom phase (Fig. 36c). Operating under near-neutral conditions, this configuration achieves a distribution coefficient (K) exceeding 10, promoting sharp concentration gradients and efficient phase-specific ion transport. The resulting multi-ion environment extends the OCV to 1.09 V and increases power density by 3.5-fold relative to PEG-based biphasic systems (Fig. 36d). Impressively, the battery retained 98.5% of its capacity over 400 cycles (33 days) under flow conditions, establishing a foundation for durable, membrane-free, multi-ion carrier systems.

Despite significant advancements in redox-active molecule design, electrolyte optimization, and ion transport regulation, the energy density and long-term stability of AORFBs still lag behind commercial VRFBs. To overcome these limitations, future efforts must focus on the development of novel organic redox species capable of stable multi-e<sup>-</sup> transfer (>2e<sup>-</sup>), alongside electrolyte systems that balance high ionic conductivity, low viscosity, and broad electrochemical windows. Hybrid electrolytes and multi-ion formulations may offer new synergies, enabling improved compatibility and enhanced redox reversibility. Simultaneously, membrane materials must be tailored to support selective transport of multivalent ions (*e.g.*, Zn<sup>2+</sup> and Al<sup>3+</sup>) through precise molecular sieving and high chemical stability.



Fig. 36 (a) Schematic illustration of ion concentration gradients and transport directions in a three-chamber flow cell. (b) Comparison of LSV curves between a BPM sub-cell and the integrated three-chamber system, highlighting enhanced voltage response *via* spatial ion management. Reproduced with permission from ref. 616. Copyright 2024, Springer Nature. (c) Construction of an aqueous membrane-free flow battery based on (SPR<sub>2</sub>)V<sup>0/-</sup> couple with [Fe(CN)<sub>6</sub>]<sup>3-/4-</sup> redox species. (d) Cyclic voltammograms of the anolyte and catholyte at pH = 7, measured at 0.1 M active species and a scan rate of 10 mV s<sup>-1</sup>. Reproduced with permission from ref. 20. Copyright 2025, Wiley.



Beyond the molecular and materials scale, system-level innovations are equally vital. Adaptive flow control, real-time sensing, and AI-assisted battery management strategies will be critical for maintaining ionic balance and suppressing degradation. The integration of bioinspired membrane structures or stimuli-responsive transport mechanisms may further improve selectivity and operational flexibility. Addressing these challenges will require cross-disciplinary collaboration and a paradigm shift that views complexity not as a limitation, but as a functional advantage. Such a holistic strategy is essential to position multi-ion AORFBs as viable, next-generation technologies for scalable, long-duration and sustainable energy storage.

## 7. Concluding remarks and perspectives

### 7.1. Challenges

The promise of multi-ion EPSs lies in the orchestration of diverse ionic species, each performing a complementary role

in redox reactions, charge transport, and interfacial stabilization. Yet, the very richness that makes these systems powerful also renders them exquisitely complex. The deliberate inclusion of multiple ionic species introduces a multidimensional design landscape, one that touches every layer of the device, from materials and interfaces to system integration and scale-up, which introduces a host of scientific and practical challenges that must be addressed with equal sophistication (Fig. 37).

One of the most fundamental scientific hurdles is the precise discrimination and coordination of multiple ions within shared electrolytic and interfacial environments. Ions of differing valence states, sizes, charge densities, solvation structures, and chemical reactivities do not always coexist peacefully. Their interactions can lead to antagonistic phenomena such as cation–anion pairing, ion–solvent competition, and active-site rivalry, disrupting redox equilibria, degrading electrochemical stability, and triggering side reactions. Designing a compatible electrolyte in this context becomes an act of chemical diplomacy, requiring a finely tuned balance of ionic



Fig. 37 Challenges, future directions, and opportunities of multi-ion EPSs.



preferences and the mitigation of cross-species interference to preserve both performance and longevity.

Multi-ion systems require the precise co-optimization of ionic flux, electric field distribution, and redox synchronization. In such environments, ion transport resembles a congested highway, where multiple species compete for mobility and selective access through membranes or interphases. Inter-ionic crosstalk can impair ionic conductivity, disrupt charge balance, and compromise transport selectivity. Overcoming these challenges calls for the development of ion-selective membranes and adaptive separators capable of regulating multi-species ion flux with molecular-level precision, demanding advances at the intersection of electrostatics, nanostructured materials, and interfacial chemistry.

In systems where multiple ion species coexist, the formation of stable and functional interphases, such as SEI or CEI, becomes increasingly challenging. Conventional membranes like Nafion often lack the selectivity needed to distinguish between monovalent and multivalent ions, leading to ionic crossover, contamination, and capacity degradation. While solid-state and gel electrolytes may provide improved compartmentalization, they frequently suffer from low ionic conductivity and poor interfacial contact in mixed-ion environments. There is an urgent need for advanced electrolyte platforms capable of molecular-level ion recognition, tailored solvation environments, and high ionic mobility. Promising candidates include hybrid ionic liquids, zwitterionic polymers, and bio-inspired chelating systems designed to reconcile selectivity with transport efficiency.

From a manufacturing and scalability standpoint, multi-ion EPSs pose challenges that extend far beyond the laboratory. High-purity precursors, functional separators, and custom battery management systems inflate the levelized cost of storage, often exceeding that of mature single-ion technologies. Materials that perform well in coin-cell prototypes may falter in large-format devices, where ionic cross-talk and degradation effects become magnified over time. The need to reproducibly synthesize complex electrolytes, fabricate ion-tolerant electrodes, and ensure long-term system integrity under dynamic operating conditions highlights the importance of manufacturability and durability as co-equal goals with performance.

Engineering these systems for real-world use further increases the demand for precision control and system-level coordination. Flow rates, ionic gradients, membrane selectivity, and electrode kinetics must be continuously monitored and dynamically tuned to avoid performance drift or failure. Yet this sophistication must be achieved without prohibitive cost, energy overhead, or fragility. Expanding the electrochemical operating window while maintaining safety and reliability will require creative combinations of tailored solvents, redox-buffering strategies, and hybrid electrolyte systems that balance both thermodynamic stability and kinetic control.

Finally, safety considerations become increasingly urgent as complexity grows. The inclusion of multiple reactive species broadens the landscape of potential failure modes, from thermal instability and gas evolution to dendrite formation and

parasitic reactions. As multi-ion EPSs are adapted for critical applications such as grid storage, electric vehicles, and wearable electronics, ensuring their resilience under stress, abuse, and long-term cycling conditions becomes essential.

These challenges do not diminish the potential of multi-ion EPSs; they on the contrary define its frontier. Each obstacle marks a call for innovation: membranes engineered to distinguish ions by geometry or charge, solvent systems that reconcile competing redox chemistries, and interfaces that self-organize in response to local ionic environments. In this landscape, complexity is not a barrier but a new scientific language. As we look ahead, the path forward lies not in simplifying these systems, but in mastering their intricacies. What follows is a roadmap for future research, outlining how the mastery of complexity can reimagine electrochemical power sources as systems that are not merely more powerful, but profoundly more intelligent, adaptable, and resilient.

## 7.2. Roadmap for future research

The transition from single-ion to multi-ion EPSs represents a paradigm shift that transcends materials innovation, fundamentally redefining the principles of electrochemical design. To fully harness this potential, a targeted research roadmap must integrate advances across four interdependent domains: ion selection, transport regulation, interface engineering, and system architecture, each meticulously tailored to the operational requirements of specific energy storage technologies.

Hybrid batteries exemplify this approach, where the strategic integration of multivalent (*e.g.*,  $Mg^{2+}$  and  $Zn^{2+}$ ) and monovalent ions (*e.g.*,  $Li^+$  and  $Na^+$ ) enables synergistic performance: the former provides high-capacity storage while the latter ensures rapid transport and interfacial stabilization. However, this advantage hinges on overcoming critical challenges, including the synchronization of disparate redox kinetics and the prevention of ionic cross-talk through novel electrolyte formulations. Complementary innovations in ion-selective transport channels, spatially graded electrodes, and dynamic interphases will be essential to maintain electrochemical coherence within these hybrid architectures.

This principle of functional ion partitioning extends to HBCs, where multi-ion strategies must reconcile contradictory demands, fast ionic mobility for capacitor-like power delivery *versus* controlled redox activity for battery-like energy storage. Achieving this balance requires dual-ion pathways: one optimized for rapid electric double-layer formation and another dedicated to faradaic processes. Success in this domain will depend on breakthroughs in bifunctional electrolytes with segregated ionic domains, hierarchically porous electrodes capable of selective ion sieving, and adaptive interfaces that dynamically reconfigure under varying operational loads. Notably, nanoscale control over solvation structures and interfacial field distributions emerges as a universal requirement for sustaining performance across extended cycles.

The versatility of multi-ion systems is particularly evident in fuel cells, where decoupled protonic/anionic transport (*e.g.*, coexisting  $H^+/OH^-$ ) can simultaneously broaden operational



windows and mitigate catalyst degradation. Yet this advantage introduces new complexities, including inter-ion competition and interfacial instability under pH gradients. Addressing these challenges demands co-conductive membranes with angstrom-level ion selectivity, mixed-ion-tolerant catalytic surfaces, and self-regulating interfaces capable of real-time ionic flux modulation. Similarly, RFBs, arguably the most natural platform for multi-ion implementations, leverage modular architectures to enable voltage-staggered redox couples and even co-mediated chemical synthesis (e.g., H<sub>2</sub> evolution coupled with energy storage). However, these systems require meticulous design of stable multivalent redox pairs, advanced separators with molecular-level crossover suppression, and flow fields engineered for kinetic synchronization of multiple ionic species.

Across all technologies, interface engineering emerges as a critical theme. Multi-ion systems often produce chemically diverse and dynamically evolving interfaces that govern device stability and performance. Future directions include the creation of ion-specific interphases, self-restructuring solid-liquid boundaries, and functional coatings that modulate ion flux at the molecular level. These features must accommodate asymmetric ion reactivity, variable hydration shells, and fluctuating electric fields without compromising long-term cyclability.

Understanding such complex phenomena requires high-resolution analytical tools and multi-scale modeling frameworks. *In situ* and *operando* techniques, such as cryo-electron microscopy, isotope tracing, and synchrotron spectroscopy, should be coupled with machine learning-assisted data analytics and multi-physics simulations. These will enable the identification of ion-specific transport barriers, emergent interfacial behaviors, and cooperative transport phenomena in real-time operating environments.

From lab-scale development to real-world deployment, key engineering considerations include manufacturability, safety, and integration with renewable sources. Strategies such as 3D-printed flow architectures, modular stacked cell configurations, and ion-gradient-driven compartmentalization will support flexible scale-up. Sustainability must be embedded throughout, favoring non-toxic, earth-abundant elements, closed-loop recycling, and lifecycle-informed material selection.

Economically, the levelized cost of storage (LCOS) remains a critical benchmark for evaluating the feasibility of emerging energy storage systems. The deliberate inclusion of multivalent and organic ionic species, hybrid electrolytes, and ion-selective membranes in multi-ion EPSs introduces significant cost variability. These systems often require high-purity salts, advanced polymers, and engineered interfaces, which elevate capital expenditures relative to conventional single-ion technologies. Additionally, the synthesis of such tailored components frequently involves low-throughput, non-scalable processes. To address these challenges, future efforts should prioritize the use of earth-abundant, non-toxic, and recyclable materials and develop modular synthesis strategies compatible with roll-to-roll or 3D printing techniques, enabling cost-effective scale-up.

From a systems perspective, the ability of multi-ion EPSs to partition electrochemical functions among distinct ionic

species offers unprecedented opportunities for design flexibility and performance optimization. However, this complexity also necessitates advanced battery management systems, real-time monitoring, and adaptive control algorithms to maintain ionic balance and operational stability. This calls for the development of low-cost, high-resolution sensing technologies and AI-assisted control strategies to ensure reliable, scalable operation. While current multi-ion systems may not yet match the LCOS of mature lithium-ion technologies due to material and integration costs, they show long-term potential in scenarios where traditional systems fall short, such as modular energy storage, long-duration operation, and harsh environmental conditions. In grid-scale flow batteries or hybrid systems coupling energy storage with CO<sub>2</sub> reduction or hydrogen production, the multifunctionality of multi-ion EPSs can deliver additional value streams, enhancing energy return on investment. Ultimately, realizing their promise requires a shift toward application-driven design rooted in fundamental science, treating ionic complexity as a strategic asset for next-generation energy systems.

### 7.3. Opportunities

While the roadmap outlines the challenges that must be met, the opportunities offered by multi-ion EPSs are no less compelling. These systems are not merely enhancements of existing technologies; they represent a fundamental reimagining of what electrochemical platforms can achieve across functionality, architecture, and application. At their core, multi-ion EPSs allow for tandem, sequential, or co-mediated redox processes, enabling electrochemical reactions that are inaccessible in conventional single-ion systems. This unlocks the potential for voltage-staggered energy storage, coordinated energy, chemical conversion, and redox-coupled electrosynthesis, vastly expanding the operating landscape. By delegating distinct electrochemical roles of different ions for charge storage, transport, or interfacial stabilization, multi-ion systems alleviate traditional bottlenecks including ion concentration gradients, interfacial instability, and sluggish kinetics, resulting in faster charge-discharge rates, higher power density, and greater design flexibility.

Thanks to their tunable composition and reaction dynamics response, multi-ion EPSs are well suited to pair with variable renewable inputs like wind or solar. Their modular and dynamic response capabilities make them excellent candidates for grid balancing, off-grid storage, and hybrid energy-conversion systems. Beyond energy storage, multi-ion EPSs offer avenues for integrated energy-chemical systems. These may include simultaneous hydrogen production and waste valorization, CO<sub>2</sub> capture and conversion, or electrosynthetic routes to value-added chemicals. Such coupling transforms EPSs from static energy devices into multifunctional electrochemical factories.

From wearable electronics to implantable medical devices, the versatility of multi-ion systems offers energy solutions that are flexible, biocompatible, and even self-healing. Their tailored voltage profiles and chemical resilience make them ideal for powering electronics under diverse environmental conditions, meeting the demands of wearable technologies, implantable devices, and smart sensing platforms.



The transportation sector, particularly electric vehicles, presents another high-impact frontier. The integration of systems like Li–Na hybrid batteries provides a dual advantage: higher energy density and improved low-temperature performance. For instance, a recent study<sup>590</sup> reported Na-based dual-ion batteries achieving 380 Wh kg<sup>-1</sup>, significantly reducing Li demand. CATL's 2023 commercialization of a Li–Na all-battery (AB) pack represents a milestone in hybrid energy storage. By spatially arranging sodium-ion cells in low-temperature zones of the battery pack, this system overcomes cold-weather limitations, achieving a 5% range improvement at sub-zero temperatures while leveraging sodium's thermal resilience. This strategic integration illustrates how multi-ion design can yield a synergistic performance greater than the sum of its parts, a true realization of “1 + 1 > 2” in practical electrochemistry.

Multi-ion redox flow batteries offer yet another path forward, uniquely suited for large-scale grid integration. Their scalable, long-duration, and environmentally friendly characteristics, paired with the ability to incorporate multiple redox couples, provide a highly customizable platform for stationary storage. Their modularity allows system designers to balance power and capacity independently, tailoring performance for the fluctuating demands of renewable-powered grids.

Finally, the rise of multi-ion EPSs represents more than an evolution in materials, signifying a convergence of disciplines. At the crossroads of electrochemistry, materials science, nanotechnology, and data-driven design, these systems offer an opportunity to rethink energy devices as intelligent, responsive, and multifunctional platforms. Their development encourages a holistic approach to system design, from the atomic scale to the grid, and from laboratory discovery to real-world deployment.

#### 7.4. Conclusion

The emergence of multi-ion carrier systems marks a paradigm shift in electrochemical energy technologies, offering new strategies for charge storage, ion transport, and interfacial modulation. In contrast to conventional single-ion systems, multi-ion EPSs exploit the complementary properties of a diverse range of ionic species, including monovalent, multivalent, organic, and anionic carriers, to enable a finely tuned yet robust coordination of redox activity, ionic conductivity, and structural adaptability. This review highlights recent advances across a range of technological platforms, including hybrid batteries, HBCs, fuel cells, and RFBs, illustrating how the deliberate orchestration of multiple ionic species can overcome the intrinsic limitations of single-ion transport.

However, the intricate advantages of multi-ion EPSs also bring forth significant scientific and engineering challenges. Ion-specific discrimination, redox synchronization, and selective transport must all occur within shared electrolytic and interfacial environments, a demanding task due to competitive solvation, ion-pairing, and cross-reactivity. The formation of robust SEI/CEI, suppression of ionic crossover, and mitigation of parasitic reactions are further complicated by the coexistence of chemically and physically distinct ions. Moreover, most conventional membranes, electrolytes, and electrode materials

lack the selectivity and structural compatibility needed to support multi-species transport without compromising electrochemical performance.

To navigate these challenges, future research must adopt a holistic and application-driven design philosophy. This includes the development of ion-selective membranes, adaptive separators, and solvation-engineered electrolytes that regulate ion flux with molecular precision. Advanced interfacial architectures capable of dynamic self-restructuring will be key to maintaining long-term electrochemical stability in complex ionic environments. Integrating these materials innovations with real-time sensing, AI-assisted control algorithms, and modular system architectures will also be essential for scalable and intelligent energy storage solutions.

Opportunities for multi-ion EPSs extend well beyond conventional battery applications. Their tunable redox dynamics and ionic modularity make them uniquely suited for grid-scale storage, coupling with renewable energy sources, and hybrid energy-chemical systems that enable CO<sub>2</sub> conversion, H<sub>2</sub> production, or electrosynthesis of valuable chemicals. In wearable electronics and electric vehicles, multi-ion configurations offer tailored voltage profiles, enhanced thermal stability, and resilience under diverse operating conditions.

In sum, multi-ion EPSs are not simply an evolutionary step; they represent a conceptual reimagining of electrochemical systems as adaptive, multifunctional, and highly engineered platforms. Unlocking their full potential will require breakthroughs in electrolyte chemistry, membrane science, interfacial engineering, and computational design, supported by *operando* diagnostics and machine-learning-guided discovery. As we move toward a decarbonized and electrified energy future, mastering ionic complexity is not a hindrance but a key enabler, transforming electrochemical power systems into intelligent, responsive, and resilient energy technologies for the decades ahead.

## Author contributions

Y. Zhang, X. Hu and Z. Wen conceived the project and coordinated the overall structure and review logic; P. Wu and C. Chen conducted the literature survey and contributed to the drafting of the manuscript; Y. Liu was responsible for figure preparation; X. Cai, W. Liang, and M. Li assisted in mechanism analysis and the comparative discussion of electrochemical performance; X. Zhuang, Y. Li, and X. Chen contributed to the design strategies of materials and electrolyte systems; M. Sun and L. Wei managed the references and assisted with formatting. All authors discussed the results and approved the final version of the manuscript.

## Conflicts of interest

There are no conflicts of interest to declare.

## Data availability

The data supporting this article have been included as part of the SI. See DOI: <https://doi.org/10.1039/d5cs00785b>



## Acknowledgements

This work was financially supported by the National Natural Science Foundation of China (no. 22225902, U22A20436, 22209185, and 22409171), the National Key Research & Development Program of China (2022YFE0115900, 2023YFA1507101, and 2021YFA1501500), the Self-deployment Project Research Program of Haixi Institutes, Chinese Academy of Sciences (no. CXZX-2022-GH04, CXZX-2023-JQ08), and Science and Technology Program of Fuzhou (2023-P-009), the China National Postdoctoral Program for Innovative Talents (BX20230365), and the China Postdoctoral Science Foundation (2023M743494).

## Notes and references

- B. Dunn, H. Kamath and J. M. Tarascon, *Science*, 2011, **334**, 928–935.
- J. Y. Hwang, S. T. Myung and Y. K. Sun, *Chem. Soc. Rev.*, 2017, **46**, 3529–3614.
- M. Armand and J. M. Tarascon, *Nature*, 2008, **451**, 652–657.
- B. Li, J. Zheng, H. Zhang, L. Jin, D. Yang, H. Lv, C. Shen, A. Shellikeri, Y. Zheng, R. Gong, J. P. Zheng and C. Zhang, *Adv. Mater.*, 2018, **30**, e1705670.
- Y. Wang, X. Yang, Z. Zhang, X. Hu, Y. Meng, X. Wang, D. Zhou, H. Liu, B. Li and G. Wang, *eScience*, 2022, **2**, 573–590.
- M. Li, J. Lu, Z. Chen and K. Amine, *Adv. Mater.*, 2018, **30**, e1800561.
- N. Zheng, H. Ji, J. Wang, M. Zhang, L. Wei, R. Shi, K. Jia, X. Wu, X. Xiao, Z. Zhuang, B. Li, H. M. Cheng and G. Zhou, *J. Am. Chem. Soc.*, 2024, **146**, 27819–27829.
- H. Li, H. Liu, S. Luo, J. Arbiol, E. Suard, T. Bergfeldt, A. Missyul, V. Baran, S. Mangold, Y. Zhang, W. Hua, M. Knapp, H. Ehrenberg, F. Pan and S. Indris, *Nat. Commun.*, 2025, **16**, 2203.
- Y. Tang, Q. Zhang, W. Zuo, S. Zhou, G. Zeng, B. Zhang, H. Zhang, Z. Huang, L. Zheng, J. Xu, W. Yin, Y. Qiu, Y. Xiao, Q. Zhang, T. Zhao, H.-G. Liao, I. Hwang, C.-J. Sun, K. Amine, Q. Wang, Y. Sun, G.-L. Xu, L. Gu, Y. Qiao and S.-G. Sun, *Nat. Sustainable*, 2024, **7**, 348–359.
- F. Wu, J. Maier and Y. Yu, *Chem. Soc. Rev.*, 2020, **49**, 1569–1614.
- S. Liu, S. Liu, J. Bao, Z. Huang, L. Wei, N. Chen, Z. Hu, W. H. Huang, C. W. Pao, Q. Kong, J. Han, L. Li and X. Huang, *Angew. Chem., Int. Ed.*, 2025, **64**, e202421013.
- R. Haider, Y. Wen, Z. F. Ma, D. P. Wilkinson, L. Zhang, X. Yuan, S. Song and J. Zhang, *Chem. Soc. Rev.*, 2021, **50**, 1138–1187.
- K. Jiao, J. Xuan, Q. Du, Z. Bao, B. Xie, B. Wang, Y. Zhao, L. Fan, H. Wang, Z. Hou, S. Huo, N. P. Brandon, Y. Yin and M. D. Guiver, *Nature*, 2021, **595**, 361–369.
- L. She, H. Cheng, Z. Yuan, Z. Shen, Q. Wu, W. Zhong, S. Zhang, B. Zhang, C. Liu, M. Zhang, H. Pan and Y. Lu, *Adv. Sci.*, 2024, **11**, e2305061.
- Z. Zhao and H. N. Alshareef, *Adv. Mater.*, 2024, **36**, e2309223.
- D. Sun, D. Guo, Y. Lu, J. Chen, Y. Lu, X. Han, X. Feng, L. Lu, H. Wang and M. Ouyang, *Energy Environ. Sci.*, 2024, **17**, 7512–7542.
- S. Ma, W. Yan, Y. Dong, Y. Su, L. Ma, Y. Li, Y. Fang, B. Wang, S. Wu, C. Liu, S. Chen, L. Chen, Q. Huang, J. Wang, N. Li and F. Wu, *Mater. Today*, 2024, **75**, 334–358.
- T. Hu, J. Li, Y. Wang, S. Chen, T. Yu, H.-M. Cheng, Z. Sun, Q. Xu and F. Li, *Joule*, 2023, **7**, 1176–1205.
- W. Zhang, Y. Liu and Z. Guo, *Sci. Adv.*, 2019, **5**, eaav7412.
- P. Navalpotro, C. S. Santos, M. L. Alcantara, V. Munoz-Perales, S. E. Ibanez, A. Martinez-Bejarano, N. Jiyane, C. Neves, R. Rubio-Presa, T. Quast, W. Schuhmann, J. A. P. Coutinho and R. Marcilla, *Angew. Chem., Int. Ed.*, 2025, **64**, e202424650.
- L. Shi, D. Liu, X. Lin, R. Cheng, F. Liu, C. Kim, C. Hu, J. Qiu, R. Amal and L. Dai, *Adv. Mater.*, 2024, **36**, e2314077.
- X. Liu, W. Sun, J. Chen and Z. Wen, *Angew. Chem., Int. Ed.*, 2024, **63**, e202317313.
- J. Yang, H. Xu, J. Li, K. Gong, F. Yue, X. Han, K. Wu, P. Shao, Q. Fu, Y. Zhu, W. Xu, X. Huang, J. Xie, F. Wang, W. Yang, T. Zhang, Z. Xu, X. Feng and B. Wang, *Science*, 2024, **385**, 1115–1120.
- Z. Cheng, H. Liu, M. Zhang, H. Pan, C. Sheng, W. Li, M. Wagemaker, P. He and H. Zhou, *Nat. Commun.*, 2025, **16**, 1723.
- O. Alshangiti, G. Galatolo, C. Di Mino, T. F. Headen, J. Christianson, S. Merotto, G. J. Rees, Y. Delavoux, M. Swadzba-Kwasny and M. Pasta, *ACS Energy Lett.*, 2024, **9**, 6104–6108.
- K. Shimoda, Y. Morita, K. Noi, T. Fukunaga, Z. Ogumi and T. Abe, *ACS Energy Lett.*, 2023, **8**, 2570–2575.
- X. Zhao, Z. Zhao-Karger, M. Fichtner and X. Shen, *Angew. Chem., Int. Ed.*, 2020, **59**, 5902–5949.
- Z. Yang, X. H. Liu, X. X. He, W. H. Lai, L. Li, Y. Qiao, S. L. Chou and M. Wu, *Adv. Funct. Mater.*, 2020, **31**, 2006457.
- L. Mu, D. Hou, E. E. Foley, M. Dai, J. Zhang, Z. Jiang, M. M. Rahman, Y. Fu, L. Ma, E. Hu, S. Sainio, D. Nordlund, J. Liu, J. M. Hu, Y. Liu, R. J. Clement and F. Lin, *J. Am. Chem. Soc.*, 2024, **146**, 26916–26925.
- Y. Sun, J. Weng, P. Zhou, W. Yuan, Y. Pan, X. Wu, J. Zhou and F. Cheng, *Adv. Mater.*, 2024, **36**, e2410575.
- W. Xu, L. Li, Y. Zhao, S. Li, H. Yang, H. Tong and Z. Wang, *Energy Environ. Sci.*, 2025, **18**, 2686–2719.
- S. Wang, S. Jiao, D. Tian, H. S. Chen, H. Jiao, J. Tu, Y. Liu and D. N. Fang, *Adv. Mater.*, 2017, **29**, 1606349.
- X. Geng, X. Hou, X. He and H. J. Fan, *Adv. Energy Mater.*, 2024, **14**, 2304094.
- X. Gao, H. Wu, C. Su, C. Lu, Y. Dai, S. Zhao, X. Hu, F. Zhao, W. Zhang, I. P. Parkin, C. J. Carmalt and G. He, *Energy Environ. Sci.*, 2023, **16**, 1364–1383.
- S. Jin, X. Gao, S. Hong, Y. Deng, P. Chen, R. Yang, Y. L. Joo and L. A. Archer, *Joule*, 2024, **8**, 746–763.
- Z. Wei, Y. Gao, L. Wang, C. Zhang, X. Bian, Q. Fu, C. Wang, Y. Wei, F. Du and G. Chen, *Chemistry*, 2016, **22**, 11610–11616.
- Q. Zhang, Y. Lu, L. Miao, Q. Zhao, K. Xia, J. Liang, S. L. Chou and J. Chen, *Angew. Chem., Int. Ed.*, 2018, **57**, 14796–14800.



- 38 J. Song, J. Gim, S. Park and J. Kim, *Electrochim. Acta*, 2018, **261**, 42–48.
- 39 B. Ma, Y. Liang, X. Ma, W. Wang, C. Miao, G. Yu, Q. Wang, C. Xu and X. Cui, *J. Colloid Interface Sci.*, 2025, **696**, 137824.
- 40 Y. Xie, Y. Yang, S. Chen, Y. Huang, Z. Chen, X. Wu, L. Zhu, R. Zeng and Z. Yuan, *J. Power Sources*, 2025, **639**, 236659.
- 41 S. Q. Wang, J. Zhang, Z. X. Xu and J. L. Wang, *ChemistrySelect*, 2021, **6**, 12288–12294.
- 42 L. Xia, L. Lin, J. Li, Y. Zhang, H. Zheng, X. Chang, J. Liang, B. Sa, L. Wang, J. Lin, D. L. Peng, K. Amine and Q. Xie, *Angew. Chem., Int. Ed.*, 2025, **64**, e202423090.
- 43 C. Zhao, Q. Wang, Z. Yao, J. Wang, B. Sanchez-Lengeling, F. Ding, X. Qi, Y. Lu, X. Bai, B. Li, H. Li, A. Aspuru-Guzik, X. Huang, C. Delmas, M. Wagemaker, L. Chen and Y. S. Hu, *Science*, 2020, **370**, 708–711.
- 44 H. Zhang, J. Li, J. Liu, Y. Gao, Y. Fan, X. Liu, C. Guo, H. Liu, X. Chen, X. Wu, Y. Liu, Q. Gu, L. Li, J. Wang and S. L. Chou, *Nat. Commun.*, 2025, **16**, 2520.
- 45 R. Z. Wei, X. W. Zhai, H. R. Tinker, P. He, C. A. F. Nason, Y. P. Han, V. Celorrio, G. Sankar, M. Zhou and Y. Xu, *Adv. Funct. Mater.*, 2023, **33**, 2308227.
- 46 Q. Ni, Y. Xiong, Z. Sun, C. Sun, Y. Li, X. Yuan, H. Jin and Y. Zhao, *Adv. Energy Mater.*, 2023, **13**, 2300271.
- 47 Z. Chen, L. Wang, Z. Chen, Y. Zhong, X. Wang and J. Tu, *Adv. Funct. Mater.*, 2025, 2502682.
- 48 K. Shin, Y. Zheng, F. Zhang, S. Wu and Y. Tang, *ACS Appl. Energy Mater.*, 2020, **3**, 7030–7038.
- 49 S. Wang, Y. Guo, X. Du, L. Xiong, Z. Liang, M. Ma, Y. Xie, W. You, Y. Meng, Y. Liu and M. Liu, *Nat. Commun.*, 2024, **15**, 6476.
- 50 X.-G. Sun, Z. Zhang, H. Y. Guan, C. A. Bridges, Y. Fang, Y.-S. Hu, G. M. Veith and S. Dai, *J. Mater. Chem. A*, 2017, **5**, 6589–6596.
- 51 M. Mao, T. Gao, S. Hou and C. Wang, *Chem. Soc. Rev.*, 2018, **47**, 8804–8841.
- 52 H. Dong, Y. Li, Y. Liang, G. Li, C.-J. Sun, Y. Ren, Y. Lu and Y. Yao, *Chem. Commun.*, 2016, **52**, 8263–8266.
- 53 Y. Li, Q. An, Y. Cheng, Y. Liang, Y. Ren, C.-J. Sun, H. Dong, Z. Tang, G. Li and Y. Yao, *Nano Energy*, 2017, **34**, 188–194.
- 54 X. Wang, T. Li, X. Zhang, Y. Wang, H. Li, H.-F. Li, G. Zhao and C. Han, *J. Energy Chem.*, 2024, **96**, 79–88.
- 55 T. Zhou, Y. Zhu, Y. Shen, H. Qiu, T. Han, J. Li and J. Liu, *Chem. Commun.*, 2024, **60**, 5338–5341.
- 56 T. Zhou, T. Han, X. Lin, J. Liu, X. Zeng, P. Zhan, J. Liu and J. Niu, *Nano Lett.*, 2024, **24**, 4400–4407.
- 57 S. Dhir, S. Wheeler, I. Capone and M. Pasta, *Chem*, 2020, **6**, 2442–2460.
- 58 Q. Zhou, H. K. Liu, S. X. Dou and S. Chong, *ACS Nano*, 2024, **18**, 7287–7297.
- 59 D. Wang, C. Li, Q. Li, H. Li, J. Rehman, C. Zhi and L. Zhu, *Nano Energy*, 2022, **104**, 107990.
- 60 R. Hua, C. Xu, H. Yang, D. Qu, R. Zhang, D. Liu, H. Tang, J. Li and D. Qu, *ACS Appl. Mater. Interfaces*, 2024, **16**, 20520–20532.
- 61 D. Aurbach, Z. Lu, A. Schechter, Y. Gofer, H. Gizbar, R. Turgeman, Y. Cohen, M. Moshkovich and E. Levi, *Nature*, 2000, **407**, 724–727.
- 62 J. Zhang, J. Liu, M. Wang, Z. Zhang, Z. Zhou, X. Chen, A. Du, S. Dong, Z. Li, G. Li and G. Cui, *Energy Environ. Sci.*, 2023, **16**, 1111–1124.
- 63 Y. Gofer, O. Chusid, H. Gizbar, Y. Viestfrid, H. E. Gottlieb, V. Marks and D. Aurbach, *Electrochem. Solid-State Lett.*, 2006, **9**, A257.
- 64 S. Yagi, T. Ichitsubo, Y. Shirai, S. Yanai, T. Doi, K. Murase and E. Matsubara, *J. Mater. Chem. A*, 2014, **2**, 1144–1149.
- 65 Y. Cen, S. Li, Y. Zhou, X. Cai, X. Wang, Q. Xiang, B. B. Hu, D. M. Yu, Y. P. Liu and C. G. Chen, *J. Electrochem. Soc.*, 2019, **166**, A1660–A1667.
- 66 Q. Q. Chen, Q. Xia, Y. X. Xu, P. F. Wang and Q. Q. Tan, *Mater. Lett.*, 2019, **247**, 178–181.
- 67 J. H. Cho, M. Aykol, S. Kim, J. H. Ha, C. Wolverton, K. Y. Chung, K. B. Kim and B. W. Cho, *J. Am. Chem. Soc.*, 2014, **136**, 16116–16119.
- 68 A. M. Diem, K. Hildenbrand, L. Raafat, J. Bill and Z. Burghard, *RSC Adv.*, 2021, **11**, 1354–1359.
- 69 Q. Shu, X. J. Hou, K. M. Hou, X. H. Ye, Q. H. Cao, D. T. Li and G. Q. Suo, *J. Alloys Compd.*, 2023, **966**, 171584.
- 70 Y. Zhang, W. Xiao, Y. Zhao, J. Li, D. Yang, C. Zhu and Y. Chen, *Small*, 2024, **20**, e2406683.
- 71 A. Byeon, M. Q. Zhao, C. E. Ren, J. Halim, S. Kota, P. Urbankowski, B. Anasori, M. W. Barsoum and Y. Gogotsi, *ACS Appl. Mater. Interfaces*, 2017, **9**, 4296–4300.
- 72 X. Li, Y. Tang, L. Liu, Y. Zhang, R. Sheng and Y. NuLi, *J. Colloid Interface Sci.*, 2022, **608**, 2455–2462.
- 73 Z. H. Gao, R. Shi, Y. P. Zhao, J. G. Zhang, J. C. Liu, Y. F. Zhu, Y. N. Liu, J. Wang and L. Q. Li, *Electrochim. Acta*, 2023, **469**, 13079–13082.
- 74 H. Y. Tsai, M. S. Kumar, B. Vedhanarayanan, H. H. Shen and T. W. Lin, *Batteries*, 2023, **9**, 6245–6269.
- 75 C. Pei, F. Xiong, J. Sheng, Y. Yin, S. Tan, D. Wang, C. Han, Q. An and L. Mai, *ACS Appl. Mater. Interfaces*, 2017, **9**, 17060–17066.
- 76 Y. Cheng, Y. Shao, J. G. Zhang, V. L. Sprenkle, J. Liu and G. Li, *Chem. Commun.*, 2014, **50**, 9644–9646.
- 77 Y. Ding, T. Han, Z. Wu, Y. Guan, J. Hu, C. Hu, Y. Tian and J. Liu, *ACS Nano*, 2022, **16**, 15369–15381.
- 78 T. Yang, F. M. Ma, X. Q. Zhang, Y. A. Yang, J. S. Lv, Z. F. Jin, L. R. Wang, H. M. Gao, X. L. Wang and N. Chen, *Appl. Surf. Sci.*, 2024, **660**, 159995.
- 79 Y. Tang, X. Li, H. Lv, W. Wang, Q. Yang, C. Zhi and H. Li, *Angew. Chem., Int. Ed.*, 2021, **60**, 5443–5452.
- 80 Z. Fu, J. S. Tan, C. F. Sun and W. Z. Deng, *Ionics*, 2024, **30**, 4055–4062.
- 81 S. Guan, Q. Peng, X. Guo, Y. Zheng, E. Liao, S. Sun, K. Shin, B. Liu, X. Zhou, C. Zou and Y. Tang, *Chem. Eng. J.*, 2024, **493**, 152864.
- 82 G. Bieker, M. Salama, M. Kolek, Y. Gofer, P. Bieker, D. Aurbach and M. Winter, *ACS Appl. Mater. Interfaces*, 2019, **11**, 24057–24066.
- 83 K. A. See, K. W. Chapman, L. Zhu, K. M. Wiaderek, O. J. Borkiewicz, C. J. Barile, P. J. Chupas and A. A. Gewirth, *J. Am. Chem. Soc.*, 2016, **138**, 328–337.



- 84 G. Pagot, K. Vezzù, S. G. Greenbaum and V. Di Noto, *J. Power Sources*, 2021, **493**, 229681.
- 85 L. Ye, M. Liao, K. Zhang, M. Zheng, Y. Jiang, X. Cheng, C. Wang, Q. Xu, C. Tang, P. Li, Y. Wen, Y. Xu, X. Sun, P. Chen, H. Sun, Y. Gao, Y. Zhang, B. Wang, J. Lu, H. Zhou, Y. Wang, Y. Xia, X. Xu and H. Peng, *Nature*, 2024, **626**, 313–318.
- 86 S. Wu, Z. Jiang, C. Wu, H. Li, J. Huang, N. Li and S. Huang, *Adv. Funct. Mater.*, 2024, **34**, 2313441.
- 87 Z. Meng, A. Reupert, Y. Tang, Z. Li, G. Karkera, L. Wang, A. Roy, T. Diemant, M. Fichtner and Z. Zhao-Karger, *ACS Appl. Mater. Interfaces*, 2022, **14**, 54616–54622.
- 88 H. Song and C. Wang, *Energy Environ. Mater.*, 2022, **6**, e12325.
- 89 D. Zhou, X. Tang, X. Zhang, F. Zhang, J. Wu, F. Kang, B. Li and G. Wang, *Nano Lett.*, 2021, **21**, 3548–3556.
- 90 X. Guo, J. Lu, M. Wang, A. Chen, H. Hong, Q. Li, J. Zhu, Y. Wang, S. Yang, Z. Huang, Y. Wang, Z. Pei and C. Zhi, *Chem*, 2024, **10**, 3607–3621.
- 91 L. Cao, D. Li, E. Hu, J. Xu, T. Deng, L. Ma, Y. Wang, X. Q. Yang and C. Wang, *J. Am. Chem. Soc.*, 2020, **142**, 21404–21409.
- 92 D. D. Sarma and A. K. Shukla, *ACS Energy Lett.*, 2018, **3**, 2841–2845.
- 93 F. Zhao, J. Li, A. Chutia, L. Liu, L. Kang, F. Lai, H. Dong, X. Gao, Y. Tan, T. Liu, I. P. Parkin and G. He, *Energy Environ. Sci.*, 2024, **17**, 1497–1508.
- 94 C. Li, H. Yuan, T. Liu, R. Zhang, J. Zhu, H. Cui, Y. Wang, D. Cao, D. Wang and C. Zhi, *Angew. Chem., Int. Ed.*, 2024, **63**, e202403504.
- 95 X. Gao, C. Shen, H. Dong, Y. Dai, P. Jiang, I. P. Parkin, H. Zhang, C. J. Carmalt and G. He, *Energy Environ. Sci.*, 2024, **17**, 2287–2297.
- 96 J. L. Yang, T. Xiao, T. Xiao, J. Li, Z. Yu, K. Liu, P. Yang and H. J. Fan, *Adv. Mater.*, 2024, **36**, e2313610.
- 97 P. Hei, Y. Sai, C. Liu, W. Li, J. Wang, X. Sun, Y. Song and X. X. Liu, *Angew. Chem., Int. Ed.*, 2024, **63**, e202316082.
- 98 A. Zhang, R. Zhao, Y. Wang, J. Yue, J. Yang, X. Wang, C. Wu and Y. Bai, *Angew. Chem., Int. Ed.*, 2023, **62**, e202313163.
- 99 J. Wu, J. Huang, X. Chi, J. Yang and Y. Liu, *ACS Appl. Mater. Interfaces*, 2022, **14**, 53627–53635.
- 100 M. Kim, S. Lee, J. Choi, J. Park, J.-W. Park and M. Park, *Energy Storage Mater.*, 2023, **55**, 698–707.
- 101 Y. Pan, Z. Liu, S. Liu, L. Qin, Y. Yang, M. Zhou, Y. Sun, X. Cao, S. Liang and G. Fang, *Adv. Energy Mater.*, 2023, **13**, 2203766.
- 102 C. Liu, X. Chi, Q. Han and Y. Liu, *Adv. Energy Mater.*, 2020, **10**, 1903589.
- 103 C. Zhong, B. Liu, J. Ding, X. Liu, Y. Zhong, Y. Li, C. Sun, X. Han, Y. Deng, N. Zhao and W. Hu, *Nat. Energy*, 2020, **5**, 440–449.
- 104 J. Lei, Y. Yao, Z. Wang and Y.-C. Lu, *Energy Environ. Sci.*, 2021, **14**, 4418–4426.
- 105 Y. Shi, Y. Chen, L. Shi, K. Wang, B. Wang, L. Li, Y. Ma, Y. Li, Z. Sun, W. Ali and S. Ding, *Small*, 2020, **16**, e2000730.
- 106 J. Hao, S. Zhang, H. Wu, L. Yuan, K. Davey and S. Z. Qiao, *Chem. Soc. Rev.*, 2024, **53**, 4312–4332.
- 107 Q. Su, Y. Song, Y. Qin, L. Liu, W. Chen, M. Mo, S. Guo, S. Liang and G. Fang, *ACS Appl. Energy Mater.*, 2023, **6**, 11299–11307.
- 108 D. E. Ciurduc, C. D. L. Cruz, N. Patil, A. Mavrandonakis and R. Marcilla, *Energy Storage Mater.*, 2022, **53**, 532–543.
- 109 C. Yan, Y. Wang, Z. Chen and X. Deng, *Batteries Supercaps*, 2021, **4**, 1627–1635.
- 110 A. Chen, Y. Zhang, Q. Li, G. Liang, S. Yang, Z. Huang, Q. Yang, H. Hu, X. Li, Z. Chen, J. Fan and C. Zhi, *Energy Environ. Sci.*, 2023, **16**, 4054–4064.
- 111 P. Jaumaux, S. J. Wang, S. Q. Zhao, B. Sun and G. X. Wang, *Energy Environ. Mater.*, 2023, **6**, e12578.
- 112 H. Tao, X. Tong, L. Gan, S. Zhang, X. Zhang and X. Liu, *J. Alloys Compd.*, 2016, **658**, 119–124.
- 113 Y. Jiang, Y. Xiang, Q. Zou, B. Liu, S. Liu, H. Zeng, L. Chen, J. Li, X. Wu and L. Xiong, *Ionics*, 2022, **28**, 3855–3864.
- 114 Z. Liu, Q. Yang, D. Wang, G. Liang, Y. Zhu, F. Mo, Z. Huang, X. Li, L. Ma, T. Tang, Z. Lu and C. Zhi, *Adv. Energy Mater.*, 2019, **9**, 1902473.
- 115 C. Yang, Y. Zhao, J. Fan, L. Li, J. Zhou, K. Wang, F. Lu and H. Sun, *Mater. Adv.*, 2024, **5**, 5885–5895.
- 116 F. Ma, X. Yuan, T. Xu, S. Zhou, X. Xiong, Q. Zhou, N. Yu, J. Ye, Y. Wu and T. van Ree, *Energy Fuels*, 2020, **34**, 13104–13110.
- 117 X. Zhao, L. Mao, Q. Cheng, F. Liao, G. Yang and L. Chen, *Chem. Commun.*, 2022, **58**, 7522–7525.
- 118 H. B. Zhao, C. J. Hu, H. W. Cheng, J. H. Fang, Y. P. Xie, W. Y. Fang, T. N. Doan, T. K. Hoang, J. Q. Xu and P. Chen, *Sci. Rep.*, 2016, **6**, 25809.
- 119 K. Lu, B. Song, J. Zhang and H. Ma, *J. Power Sources*, 2016, **321**, 257–263.
- 120 H. Ao, W. Zhu, M. Liu, W. Zhang, Z. Hou, X. Wu, Y. Zhu and Y. Qian, *Small Methods*, 2021, **5**, e2100418.
- 121 Y. Liu, C. Gao, J. Yun, Y. Kim, M. Kim, J. Li, X. Li and S. W. Lee, *ACS Appl. Energy Mater.*, 2022, **5**, 2780–2785.
- 122 W. Yu, J. Ge, Y. Hu, D. Shen, W. Luo, S. Chen, L. Wu, Z. Liu, J. Zhou, H. Yang and B. Lu, *Sci. China Mater.*, 2022, **66**, 923–931.
- 123 Y. Zhang, H. Li, S. Huang, S. Fan, L. Sun, B. Tian, F. Chen, Y. Wang, Y. Shi and H. Y. Yang, *Nano-Micro Lett.*, 2020, **12**, 60.
- 124 V. Soundharrajan, B. Sambandam, S. Kim, V. Mathew, J. Jo, S. Kim, J. Lee, S. Islam, K. Kim, Y.-K. Sun and J. Kim, *ACS Energy Lett.*, 2018, **3**, 1998–2004.
- 125 S. Zhao, C. Li, X. Zhang, N. Li, T. Wang, X. Li, C. Wang, G. Qu and X. Xu, *Sci. Bull.*, 2023, **68**, 56–64.
- 126 C. Lu, Z. Wang, Y. Zhang, G. Tang, Y. Wang, X. Guo, J. Li and L. Wei, *Nano Energy*, 2024, **120**, 109158.
- 127 C. Lu, Z. Wang, J. Gao, J. Li and L. Wei, *Adv. Energy Mater.*, 2024, **14**, 2304016.
- 128 Y. Song, Q. Pan, H. Lv, D. Yang, Z. Qin, M. Y. Zhang, X. Sun and X. X. Liu, *Angew. Chem., Int. Ed.*, 2021, **60**, 5718–5722.
- 129 K. Niu, J. Shi, L. Zhang, Y. Yue, S. Mo, S. Li, W. Li, L. Wen, Y. Hou, L. Sun, S. Yan, F. Long and Y. Gao, *Adv. Sci.*, 2024, **11**, e2305524.
- 130 J. Shi, K. Niu, L. Zhang, Q. Chen, M. Deng, L. Sun, S. Cheng and Y. Gao, *ACS Energy Lett.*, 2024, **9**, 2000–2006.



- 131 Y. Liu, K. Xiang, W. Zhou, W. Deng, H. Zhu and H. Chen, *Small*, 2024, **20**, e2308741.
- 132 J. n Gong, P. Bai, Y. Zhang, Z. Zhou, Q. Wang, H. Lv, T. Hu, X. Wu and C. Meng, *Small*, 2024, **21**, 2408467.
- 133 Z. Zhang, Y. Zhang, Z. Gao, T. Lv, Y. Liu, T. Hu and C. Meng, *J. Power Sources*, 2024, **102**, 114246.
- 134 Z. Bao, C. Lu, Q. Liu, F. Ye, W. Li, Y. Zhou, L. Pan, L. Duan, H. Tang, Y. Wu, L. Hu and Z. Sun, *Nat. Commun.*, 2024, **15**, 1934.
- 135 X. Qi, Y. Zhu, Y. Xu, W. Chen, Z. Hu, L. Xi, Y. Xie, H. Hou, G. Zou and X. Ji, *Energy Storage Mater.*, 2025, **75**, 104063.
- 136 Q. Pan, P. Hei, Y. Song, J. Meng, C. Liu and X.-X. Liu, *Nano Res.*, 2022, **16**, 2495–2501.
- 137 J. Liu, K. Guo, W. Guo, J. Chang, Y. Li and F. Bao, *Angew. Chem., Int. Ed.*, 2025, **64**, e202421266.
- 138 J. Meng, Y. Song, J. Wang, P. Hei, C. Liu, M. Li, Y. Lin and X. X. Liu, *Chem. Sci.*, 2023, **15**, 220–229.
- 139 J. Zou, C. Wang, B. Xu, Y. Shen, Z. Zeng, L. Fu and M. Zeng, *Small*, 2025, **21**, 2501370.
- 140 Z. Li, Z. Zhang, H. Liao, Y. Zheng and Y. Gao, *ACS Nano*, 2025, **19**, 12680–12709.
- 141 Z. Hu, L. Lin, Y. Jiang, L. Sun, W. Liu, Q. Wang and F. Wang, *Energy Storage Mater.*, 2024, **73**, 103820.
- 142 X. Yang, Y. Ni, Y. Lu, Q. Zhang, J. Hou, G. Yang, X. Liu, W. Xie, Z. Yan, Q. Zhao and J. Chen, *Angew. Chem., Int. Ed.*, 2022, **61**, e202209642.
- 143 M. Li, C. Li, C. Zuo, J. Hu, C. Li, W. Luo, S. Luo, A. Duan, J. Wang, X. Wang, W. Sun and L. Mai, *Adv. Mater.*, 2024, **36**, e2407233.
- 144 M. Ghosh, V. Vijayakumar, M. Kurian, S. Dilwale and S. Kurungot, *Dalton Trans.*, 2021, **50**, 4237–4243.
- 145 M. Li, Y. X. Zhang, J. S. Hu, X. P. Wang, J. X. Zhu, C. J. Niu, C. H. Han and L. Q. Mai, *Nano Energy*, 2022, **100**, 107539.
- 146 X. Xie, X. Wang, Q. Cai, H. Xie and L. Chen, *J. Energy Storage*, 2024, **76**, 109814.
- 147 L. Chen, X. Liang, X. Wang, G. Peng and H. Xie, *Small*, 2024, **20**, e2306697.
- 148 S. Ding, L. Liu, R. Qin, X. Chen, A. Song, J. Li, S. Li, Q. Zhao and F. Pan, *ACS Appl. Mater. Interfaces*, 2021, **13**, 22466–22474.
- 149 R. Hua, C. Xu, D. Lin, D. Qu, X. Li, R. Zhang, Z. Xie, H. Tang, J. Li and D. Liu, *New J. Chem.*, 2024, **48**, 1108–1120.
- 150 Y. Xia, F. Yu, D. Nie, Y. Jiang, M. Sun, L. Que, L. Deng, L. Zhao, Q. Zhang and Z. Wang, *Angew. Chem., Int. Ed.*, 2024, **63**, e202406765.
- 151 K. Yang, Q. Liu, Y. Zheng, H. Yin, S. Zhang and Y. Tang, *Angew. Chem., Int. Ed.*, 2021, **60**, 6326–6332.
- 152 M. Zhang, M. Shoaib, H. Fei, T. Wang, J. Zhong, L. Fan, L. Wang, H. Luo, S. Tan, Y. Wang, J. Zhu, J. Hu and B. Lu, *Adv. Energy Mater.*, 2019, **9**, 1901663.
- 153 S. Qiao, Q. Zhou, M. Ma, H. K. Liu, S. X. Dou and S. Chong, *ACS Nano*, 2023, **17**, 11220–11252.
- 154 H. Jiang, X. Han, X. Du, Z. Chen, C. Lu, X. Li, H. Zhang, J. Zhao, P. Han and G. Cui, *Adv. Mater.*, 2022, **34**, e2108665.
- 155 X. Tong, X. Ou, N. Wu, H. Wang, J. Li and Y. Tang, *Adv. Energy Mater.*, 2021, **11**, 2100151.
- 156 Z. Yang, X. Z. Zhou, Z. Q. Hao, J. Chen, L. Li, Q. Zhao, W. H. Lai and S. L. Chou, *Angew. Chem., Int. Ed.*, 2024, **63**, e202313142.
- 157 M. Zhang, Y. Pei, W. Liu, R. Liang, Y.-P. Deng, Z. Chen and A. Yu, *Nano Energy*, 2021, **81**, 105643.
- 158 C. Y. Chan, P.-K. Lee, Z. Xu and D. Y. W. Yu, *Electrochim. Acta*, 2018, **263**, 34–39.
- 159 S. Ghosh, N. Mp, S. Muduli, S. Bhowmik and S. K. Martha, *Electrochim. Acta*, 2023, **441**, 141754.
- 160 L. Fan, Q. Liu, Z. Xu and B. Lu, *ACS Energy Lett.*, 2017, **2**, 1614–1620.
- 161 M. Yu, Y. Sui, S. K. Sandstrom, C. Y. Wu, H. Yang, W. Stickle, W. Luo and X. Ji, *Angew. Chem., Int. Ed.*, 2022, **61**, e202212191.
- 162 L. Fan, Q. Liu, S. Chen, Z. Xu and B. Lu, *Adv. Energy Mater.*, 2017, **7**, 1602778.
- 163 T. Yan, R. Ding, D. Ying, Y. Huang, Y. Huang, C. Tan, X. Sun, P. Gao and E. Liu, *J. Mater. Chem. A*, 2020, **8**, 4747–4752.
- 164 X. Qiu, Y. Duan, L.-Z. Fan and X. Wang, *Chem. Eng. J.*, 2023, **477**, 146737.
- 165 M. Ghidui, M. R. Lukatskaya, M. Q. Zhao, Y. Gogotsi and M. W. Barsoum, *Nature*, 2014, **516**, 78–81.
- 166 M. Naguib, M. Kurtoglu, V. Presser, J. Lu, J. Niu, M. Heon, L. Hultman, Y. Gogotsi and M. W. Barsoum, *Adv. Mater.*, 2011, **23**, 4248–4253.
- 167 P. Simon and Y. Gogotsi, *Nat. Mater.*, 2020, **19**, 1151–1163.
- 168 Y. J. Gao, C. H. Cui, Z. K. Huang, G. Y. Pan, Y. F. Gu, Y. N. Yang, F. Bai, Z. Sun and T. Zhang, *Angew. Chem., Int. Ed.*, 2024, **63**, e202404637.
- 169 C. Cui, Z. Wei, J. Xu, Y. Zhang, S. Liu, H. Liu, M. Mao, S. Wang, J. Ma and S. Dou, *Energy Storage Mater.*, 2018, **15**, 22–30.
- 170 Y. Liu, X. Hu, J. Li, G. Zhong, J. Yuan, H. Zhan, Y. Tang and Z. Wen, *Nat. Commun.*, 2022, **13**, 663.
- 171 S. M. Hao, J. Qu, W. Chang, Y. J. Zhang, Y. Tang and Z. Z. Yu, *ChemElectroChem*, 2019, **6**, 1040–1046.
- 172 Q. Wu, J. Wang, H.-G. Wang, Z. Si, C. Li and J. Bai, *Electrochim. Acta*, 2021, **369**, 137657.
- 173 H. Pan, L. Wang, Y. Shi, C. Sheng, S. Yang, P. He and H. Zhou, *Nat. Commun.*, 2024, **15**, 2263.
- 174 H. Wang, J. Fu, C. Wang, J. Wang, A. Yang, C. Li, Q. Sun, Y. Cui and H. Li, *Energy Environ. Sci.*, 2020, **13**, 848–858.
- 175 C. Jiang, L. Xiang, S. Miao, L. Shi, D. Xie, J. Yan, Z. Zheng, X. Zhang and Y. Tang, *Adv. Mater.*, 2020, **32**, e1908470.
- 176 B. Ji, F. Zhang, X. Song and Y. Tang, *Adv. Mater.*, 2017, **29**, 1700519.
- 177 C. Wei, D. Gong, D. Xie and Y. Tang, *ACS Energy Lett.*, 2021, **6**, 4336–4344.
- 178 C. Chen, C. S. Lee and Y. Tang, *Nanomicro Lett.*, 2023, **15**, 121.
- 179 H. Li, Y. Zhang, S. Ying, G. Zhou, X. Tang and X. Liu, *J. Mater. Chem. A*, 2025, **704**, 135496.
- 180 Z. Zhao, Y. Lei, L. Shi, Z. Tian, M. N. Hedhili, Y. Khan and H. N. Alshareef, *Angew. Chem., Int. Ed.*, 2022, **61**, e202212941.
- 181 J. Han, M. Zarrabeitia, A. Mariani, M. Kuenzel, A. Mullaliu, A. Varzi and S. Passerini, *Adv. Mater.*, 2022, **34**, e2201877.



- 182 L. Yan, Y.-e Qi, X. Dong, Y. Wang and Y. Xia, *eScience*, 2021, **1**, 212–218.
- 183 Y. Wu, Z. Xu, R. Ren, N. Lv, J. Yang, J. Zhang, H. Ren, S. Dong and X. Dong, *ACS Appl. Mater. Interfaces*, 2023, **15**, 12434–12442.
- 184 Y. Wu, S. Dong, N. Lv, Z. Xu, R. Ren, G. Zhu, B. Huang, Y. Zhang and X. Dong, *Small*, 2022, **18**, 2204888.
- 185 C. D. Wessells, S. V. Peddada, M. T. McDowell, R. A. Huggins and Y. Cui, *J. Electrochem. Soc.*, 2011, **159**, A98.
- 186 C. Li, W. Yan, S. Liang, P. Wang, J. Wang, L. Fu, Y. Zhu, Y. Chen, Y. Wu and W. Huang, *Nanoscale Horiz.*, 2019, **4**, 991–998.
- 187 L. Du, S. Bi, M. Yang, Z. Tie, M. Zhang and Z. Niu, *Proc. Natl. Acad. Sci. U. S. A.*, 2022, **119**, e2214545119.
- 188 Q. Guo, K. i Kim, H. Jiang, L. Zhang, C. Zhang, D. Yu, Q. Ni, X. Chang, T. Chen, H. Xia and X. Ji, *Adv. Funct. Mater.*, 2020, **30**, 2002825.
- 189 A. Morag, X. Chu, M. Marczewski, J. Kunigkeit, C. Neumann, D. Sabaghi, G. Z. Zukowska, J. Du, X. Li, A. Turchanin, E. Brunner, X. Feng and M. Yu, *Angew. Chem., Int. Ed.*, 2024, **63**, e202401818.
- 190 Y. Ge, B. Liu, D. Wu, Y. Zhang, S. Tang, H. Jiang, J. Li, H. Zhang, X. Tian and J. Yang, *ACS Energy Lett.*, 2025, **10**, 1615–1622.
- 191 D. Yu, L. Cheng, M. Chen, J. Wang, W. Zhou, W. Wei and H. Wang, *ACS Appl. Mater. Interfaces*, 2019, **11**, 45755–45762.
- 192 Y. Zhu, J. Yin, A. H. Emwas, O. F. Mohammed and H. N. Alshareef, *Adv. Funct. Mater.*, 2021, **31**, 2107523.
- 193 Z. Cheng, Q. Yao, C. Zheng, F. Zhang, K. Song, Q. Dong, J. Pan and J. Yang, *Adv. Funct. Mater.*, 2023, **34**, 2310449.
- 194 M. Radi, T. Purkait, D. S. Tchitchekova, A. R. Goñi, R. Markowski, C. Bodin, C. Courrèges, R. Dedryvère and A. Ponrouch, *Adv. Energy Mater.*, 2024, **14**, 2401587.
- 195 J. Li, C. Han, X. Ou and Y. Tang, *Angew. Chem., Int. Ed.*, 2022, **61**, e202116668.
- 196 Z. L. Xu, J. Park, J. Wang, H. Moon, G. Yoon, J. Lim, Y. J. Ko, S. P. Cho, S. Y. Lee and K. Kang, *Nat. Commun.*, 2021, **12**, 3369.
- 197 S. Wu, F. Zhang and Y. Tang, *Adv. Sci.*, 2018, **5**, 1701082.
- 198 S. J. R. Prabakar, K. S. Sohn and M. Pyo, *ACS Appl. Mater. Interfaces*, 2020, **12**, 16481–16489.
- 199 M. Wang, C. Jiang, S. Zhang, X. Song, Y. Tang and H. M. Cheng, *Nat. Chem.*, 2018, **10**, 667–672.
- 200 R. Kushwaha, C. Jain, P. Shekhar, D. Rase, R. Illathalappil, D. Mekan, A. Camellus, C. P. Vinod and R. Vaidhyanathan, *Adv. Energy Mater.*, 2023, **13**, 2301049.
- 201 H. Zhang, L. Zhong, J. Xie, F. Yang, X. Liu and X. Lu, *Adv. Mater.*, 2021, **33**, e2101857.
- 202 Q. Guo, K. i Kim, H. Jiang, L. Zhang, C. Zhang, D. Yu, Q. Ni, X. Chang, T. Chen, H. Xia and X. Ji, *Adv. Funct. Mater.*, 2020, **30**, 2002825.
- 203 X. Wu, Y. Xu, C. Zhang, D. P. Leonard, A. Markir, J. Lu and X. Ji, *J. Am. Chem. Soc.*, 2019, **141**, 6338–6344.
- 204 I. A. Rodríguez-Pérez, L. Zhang, J. M. Wrogemann, D. M. Driscoll, M. L. Sushko, K. S. Han, J. L. Fulton, M. H. Engelhard, M. Balasubramanian, V. V. Viswanathan, V. Murugesan, X. Li, D. Reed, V. Sprenkle, M. Winter and T. Placke, *Adv. Energy Mater.*, 2020, **10**, 2001256.
- 205 L. Sun, Y. Yao, L. Dai, M. Jiao, B. Ding, Q. Yu, J. Tang and B. Liu, *Energy Storage Mater.*, 2022, **47**, 187–194.
- 206 A. Sethi, U. A. Kumar and V. M. Dhavale, *ChemPhysChem*, 2023, **24**, e202300098.
- 207 Y. Zheng, X. Xie, H. Ueno, T. Deng and W. Zheng, *Adv. Energy Mater.*, 2024, **14**, 2401914.
- 208 L. Wang, Q. Tian, M. Li, X. Duan, J. Li, H. Weng and S. Xu, *Chem. Phys. Lett.*, 2023, **833**, 140887.
- 209 G. Wang, M. Zhu, G. Chen, Z. Qu, B. Kohn, U. Scheler, X. Chu, Y. Fu, O. G. Schmidt and X. Feng, *Adv. Mater.*, 2022, **34**, e2201957.
- 210 K. Zhou, G. Liu, X. Zhu, G. Liu, X. Yu, Z. Guo and Y. Wang, *Angew. Chem., Int. Ed.*, 2025, **64**, e202413959.
- 211 Y. Yang, D. Sabaghi, C. Liu, A. Dianat, D. Mucke, H. Qi, Y. Liu, M. Hamsch, Z. K. Xu, M. Yu, G. Cuniberti, S. C. B. Mannsfeld, U. Kaiser, R. Dong, Z. Wang and X. Feng, *Angew. Chem., Int. Ed.*, 2024, **63**, e202316299.
- 212 X. Zhang, Y. Tang, F. Zhang and C. S. Lee, *Adv. Energy Mater.*, 2016, **6**, 1502588.
- 213 E. Zhang, W. Cao, B. Wang, X. Yu, L. Wang, Z. Xu and B. Lu, *Energy Storage Mater.*, 2018, **11**, 91–99.
- 214 M. Latha and J. Vatsala Rani, *J. Electrochem. Soc.*, 2019, **167**, 070501.
- 215 W. Ma, L. W. Luo, X. Huang, P. Dong, Y. Chen, C. Zhang, F. Huang, J. X. Jiang and Y. Cao, *Adv. Energy Mater.*, 2022, **13**, 2205879.
- 216 L. W. Luo, C. Zhang, W. Ma, C. Han, X. Ai, Y. Chen, Y. Xu, X. Ji and J. X. Jiang, *Adv. Mater.*, 2024, **36**, e2406106.
- 217 S. Zhao, B. Zhang, L. Li, P. Zhang, G. Li, Z. Zhu, Y. Choi, L. Dong, M. Luo and S. Guo, *J. Am. Chem. Soc.*, 2025, **147**, 669–677.
- 218 M. Chen, G. Chen, C. Sun, X. Li, M. Zhang, H. Hua, J. Zhao and Y. Yang, *Angew. Chem., Int. Ed.*, 2025, **64**, e202502005.
- 219 L. Xiang, Q. Xu, H. Zhang, S. Geng, R. Cui, T. Xiao, P. Chen, L. Wu, W. Yu, H. Peng, Y. Mai and H. Sun, *Angew. Chem., Int. Ed.*, 2023, **62**, e202312001.
- 220 Z. Yan, Q.-H. Yang and C. Yang, *J. Mater. Chem. A*, 2024, **12**, 24746–24760.
- 221 G. Zhu, P. Liang, C. L. Huang, C. C. Huang, Y. Y. Li, S. C. Wu, J. Li, F. Wang, X. Tian, W. H. Huang, S. K. Jiang, W. H. Hung, H. Chen, M. C. Lin, B. J. Hwang and H. Dai, *J. Am. Chem. Soc.*, 2022, **144**, 22505–22513.
- 222 P. Li, C. Ma, Y. Wang, S. Zhai, G. Ma, D. Kong and Z. Li, *Adv. Mater.*, 2025, **37**, e2418990.
- 223 B. Yuan, Q. Xu, S. Tang, S. Geng, Q. Chen, Y. Wang, X. Zhao, C. Zhang, S. Wang, Z. Ouyang and H. Sun, *Sci. China: Chem.*, 2025, 1–7.
- 224 B. B. Peterson, E. M. Andrews, F. Hung and J. C. Flake, *J. Power Sources*, 2021, **492**, 229658.
- 225 X. Li, Y. Wang, J. Lu, P. Li, Z. Huang, G. Liang, H. He and C. Zhi, *Sci. Adv.*, 2024, **10**, ead10587.
- 226 C. Peng, C. Zheng, J. Jia, Z. Huang, Y. Cao, Q. Wang, B. Shi, S. Hu, X. Liang, T. Yi, G. Li and W. Tang, *ACS Appl. Mater. Interfaces*, 2025, **17**, 7773–7783.



- 227 M. Ding, R. Shi, J. Qu and M. Tong, *Chin. Chem. Lett.*, 2023, **34**, 108248.
- 228 X. Li, Y. Wang, J. Lu, S. Li, P. Li, Z. Huang, G. Liang, H. He and C. Zhi, *Angew. Chem., Int. Ed.*, 2023, **62**, e202310168.
- 229 J. Gu, C. Dong, Y. Zhu, H. Liu, J. Ji, Y. Yu, C. Ma, C. Zhou, L. Mai and X. Xu, *Angew. Chem., Int. Ed.*, 2025, e202507184.
- 230 L. Feng, Y. Gong and J. Lin, *Chem. Eng. J.*, 2024, **493**, 152612.
- 231 C. Ma, W. Feng, D. Kong, X. Wei, X. Gong, J. Yang, J. Han and L. Zhi, *Small*, 2024, **20**, e2310978.
- 232 W. Feng, J. Yang, X. Wei, C. Ma, J. Han, G. Ma, H. Wang, D. Kong and L. Zhi, *Angew. Chem., Int. Ed.*, 2025, e202503752.
- 233 F. Wang, H. Yang, J. Zhang, P. Zhang, G. Wang, X. Zhuang, G. Cuniberti and X. Feng, *Adv. Mater.*, 2018, **30**, e1800028.
- 234 H. Wang, R. Wang, Z. Song, H. Zhang, H. Zhang, Y. Wang and X. Li, *J. Mater. Chem. A*, 2019, **7**, 13050–13059.
- 235 P. Liang, G. Zhu, W. Wang, C. L. Huang, S. C. Wu, J. Zhou, X. Zhou, Y. Wu, S. Wang, M. Wang, L. Zhang, C. C. Ming, J. Li, F. Wang, M. Sun, Y. Y. Li, B. J. Hwang and H. Dai, *J. Am. Chem. Soc.*, 2025, **147**, 18541–18549.
- 236 X. Dong, L. Chen, J. Liu, S. Haller, Y. Wang and Y. Xia, *Sci. Adv.*, 2016, **2**, e1501038.
- 237 D. Gong, B. Wang, J. Zhu, R. Podila, A. M. Rao, X. Yu, Z. Xu and B. Lu, *Adv. Energy Mater.*, 2017, **7**, 1601885.
- 238 H. Tian, H. Shao, Y. Chen, X. Fang, P. Xiong, B. Sun, P. H. L. Notten and G. Wang, *Nano Energy*, 2019, **57**, 692–702.
- 239 F. Wang, Z. Liu, C. Yang, H. Zhong, G. Nam, P. Zhang, R. Dong, Y. Wu, J. Cho, J. Zhang and X. Feng, *Adv. Mater.*, 2020, **32**, e1905361.
- 240 M. Qian, Z. Xu, Z. Wang, B. Wei, H. Wang, S. Hu, L. M. Liu and L. Guo, *Adv. Mater.*, 2020, **32**, e2004835.
- 241 H. Zhang, Z. Shang, S. Gao, B. Song, W. Zhang, R. Cao, S. Jiao, Y. Cheng, Q. Chen and K. Lu, *J. Mater. Chem. A*, 2022, **10**, 11325–11331.
- 242 T. Zhang, F. Wei, Y. Wu, W. Li, L. Huang, J. Fu, C. Jing, J. Cheng and S. Liu, *Adv. Sci.*, 2023, **10**, e2301918.
- 243 J. Xu, Y. Qiu, J. Yang, H. Li, P. Han, Y. Jin, H. Liu, B. Sun and G. Wang, *Adv. Funct. Mater.*, 2023, **34**, 2306206.
- 244 M. Xia, Y. Feng, J. Wei, A. M. Rao, J. Zhou and B. Lu, *Adv. Funct. Mater.*, 2022, **32**, 2205879.
- 245 S. Geng, X. Zhao, Q. Xu, B. Yuan, Y. Wang, M. Liao, L. Ye, S. Wang, Z. Ouyang, L. Wu, Y. Wang, C. Ma, X. Zhao and H. Sun, *Nat. Commun.*, 2024, **15**, 944.
- 246 L. Guo, A. Chen, A. Wang, Z. Hu, H. Zhang and J. Luo, *J. Am. Chem. Soc.*, 2024, **146**, 26855–26862.
- 247 G. Liang, B. Liang, A. Chen, J. Zhu, Q. Li, Z. Huang, X. Li, Y. Wang, X. Wang, B. Xiong, X. Jin, S. Bai, J. Fan and C. Zhi, *Nat. Commun.*, 2023, **14**, 1856.
- 248 S. Xu, L. Shen, X. Wang, S. Gu, W. Sun and Y. Huang, *Chem. Commun.*, 2024, **60**, 1027–1030.
- 249 N. Chen, W. Wang, Y. Ma, M. Chuai, X. Zheng, M. Wang, Y. Xu, Y. Yuan, J. Sun, K. Li, Y. Meng, C. Shen and W. Chen, *Small Methods*, 2024, **8**, e2201553.
- 250 S. Chen, Y. Ying, S. Wang, L. Ma, H. Huang, X. Wang, X. Jin, S. Bai and C. Zhi, *Angew. Chem., Int. Ed.*, 2023, **62**, e202301467.
- 251 F. Yu, L. Pang, X. Wang, E. R. Waclawik, F. Wang, K. Ostrikov and H. Wang, *Energy Storage Mater.*, 2019, **19**, 56–61.
- 252 L. Hu, C. Dai, Y. Zhu, X. Hou, Z. Liu, X. Geng, H. Wang, J. Chen, N. Sun, Q. Rong, Y. Zhu, X. He and Y. Lin, *Energy Environ. Sci.*, 2024, **17**, 5552–5562.
- 253 S. Chen, C. Peng, D. Zhu and C. Zhi, *Adv. Mater.*, 2024, **36**, e2409810.
- 254 X. Li, M. Li, Z. Huang, G. Liang, Z. Chen, Q. Yang, Q. Huang and C. Zhi, *Energy Environ. Sci.*, 2021, **14**, 407–413.
- 255 C. Bai, F. Cai, L. Wang, S. Guo, X. Liu and Z. Yuan, *Nano Res.*, 2018, **11**, 3548–3554.
- 256 W. Shang, J. Zhu, Y. Liu, L. Kang, S. Liu, B. Huang, J. Song, X. Li, F. Jiang, W. Du, Y. Gao and H. Luo, *ACS Appl. Mater. Interfaces*, 2021, **13**, 24756–24764.
- 257 Y. Zou, T. Liu, Q. Du, Y. Li, H. Yi, X. Zhou, Z. Li, L. Gao, L. Zhang and X. Liang, *Nat. Commun.*, 2021, **12**, 170.
- 258 W. Li, H. Xu, H. Zhang, F. Wei, T. Zhang, Y. Wu, L. Huang, J. Fu, C. Jing, J. Cheng and S. Liu, *Energy Environ. Sci.*, 2023, **16**, 4502–4510.
- 259 S. Chai, J. Yao, Y. Wang, J. Zhu and J. Jiang, *Chem. Eng. J.*, 2022, **439**, 135676.
- 260 Q. Liu, C. Xia, C. He, W. Guo, Z. P. Wu, Z. Li, Q. Zhao and B. Y. Xia, *Angew. Chem., Int. Ed.*, 2022, **61**, e202210567.
- 261 W. Wu, C. Li, Z. Wang, H.-Y. Shi, Y. Song, X.-X. Liu and X. Sun, *Chem. Eng. J.*, 2022, **428**, 131283.
- 262 H. Xu, R. Zhang, D. Luo, J. Wang, K. Huang, J. Chi, H. Dou, X. Zhang and G. Sun, *Energy Storage Mater.*, 2023, **63**, 103019.
- 263 S. Bi, H. Wang, Y. Zhang, M. Yang, Q. Li, J. Tian and Z. Niu, *Angew. Chem., Int. Ed.*, 2023, **62**, e202409071.
- 264 J. Gong, H. Zhang, X. Liang, P. Li, Y. Liu, X. Li, C. Zhi, Z. Zhu, X. C. Zeng, N. Li and J. Xu, *Adv. Funct. Mater.*, 2024, **34**, 2411137.
- 265 Z.-T. Yu, Z.-S. Gong, R.-H. Wen, Y.-J. Hou, Z.-Q. Luo, Z.-H. Yuan and N. Zhang, *Rare Met.*, 2024, **43**, 6351–6361.
- 266 R. Zhao, K. Lu, M. Pasha, R. Kuang, H. Zhang and S. Lu, *J. Mater. Chem. A*, 2024, **12**, 24468–24476.
- 267 J. Rouxel, *Chem. – Eur. J.*, 2006, **2**, 1053–1059.
- 268 S. Lv, T. Fang, Z. Ding, Y. Wang, H. Jiang, C. Wei, D. Zhou, X. Tang and X. Liu, *ACS Nano*, 2022, **16**, 20389–20399.
- 269 C. Xie, C. Wang, Y. Xu, T. Li, Q. Fu and X. Li, *Nat. Energy*, 2024, **9**, 714–724.
- 270 W. Sun, C. Zhou, Y. Fan, Y. He, H. Zhang, Z. Quan, H. Kong, F. Fu, J. Qin, Y. Shen and H. Chen, *Angew. Chem., Int. Ed.*, 2023, **62**, e202300158.
- 271 C. Zhang, Y. Huang, X. Xu, Z. Chen, G. Xiao, Y. Zhong, X. Wang, C. Gu and J. Tu, *Energy Environ. Sci.*, 2024, **17**, 4090–4103.
- 272 J. Sun, B. Luo and H. Li, *Adv. Energy Sustainable Res.*, 2022, **3**, 2100191.
- 273 Q. Zhao, G. Zhang, S. Yang and Y. Li, *J. Energy Storage*, 2025, **108**, 236168.
- 274 Y. Shao, M. F. El-Kady, J. Sun, Y. Li, Q. Zhang, M. Zhu, H. Wang, B. Dunn and R. B. Kaner, *Chem. Rev.*, 2018, **118**, 9233–9280.
- 275 D. Li, J. Qiu, Y.-J. Zhu, H. Zhang, M.-G. Ma, X. Liu and H. Li, *Nano Energy*, 2024, **132**, 110345.



- 276 X. Chen, R. Paul and L. Dai, *Natl. Sci. Rev.*, 2017, **4**, 453–489.
- 277 C. Xiao, H. Wang, R. Usiskin, P. A. van Aken and J. Maier, *Science*, 2024, **386**, 407–413.
- 278 Y. Wang, Y. Song and Y. Xia, *Chem. Soc. Rev.*, 2016, **45**, 5925–5950.
- 279 S. Fleischmann, Y. Zhang, X. Wang, P. T. Cummings, J. Wu, P. Simon, Y. Gogotsi, V. Presser and V. Augustyn, *Nat. Energy*, 2022, **7**, 222–228.
- 280 X. Wang, T. S. Mathis, K. Li, Z. Lin, L. Vlcek, T. Torita, N. C. Osti, C. Hatter, P. Urbankowski, A. Sarycheva, M. Tyagi, E. Mamontov, P. Simon and Y. Gogotsi, *Nat. Energy*, 2019, **4**, 241–248.
- 281 S. Fleischmann, J. B. Mitchell, R. Wang, C. Zhan, D. E. Jiang, V. Presser and V. Augustyn, *Chem. Rev.*, 2020, **120**, 6738–6782.
- 282 J. Li, C. Liu, R. Momen, J. Cai, X. Hu, F. Zhu, H. Liu, L. Xu, W. Deng, H. Hou, G. Zou and X. Ji, *Coord. Chem. Rev.*, 2024, **517**, 216018.
- 283 H. Wang, C. Zhu, D. Chao, Q. Yan and H. J. Fan, *Adv. Mater.*, 2017, **29**, 1702093.
- 284 J. Kim, M. S. Choi, K. H. Shin, M. Kota, Y. Kang, S. Lee, J. Y. Lee and H. S. Park, *Adv. Mater.*, 2019, **31**, e1803444.
- 285 S. Zhao, G. Li, B. Zhang, T. Li, M. Luo, B. Sun, G. Wang and S. Guo, *Joule*, 2024, **8**, 922–943.
- 286 S. Liu, L. Kang, J. Zhang, S. C. Jun and Y. Yamauchi, *ACS Energy Lett.*, 2021, **6**, 4127–4154.
- 287 S. Wang, L. Li, W. He, Y. Shao, Y. Li, Y. Wu and X. Hao, *Adv. Funct. Mater.*, 2020, **30**, 2000350.
- 288 X. Wang, Q. Li, L. Zhang, Z. Hu, L. Yu, T. Jiang, C. Lu, C. Yan, J. Sun and Z. Liu, *Adv. Mater.*, 2018, **30**, e1800963.
- 289 Y. Li, Y. Yang, P. Zhou, T. Gao, Z. Xu, S. Lin, H. Chen, J. Zhou and S. Guo, *Matter*, 2019, **1**, 893–910.
- 290 X. Liu, G. A. Elia, B. S. Qin, H. Zhang, P. Ruschhaupt, S. Fang, A. Varzi and S. Passerini, *ACS Energy Lett.*, 2019, **4**, 2675–2682.
- 291 Y.-Y. Wang, Z.-Y. Wang, Y.-J. Xu, W.-H. Chen, G.-S. Shao and B.-H. Hou, *Energy Environ. Sci.*, 2024, **17**, 6811–6820.
- 292 X. Hu, G. Zhong, J. Li, Y. Liu, J. Yuan, J. Chen, H. Zhan and Z. Wen, *Energy Environ. Sci.*, 2020, **13**, 2431–2440.
- 293 D. Han, Z. Weng, P. Li, Y. Tao, C. Cui, L. Zhang, W. Lin, Y. Gao, D. Kong and Q.-H. Yang, *Energy Storage Mater.*, 2019, **18**, 133–138.
- 294 Y. Yi, Z. Zeng, X. Lian, S. Dou and J. Sun, *Small*, 2022, **18**, e2107139.
- 295 C. Cui, H. Wang, M. Wang, X. Ou, Z. Wei, J. Ma and Y. Tang, *Small*, 2019, **15**, e1902659.
- 296 H. Li, Y. Gong, H. Zhou, J. Li, K. Yang, B. Mao, J. Zhang, Y. Shi, J. Deng, M. Mao, Z. Huang, S. Jiao, Y. Kuang, Y. Zhao and S. Luo, *Nat. Commun.*, 2023, **14**, 6407.
- 297 L. Jin, X. Guo, R. Gong, J. Zheng, Z. Xiang, C. Zhang and J. P. Zheng, *Energy Storage Mater.*, 2019, **23**, 409–417.
- 298 H. Qin, H. Chao, M. Zhang, Y. Huang, H. Liu, J. Cheng, L. Cao, Q. Xu, L. Guan, X. Teng, Y. Li, K. Wang, H. Guo, H. Hu and M. Wu, *Carbon*, 2021, **180**, 110–117.
- 299 Y. Li, C. Pan, P. Kamdem and X.-J. Jin, *Energy Fuels*, 2020, **34**, 10120–10130.
- 300 X. Hu, Y. Liu, J. Chen, L. Yi, H. Zhan and Z. Wen, *Adv. Energy Mater.*, 2019, **9**, 1901533.
- 301 T. Zhang, Z. Mao, X. Shi, J. Jin, B. He, R. Wang, Y. Gong and H. Wang, *Energy Environ. Sci.*, 2022, **15**, 158–168.
- 302 Y. Z. Li, H. W. Wang, L. B. Wang, R. Wang, B. B. He, Y. S. Gong and X. L. Hu, *Energy Storage Mater.*, 2019, **23**, 95–104.
- 303 C. Wang, W. Wu, C. Zhao, T. Liu, L. Wang and J. Zhu, *Electrochim. Acta*, 2022, **421**, 140438.
- 304 P. Wang, B. Yang, G. Zhang, L. Zhang, H. Jiao, J. Chen and X. Yan, *Chem. Eng. J.*, 2018, **353**, 453–459.
- 305 Y. Song, Y. Peng, H. Li, X. Sun, L. Li, C. Zhang and F. Yin, *Chem. Eng. J.*, 2022, **447**, 137450.
- 306 B. Yang, J. Chen, S. Lei, R. Guo, H. Li, S. Shi and X. Yan, *Adv. Energy Mater.*, 2018, **8**, 1702409.
- 307 X. Shi, H. Wang, Z. Xie, Z. Mao, T. Zhang, J. Jin, B. He, R. Wang, Y. Gong and H. J. Fan, *Adv. Mater.*, 2024, **36**, e2406794.
- 308 G. Li, Y. Huang, Z. Yin, H. Guo, Y. Liu, H. Cheng, Y. Wu, X. Ji and J. Wang, *Energy Storage Mater.*, 2020, **24**, 304–311.
- 309 X. Li, M. Sun, C. Xu, X. Zhang, G. Wang, Y. Tian and G. Zhu, *Adv. Funct. Mater.*, 2023, **33**, 2300460.
- 310 Y. Yuan, Z. Chen, H. Yu, X. Zhang, T. Liu, M. Xia, R. Zheng, M. Shui and J. Shu, *Energy Storage Mater.*, 2020, **32**, 65–90.
- 311 S. Chen, L. Shen, P. A. van Aken, J. Maier and Y. Yu, *Adv. Mater.*, 2017, **29**, 1605650.
- 312 X. Hu, G. Wang, J. Li, J. Huang, Y. Liu, G. Zhong, J. Yuan, H. Zhan and Z. Wen, *Energy Environ. Sci.*, 2021, **14**, 4564–4573.
- 313 S. Luo, T. Yuan, L. Soule, J. Ruan, Y. Zhao, D. Sun, J. Yang, M. Liu and S. Zheng, *Adv. Funct. Mater.*, 2019, **30**, 1908309.
- 314 H. Li, J. Lang, S. Lei, J. Chen, K. Wang, L. Liu, T. Zhang, W. Liu and X. Yan, *Adv. Funct. Mater.*, 2018, **28**, 1800757.
- 315 S. Zhao, L. Dong, B. Sun, K. Yan, J. Zhang, S. Wan, F. He, P. Munroe, P. H. L. Notten and G. Wang, *Small*, 2020, **16**, e1906131.
- 316 X. Xiao, X. Duan, Z. Song, X. Deng, W. Deng, H. Hou, R. Zheng, G. Zou and X. Ji, *Adv. Funct. Mater.*, 2022, **32**, 2110476.
- 317 Z. Fan, C. Wei, L. Yu, Z. Xia, J. Cai, Z. Tian, G. Zou, S. X. Dou and J. Sun, *ACS Nano*, 2020, **14**, 867–876.
- 318 Y. Z. Fang, R. Hu, K. Zhu, K. Ye, J. Yan, G. Wang and D. Cao, *Adv. Funct. Mater.*, 2020, **30**, 2005663.
- 319 R. Bi, N. Xu, H. Ren, N. Yang, Y. Sun, A. Cao, R. Yu and D. Wang, *Angew. Chem., Int. Ed.*, 2020, **59**, 4865–4868.
- 320 J. Yuan, D. Pan, J. Chen, Y. Liu, J. Yu, X. Hu, H. Zhan and Z. Wen, *Adv. Mater.*, 2024, **36**, e2408923.
- 321 W. Liu, X. Zhang, Y. Xu, L. Wang, Z. Li, C. Li, K. Wang, X. Sun, Y. An, Z. S. Wu and Y. Ma, *Adv. Funct. Mater.*, 2022, **32**, 2202342.
- 322 C. Cheng, D. Wu, T. Gong, Y. Yan, Y. Liu, W. Ji, L. Hou and C. Yuan, *Adv. Energy Mater.*, 2023, **13**, 2302107.
- 323 J. Cui, S. Yao, Z. Lu, J.-Q. Huang, W. G. Chong, F. Ciucci and J.-K. Kim, *Adv. Energy Mater.*, 2018, **8**, 1702488.
- 324 Y. Su, Y.-F. Li, S.-G. Gong, Y.-H. Song, B. Li, X.-L. Wu, J.-P. Zhang, D.-T. Liu, C.-L. Shao and H.-Z. Sun, *Appl. Surf. Sci.*, 2023, **610**, 155494.



- 325 X. Zhao, W. Cai, Y. Yang, X. Song, Z. Neale, H.-E. Wang, J. Sui and G. Cao, *Nano Energy*, 2018, **47**, 224–234.
- 326 J. Ge, B. Wang, J. Wang, Q. Zhang and B. Lu, *Adv. Energy Mater.*, 2019, **10**, 1903277.
- 327 M. Chen, L. Wang, X. Sheng, T. Wang, J. Zhou, S. Li, X. Shen, M. Zhang, Q. Zhang, X. Yu, J. Zhu and B. Lu, *Adv. Funct. Mater.*, 2020, **30**, 2004247.
- 328 Y. Yuan, C. Wang, K. Lei, H. Li, F. Li and J. Chen, *ACS Cent. Sci.*, 2018, **4**, 1261–1265.
- 329 A. Chojnacka, X. Pan, C. Bachtzky, E. Brunner and F. Béguin, *Energy Storage Mater.*, 2022, **51**, 719–732.
- 330 Z.-H. Lin, X.-Q. Qiu, X.-H. Zu, X.-S. Zhang, L. Zhong, S.-R. Sun, S.-H. Hao, Y.-J. Sun and W.-L. Zhang, *Rare Met.*, 2023, **43**, 1037–1047.
- 331 Q. Chen, J. Jin, M. Song, X. Zhang, H. Li, J. Zhang, G. Hou, Y. Tang, L. Mai and L. Zhou, *Adv. Mater.*, 2022, **34**, e2107992.
- 332 J.-C. Liu, K. Wang, Y. Sun, H. Li, X. Han, X. Duan, Z.-H. Huang and T. Ma, *Nano Energy*, 2025, **136**, 110764.
- 333 Q. Chen, Z. Tang, H. Li, W. Liang, Y. Zeng, J. Zhang, G. Hou and Y. Tang, *ACS Appl. Mater. Interfaces*, 2024, **16**, 18824–18832.
- 334 L. Chen, X. Zhang, Z. Wang, X. Kong, J. Zhang, J. Zeng and D. Wang, *Chem. Eng. J.*, 2024, **500**, 157472.
- 335 Q. Chen, M. Song, X. Zhang, J. Zhang, G. Hou and Y. Tang, *J. Mater. Chem. A*, 2022, **10**, 15614–15622.
- 336 J. Dai, X. Qi, L. Xia, Q. Xue, L. Luo, X. Wang, C. Yang, D. Li, H. Xie, A. Cabot, L. Dai and Y. Xu, *Adv. Funct. Mater.*, 2022, **33**, 2212440.
- 337 Q. Chen, H. Li, X. Lou, J. Zhang, G. Hou, J. Lu and Y. Tang, *Adv. Funct. Mater.*, 2023, **33**, 2214920.
- 338 Q. Wu, Y. Zhang, G. Liu, X. Cui, S. Tao, H. Jiang, Y. Lin, R. Peng, X. Zhang, Z. Huang, Y. Song, Y. Ding, S. M. Akhlaq, Y. Wu, K. Tao, E. Xie, Z. Zhang and Z.-S. Wu, *Energy Storage Mater.*, 2024, **70**, 103474.
- 339 D. Wang, J. Sun and L. Chen, *ChemSusChem*, 2023, **16**, e202300207.
- 340 Y. Liang, H. Zhang, M. Huo, X. Zhang, K. Qin, H. Wang, Q. Li, X. Zhao, Z. Xing, J. Chang and G. Zhu, *Adv. Mater.*, 2025, **37**, e2415545.
- 341 M. Gao, Z. Wang, Z. Liu, Y. Huang, F. Wang, M. Wang, S. Yang, J. Li, J. Liu, H. Qi, P. Zhang, X. Lu and X. Feng, *Adv. Mater.*, 2023, **35**, e2305575.
- 342 Y. Huang, M. Gao, Y. Fu, J. Li, F. Wang, S. Yang, M. Wang, Z. Qian, X. Lu, P. Zhang and R. Wang, *Energy Storage Mater.*, 2024, **70**, 103522.
- 343 Q. Yang, F. Mo, Z. Liu, L. Ma, X. Li, D. Fang, S. Chen, S. Zhang and C. Zhi, *Adv. Mater.*, 2019, **31**, e1901521.
- 344 J. Du, Q. Han, Y. Chen, M. Peng, L. Xie and A. Chen, *Angew. Chem., Int. Ed.*, 2024, **63**, e202411066.
- 345 R. Kang, D. Zhang, H. Wang, B. Zhang, X. Zhang, G. Chen, Y. Du and J. Zhang, *Energy Environ. Sci.*, 2024, **17**, 7135–7146.
- 346 P. Wang, X. Xie, Z. Xing, X. Chen, G. Fang, B. Lu, J. Zhou, S. Liang and H. J. Fan, *Adv. Energy Mater.*, 2021, **11**, 2101158.
- 347 L. Dong, X. Ma, Y. Li, L. Zhao, W. Liu, J. Cheng, C. Xu, B. Li, Q.-H. Yang and F. Kang, *Energy Storage Mater.*, 2018, **13**, 96–102.
- 348 M. Sun, Z. Zhang, S. Fu, Y. Zhang, R. Wang, H. Mu, C. Lian, W. Wang and G. Wang, *J. Energy Chem.*, 2024, **94**, 477–485.
- 349 Y. G. Lee and G. H. An, *ACS Appl. Mater. Interfaces*, 2020, **12**, 41342–41349.
- 350 J. Yin, W. Zhang, W. Wang, N. A. Alhebshi, N. Salah and H. N. Alshareef, *Adv. Energy Mater.*, 2020, **10**, 2001705.
- 351 Y. Lu, G. Zhou, Z. Zhang, C. Li, Q. Dong, Y. Su and W. Chen, *Chem. Eng. J.*, 2025, **508**, 161085.
- 352 C. Li, L. Yan, X. Li, M. Wang, J. Kong, W. Bao and L. Chang, *J. Energy Storage*, 2024, **86**, 111220.
- 353 W. Zhang, J. Yin, W. Jian, Y. Wu, L. Chen, M. Sun, U. Schwingenschlögl, X. Qiu and H. N. Alshareef, *Nano Energy*, 2022, **103**, 107827.
- 354 H. Liu, D. Tong, L. Peng, L. Huang, Z. Gu, Z. Sheng, F. Zhang, Y. Zhang, Z. Hu, T. Qian and H. Zhu, *ACS Appl. Energy Mater.*, 2023, **6**, 6752–6759.
- 355 S. Wang, F. Wei, W. Geng, Z. Ren and Y. Lv, *Chem. Eng. J.*, 2025, **515**, 163462.
- 356 R. X. Fei, H. W. Wang, Q. Wang, R. Y. Qiu, S. S. Tang, R. Wang, B. B. He, Y. S. Gong and H. J. Fan, *Adv. Energy Mater.*, 2020, **10**, 2002741.
- 357 Q. Guo, J. Liu, C. Bai, N. Chen and L. Qu, *ACS Nano*, 2021, **15**, 16533–16541.
- 358 S. Deng, J. Li, G. M. Zewdie, X. Jiang, M. Ji, J. Shen, G. Gao, G. Wu, Z. Bao and H. S. Kang, *Adv. Funct. Mater.*, 2023, **34**, 2311259.
- 359 F. Li, Y.-l Liu, G.-G. Wang, S.-Y. Zhang, D.-Q. Zhao, K. Fang, H.-Y. Zhang and H. Y. Yang, *Chem. Eng. J.*, 2022, **435**, 135052.
- 360 J. Azadmanjiri, J. Regner, L. Dekanovsky, B. Wu, J. Luxa and Z. Sofer, *Small*, 2024, **20**, e2305972.
- 361 K. Fang, J. Zhang, J. Yu, Y. Hu, J. Wang, Z. Wang and B. Zhao, *Chem. Eng. J.*, 2025, **513**, 162824.
- 362 W. Zhang, C. Zeng, M. Zhang, C. Zhao, D. Chao, G. Zhou and C. Zhang, *Angew. Chem., Int. Ed.*, 2025, **64**, e202413728.
- 363 S. Wang, Q. Wang, W. Zeng, M. Wang, L. Ruan and Y. Ma, *Nanomicro Lett.*, 2019, **11**, 70.
- 364 K. Zhang, Y. Bai, L. Wang, Y. Gao, X. Li, X. Yang and W. Lu, *Langmuir*, 2024, **40**, 26561–26569.
- 365 B. D. Boruah, B. Wen, S. Nagane, X. Zhang, S. D. Stranks, A. Boies and M. De Volder, *ACS Energy Lett.*, 2020, **5**, 3132–3139.
- 366 Y. Xu, X. Yang, X. Li, Y. Gao, L. Wang and W. Lü, *J. Power Sources*, 2024, **623**, 235399.
- 367 C. Wang, Z. Pei, Q. Meng, C. Zhang, X. Sui, Z. Yuan, S. Wang and Y. Chen, *Angew. Chem., Int. Ed.*, 2021, **60**, 990–997.
- 368 Z. Huang, T. Wang, H. Song, X. Li, G. Liang, D. Wang, Q. Yang, Z. Chen, L. Ma, Z. Liu, B. Gao, J. Fan and C. Zhi, *Angew. Chem., Int. Ed.*, 2021, **60**, 1011–1021.
- 369 C. C. Hou, Y. Wang, L. Zou, M. Wang, H. Liu, Z. Liu, H. F. Wang, C. Li and Q. Xu, *Adv. Mater.*, 2021, **33**, e2101698.
- 370 J. Li, Y. Lou, S. Zhou, Y. Chen, X. Zhao, A. Azizi, S. Lin, L. Fu, C. Han, Z. Su and A. Pan, *Angew. Chem., Int. Ed.*, 2024, **63**, e202406906.



- 371 W. Pan, Y. Wang, X. Zhao, Y. Zhao, X. Liu, J. Xuan, H. Wang and D. Y. C. Leung, *Adv. Funct. Mater.*, 2021, **31**, 2008783.
- 372 Y. Tian, R. Amal and D.-W. Wang, *Front. Energy Res.*, 2016, **4**, 34.
- 373 W. Wang, L. Gao, Z. Kong, B. Ma, M. Han, G. Wang and C. Li, *Adv. Mater.*, 2023, **35**, e2303353.
- 374 R. Wang, W. Wang, M. Sun, Y. Hu and G. Wang, *Angew. Chem., Int. Ed.*, 2024, **63**, e202317154.
- 375 C. Shin, L. Yao, S.-Y. Jeong and T. N. Ng, *Sci. Adv.*, 2024, **10**, eadf9951.
- 376 K. Chen, J. Huang, J. Yuan, S. Qin, P. Huang, C. Wan, Y. You, Y. Guo, Q. Xu and H. Xie, *Energy Storage Mater.*, 2023, **63**, 102963.
- 377 W. Shi, Z. Song, W. Sun, Y. Liu, Y. Jiang, Q. Li and Q. An, *Small*, 2024, **20**, e2308282.
- 378 X. Lu, L. Tao, K. Qu, A. Amardeep and J. Liu, *Adv. Funct. Mater.*, 2023, **33**, 2211736.
- 379 S. N. Asmara, M. Z. Kufian, S. R. Majid and A. K. Arof, *Electrochim. Acta*, 2011, **57**, 91–97.
- 380 H. Zhang, K. Ye, K. Zhu, R. Cang, X. Wang, G. Wang and D. Cao, *ACS Sustainable Chem. Eng.*, 2017, **5**, 6727–6735.
- 381 H. Zhang, D. Cao, X. Bai, H. Xie, X. Liu, X. Jiang, H. Lin and H. He, *ACS Sustainable Chem. Eng.*, 2019, **7**, 6113–6121.
- 382 X. Cao, L. Wang, J. Chen and J. Zheng, *ChemElectroChem*, 2018, **5**, 2789–2794.
- 383 S. Li, J.-G. Zhang, Y.-Y. Yan, L.-L. Yu and J.-T. Zhao, *J. Energy Storage*, 2023, **59**, 106456.
- 384 M. Li, Y. Ding, S. Zhang, Y. Sun, M. Liu, J. Zhao, B. Yin and T. Ma, *Small Struct.*, 2023, **5**, 2300371.
- 385 H. R. Park, G. Jang, J. S. Byun, Y. Park, W. I. Kim, S. J. Lee, Y. G. Chung, Y. M. Jung and H. S. Park, *Adv. Funct. Mater.*, 2024, **35**, 2417288.
- 386 M. Li, Y. Ding, S. Zhang, M. Liu, J. Li, Y. Sun, L. Zhu, H. Li, Z. G. Yu, Y. W. Zhang, H. Pan, B. Yin and T. Ma, *Angew. Chem., Int. Ed.*, 2024, **63**, e202412735.
- 387 M. Li, Y. Ding, S. Zhang, M. Liu, Y. Sun, Y. Zhang, B. Yin and T. Ma, *J. Mater. Chem. A*, 2024, **12**, 10269–10278.
- 388 S. K. Park, B. D. Boruah, A. Pujari, B. M. Kim and M. De Volder, *Small*, 2022, **18**, e2202785.
- 389 D. Wang, X. Han and X. Zhang, *J. Power Sources*, 2024, **599**, 234215.
- 390 J. Wang, Y. Zhang, F. Qiao, Y. Jiang, R. Yu, J. Li, S. Lee, Y. Dai, F. Guo, P. Jiang, L. Zhang, Q. An, G. He and L. Mai, *Adv. Mater.*, 2024, **36**, e2403371.
- 391 Z. Li, K. Xiang, W. Xing, W. C. Carter and Y. M. Chiang, *Adv. Energy Mater.*, 2014, **5**, 1401410.
- 392 H. Ma, H. Chen, Y. Hu, B. Yang, J. Feng, Y. Xu, Y. Sun, H. Cheng, C. Li, X. Yan and L. Qu, *Energy Environ. Sci.*, 2022, **15**, 1131–1143.
- 393 Y. I. Kim, B. Kim, J. Baek, J.-H. Kim and J. Yoo, *J. Electrochem. Soc.*, 2022, **169**, 120521.
- 394 S. Feng, L. Xing, K. Li, H. Wang, Q. An, L. Zhou and L. Mai, *Small Methods*, 2023, **7**, e2300150.
- 395 Y. He, X. Pan, Z. Zhang, Q. Long, Q. Liu, S. Azat, Q. Abbas, G. Qiu, Z. Supiyeva and X. Chen, *J. Power Sources*, 2025, **114**, 115902.
- 396 R. Tang, Y. Guo, Y. Li, K. Li and Y. Gong, *J. Energy Storage*, 2024, **90**, 111731.
- 397 W. Zhang, X. Zhang, Y. Song and G. Wang, *Next Sustainable*, 2024, **3**, 100028.
- 398 X. Liu, W. Sun, X. Hu, J. Chen and Z. Wen, *Chem. Eng. J.*, 2023, **474**, 145355.
- 399 J. Ma, N. A. Choudhury and Y. Sahai, *Renewable Sustainable Energy Rev.*, 2010, **14**, 183–199.
- 400 I. Belhaj, M. Faria, B. Sljukic, V. Geraldes and D. M. F. Santos, *Membranes*, 2023, **13**, 730.
- 401 L. Zhu, C. Chen, T. Wu, X. Yu, H. Tian, F. Kong, Z. Chang, W. Luo, X. Cui and J. Shi, *Chem*, 2025, **11**, 102331.
- 402 M. Papac, V. Stevanovic, A. Zakutayev and R. O'Hayre, *Nat. Mater.*, 2021, **20**, 301–313.
- 403 H.-F. Wang and Q. Xu, *Matter*, 2019, **1**, 565–595.
- 404 C. Wang, Y. Yu, J. Niu, Y. Liu, D. Bridges, X. Liu, J. Pooran, Y. Zhang and A. Hu, *Appl. Sci.*, 2019, **9**, 2787.
- 405 J. Liu, M. Zhou, K. Jin, J. Li, F. Meng and X. Wei, *Battery Energy*, 2023, **3**, 20230049.
- 406 S. Liu, C. Li, M. J. Zachman, Y. Zeng, H. Yu, B. Li, M. Wang, J. Braaten, J. Liu, H. M. Meyer, M. Lucero, A. J. Kropf, E. E. Alp, Q. Gong, Q. Shi, Z. Feng, H. Xu, G. Wang, D. J. Myers, J. Xie, D. A. Cullen, S. Litster and G. Wu, *Nat. Energy*, 2022, **7**, 652–663.
- 407 F. Zhang, B. Zu, B. Wang, Z. Qin, J. Yao, Z. Wang, L. Fan and K. Jiao, *Joule*, 2025, **9**, 101853.
- 408 J. Yang, H. Xu, J. Li, K. Gong, F. Yue, X. Han, K. Wu, P. Shao, Q. Fu and Y. Zhu, *Science*, 2024, **385**, 1115–1120.
- 409 B. Peng, Z. Liu, L. Sementa, Q. Jia, Q. Sun, C. U. Segre, E. Liu, M. Xu, Y.-H. Tsai, X. Yan, Z. Zhao, J. Huang, X. Pan, X. Duan, A. Fortunelli and Y. Huang, *Nat. Catal.*, 2024, **7**, 818–828.
- 410 J. L. Cohen, D. J. Volpe, D. A. Westly, A. Pechenik and H. D. Abruña, *Langmuir*, 2005, **21**, 3544–3550.
- 411 J. Kim, S. Sengodan, G. Kwon, D. Ding, J. Shin, M. Liu and G. Kim, *ChemSusChem*, 2014, **7**, 2811–2815.
- 412 K. Qiao, H. Liu, S. Huang, X. Zeng and D. Cao, *Int. J. Hydrogen Energy*, 2024, **50**, 209–220.
- 413 X. Liu, W. Sun, X. Hu, J. Chen and Z. Wen, *Chem. Eng. J.*, 2023, **474**, 145355.
- 414 X. Zou and Y. Zhang, *Chem. Soc. Rev.*, 2015, **44**, 5148–5180.
- 415 K. Tamura and T. Kahara, *J. Electrochem. Soc.*, 1976, **123**, 776.
- 416 S. Durga, K. Ponmani, S. Kiruthika and B. Muthukumar, *J. Electrochem. Sci. Technol.*, 2014, **5**, 73–81.
- 417 G. Wang, J. Chen, P. Cai, J. Jia and Z. Wen, *J. Mater. Chem. A*, 2018, **6**, 17763–17770.
- 418 S. C. Amendola, P. Onnerud, M. T. Kelly, P. J. Petillo, S. L. Sharp-Goldman and M. Binder, *J. Power Sources*, 1999, **84**, 130–133.
- 419 U. B. Demirci and P. Miele, *Energy Environ. Sci.*, 2009, **2**, 627–637.
- 420 Y. Wang, P. He and H. Zhou, *Energy Environ. Sci.*, 2010, **3**, 1437–1446.
- 421 Y. Yang, X. Wu, M. Ahmad, F. Si, S. Chen, C. Liu, Y. Zhang, L. Wang, J. Zhang, J. L. Luo and X. Z. Fu, *Angew. Chem., Int. Ed.*, 2023, **62**, e202302950.



- 422 F. Hu, K. Chen, Z. Lu, J. Gao, S. Lan, J. Chen, S. Ci and Z. Wen, *Angew. Chem., Int. Ed.*, 2025, **64**, e202504894.
- 423 C. Rice, S. Ha, R. Masel, P. Waszczuk, A. Wieckowski and T. Barnard, *J. Power Sources*, 2002, **111**, 83–89.
- 424 Z. F. Pan, L. An, T. S. Zhao and Z. K. Tang, *Progr. Energy Combust. Sci.*, 2018, **66**, 141–175.
- 425 B. C. Ong, S. K. Kamarudin and S. Basri, *Int. J. Hydrogen Energy*, 2017, **42**, 10142–10157.
- 426 L. An, T. S. Zhao, R. Chen and Q. X. Wu, *J. Power Sources*, 2011, **196**, 6219–6222.
- 427 I. Chino, K. Hendrix, A. Keramati, O. Muneeb and J. L. Haan, *Appl. Energy*, 2019, **251**, 113323.
- 428 P. Wang, G. Wang, K. Chen, W. Pan, L. Yi, J. Wang, Q. Chen, J. Chen and Z. Wen, *Nano Energy*, 2023, **118**, 108992.
- 429 P. Wang, K. Chen, J. Chen, G. Wang, W. Pan and Z. Wen, *Adv. Funct. Mater.*, 2024, **34**, 2309509.
- 430 R. Tan, Y. Qin, M. Liu, H. Wang, R. Su, R. Xiao, J. Li, L. Hu, W. Gu and C. Zhu, *Adv. Funct. Mater.*, 2023, **33**, 2305673.
- 431 O. Muneeb, I. Chino, A. Saenz and J. L. Haan, *J. Power Sources*, 2019, **413**, 216–221.
- 432 F. Wang, D. Ouyang and X. Zhao, *Energy Convers. Manage.*, 2022, **255**, 115343.
- 433 Z. Wu, P. Zhu, Y. Huang, J. Yao, F. Yang, Z. Zhang and M. Ni, *Chem. Rev.*, 2025, **125**, 2184–2268.
- 434 F. He, Y. Zhou, T. Hu, Y. Xu, M. Hou, F. Zhu, D. Liu, H. Zhang, K. Xu, M. Liu and Y. Chen, *Adv. Mater.*, 2023, **35**, e2209469.
- 435 B. Zhu, *Key Eng. Mater.*, 2004, **280**, 413–418.
- 436 R. Tan, A. Wang, R. Malpass-Evans, R. Williams, E. W. Zhao, T. Liu, C. Ye, X. Zhou, B. P. Darwich, Z. Fan, L. Turcani, E. Jackson, L. Chen, S. Y. Chong, T. Li, K. E. Jelfs, A. I. Cooper, N. P. Brandon, C. P. Grey, N. B. McKeown and Q. Song, *Nat. Mater.*, 2020, **19**, 195–202.
- 437 C. Duan, J. Tong, M. Shang, S. Nikodemski, M. Sanders, S. Ricote, A. Almansoori and R. O'Hayre, *Science*, 2015, **349**, 1321–1326.
- 438 R. Ren, Z. Wang, C. Xu, W. Sun, J. Qiao, D. W. Rooney and K. Sun, *J. Mater. Chem. A*, 2019, **7**, 18365–18372.
- 439 M. Liang, Y. Song, D. Liu, L. Xu, M. Xu, G. Yang, W. Wang, W. Zhou, R. Ran and Z. Shao, *Appl. Catal., B*, 2022, **318**, 121868.
- 440 Q. Wang, J. Hou, Y. Fan, X.-A. Xi, J. Li, Y. Lu, G. Huo, L. Shao, X.-Z. Fu and J.-L. Luo, *J. Mater. Chem. A*, 2020, **8**, 7704–7712.
- 441 D. Huan, L. Zhang, X. Li, Y. Xie, N. Shi, S. Xue, C. Xia, R. Peng and Y. Lu, *ChemSusChem*, 2020, **13**, 4994–5003.
- 442 Y. Song, J. Liu, Y. Wang, D. Guan, A. Seong, M. Liang, M. J. Robson, X. Xiong, Z. Zhang, G. Kim, Z. Shao and F. Ciucci, *Adv. Energy Mater.*, 2021, **11**, 2101899.
- 443 Y. Yu, M. A. K. Y. Shah, H. Wang, X. Cheng, L. Guo, J. Huang, P. Lund and B. Zhu, *Energy Mater. Adv.*, 2024, **5**, 0081.
- 444 G. W. Heise and E. A. Schumacher, *Trans. Electrochem. Soc.*, 1932, **62**, 383.
- 445 Q. Wang, S. Kaushik, X. Xiao and Q. Xu, *Chem. Soc. Rev.*, 2023, **52**, 6139–6190.
- 446 Z. Zheng, C. Wu, Q. Gu, K. Konstantinov and J. Wang, *Energy Environ. Mater.*, 2021, **4**, 158–177.
- 447 B. Senthilkumar, Z. Khan, S. Park, I. Seo, H. Ko and Y. Kim, *J. Power Sources*, 2016, **311**, 29–34.
- 448 T. M. Gür, *Energy Environ. Sci.*, 2018, **11**, 2696–2767.
- 449 Y. Li and H. Dai, *Chem. Soc. Rev.*, 2014, **43**, 5257–5275.
- 450 K. W. Leong, Y. Wang, W. Pan, S. Luo, X. Zhao and D. Y. C. Leung, *J. Power Sources*, 2021, **506**, 230144.
- 451 Y. Wang, Y. Sun, W. Ren, D. Zhang, Y. Yang, J. Yang, J. Wang, X. Zeng and Y. NuLi, *Energy Mater.*, 2022, **2**, 200024.
- 452 H. Zhang, D. J. Liu, K. Xu and Y. S. Meng, *Adv. Mater.*, 2025, e2417757.
- 453 S. Hu, Z. Wang, J. Wang, S. Pang, B. Wang and M. Zhu, *Coord. Chem. Rev.*, 2024, **517**, 216045.
- 454 X. Bi, R. Wang, Y. Yuan, D. Zhang, T. Zhang, L. Ma, T. Wu, R. Shahbazian-Yassar, K. Amine and J. Lu, *Nano Lett.*, 2020, **20**, 4681–4686.
- 455 R. D. McKerracher, C. Ponce de Leon, R. G. A. Wills, A. A. Shah and F. C. Walsh, *ChemPlusChem*, 2014, **80**, 323–335.
- 456 X. X. Wang, D. H. Guan, C. L. Miao, D. C. Kong, L. J. Zheng and J. J. Xu, *J. Am. Chem. Soc.*, 2023, **145**, 5718–5729.
- 457 P. G. Bruce, S. A. Freunberger, L. J. Hardwick and J. M. Tarascon, *Nat. Mater.*, 2011, **11**, 19–29.
- 458 K. Abraham and Z. Jiang, *J. Electrochem. Soc.*, 1996, **143**, 1.
- 459 E. J. Askins, M. R. Zoric, M. Li, R. Amine, K. Amine, L. A. Curtiss and K. D. Glusac, *Nat. Chem.*, 2023, **15**, 1247–1254.
- 460 L. Qin, N. Xiao, S. Zhang, X. Chen and Y. Wu, *Angew. Chem., Int. Ed.*, 2020, **59**, 10498–10501.
- 461 P. He, Y. Wang and H. Zhou, *J. Power Sources*, 2011, **196**, 5611–5616.
- 462 T. Hashimoto and K. Hayashi, *Electrochim. Acta*, 2015, **182**, 809–814.
- 463 W. W. Yin, Z. Shadike, Y. Yang, F. Ding, L. Sang, H. Li and Z. W. Fu, *Chem. Commun.*, 2015, **51**, 2324–2327.
- 464 S. Xu, Y. Lu, H. Wang, H. D. Abruña and L. A. Archer, *J. Mater. Chem. A*, 2014, **2**, 17723–17729.
- 465 S. Xing, Z. Zhang, Y. Dou, M. Li, J. Wu, Z. Zhang and Z. Zhou, *CCS Chem.*, 2024, **6**, 1810–1820.
- 466 C. L. Bender, P. Hartmann, M. Vračar, P. Adelhelm and J. Janek, *Adv. Energy Mater.*, 2014, **4**, 1301863.
- 467 P. Hartmann, C. L. Bender, J. Sann, A. K. Durr, M. Jansen, J. Janek and P. Adelhelm, *Phys. Chem. Chem. Phys.*, 2013, **15**, 11661–11672.
- 468 Z. Jian, Y. Chen, F. Li, T. Zhang, C. Liu and H. Zhou, *J. Power Sources*, 2014, **251**, 466–469.
- 469 W. Liu, Q. Sun, Y. Yang, J. Y. Xie and Z. W. Fu, *Chem. Commun. (Camb.)*, 2013, **49**, 1951–1953.
- 470 Q. Sun, Y. Yang and Z.-W. Fu, *Electrochem. Commun.*, 2012, **16**, 22–25.
- 471 T. Shiga, Y. Hase, Y. Yagi, N. Takahashi and K. Takechi, *J. Phys. Chem. Lett.*, 2014, **5**, 1648–1652.
- 472 S. K. Das, S. Xu and L. A. Archer, *Electrochem. Commun.*, 2013, **27**, 59–62.
- 473 X. Ren and Y. Wu, *J. Am. Chem. Soc.*, 2013, **135**, 2923–2926.



- 474 C. O. Laoire, S. Mukerjee, K. Abraham, E. J. Plichta and M. A. Hendrickson, *J. Phys. Chem. C*, 2010, **114**, 9178–9186.
- 475 C. O. Laoire, S. Mukerjee, K. Abraham, E. J. Plichta and M. A. Hendrickson, *J. Phys. Chem. C*, 2009, **113**, 20127–20134.
- 476 Z. Cui, G. Fu, Y. Li and J. B. Goodenough, *Angew. Chem., Int. Ed.*, 2017, **56**, 9901–9905.
- 477 P. Hartmann, M. Heinemann, C. L. Bender, K. Graf, R.-P. Baumann, P. Adelhelm, C. Heiliger and J. Janek, *J. Phys. Chem. C*, 2015, **119**, 22778–22786.
- 478 S. Yang and H. Knickle, *J. Power Sources*, 2002, **112**, 162–173.
- 479 J. S. Lee, S. Tai Kim, R. Cao, N. S. Choi, M. Liu, K. T. Lee and J. Cho, *Adv. Energy Mater.*, 2010, **1**, 34–50.
- 480 J. Gao, D. Pan, K. Chen, Y. Liu, J. Chen and Z. Wen, *Adv. Energy Mater.*, 2024, **14**, 2302862.
- 481 Y. Guo, R. Zhang, S. Zhang and C. Zhi, *Nano Mater. Sci.*, 2022, **9**, 004.
- 482 F. Meng, X. Xiong, S. He, Y. Liu and R. Hu, *Adv. Energy Mater.*, 2023, **13**, 2103622.
- 483 Y. Wang, L. Zhang and T. Hu, *Acta Chim. Sin.*, 2015, **73**, 2010022.
- 484 P. Cai, X. Peng, J. Huang, J. Jia, X. Hu and Z. Wen, *Sci. China: Chem.*, 2019, **62**, 385–392.
- 485 C. Lin, S.-H. Kim, Q. Xu, D.-H. Kim, G. Ali, S. S. Shinde, S. Yang, Y. Yang, X. Li, Z. Jiang and J.-H. Lee, *Matter*, 2021, **4**, 1287–1304.
- 486 J.-N. Liu, C.-X. Zhao, J. Wang, D. Ren, B.-Q. Li and Q. Zhang, *Energy Environ. Sci.*, 2022, **15**, 4542–4553.
- 487 S. Huang, H. Zhang, J. Zhuang, M. Zhou, M. Gao, F. Zhang and Q. Wang, *Adv. Energy Mater.*, 2022, **12**, 2103622.
- 488 J. Yu, C.-X. Zhao, J.-N. Liu, B.-Q. Li, C. Tang and Q. Zhang, *Green Chem. Eng.*, 2020, **1**, 117–123.
- 489 C. X. Zhao, J. N. Liu, N. Yao, J. Wang, D. Ren, X. Chen, B. Q. Li and Q. Zhang, *Angew. Chem., Int. Ed.*, 2021, **60**, 15281–15285.
- 490 W. Guo, Y. Wang, Q. Yi, E. Devid, X. Li, P. Lei, W. Shan, K. Qi, L. Shi and L. Gao, *Front. Energy Res.*, 2023, **11**, 1194674.
- 491 N. Han, Y. Wang, H. Yang, J. Deng, J. Wu, Y. Li and Y. Li, *Nat. Commun.*, 2018, **9**, 1320.
- 492 J. Xie, X. Wang, J. Lv, Y. Huang, M. Wu, Y. Wang and J. Yao, *Angew. Chem., Int. Ed.*, 2018, **57**, 16996–17001.
- 493 X. Wang, J. Xie, M. A. Ghausi, J. Lv, Y. Huang, M. Wu, Y. Wang and J. Yao, *Adv. Mater.*, 2019, **31**, e1807807.
- 494 M. Yang, S. Liu, J. Sun, M. Jin, R. Fu, S. Zhang, H. Li, Z. Sun, J. Luo and X. Liu, *Appl. Catal., B*, 2022, **307**, 121145.
- 495 S. Gao, S. Chen, Q. Liu, S. Zhang, G. Qi, J. Luo and X. Liu, *ACS Appl. Nano Mater.*, 2022, **5**, 12387–12394.
- 496 H. Wang, J. Si, T. Zhang, Y. Li, B. Yang, Z. Li, J. Chen, Z. Wen, C. Yuan, L. Lei and Y. Hou, *Appl. Catal., B*, 2020, **270**, 118892.
- 497 Y. Li, Y. Ji, Y. Zhao, J. Chen, S. Zheng, X. Sang, B. Yang, Z. Li, L. Lei, Z. Wen, X. Feng and Y. Hou, *Adv. Mater.*, 2022, **34**, e2202240.
- 498 C. S. Li, Y. Sun, F. Gebert and S. L. Chou, *Adv. Energy Mater.*, 2017, **7**, 1700869.
- 499 J. G. Smith, J. Naruse, H. Hiramatsu and D. J. Siegel, *Chem. Mater.*, 2016, **28**, 1390–1401.
- 500 G. Vardar, E. G. Nelson, J. G. Smith, J. Naruse, H. Hiramatsu, B. M. Bartlett, A. E. S. Sleightholme, D. J. Siegel and C. W. Monroe, *Chem. Mater.*, 2015, **27**, 7564–7568.
- 501 M. Liu, Q. Zhang, X. Zhang, H. Fan, J. Gao, Z. Jing, M. Wang, Z. Wang and E. Wang, *Chem. Eng. J.*, 2023, **472**, 145154.
- 502 W.-W. Yin, J.-L. Yue, M.-H. Cao, W. Liu, J.-J. Ding, F. Ding, L. Sang and Z.-W. Fu, *J. Mater. Chem. A*, 2015, **3**, 19027–19032.
- 503 D. Li, L. Hou, H. Du, H. Wei, X. Liu, Q. Wang, C. Yang and Y. Wei, *Nanoscale*, 2025, **17**, 4649–4658.
- 504 X. Cheng, B. Sun, T. Wei, J. Dong, X. Cao, J. Zhang, Y. Zhang, T. Wang, Y. Liu, F. Zhong, M. Liang and J. Li, *J. Mater. Chem. A*, 2025, **13**, 8642–8653.
- 505 Y. Zhao, H. Hong, L. Zhong, J. Zhu, Y. Hou, S. Wang, H. Lv, P. Liang, Y. Guo, D. Wang, P. Li, Y. Wang, Q. Li, S. C. Cao, H. Li and C. Zhi, *Adv. Energy Mater.*, 2023, **13**, 2300627.
- 506 S. Hu and M. Zhu, *Energy Storage Mater.*, 2023, **61**, 102866.
- 507 W. Zhou, M. Song, P. Liang, X. Li, X. Liu, H. Li, T. Zhang, B. Wang, R. Zhao, Z. Zhao, W. Li, D. Zhao and D. Chao, *J. Am. Chem. Soc.*, 2023, **145**, 10880–10889.
- 508 J. Wang, Z. Wang, Y. Chen, S. Gao and S. Hu, *J. Energy Chem.*, 2025, **106**, 823–831.
- 509 M. Gao, R. Wang, X. Lu, Y. Fan, Z. Guo and Y. Wang, *Angew. Chem., Int. Ed.*, 2024, **63**, e202407856.
- 510 G. Cohn and Y. Ein-Eli, *J. Power Sources*, 2010, **195**, 4963–4970.
- 511 Y. E. Durmus, Ö. Aslanbas, S. Kayser, H. Tempel, F. Hausen, L. G. J. de Haart, J. Granwehr, Y. Ein-Eli, R.-A. Eichel and H. Kungl, *Electrochim. Acta*, 2017, **225**, 215–224.
- 512 S. Pang, J. Wang, B. Wang, M. Zhu, G. Hu, H. Xie and S. Hu, *Carbon Energy*, 2025, **7**, e661.
- 513 S. Zaromb, *J. Electrochem. Soc.*, 1962, **109**, 1125.
- 514 Y. Wang, W. Pan, H. Y. H. Kwok, H. Zhang, X. Lu and D. Y. C. Leung, *J. Power Sources*, 2019, **437**, 226896.
- 515 L. Wang, R. Cheng, W. Wang, G. Yang, M. K. H. Leung, F. Liu and S.-P. Feng, *Electrochim. Acta*, 2021, **388**, 138584.
- 516 M. Zhang, H. Li, P. Cai, K. Chen and Z. Wen, *Adv. Funct. Mater.*, 2021, **31**, 2103248.
- 517 M. Zhang, H. Li, J. Chen, F. X. Ma, L. Zhen, Z. Wen and C. Y. Xu, *Adv. Funct. Mater.*, 2023, **33**, 2303189.
- 518 K. Chen, Y. Liang, D. Pan, J. Huang, J. Gao, Z. Lu, X. Liu, J. Chen, H. Zhang, X. Hu and Z. Wen, *Adv. Energy Mater.*, 2024, **15**, 2303661.
- 519 N. Bogolowski and J.-F. Drillet, *Electrochim. Acta*, 2018, **274**, 353–358.
- 520 R. Mori, *RSC Adv.*, 2017, **7**, 6389–6395.
- 521 D. Gelman, B. Shvartsev, I. Wallwater, S. Kozokaro, V. Fidelsky, A. Sagy, A. Oz, S. Baltianski, Y. Tsur and Y. Ein-Eli, *J. Power Sources*, 2017, **364**, 110–120.
- 522 B. Shvartsev, D. Gelman, D. Amram and Y. Ein-Eli, *Langmuir*, 2015, **31**, 13860–13866.
- 523 P. Sun, J. Chen, Y. Huang, J.-H. Tian, S. Li, G. Wang, Q. Zhang, Z. Tian and L. Zhang, *Energy Storage Mater.*, 2021, **34**, 427–435.
- 524 R. Qiu, J. Y. Zheng, H. G. Cha, M. H. Jung, K. J. Lee and Y. S. Kang, *Nanoscale*, 2012, **4**, 1565–1567.



- 525 W. K. Tan, G. Kawamura, H. Muto and A. Matsuda, *Sustainable Materials for Next Generation Energy Devices*, 2021, pp. 59–83.
- 526 M. A. Deyab and Q. Mohsen, *Renewable Sustainable Energy Rev.*, 2021, **139**, 16832.
- 527 X. Yu and A. Manthiram, *ACS Energy Lett.*, 2017, **2**, 1050–1055.
- 528 J. Liu, M. Zhou, K. Jin, J. Li, F. Meng and X. Wei, *Battery Energy*, 2024, **3**, 20230049.
- 529 Ø. Hasvold, K. H. Johansen, O. Mollestad, S. Forseth and N. Størkersen, *J. Power Sources*, 1999, **80**, 254–260.
- 530 A. M. Cardenas-Valencia, J. Dlutowski, J. Bumgarner, L. Langebrake and W. Moreno, *J. Micromech. Microeng.*, 2006, **16**, 1511–1518.
- 531 D. J. Brodrecht and J. J. Rusek, *Appl. Energy*, 2003, **74**, 113–124.
- 532 H. Zhang, Y. Yang, T. Liu and H. Chang, *Energies*, 2018, **11**, 2316.
- 533 L. Sun, F. Wen, L. Shi and S. Li, *J. Alloys Compd.*, 2020, **815**, 152361.
- 534 L. Sun, S. Li, W. He and F. Wen, *Fuel Cells*, 2019, **19**, 748–754.
- 535 F. L. Alfonso Moreno and D. E. Gómez Cervantes, *Avances Investigación en Ingeniería*, 2019, **16**, 117–129.
- 536 D. Jia, F. Liu, D. Yang and W. Wang, *Int. J. Electrochem. Sci.*, 2020, **15**, 10584–10615.
- 537 C. J. Patrissi, R. R. Bessette, Y. K. Kim and C. R. Schumacher, *J. Electrochem. Soc.*, 2008, **155**, B558.
- 538 C. Shu, E. Wang, L. Jiang, Q. Tang and G. Sun, *J. Power Sources*, 2012, **208**, 159–164.
- 539 F.-C. Wen, S. R. G. G. Li, Y. Chen, X.-H. Du, H. Tan, Y.-J. Song, M. Song and L.-M. Sun, *Rare Met.*, 2022, **41**, 2655–2663.
- 540 L. Xu, J. Liu, P. Chen, Z. Wang, D. Tang, X. Liu, F. Meng and X. Wei, *Cell Rep. Phys. Sci.*, 2020, **1**, 100136.
- 541 C. Yue, N. Zhang, Z. Zhu, P. Chen, F. Meng, X. Liu, X. Wei and J. Liu, *Small*, 2022, **18**, 2106532.
- 542 Z. Zhu, L. Jin, M. Zhou, K. Fu, F. Meng, X. Wei and J. Liu, *Chem. Commun.*, 2023, **59**, 4356–4359.
- 543 Y. Li and H. Dai, *Chem. Soc. Rev.*, 2014, **43**, 5257–5275.
- 544 M. Zhou, K. Fu, Y. Xing, J. Liu, F. Meng, X. Wei and J. Liu, *Sci. China Mater.*, 2024, **67**, 2908–2914.
- 545 S. Mehta, S. Kaur, K. Garg, M. Singh and T. C. Nagaiah, *Angew. Chem., Int. Ed.*, 2025, **64**, e202505593.
- 546 X. Feng and L. Zhang, *Appl. Catal., B*, 2023, **337**, 122955.
- 547 H. Wei, J. Si, L. Zeng, S. Lyu, Z. Zhang, Y. Suo and Y. Hou, *Chin. Chem. Lett.*, 2023, **34**, 107144.
- 548 Y. Tong, Z. Jiang, L. Yu, Y. Bai, L. Gu, P. Wang, Q. Chen, M. Li, Y. Cao, L. Song and L. Li, *Inorg. Chem.*, 2025, **64**, 9940–9952.
- 549 F. Cheng, L. Wang, H. Wang, C. Lei, B. Yang, Z. Li, Q. Zhang, L. Lei, S. Wang and Y. Hou, *Nano Energy*, 2020, **71**, 104621.
- 550 P. Cai, Y. Li, G. Wang and Z. Wen, *Angew. Chem., Int. Ed.*, 2018, **57**, 3910–3915.
- 551 H. Li, M. Zhang, L. Yi, Y. Liu, K. Chen, P. Shao and Z. Wen, *Appl. Catal., B*, 2021, **280**, 119412.
- 552 R. Tang, Y. Yang, Y. Zhou and X. Y. Yu, *Adv. Funct. Mater.*, 2024, **34**, 2301925.
- 553 X. Wang, X. Xu, N. Liu, F.-N. Shi and G. Shi, *ACS Sustainable Chem. Eng.*, 2019, **7**, 10979–10985.
- 554 L. Wang, Z. Li, K. Wang, Q. Dai, C. Lei, B. Yang, Q. Zhang, L. Lei, M. K. H. Leung and Y. Hou, *Nano Energy*, 2020, **74**, 104850.
- 555 Z. Lu, W. Sun, P. Cai, L. Fan, K. Chen, J. Gao, H. Zhang, J. Chen and Z. Wen, *Energy Environ. Sci.*, 2025, **18**, 2918–2930.
- 556 Ø. Hasvold, H. Henriksen, E. Melv, G. Citi, B. Ø. Johansen, T. Kjøningesen and R. Galetti, *J. Power Sources*, 1997, **65**, 253–261.
- 557 R. Thimmappa, A. R. Kottaichamy, R. Bouchal, T. Marichelvam, M. O. Thotiyil and O. Fontaine, Hydrogen Exhaling Metal-H<sub>2</sub>O Battery, 2019, Available at SSRN 3318942.
- 558 S. Paruvayakode, O. V. Athulya, K. A. Thomas and F. Fasmin, *J. Power Sources*, 2023, **578**, 233175.
- 559 Z. Le, W. Zhang, W. Li, J. Tan, R. Li, X. Wang, Y. V. Kaneti, X. Jiang, J. Chu, Y. Yamauchi and M. Hu, *Matter*, 2020, **3**, 879–891.
- 560 G. Liu, H. Lu, Y. Xu, Q. Quan, H. Lv, X. Cui, J. Chen, L. Jiang and R. J. Behm, *Chem. Eng. J.*, 2023, **455**, 140875.
- 561 A. Nadeema, G. Pandurang Kharabe, D. Prakash Biswal and S. Kurungot, *ChemElectroChem*, 2020, **7**, 2582–2591.
- 562 Q. Xia, Z. Li, D. Liu, N. Song, N. Zhang, S. Ma, Z. Wu and W. Yuan, *Batteries Supercaps*, 2024, **7**, e202400307.
- 563 F. Zhu, W. Guo and Y. Fu, *Chem. Soc. Rev.*, 2023, **52**, 8410–8446.
- 564 R. F. Service, *Science*, 2018, **362**, 508–509.
- 565 W. Li, W. Xu, Z. Sun, L. Tang, G. Xu, X. He, Y. Deng, W. Sun, B. Zhou, J. Song and W. Liu, *Nat. Commun.*, 2025, **16**, 4654.
- 566 T. Ramachandran, R. Khan, A. Ghosh, M. Hussien, Y. A. Kumar, N. P. Reddy and M. Moniruzzaman, *Biomass Bioenergy*, 2025, **201**, 107846.
- 567 Y. Zhao, T. Ramachandran, A. Ghosh, A. G. Al-Sehemi, Y. A. Kumar, S. S. Rao, A. K. Yadav and D. Mani, *Biomass Bioenergy*, 2025, **200**, 108052.
- 568 N. Roy, Y. Anil Kumar, T. Ramachandran, A. M. Fouda, H. H. Hegazy, M. Moniruzzaman and S. Woo Joo, *J. Ind. Eng. Chem.*, 2025, **144**, 228–254.
- 569 C. Zhang, Z. Yuan and X. Li, *ACS Energy Lett.*, 2024, **9**, 3456–3473.
- 570 C. Mu, T. Li, C. Zhan, Q. Fu, Y. Zhang, L. Zhang, F. Wang, Y. Zhang and X. Li, *Angew. Chem., Int. Ed.*, 2025, e202508456.
- 571 Y. Hu, Z. Min, G. Zhu, Y. Zhang, Y. Pei, C. Chen, Y. Sun, G. Liang and H. M. Cheng, *Nat. Commun.*, 2025, **16**, 3255.
- 572 Z. Wang, G. Lu, T. Wei, G. Meng, H. Cai, Y. Feng, K. Chu, J. Luo, G. Hu, D. Wang and X. Liu, *Nat. Commun.*, 2025, **16**, 2885.
- 573 J. Lei, Y. Zhang, Y. Yao, Y. Shi, K. L. Leung, J. Fan and Y.-C. Lu, *Nat. Energy*, 2023, **8**, 1355–1364.
- 574 J. Ye, L. Xia, H. Li, F. P. G. de Arquer and H. Wang, *Adv. Mater.*, 2024, **36**, e2402090.
- 575 Z. Li, Y. Zhang, S. Zheng, H. Tan, Y. Deng and B. Fan, *Chem. Eng. J.*, 2025, **516**, 164200.



- 576 G. Yang, Y. Zhu, Z. Hao, Y. Lu, Q. Zhao, K. Zhang and J. Chen, *Adv. Mater.*, 2023, **35**, e2301898.
- 577 K. Peng, G. Tang, C. Zhang, X. Yang, P. Zuo, Z. Xiang, Z. Yao, Z. Yang and T. Xu, *J. Energy Chem.*, 2024, **96**, 89–109.
- 578 R. Feng, X. Zhang, V. Murugesan, A. Hollas, Y. Chen, Y. Shao, E. Walter, N. P. N. Wellala, L. Yan, K. M. Rosso and W. Wang, *Science*, 2021, **372**, 836–840.
- 579 D. Li, J. Lan, X. Ge, L. Cui, Y. Han, K. Li, L. Feng, L. Yang, H. Lin and J. J. Chen, *Chem. – Asian J.*, 2025, **20**, e202500020.
- 580 J. Gao, L. Xia, M. Ou and Z. A. Tan, *Batteries Supercaps*, 2024, **7**, e202400434.
- 581 M. Pan, M. Shao and Z. Jin, *SmartMat*, 2023, **4**, e1198.
- 582 B. Huskinson, M. P. Marshak, C. Suh, S. Er, M. R. Gerhardt, C. J. Galvin, X. Chen, A. Aspuru-Guzik, R. G. Gordon and M. J. Aziz, *Nature*, 2014, **505**, 195–198.
- 583 M. Wu, Y. Jing, A. A. Wong, E. M. Fell, S. Jin, Z. Tang, R. G. Gordon and M. J. Aziz, *Chem*, 2020, **6**, 1432–1442.
- 584 K. Lin, Q. Chen, M. R. Gerhardt, L. Tong, S. B. Kim, L. Eisenach, A. W. Valle, D. Hardee, R. G. Gordon, M. J. Aziz and M. P. Marshak, *Science*, 2015, **349**, 1529–1532.
- 585 Y. Jing, E. W. Zhao, M. A. Goulet, M. Bahari, E. M. Fell, S. Jin, A. Davoodi, E. Jonsson, M. Wu, C. P. Grey, R. G. Gordon and M. J. Aziz, *Nat. Chem.*, 2022, **14**, 1103–1109.
- 586 T. Janoschka, N. Martin, U. Martin, C. Friebe, S. Morgenstern, H. Hiller, M. D. Hager and U. S. Schubert, *Nature*, 2015, **527**, 78–81.
- 587 J. Luo, B. Hu, C. Debruler and T. L. Liu, *Angew. Chem.*, 2017, **130**, 237–241.
- 588 J. Luo, B. Hu, M. Hu, W. Wu and T. L. Liu, *Angew. Chem., Int. Ed.*, 2022, **61**, e202204030.
- 589 S. Hu, T. Li, M. Huang, J. Huang, W. Li, L. Wang, Z. Chen, Z. Fu, X. Li and Z. Liang, *Adv. Mater.*, 2021, **33**, e2005839.
- 590 K. Lin, Q. Chen, M. R. Gerhardt, L. Tong, S. B. Kim, L. Eisenach, A. W. Valle, D. Hardee, R. G. Gordon, M. J. Aziz and M. P. Marshak, *Science*, 2015, **349**, 1529–1532.
- 591 A. Hollas, X. Wei, V. Murugesan, Z. Nie, B. Li, D. Reed, J. Liu, V. Sprenkle and W. Wang, *Nat. Energy*, 2018, **3**, 508–514.
- 592 G. Tang, K. Peng, Y. Liu, J. Fang, W. Wu, Z. Yang and T. Xu, *Angew. Chem., Int. Ed.*, 2025, **64**, e202501458.
- 593 Y. Liu, M.-A. Goulet, L. Tong, Y. Liu, Y. Ji, L. Wu, R. G. Gordon, M. J. Aziz, Z. Yang and T. Xu, *Chem*, 2019, **5**, 1861–1870.
- 594 G. Tang, W. Wu, Y. Liu, K. Peng, P. Zuo, Z. Yang and T. Xu, *Nat. Commun.*, 2025, **16**, 47.
- 595 B. Hu, C. DeBruler, Z. Rhodes and T. L. Liu, *J. Am. Chem. Soc.*, 2017, **139**, 1207–1214.
- 596 H. Lebel, D. Rochefort, C. Lai, T. Boulanger, A. Debais, L. Hamlet, M. Maleki and M. A. Goulet, *J. Am. Chem. Soc.*, 2025, **147**, 17555–17560.
- 597 S. Pang, L. Li, Y. Ji and P. Wang, *Angew. Chem., Int. Ed.*, 2024, **63**, e202410226.
- 598 G. Ge, F. Li, M. Yang, Z. Zhao, G. Hou, C. Zhang and X. Li, *Adv. Mater.*, 2024, **36**, e2412197.
- 599 G. Ge, C. Mu, Y. Wang, C. Zhang and X. Li, *J. Am. Chem. Soc.*, 2025, **147**, 4790–4799.
- 600 B. Hu, H. Li, H. Fan and J. Song, *Energy Storage Mater.*, 2023, **59**, 102789.
- 601 Z. Zhao, T. Li, C. Zhang, M. Zhang, S. Li and X. Li, *Nat. Sustainable*, 2024, **7**, 1273–1282.
- 602 P. Zhang, Y. Liu, J. Wei, Z. Wu, X. Song, G. Ding, H. Wang, J. Liang, Z. Tie and Z. Jin, *Nat. Commun.*, 2025, **16**, 4727.
- 603 Y. Liu, P. Zhang, Z. Wu, J. Wei, G. Ding, X. Song, J. Ma, W. Wang and Z. Jin, *J. Am. Chem. Soc.*, 2024, **146**, 3293–3302.
- 604 M. E. Carrington, K. Sokolowski, E. Jonsson, E. W. Zhao, A. M. Graf, I. Temprano, J. A. McCune, C. P. Grey and O. A. Scherman, *Nature*, 2023, **623**, 949–955.
- 605 X. Liu, X. Zhang, C. Bao, Z. Wang, H. Zhang, G. Li, N. Yan, M.-J. Li and G. He, *CCS Chem.*, 2023, **5**, 2334–2347.
- 606 X. Liu, H. Zhang, C. Liu, Z. Wang, X. Zhang, H. Yu, Y. Zhao, M. J. Li, Y. Li, Y. L. He and G. He, *Angew. Chem., Int. Ed.*, 2024, **63**, e202405427.
- 607 L. Li, E. Yao, Y. Ji and P. Wang, *Angew. Chem., Int. Ed.*, 2025, e202423219.
- 608 C. Ye, R. Tan, A. Wang, J. Chen, B. Comesana Gandara, C. Breakwell, A. Alvarez-Fernandez, Z. Fan, J. Weng, C. G. Bezzu, S. Guldin, N. P. Brandon, A. R. Kucernak, K. E. Jelfs, N. B. McKeown and Q. Song, *Angew. Chem., Int. Ed.*, 2022, **61**, e202207580.
- 609 C. Ye, A. Wang, C. Breakwell, R. Tan, C. Grazia Bezzu, E. Hunter-Sellers, D. R. Williams, N. P. Brandon, P. A. A. Klusener, A. R. Kucernak, K. E. Jelfs, N. B. McKeown and Q. Song, *Nat. Commun.*, 2022, **13**, 3184.
- 610 A. Wang, R. Tan, D. Liu, J. Lu, X. Wei, A. Alvarez-Fernandez, C. Ye, C. Breakwell, S. Guldin, A. R. Kucernak, K. E. Jelfs, N. P. Brandon, N. B. McKeown and Q. Song, *Adv. Mater.*, 2023, **35**, e2210098.
- 611 P. Zuo, C. Ye, Z. Jiao, J. Luo, J. Fang, U. S. Schubert, N. B. McKeown, T. L. Liu, Z. Yang and T. Xu, *Nature*, 2023, **617**, 299–305.
- 612 J. Fang, G. Zhang, M. A. Goulet, P. Zuo, Y. Zhou, H. Li, J. Jiang, M. D. Guiver, Z. Yang and T. Xu, *Nat. Commun.*, 2025, **16**, 3282.
- 613 K. Peng, C. Zhang, J. Fang, H. Cai, R. Ling, Y. Ma, G. Tang, P. Zuo, Z. Yang and T. Xu, *Angew. Chem., Int. Ed.*, 2024, **63**, e202407372.
- 614 T. Wong, Y. Yang, R. Tan, A. Wang, Z. Zhou, Z. Yuan, J. Li, D. Liu, A. Alvarez-Fernandez, C. Ye, M. Sankey, D. Ainsworth, S. Guldin, F. Foglia, N. B. McKeown, K. E. Jelfs, X. Li and Q. Song, *Joule*, 2025, **9**, 101795.
- 615 Y. H. Zhu, Y. F. Cui, Z. L. Xie, Z. B. Zhuang, G. Huang and X. B. Zhang, *Nat. Rev. Chem.*, 2022, **6**, 505–517.
- 616 D. Xi, A. M. Alfaraidi, J. Gao, T. Cochard, L. C. I. Faria, Z. Yang, T. Y. George, T. Wang, R. G. Gordon, R. Y. Liu and M. J. Aziz, *Nat. Energy*, 2024, **9**, 479–490.

