

Cite this: *Polym. Chem.*, 2022, **13**, 479Received 9th November 2021,
Accepted 17th December 2021

DOI: 10.1039/d1py01510a

rsc.li/polymers

Putting the RAFT in GRAFT: intermolecular graft exchange between bottlebrush polymers using reversible addition–fragmentation chain transfer†

Satu Häkkinen, ^a Billy Dyer,^a Andrew Kerr^a and Sébastien Perrier ^{*a,b}

A versatile synthetic methodology is presented for the preparation of graft copolymers with mixed graft distributions using reversible addition–fragmentation chain transfer (RAFT). The approach harnesses the ability of Z group-tethered grafts to fragment off the backbone to facilitate intermolecular graft exchange reactions between distinct starting materials.

The discovery and industrious development of controlled polymerisation techniques have allowed the construction of macromolecules with intricate architectures and functionalities.¹ Today, architectural design is an elemental step in adjusting polymer properties to suit its application. Further exploration of new synthetic routes is needed to expand the horizons of functional polymers.^{2,3}

Branched architectures have been widely studied for their intriguing solution and bulk properties arising from their high density, reduced interchain penetration and entanglements, and conformational constraints imposed by their branching points.^{4,5} Amongst them, graft copolymers continue to be of interest to material scientists.^{6–8} The field has stemmed three synthetic strategies for their preparation, all of which may be used in conjunction with one or more polymerisation techniques. These include polymerisation of macromonomers (*grafting through*), conjugation of grafts to a substrate (*grafting to*), and polymerisation of grafts from initiating sites on a substrate (*grafting from*).⁷

The *grafting from* approach is a versatile synthetic strategy from a chemical and a mechanistic standpoint when conducted as a RAFT polymerisation.^{9–12} In RAFT *grafting from* polymerisations initiating sites (*i.e.*, RAFT agents) may be tethered to a substrate *via* the reinitiating R group or the stabilising Z group, giving rise to two mechanistically different reac-

tions with each having their benefits and limitations.⁹ In the R group approach propagating graft radicals remain covalently bound to the substrate, resulting in similar reaction mechanics to *grafting from* polymerisations conducted with other controlled polymerisation techniques. The Z group reaction mechanism is unique to RAFT polymerisation and akin to reversible *grafting to* radical reactions. In the Z group approach – also known as the *transfer to* approach¹³ – grafts fragment off their graft sites to propagate and may diffuse freely in the reaction medium. We hypothesised that the graft fragmentation should lead to intermolecular graft exchange if graft radicals were able to diffuse away from their original graft sites and close to those on another molecule (Scheme 1). Building on this feature, the Z group approach could be used to exchange distinct grafts in a mixture of graft copolymers to yield hybrid products, giving access to heterograft structures in a simple manner. While densely grafted heterograft copolymers may also be conveniently produced *via* the *grafting through* strategy, these polymerisations can suffer from poor control when conducted using RAFT and targeting long backbones due to steric hindrance congestion near the propagating and dormant chain-ends.¹⁴ It is therefore useful to find alternative ways to achieve these structures.

We present two convenient routes through which graft copolymers with mixed graft distributions – such as heterograft copolymers – may be prepared using the Z group mechanism. The first route involves mixing two or more structurally different graft copolymers in solution and subsequent initiation to induce graft interchange. The exchange may also be conducted using a mixture of graft copolymers and linear polymers capable of forming a chain radical. In the second approach a linear polymer with chain transfer agent-functionalised side groups (pCTA) and a linear polymer with a RAFT end-group are reacted to graft the linear chains to the pCTA using radical reactions.

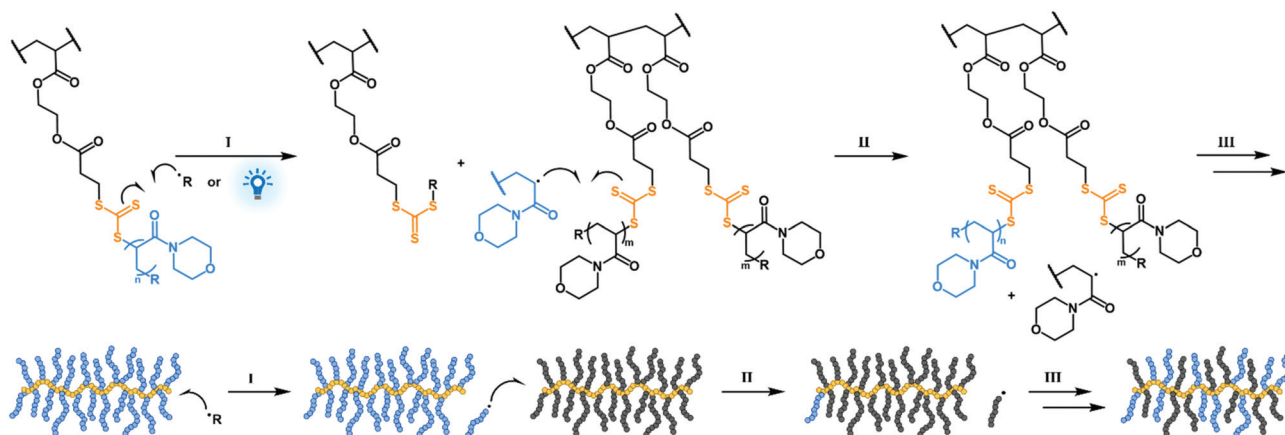
A library of graft copolymers was prepared for the graft exchange study using a three-step synthetic protocol. In short, RAFT polymerisation and post-modification of poly(2-hydroxyethyl acrylate) (pHEA) was conducted to give a functionalised

^aDepartment of Chemistry, University of Warwick, Coventry CV4 7AL, UK.
E-mail: s.perrier@warwick.ac.uk

^bWarwick Medical School, University of Warwick, Coventry CV4 7AL, UK

† Electronic supplementary information (ESI) available: Experimental details and characterisation data. See DOI: 10.1039/d1py01510a





Scheme 1 Proposed graft exchange mechanism. Radical addition or photolysis of a grafting site leads to graft fragmentation (I) and intermolecular addition to another RAFT agent, consequently fragmenting the original graft (II). Repeated events (III) give a homogeneous product.

pHEA with 3-(((1-methoxy-1-oxopropan-2-yl)thio)carbo-
nothioyl)thio)propanoic acid (MPPATC) tethered to the
hydroxy groups *via* the Z group. Using such pCTAs as photoin-
ferter, ¹⁵ a series of graft copolymers was prepared by polymer-
ising 4-acryloylmorpholine (NAM) *via* the Z group approach
under blue light irradiation. The products were isolated
through repeated precipitations to remove any residual
monomer and terminated linear polymers and characterised
with size-exclusion chromatography (SEC) and ¹H NMR spec-
troscopy. A selection of linear polymers was prepared *via*
photoiniferter RAFT polymerisations of NAM to study the
linear chain grafting approach. (ESI†: full synthesis and
characterisation details of all materials.)

To test our hypothesis of intermolecular graft exchange
taking place upon fragmentation of Z group tethered grafts, a
reaction was conducted between pHEA_{23-graft}-pNAM₁₀ and
pHEA_{23-graft}-pNAM₈₇ under typical RAFT polymerisation
conditions using an equal mass of each polymer and dimethyl 2,2'-
azobis(2-methylpropionate) (V-601) initiator ([CTA]/[I]₀ = 20)
at 75 °C in dioxane. The polymers comprised identical backbones
(DP 23) but different graft lengths (DPs 10 and 87) and were
therefore expected to exhibit a unimodal molecular weight
distribution (MWD) upon a successful exchange. Samples were
withdrawn throughout the reaction for SEC analysis. The chro-
matogram of a sample taken before initiation showed two distinct
MWDs, corresponding to pHEA_{23-graft}-pNAM₁₀ with short
grafts at the lower end and pHEA_{23-graft}-pNAM₈₇ with longer
grafts at the higher end of the molecular weight range (Fig. 1A).
Changes in the MWDs after 15 minutes indicated a successful
initiation of intermolecular graft exchange. This change became
more apparent with increasing reaction time as the larger and
smaller species continued to shift towards lower and higher
molecular weights, respectively. After 3 h the exchange was
sufficient to result in a nearly uniform MWD with $M_{n,SEC}$ =
39 600, D = 1.46, and a subtle peak split still visible. Roughly
4 wt% of terminated grafts were formed over 15 h, corres-
ponding to the expected 5 mol% termination due to the added

initiator¹⁶ and resulting in a reduced grafting density. The main
distribution exhibited subtle asymmetry after the reaction due
to different degrees of graft termination in the preparation of
the starting materials (Table S3†), which lead to the two poly-
mers having slightly different grafting densities and therefore
different chain volumes despite having indistinguishable graft
length distributions after the exchange. Overall, the data indi-
cated a successful graft exchange.

The reaction was repeated in the absence of exogenous
initiator by employing the side group trithiocarbonate as a
photoiniferter.¹⁵ A blue light induced reaction between
pHEA_{23-graft}-pNAM₁₀ and pHEA_{23-graft}-pNAM₈₇ at 40–50 °C
showed a nearly identical transformation of the MWD over
15 h, however the apparent rate of graft exchange was slower
than in the initiator-driven reaction (Fig. S12†). The slower
reaction rate was ascribed to a reduced frequency of successful
graft detachment events due to a slower rate of radical for-
mation, cage reactions, and/or slower radical diffusion.
Repeated attempts at 20–30 °C resulted in no apparent
exchange over 15 h, likely due to a reduced bond dissociation
and/or diffusivity.

One of the advantages of the presented synthetic strategy is
that the graft distribution may be adjusted with reaction stoi-
chiometry. This modularity could be particularly advantageous
in studies involving large polymer libraries in which one or
multiple properties, such as polymer aspect ratio, rigidity,
charge density, or a functionality are systematically varied. To
this end, photoiniferter graft exchange reactions were con-
ducted between pHEA_{133-graft}-pNAM₈ and pHEA_{133-graft}-
pNAM₂₉ in 2 : 1, 1 : 1, and 1 : 2 mass ratios of the two polymers
to yield three products with distinct hydrodynamic volumes
(Fig. 1B). Some termination was observed (≤7 wt%), the
amount of which increased with increasing average graft
length. A reaction between graft copolymers with both
different backbone and graft lengths, pHEA_{23-graft}-pNAM₁₀
and pHEA_{300-graft}-pNAM₅₁, resulted in a mixture of polymers
with similar graft size distributions but dissimilar hydrodyn-





Fig. 1 (A) SEC analysis of a graft exchange reaction between pHEA₂₃-graft-pNAM₁₀ and pHEA₂₃-graft-pNAM₈₇. (B) SEC analysis of pHEA₁₃₃-graft-pNAM₈, pHEA₁₃₃-graft-pNAM₂₉, and the products of exchange reactions carried out using 2:1, 1:1 and 1:2 mass ratios of the two polymers. Analysis was performed in DMF with DRI detection and PMMA calibration.

amic volumes (Fig. S10 and S11†). While these reactions were performed in the absence of monomer, the exchange could alternatively be carried out as a block extension of the original grafts.

Grafts may also be exchanged for linear chains capable of forming a chain radical, providing a versatile functionalisation strategy. This was demonstrated by exchanging grafts of pHEA₂₃-graft-pNAM₁₀ for pyrene-functional linear pNAM₁₅ under blue light irradiation. Equimolar amounts of linear chains and grafts were used in an attempt to exchange 50% of the original grafts for pyrene-functional grafts. The reaction was monitored by SEC using UV detection at a 265 nm wavelength, at which pyrene has a strong absorption but trithiocarbonate groups absorb only weakly. The data showed a gradual

increase in the UV absorption of the graft copolymer relative to the linear polymer, reaching 45% of total absorption over 24 h and confirming a successful functionalisation of the bottle-brush polymer with a fluorescent probe (Fig. 2).

The Z group approach reaction mechanism was also used to access the graft copolymer architecture by reacting linear pNAM chains with a pCTA. Using this strategy, graft copolymers may be prepared from a mixture of linear polymers in a similar fashion to previously reported *grafting to* reactions with polymeric radicals.¹⁷ Due to the ability of grafts to continuously fragment off the backbone, the reaction was expected to reach an equilibrium wherein the addition and fragmentation of grafts takes place at equal rates. Therefore, the reactions would result in a mixture of graft copolymers and linear chains which would need to be separated to isolate the desired

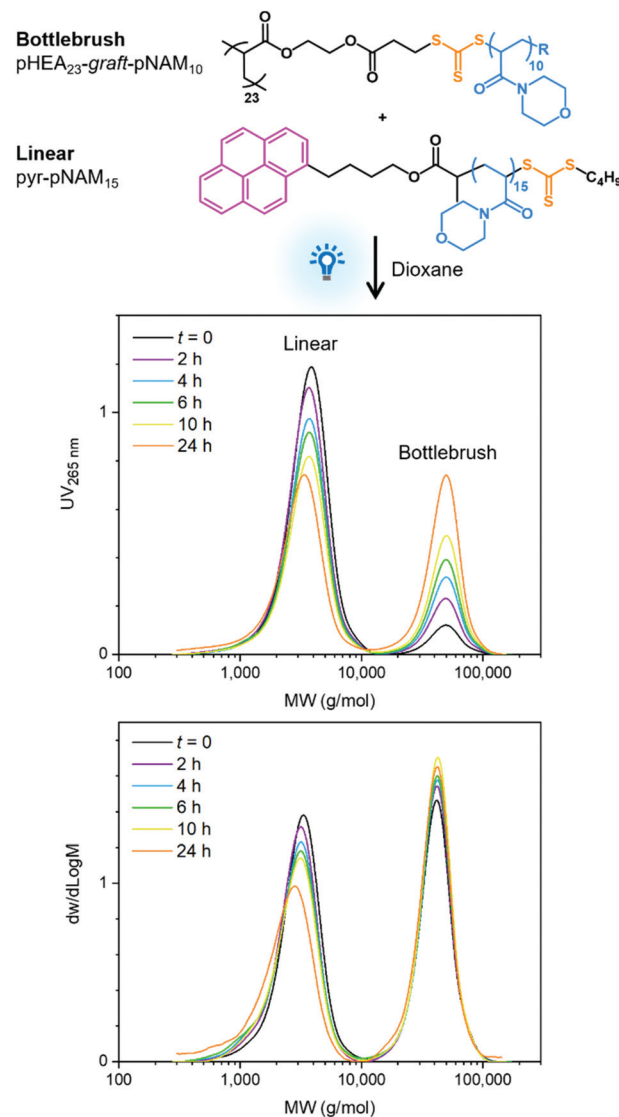


Fig. 2 SEC data shows exchange of pHEA₂₃-graft-pNAM₁₀ grafts for pyrene-functional linear pNAM₁₅ chains. Analysis was conducted in CHCl₃ with DRI and UV_{265 nm} detection and PMMA calibration.



product. The ratio of linear chains to backbone CTAs in the reaction was expected to determine the number of linear chains attached to the backbone.

To this end, pNAM₄₄ was reacted with pCTA₃₀₀ in a 1 : 1 molar ratio of linear chains to backbone CTAs in the presence of V-601 ([CTA]₀/[I]₀ = 20) in dioxane at 75 °C. SEC indicated a rapid increase in the hydrodynamic volume of pCTA₃₀₀ within the first 30 min as linear chains were grafted to the polymer (Fig. 3A). The reaction was fast, and samples taken at longer reaction times indicated very little change in the MWD as the reaction reached an equilibrium. The fraction of grafted chains was estimated by monitoring the formation of UV-active, end-group-derived by-products resulting from chain grafting to the backbone. The initial molar ratio of pNAM₄₄ to

backbone CTAs was estimated from their respective peak areas $A_{UV,pNAM}$ and $A_{UV,pCTA}$ as

$$R_{pNAM/CTA} = \frac{A_{UV,pNAM}}{A_{UV,pCTA}}$$

However, the molar absorptivities of backbone CTAs and pNAM₄₄ were not known to be equal and the relative areas were only used as an approximation.¹⁸ The relative fraction of grafted linear chains, which is descriptive of the grafting density, was calculated using the peak area of the by-products ($A_{UV,CTA}$) as

$$f_{Rel,UV} = R_{pNAM/CTA} \times \frac{A_{UV,CTA}}{A_{UV,CTA} + A_{UV,pNAM}}$$

by assuming the molar absorptivities of the by-products to roughly equal that of pNAM₄₄. The reaction reached a plateau after some 39% of the original R groups of MPPATC had been exchanged for a pNAM₄₄ chain, falling short of the theoretical maximum of 50%. The data was in a reasonably good agreement with the 31% grafting calculated from RI vs. RT data (Table S7†).

An excess of linear chains was used in subsequent reactions to target higher grafting densities. Steric shielding effects near the reactive sites were anticipated to set a practical upper limit for the number of grafts per backbone. Grafting was carried out using 3 : 1 and 5 : 1 molar ratios of pNAM₄₄ to backbone CTAs, expecting to reach $f_{Rel,UV} = 75\%$ and 83% , respectively, but observing 67% and 72% after 4 h (Fig. 3B). The data suggested that even with a large excess of linear polymer roughly 30% of backbone repeating units remained without a graft.

While this approach limits the achievable grafting density, it gives an excellent control over graft dispersity. Three grafting reactions between pCTA₃₀₀ and pNAM (DP 20, 30, and 44) were conducted to compare the MWDs of the grafted chains after cleaving them off the backbone. Grafting was performed under blue light irradiation over 1.5 h with an equimolar ratio of linear chains to backbone CTAs, resulting in a 30–35% grafting density. After isolating the graft copolymers from linear chains through repeated precipitations, the grafts were fragmented off the backbone with blue light irradiation in the presence of 1-ethylpiperidine hypophosphite¹⁹ and analysed by SEC (Fig. 4). The cleaved grafts retained the molecular weight and dispersity of the original linear polymer well, and a clear distinction could be made between the three graft lengths after cleavage. In contrast, grafts polymerised through the Z group approach exhibited much higher dispersities ($D = 1.58$ – 1.98) regardless of the backbone or graft length. The poor control was to be expected due to chain transfer to the graft sites being hindered by steric shielding effects and the fast propagation rate of NAM.^{16,20} The new approach seems beneficial when low dispersity grafts are preferred over high grafting densities or when the selected materials cannot be synthesised through *grafting from* polymerisations. The strategy is applicable to linear polymers prepared through other polymeris-

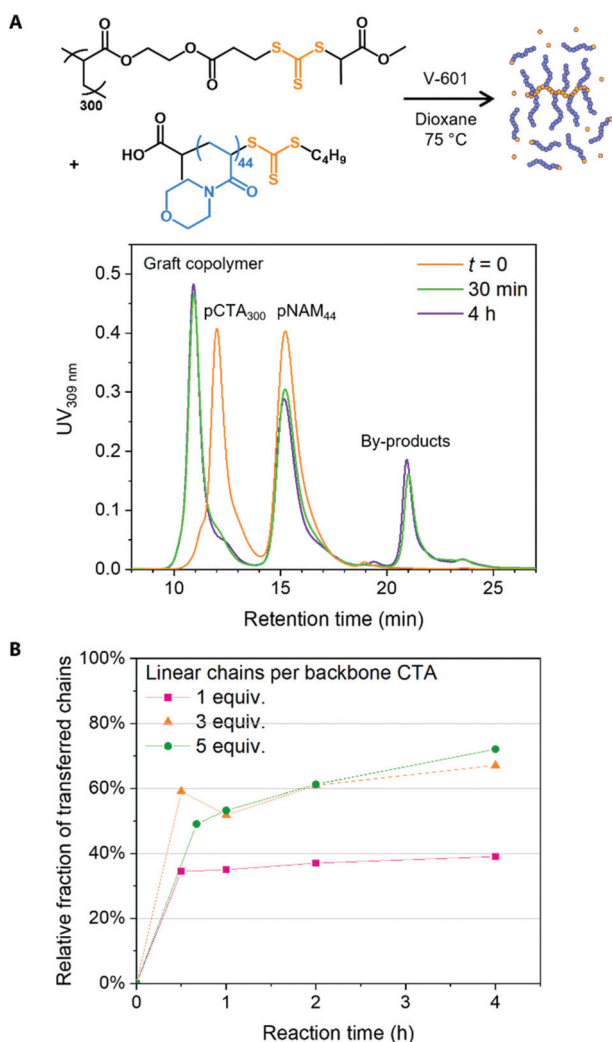


Fig. 3 (A) SEC data for the transfer of pNAM₄₄ to pCTA₃₀₀ in the presence of V-601 at 75 °C in dioxane. A_{UV} was normalised for each dataset. Analysis was conducted in DMF with DRI and UV_{309 nm} detection and PMMA calibration. (B) Relative fraction of transferred linear chains ($f_{Rel,UV}$), descriptive of the grafting density, plotted against reaction time in reactions with 1 : 1, 3 : 1, and 5 : 1 pNAM to backbone CTA ratios.



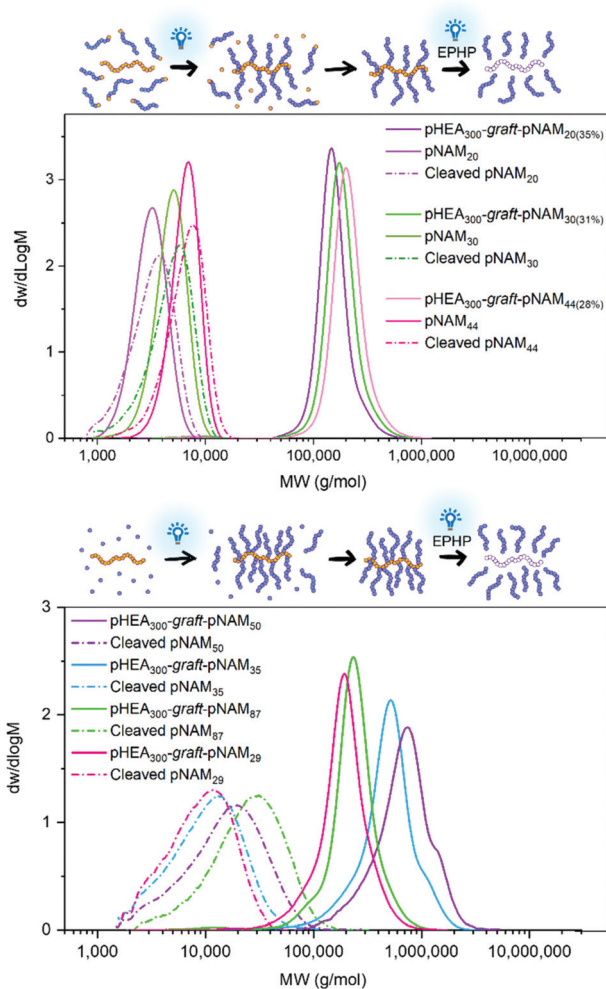


Fig. 4 SEC data of grafts cleaved off polymers synthesised *via* grafting of linear pNAM to pCTA₃₀₀ (top) and the Z group approach (bottom). Analysis was conducted in DMF with DRI detection and PMMA calibration.

ation methods, provided that they carry a suitable radical-forming functionality.

In conclusion, the Z group approach was used to realise two new synthetic strategies that may be adapted as a convenient way to construct heterograft copolymers and other mixed graft distributions. In applying Z group grafting strategies, attention should be paid to the radical flux to minimise graft termination which may generally be expected to increase with increasing graft length due to steric shielding effects. Parameters such as reaction temperature, viscosity, concentration,²¹ and solvent quality²² may be used to optimise each system. In reactions employing various monomer families (*e.g.*, methacrylic and acrylic monomers) the relative reactivities and radical stabilities of each should be taken into consideration. The versatile UV absorption characteristics and reactivities of RAFT agents may be explored further to develop more elegant grafting strategies. The scope of our work may be expanded beyond RAFT chemistry by employing polymers pre-

pared through other polymerisation techniques carrying radical forming functionalities.

Conflicts of interest

There are no conflicts to declare.

Acknowledgements

Lubrizol is acknowledged for the provision of scholarships (SH and AK).

Notes and references

- R. B. Grubbs and R. H. Grubbs, *Macromolecules*, 2017, **50**, 6979.
- A. S. Abd-El-Aziz, M. Antonietti, C. Barner-Kowollik, W. H. Binder, A. Böker, C. Boyer, M. R. Buchmeiser, S. Z. D. Cheng, F. D'Agosto, G. Floudas, H. Frey, G. Galli, J. Genzer, L. Hartmann, R. Hoogenboom, T. Ishizone, D. L. Kaplan, M. Leclerc, A. Lendlein, B. Liu, T. E. Long, S. Ludwigs, J. F. Lutz, K. Matyjaszewski, M. A. R. Meier, K. Müllen, M. Müllner, B. Rieger, T. P. Russell, D. A. Savin, A. D. Schlüter, U. S. Schubert, S. Seiffert, K. Severing, J. B. P. Soares, M. Staffilani, B. S. Sumerlin, Y. Sun, B. Z. Tang, C. Tang, P. Théato, N. Tirelli, O. K. C. Tsui, M. M. Unterlass, P. Vana, B. Voit, S. Vyazovkin, C. Weder, U. Wiesner, W. Y. Wong, C. Wu, Y. Yagci, J. Yuan and G. Zhang, *Macromol. Chem. Phys.*, 2020, **221**, 2000216.
- K. Parkatzidis, H. S. Wang, N. P. Truong and A. Anastasaki, *Chem*, 2020, **6**, 1575.
- S. E. Seo and C. J. Hawker, *Macromolecules*, 2020, **53**, 3257.
- G. Polymeropoulos, G. Zapsas, K. Ntetsikas, P. Bilalis, Y. Gnanou and N. Hadjichristidis, *Macromolecules*, 2017, **50**, 1253.
- M. Müllner and A. H. E. Müller, *Polymer*, 2016, **98**, 389.
- G. Xie, M. R. Martinez, M. Olszewski, S. S. Sheiko and K. Matyjaszewski, *Biomacromolecules*, 2019, **20**, 27.
- Z. Li, M. Tang, S. Liang, M. Zhang, G. M. Biesold, Y. He, S.-M. Hao, W. Choi, Y. Liu, J. Peng and Z. Lin, *Prog. Polym. Sci.*, 2021, **116**, 101387.
- J. C. Foster, S. C. Radzinski and J. B. Matson, *J. Polym. Sci., Part A: Polym. Chem.*, 2017, **55**, 2865.
- A. Kerr, M. Hartlieb, J. Sanchis, T. Smith and S. Perrier, *Chem. Commun.*, 2017, **53**, 11901.
- S. Shanmugam, J. Cuthbert, T. Kowalewski, C. Boyer and K. Matyjaszewski, *Macromolecules*, 2018, **51**, 7776.
- J. Tanaka, S. Häkkinen, P. T. Boeck, Y. Cong, S. Perrier, S. S. Sheiko and W. You, *Angew. Chem.*, 2020, **59**, 7203.
- B. S. Sumerlin, *ACS Macro Lett.*, 2012, **1**, 141.
- T. G. Floyd, S. Häkkinen, S. C. L. Hall, R. M. Dalglish, A.-C. Lehnen, M. Hartlieb and S. Perrier, *Macromolecules*, 2021, **54**, 9461.



- 15 M. Chen, M. Zhong and J. A. Johnson, *Chem. Rev.*, 2016, **116**, 10167.
- 16 S. Perrier, *Macromolecules*, 2017, **50**, 7433.
- 17 G. Wang and J. Huang, *Polym. Chem.*, 2014, **5**, 277.
- 18 K. Skrabania, A. Miasnikova, A. M. Bivigou-Koumba, D. Zehm and A. Laschewsky, *Polym. Chem.*, 2011, **2**, 2074.
- 19 R. N. Carmean, C. A. Figg, G. M. Scheutz, T. Kubo and B. S. Sumerlin, *ACS Macro Lett.*, 2017, **6**, 185.
- 20 M. G. Fröhlich, P. Vana and G. Zifferer, *Macromol. Theory Simul.*, 2007, **16**, 610.
- 21 M. M. Nardai and G. Zifferer, *Polymer*, 2013, **54**, 4183.
- 22 M. G. Fröhlich, M. M. Nardai, N. Förster, P. Vana and G. Zifferer, *Polymer*, 2010, **51**, 5122.

