

Cite this: *Polym. Chem.*, 2020, **11**, 4933

Intrinsic flame retardant phosphonate-based vitrimers as a recyclable alternative for commodity polymers in composite materials†

Jens C. Markwart,^a Alexander Battig,^b Tobias Urbaniak,^c Katharina Haag,^c Katharina Koschek,^c Bernhard Schartel^c and Frederik R. Wurm^{*a}

Recycling of crosslinked fiber-reinforced polymers is difficult. Moreover, as they are often based on flammable resins, additional additives are needed. So-called “vitrimers” open the possibility of recycling and reprocessing and repairing with dynamically crosslinked chemistries. To date, vitrimer-based composites still need flame retardant additives, such as organophosphates. An additive-free vitrimer composite has not been reported. Herein, we synthesized an intrinsic flame-retardant vitrimer, relying on vinylogous polyurethanes containing covalently installed phosphonates as flame-retardant units and prepared glass-fiber-reinforced composites. We studied recycling and flame retardant properties and compared the data to phosphorus-free vitrimers and conventional epoxy resins (with and without additive flame retardant). Our phosphonate-based vitrimer proved in first tests, a flame retardant effect comparable to commercial flame retardant resins. The bending strength and bending modulus for the phosphorus-vitrimer glass fiber composites were comparable to glass fiber composites with permanently cross-linked epoxies. In summary, we were able to prove that the covalent installation of phosphonates into vitrimers allows the preparation of recyclable and intrinsic flame retardant composites that do not need flame retardant additives. We believe this concept can be expanded to other polymer networks and additives to generate recyclable and sustainable high-performance materials.

Received 19th February 2020,
Accepted 6th June 2020

DOI: 10.1039/d0py00275e

rsc.li/polymers

Introduction

Cross-linked-polymer composites based on epoxy resins that are currently on the market cannot be chemically recycled and often show high flammability without flame retardant additives. The development of dynamic covalent polymer networks gave access to the first composite materials with the potential for a circular economy.¹ To date, however, additives such as flame retardants are still required for these materials if they are to follow safety regulations. Herein, we present a phosphonate-based and intrinsic flame-retardant dynamic polymer network based on vinylogous polyurethanes, eliminating the need for additional flame retardant additives. We show their recyclability, use in glass-fiber composites, and study their

flame retardancy. We compared the materials to widely used – but not recyclable – epoxy resins, exemplarily.

Due to the high flammability of epoxy resins, flame retardant additives are required to fulfill current regulatory safety requirements.² However, the extensively used halogenated, mostly brominated, flame retardants are being phased out due to their potential negative environmental impacts and toxicity.^{3–6} Therefore, halogenated flame retardants are often substituted by phosphorus-based flame retardants. Due to the chemical versatility of phosphorus chemistry and high effectiveness at already low loadings, phosphorus-containing flame retardants gained recently a lot of attention in academia and industry.⁶

Most flame retardants are used as additives, *i.e.* not covalently connected to the polymer matrix. The physical blending, however, may result in leaching from the polymer matrix or alter its mechanical properties, which holds especially true for low molecular weight additives, making intrinsic flame-retardant polymeric materials more attractive.

Dynamic covalent polymer networks, which are often described as a new class of organic materials, were first reported by Leibler *et al.* in 2011, based on an epoxy resin.^{7,8} The resin was cross-linked with di- and tri-carboxylic acids.

^aMax Planck Institute for Polymer Research, Ackermannweg 10, 55128 Mainz, Germany. E-mail: wurm@mpip-mainz.mpg.de

^bBundesanstalt für Materialforschung und -prüfung (BAM), Unter den Eichen 87, 12205 Berlin, Germany

^cFraunhofer Institute for Manufacturing Technology and Advanced Materials IFAM, Wiener Strasse 12, 28359 Bremen, Germany

† Electronic supplementary information (ESI) available. See DOI: 10.1039/d0py00275e



The addition of mild Lewis acid catalyst (like zinc acetate) combined the classical mechanical properties of an epoxy resin with the ability to reprocess and reshape after full curing.⁹ These so-called “vitrimers” have the unique characteristic that the cross-linking points exchange under thermal stimulation following an associative exchange mechanism, thus keeping the cross-linking density constant. The combination of mechanical properties and the insolubility of thermosets with a gradual change in viscosity like inorganic glasses enables processing similar to thermoplastic materials, *e.g.* extrusion.^{10–12}

The first vitrimers were based on catalyzed transesterification. Since then, several different chemistries, such as olefin metathesis,^{13,14} aromatic disulfide metathesis,¹⁵ amine exchange of vinylogous urethanes,^{11,16} transalkylation of triazonium salts,¹⁷ transesterification of boronic esters,¹⁸ and diboroxolan metathesis have been reported.¹⁹

Particularly for the preparation of recyclable or reshapable composites, vitrimers could find a promising application. Composites, containing glass or carbon fibers, are gaining increased attention as lightweight and durable alternatives to metals. These unique properties are especially interesting in structural applications like civil infrastructures or vehicles, where they are already used in Formula One or luxury cars, but it is expected that they find increased use in the automotive sector, *e.g.* for electric vehicles.²⁰

However, for fiber composites, each component requires its own mold, which needs to be individually fabricated. This expensive process makes composites unsuitable for low production volumes. If it were possible to create a basic shape prepared from vitrimers, which then could be reshaped and formed to the final dimensions, a reduction in costs could be achieved.

Another challenge, which could be overcome by vitrimers, is that with the increasing size of the fabricated composite pieces, the risks of defects and challenges in manufacturing also increase. Thus, composites cannot always be prepared from a single part but engineers are forced to split larger parts into several smaller ones, which require later assembly and fixation strategies. For thermoplastic composites, several welding techniques are known.^{21,22} In contrast, for thermoset composites, which mostly exhibit more desirable mechanical properties, welding and reprocessing is not an option, because of the cross-linked structure after curing. Therefore, thermoset based composites require mechanical jointing^{23,24} of the different parts or the use of an additional adhesive.^{25–29} Due to the possibility for reshaping with temperature, vitrimers represent a potential solution to this issue, as highlighted in previous work.³⁰ Furthermore, vitrimers open the possibility of repairing, recycling, including reprocessing, and separation of the fibers from the matrix, which is almost impossible for conventional fiber-reinforced polymer composites.³¹

Vitrimers based on vinylogous urethanes were reported in a series of elegant papers by the Du Prez lab. They are an attractive pathway to catalyst-free vitrimers with similar mechanical properties to different commodity polymers.^{11,16,32} However,

most of these vitrimers are highly flammable, making a phosphorus-containing vitrimer an attractive approach to intrinsic flame retardant vitrimers for composite applications. Recently, Wang *et al.* prepared phosphate-based vitrimers by a Schiff-base chemistry.³³ Herein, we prepare a phosphonate-based flame-retardant vitrimer by the versatile vinylogous polyurethane chemistry and compare it to a phosphorus-free analog. Besides, the polymerization was conducted in the presence of glass fibres to present the first vitrimer-embedded and flame retardant composite material. We believe the additional installation of functions into recyclable vitrimers will broaden their scope for a future circular economy.

Experimental

Materials

All chemicals were purchased from commercial suppliers (Sigma Aldrich and Acros Organics) as reagent grade and used without further purification.

Methods

DSC. For Differential Scanning Calorimetry (DSC), a Mettler Toledo DSC 823^e was used. With a heating and cooling rate of 10 K min⁻¹ three measurements of heating, cooling and heating were performed. The measurements were done in a nitrogen atmosphere with a flow rate of 30 mL min⁻¹.

TGA. For the thermogravimetric analysis (TGA) of the neat flame retardants, a Mettler Toledo TGA/DSC 3+ or a Q5000 from TA Instruments in a nitrogen or oxygen atmosphere was used. Using 10 mg of the sample, the measurements were performed in a range from 25 °C to 600 °C or 800 °C with a heating rate of 10 K min⁻¹.

Cone calorimeter. All epoxy resin samples were subjected to bench-scale forced flaming combustion using a cone calorimeter (Fire Testing Technology Ltd, East Grinstead, UK) at a distance of 35 mm between specimen and cone heater and a heat flux of 50 kW m⁻² and in accordance with ISO 5660. Specimens sized 100 × 100 × 4 mm³ were conditioned at 23 °C and 50% relative humidity for at least 48 hours and then subjected to irradiation.

Atmospheric solids analysis probe mass spectra. Atmospheric solids analysis probe (ASAP) mass spectra were measured on an Advion expression compact mass spectrometer.

NMR. Nuclear magnetic resonance (NMR) analysis, ¹H, ³¹P {¹H} and ¹³C {¹H} NMR spectra were recorded with Bruker Avance spectrometers operating with 250, 300, 500 and 700 MHz frequencies in deuterated chloroform, deuterated dimethyl sulfoxide or deuterated *N,N*-dimethylformamide as a solvent. The calibration of the spectra was done against the solvent signal. The spectra were analyzed using MestReNova 9 from Mestrelab Research S.L.

Solid-state NMR. ³¹P MAS NMR measurements were performed with a standard 4 mm magic angle spinning MAS



double-resonance probe head at 298 K and 121.5 MHz Larmor frequency.

Dynamic mechanical analysis (DMA). Dynamic mechanical analysis (DMA) was performed using an Advanced Rheometric Expansion System (ARES) equipped with a force-rebalanced transducer. Plate–plate geometry was used with plate diameters of 6 mm. The gap between plates was around 1 mm. Experiments were performed under a dry nitrogen atmosphere. The isochronal temperature dependencies of G' and G'' were determined for $\omega = 10 \text{ rad s}^{-1}$.

UL-94. Underwriter's laboratory 94 (UL-94) tests were performed in vertical orientation according to the standard DIN EN 60695-11-10. Samples sized 125 mm \times 12 mm \times 3 mm were stored at 23 °C and 50% relative humidity until the mass was stable and at least for 80 h prior to measurement.

LOI. Limiting oxygen index (LOI) measurements were performed in accordance with ISO 4589-2. Samples sized 125 mm \times 6 mm \times 3 mm (type IV) were stored at 23 °C and 50% relative humidity until the mass was stable and at least for 80 h before being measured.

Syntheses

(4-(Hydroxymethyl)cyclohexyl)methyl 3-oxobutanoate (1a). 1,4 cyclohexane dimethanol (200 g; 1.39 mol; 2 eq.) and *tert*-butyl acetoacetate (115 mL; 693.41 mmol; 1 eq.) were dissolved in 250 mL of xylene in a 1 L flask equipped with a still head and condenser. The mixture was heated for 8 h at 135 °C. The *tert*-butanol side-product was removed by distillation during the reaction and the temperature in the still head was typically between 75 and 90 °C. When the temperature dropped to 50 °C, the mixture was cooled and the solvent was removed *in vacuo*. The excessive 1,4-cyclohexane dimethanol was removed by distillation at 160 °C at reduced pressure. The crude product was purified by flash chromatography (ethyl acetate/petroleum ether 3 : 7) to give a clear oil (yield: 91.6 g, 58%).

$^1\text{H NMR}$ (300 MHz, Chloroform- d , δ): 4.04 (d, 2H, *c-cis*), 3.94 (d, 2H, *c-trans*), 3.49 (d, 2H, *h-cis*), 3.43 (s, 2H, b), 3.42 (d, 2H, *h-trans*), 2.24 (s, 3H, a), 1.86–1.77 (m, 4H, d & g), 1.67–0.86 (m, 8H, e & f).

ASAP-MS: 229.2 $[\text{M} + \text{H}]^+$, 457.5 $[2\text{M} + \text{H}]^+$ (calculated M^+ : 228.14).

Monomer 1. To a dried three-necked, 1 L round bottom flask equipped with a dropping funnel, **1a** (51.61 g; 226.07 mmol; 2.03 eq.) and pyridine (18.3 mL; 226.07 mmol; 2.03 eq.) were added under an argon atmosphere and dissolved in dry dichloromethane (400 mL). Then, phenyl phosphonic dichloride (15.5 mL; 111.37 mmol; 1.0 eq.) dissolved in dry dichloromethane (100 mL) was added dropwise to the solution at room temperature. The reaction was allowed to stir overnight at room temperature and was then filtered. Afterward, the crude mixture was concentrated at reduced pressure, dissolved in toluene and then filtered to remove most of the ammonium salt byproduct. Then, the crude product was washed three times with water. The organic layer was dried over anhydrous magnesium sulfate, filtered, and dried *in vacuo*.

The crude product was purified by flash chromatography (ethyl acetate/petroleum ether 7 : 3) to give a clear, slight yellow oil (yield: 82.9 g, 69%).

$^1\text{H NMR}$ (300 MHz, chloroform- d , δ): 7.79–7.46 (m, 5H, i–k), 4.08–3.76 (m, 8H, c & h), 3.43 (s, 4H, b), 2.22 (s, 6H, a), 1.80 (m, 4H, d & g), 1.46–0.95 (m, 16H, e & f); $^{13}\text{C NMR}$ (75 MHz, chloroform- d , δ): $^{31}\text{P}\{\text{H}\}$ NMR (121 MHz, dichloromethane- d_2 , δ): 18.95 (d, 1P, 1).

ASAP-MS: 578.7 $[\text{M} + \text{H}]^+$ (calculated M^+ : 578.26).

1,4-Bis(hydroxymethyl)cyclohexane bis-acetoacetate. The synthesis was conducted as described elsewhere.³²

Polymerizations

Poly-1. Monomer **1** (170 g; 0.29 mol; 1 eq.) was added to a glass reactor, equipped with a mechanical stirrer and heated to 70 °C. A mixture of *m*-xylylenediamine (19.2 g; 0.14 mol; 0.48 eq.) and tris(2-aminoethyl)amine (16.3 g; 0.11 mol; 0.38 eq.) were added quickly to the reactor, in which monomer **1** was kept stirring. After 2 min, the mixture turned opaque due to phase separation (water release of the condensation reaction). The mixture was kept stirring at 250 rpm until stalling of the mechanical stirrer. The resulting crude product was removed from the reactor and pressed into a film of 1–2 mm between two Teflon sheets using a preheated press at 110 °C at 30 kN. After 30 min, the film was dried for 24 h in a convection oven at 90 °C, followed by a short post-curing process of 1 h at 150 °C. The yield was quantitative.

Poly-2. 1,4-Bis(hydroxymethyl)cyclohexane bis-acetoacetate (170 g; 0.54 mol; 1 eq.) was added to a glass reactor, equipped with a mechanical stirrer and heated to 70 °C. A mixture of *m*-xylylenediamine (35.6 g; 0.26 mol; 0.48 eq.) and tris(2-aminoethyl)amine (30.2 g; 0.21 mol; 0.38 eq.) were added quickly to the reactor, in which 1,4-bis(hydroxymethyl)cyclohexane bis-acetoacetate was kept stirring. After 2 min, the mixture turned opaque due to phase separation (water release of the condensation reaction). The mixture was kept stirring at 250 rpm until stalling of the mechanical stirrer. The resulting crude product was removed from the reactor and pressed into a film of 1–2 mm between two Teflon sheets using a preheated press at 110 °C at 30 kN. After 30 min, the film was dried for 24 h in a convection oven at 90 °C, followed by a short post-curing process of 1 h at 150 °C. The yield was quantitative.

Prepreg preparations

For poly-1: Monomer **1** (19.2 g; 33.2 mmol; 1 eq.) and the mixture of *m*-xylylenediamine (2.2 g; 15.9 mmol; 0.48 eq.) and tris(2-aminoethyl)amine (1.8 g; 12.6 mmol; 0.38 eq.) were weight into separate graduated cylinders and filled up to 55 mL with methanol to prepare separate stock solutions. For each prepreg, 5 mL of the two solutions were mixed quickly and 7.5 mL of this solution was then poured over twill weave glass fibres (Type 92125, Twill 2/2, 280 g m^{-2} , P-D Interglass Technologies GmbH, Erbach, Germany) in a silicon mould. The mould with the prepreg was transferred to a preheated convection oven at 60 °C and the methanol was removed for



30 min. The prepregs were cured for 24 h at 90 °C and 1 h at 150 °C.

For poly-2: 1,4-Bis(hydroxymethyl)cyclohexane bis-acetoacetate (17.3 g; 55.4 mmol; 1 eq.) and the mixture of *m*-xylylenediamine (3.6 g; 26.6 mmol; 0.48 eq.) and tris(2-aminoethyl)amine (3.1 g; 21.0 mmol; 0.38 eq.) were weight into separate graduated cylinders and filled up to 55 mL with methanol to prepare separate stock solutions. For each prepreg, 5 mL of the two solutions were mixed quickly and 7.5 mL of this solution were poured over twill weave glass fibres (Type 92125, Twill 2/2, 280 g m⁻², P-D Interglass Technologies GmbH, Erbach, Germany) in a silicon mould. The mould with the prepreg was transferred to a preheated convection oven at 60 °C and the methanol was removed for 30 min. The prepregs were cured for 24 h at 90 °C and 1 h at 150 °C.

Plates for cone calorimetry

The vitrimer was shredded in a blender (Bestek BTBL1193). 50 g of the resulting granulate were weighed into a 12 cm × 12 cm steel form. The form with the vitrimer was heated to 150 °C in the press without pressure to prevent deformation of the Teflo sheet. Afterwards, a sheet of Teflo was placed on top of the vitrimer and the stamp of the form was inserted. The pressure was adjusted to 20 kN at 150 °C for 30 min and to 50 kN for another 30 min. The form was allowed to cool to room temperature, while keeping the pressure at 50 kN.

3-Point-bending testing

Dimensions of the composite samples of 70 × 10 × 1.5 mm³ were exactly measured using a caliper (ABS Digimatic CD-15DCX, Mitutoyo Corp., Kawasaki, JP). Experiments were performed according to DIN EN ISO 14125 in a climatized lab (23 °C/50% RH). A universal testing machine (Machine: UTS Testsysteme GmbH & Co. KG, Ulm, DE; control system: Zwick Roell AG, Ulm, DE; Software: TestXpert II, V 3.1, Zwick Roell AG, Ulm, DE) with a load cell with a maximum capacity of 1 kN was used. The distance between the support roles was 56 mm. The displacement speed during the experiments was set to 5 mm min⁻¹.

Results and discussion

A novel phosphonate-based monomer (**1**) for vinylogous polyurethanes was prepared by a two-step synthesis (Fig. 1a). First, 1,4-cyclohexanedimethanol was transesterified with *tert*-butyl acetoacetate to **1a**, which was coupled with dichlorophenylphosphine oxide to compound **1**. **1** was obtained as a slightly yellow wax in 40% overall yield. To prevent a Knoevenagel condensation as a side reaction, pyridine was chosen as base to neutralize the hydrochloric acid formed during synthesis, instead of the commonly used triethylamine. The aryl group was installed for two reasons: firstly, it sterically protects the phosphoester-linkages from transesterification and secondly, it can act as a char precursor to improve the flame-retardant properties.

Characterization of **1** by ¹H and ³¹P NMR proved the successful synthesis (*cf.* Fig. 1 and ESI†); **1** exhibited a characteristic resonance at 18.95 ppm in the ³¹P NMR.

Monomer **1** was copolymerized with *m*-xylylendiamine and tris(2-aminoethyl)amine to generate the vinylogous polyurethanes. The polycondensation of the commercially available amines with the β-ketoester was conducted at room temperature in solution or elevated temperature in bulk to lower viscosity during the reaction (Fig. 1b and c). The formulation was derived from a previous publication.³² As phosphorus-free reference vitrimer, the vinylogous polyurethane previously published by Du Prez *et al.* was prepared (poly-2 in Fig. 1c), of which for the first time, fire performance was investigated and compared to poly-1.³²

During the spontaneous polycondensation, water is released, which needs to be removed. Therefore, the polymerized material was pressed to 1–2 mm thin plates at 90 °C by a hydraulic press to remove the generated water during the thermal curing in a convection oven. The oven was preheated to 90 °C and the temperature was increased to 150 °C after 24 h for an additional 1 h.

The ³¹P MAS solid-state NMR of poly-1 revealed a single resonance at 16.77 ppm, showing no sign of degradation or transesterification (Fig. 1e). IR spectroscopy of poly-1 proved the formation of the vinylogous polyurethane network with the distinct vibrations at *ca.* 1605 cm⁻¹ and 1645 cm⁻¹ for the successful reaction of β-ketoesters with amines, as reported in literature for other vinylogous polyurethanes (Fig. S17†).³² Differential scanning calorimetry (DSC) with a heating rate of 10 K min⁻¹ revealed a glass-transition temperature (*T*_g) of 70 °C, which is similar to the conventional fiber reinforced polymers matrix polyether-amine cured Bisphenol A diglycidyl ether (DGEBA) (*T*_g of 88 °C).³⁴ The thermal stability of the resulting network was measured by thermogravimetric analysis in a nitrogen atmosphere and a heating rate at 10 K min⁻¹. The material was stable beyond 200 °C and showed a 5% onset degradation temperature of 285 °C. After heating to 700 °C, a char residue of approx. 22 wt% for the phosphorus-containing vitrimer was found, while the non-phosphorus-based vitrimer (poly-2) proved a lower char yield of approx. 14 wt%.

A key characteristic of vitrimers is their recyclability while sustaining material properties. Therefore, dynamic mechanical analysis was utilized to study the recycling of the phosphonate-based vitrimer (poly-1). The vinylogous polyurethane network was cut into small pieces and then loaded into a mold, where the pieces were compressed at 10 kN for 30 min at 150 °C. After cooling to room temperature while keeping the pressure constant, the samples were removed from the mold and measured by a rheometer in a plate-plate geometry. The recycled poly-1 exhibited a storage modulus (*G'*) of 0.36 GPa at 50 °C, while poly-2 has a storage modulus of 2.4 GPa at 50 °C³² (in comparison: DGEBA-based epoxy resins exhibited storage moduli of 4.0–8.5 GPa at –25 °C).³⁵ Repeating the recycling a second and a third time, proved materials with similar properties as the as-prepared sample (Fig. 2b and c).



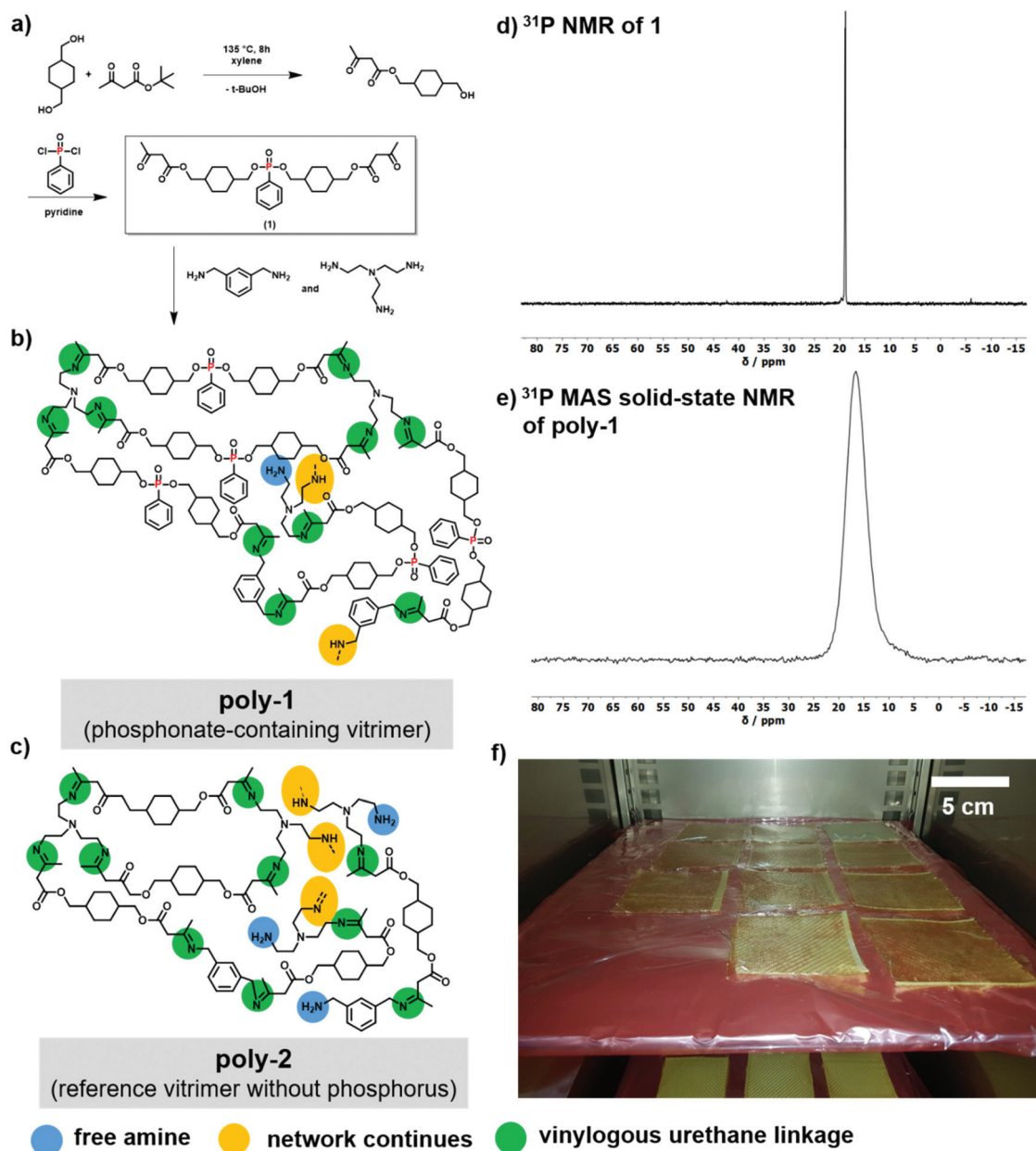


Fig. 1 (a) Synthesis of the β -ketoester-containing phosphonate monomer **1** and the formation of the vinylogous polyurethane network by polycondensation with amines (b) and (c) (reference vitrimer poly-2). (d) ^{31}P {H} NMR (121 MHz in CDCl_3 at 298 K) of **1**. (e) ^{31}P MAS solid-state NMR of poly-1, 20 kHz MAS, at 298 K and 121.5 MHz ^{31}P Larmor frequency. (f) Curing of poly-1 glass fiber composites at 90 °C in a convection oven.

Furthermore, the storage modulus (G') dominated the loss modulus (G''), which is typical for cross-linked networks. In addition, the max loss modulus in dynamic mechanical analysis confirmed the T_g of 70 °C obtained from DSC measurements, which could probably be altered by changing the amine crosslinker during network preparation.

The intrinsic flame-retardant properties of poly-1 were investigated by forced flaming using the cone calorimeter, which is widely used for assessing the fire behavior of polymer materials.³⁶ The cone calorimeter provides information on the heat release rate (HRR), total heat released (THR), time to

ignition (TTI), mass loss rate, smoke emission rate, and average CO and CO_2 emissions of a given sample, which represent the most important parameters to characterize fires.³⁷ The heat release curve from cone calorimetry gives information about the thermal thickness of a material and its charring behavior.³⁸ The THR is the integral of HRR with respect to time. The THR at the end of the test is the total heat evolved (THE), which represents the fire load of a material.³⁸ The effective heat of combustion (EHC) is the total heat evolved divided by the total mass loss; it represents the heat available per unit of mass loss in the cone calorimeter. A reduction of EHC is



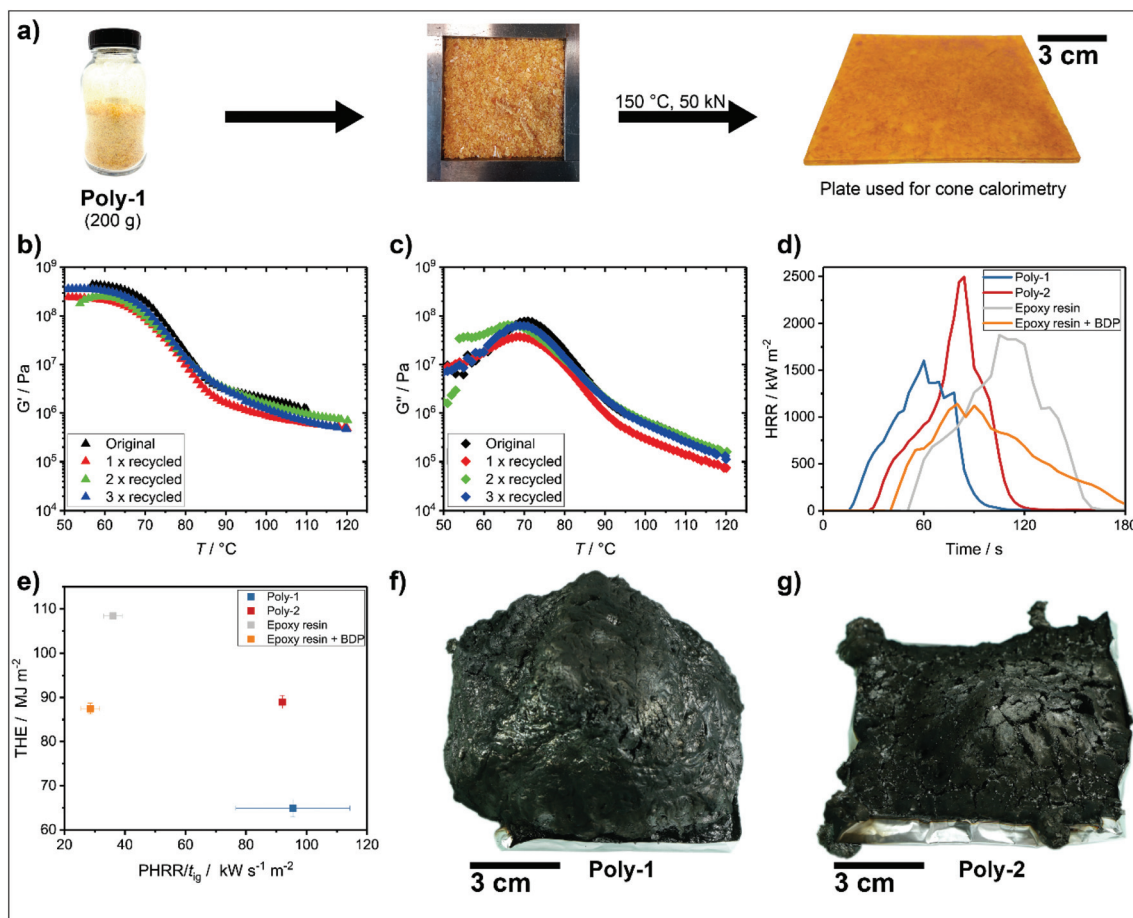


Fig. 2 (a) Preparation of the plates (poly-1) with a size of $12 \times 12 \text{ cm}^2$, which are cut to $10 \times 10 \text{ cm}^2$, and used for cone calorimetry. (b) and (c) Dynamical mechanical behavior of poly-1, showing identical values after recycling. (d) Heat release rate (HRR) over time of vitrimers poly-1 compared to the reference vitrimer (poly-2) and neat epoxy resin and epoxy resin loaded with BDP. (e) Total heat evolved (THE) plotted against the ratio of peak heat release rate to the time of ignition ($\text{PHRR}/t_{\text{ig}}$) of both vitrimers compared to the epoxy resins ("Petrella plot"). (f) and (g) Char residues of poly-1 and poly-2 after cone calorimeter test.

indicative of the gas phase activity of an FR, *i.e.* flame dilution or flame inhibition.³⁹

The specimen plates for cone calorimeter measurements were prepared by grinding the vinylogous urethane network to a powder using a kitchen blender. 50 g of the powder was transferred to a mold sized $12 \times 12 \text{ cm}^2$ and compressed at $150 \text{ }^\circ\text{C}$ with 20 kN for 30 min and 50 kN for another 30 min to form the final plates as shown in Fig. 2a. The mold was allowed to reach $50 \text{ }^\circ\text{C}$ while keeping the pressure of 50 kN before removing the sample. Of each material, three plates were prepared and cut to the final shape of $10 \times 10 \text{ cm}^2$. The plates had a thickness of approx. 3 mm. The phosphonate-based vitrimer poly-1 exhibited a clear reduction in THE by 27% (from 89 MJ m^{-2} to 65 MJ m^{-2}) and PHRR by 33% (from 2346 kW m^{-2} to 1566 kW m^{-2}) compared to the phosphorus-free vitrimer (poly-2). The reduction in THE and PHRR is explained by the increased residue from 10 wt% to 23 wt% in cone calorimetry, which is in agreement with TGA measurements, of the phosphonate-based vitrimer poly-1: the fixation of fuel in the char decreased the fire load, and the combi-

nation of increased residue yield and gas emission led to an intumescent behavior in fire, exhibiting an increased protective layer effect, which lowered the PHRR (Fig. 2f and g show photos of the chars obtained after cone calorimetry). The protective layer effect was further evidenced by the plateau-like shape of the HRR curve resulting from the strong intumescent behavior. The intumescent behavior was supported by the phosphorus in poly-1 since it acted as an acid source, promoting the formation of a strong and voluminous multicellular char, which acted as a thermal insulator (Fig. 2f and g).

In pyrolysis combustion flow calorimetry (PCFC) measurements, similar heat release capacities (HRC) for both materials were determined (287 ± 2 and $284 \pm 6 \text{ J g}^{-1} \text{ K}^{-1}$ for the reference poly-2 and the phosphonate-based vitrimer poly-1, respectively). As PCFC cannot detect flame poisoning, the nearly identical HRC values indicated a gas phase mechanism *via* flame-poisoning for the phosphonate-based vitrimer poly-1 as a major mode of action during the fire. This assumption was further supported by a reduction of EHC by 14% as seen in the cone calorimetry data (from 28 MJ kg^{-1} to 24 MJ kg^{-1}).



In addition, the THE-values measured by PCFC of 24.65 kJ g^{-1} for the reference poly-2 and 24.6 kJ g^{-1} for the phosphonate-based vitrimer poly-1, were very similar, which suggests no additional contribution to THE from the phosphorus species. Both UL-94 and LOI measurements proved the flame-retardant effect of the phosphonate groups in poly-1 compared to the phosphorus-free analogue of poly-2 (Table S4†). In UL-94 vertical tests, poly-2 burned intensely after ignition and burned to the clamp, leading to a N.R. rating. The material further exhibited strong burning dripping. Contrarily, poly-1 attained a V-2 rating: the material became viscous almost immediately after ignition, causing some initial burning dripping. However, the dripping also caused the specimen to extinguish. The material could not be further ignited, as its low viscosity could not hold a flame. Therefore, poly-1 exhibited a much better fire behavior than the phosphorus-free poly-2, as its strong melt-dripping characteristic protected the bulk of the material from further combustion. Dripping or melt-flow in fires is common for thermoplastics, and although it may lead to higher burning rates or pool fires in some cases, it also removes fuel and heat from the pyrolysis front or fire source by dripping away, as is the case for poly-1.⁴⁰ Poly-2 exhibited an oxygen index (OI) of 26.1% due to its tendency to char, while poly-1 displayed a lower OI at 21.3% owing to its tendency to

drip along the edges of the sample. Reaction-to-small-fire tests highlighted the ability of poly-1 to act *via* melt-dripping with small flames rather than through the formation of residue like poly-2. This dripping behavior led to a V-2 classification for poly-1, but its lower temperature to become liquid also led to a lower OI compared to poly-1. Further flame retardant studies on a systematic library of different phosphorus-based vitrimers is currently under way.

Epoxy resins are often used in fiber-reinforced composites. Therefore, a comparison of the flammability of epoxy resins with both vitrimers is interesting. According to our recent publication,⁴¹ a DGEBA/2,2'-dimethyl-4,4'-methylene-bis(cyclohexylamine)-based epoxy resin exhibited a THE of 108 MJ m^{-2} and a $\text{PHRR}/t_{\text{ig}}$ of $36 \text{ kW m}^{-2} \text{ s}^{-1}$ (Fig. 2e). The fire-load, which is indicated by the THE, was significantly reduced for both vitrimers compared to the epoxy resin. Adding 10 wt% BDP to the epoxy resin lowered the THE and PHRR significantly, but the THE with 87 MJ m^{-2} was on a similar level to the reference vitrimer poly-2 but still considerably higher than the phosphonate-based vitrimer poly-1. However, the fire growth index ($\text{PHRR}/t_{\text{ig}}$) was higher than $90 \text{ kW m}^{-2} \text{ s}^{-1}$ for both vitrimers as seen in Fig. 2e and thus higher as the fire growth index of the neat epoxy ($36 \text{ kW m}^{-2} \text{ s}^{-1}$) and the epoxy loaded with 10 wt% BDP ($29 \text{ kW m}^{-2} \text{ s}^{-1}$). The above-mentioned data

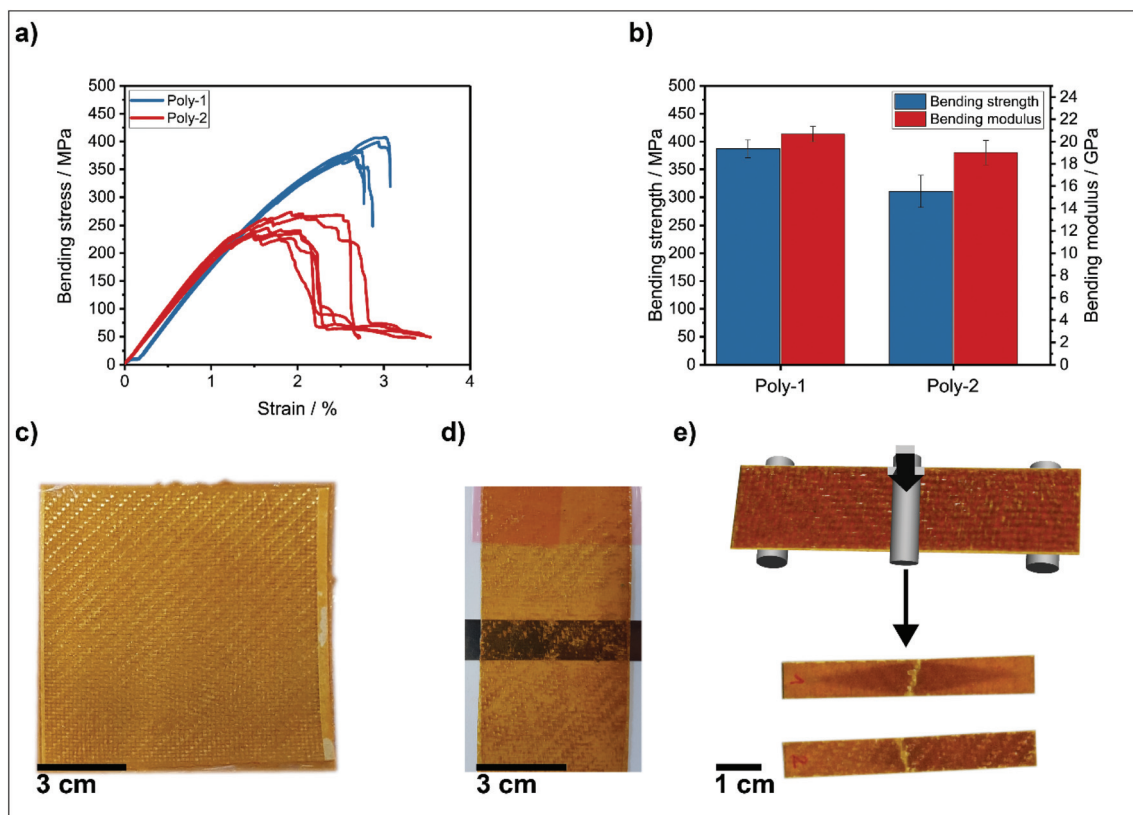


Fig. 3 (a) Stress–strain curves from the bending experiments. Blue curves correspond to the composites with poly-1, red curves to the reference poly-2. (b) Bending strength and bending modulus of the composites with poly-1 and poly-2. (c) Prepreg of poly-1 after curing. (d) 2 prepregs were stacked and compression-molded with a separation layer on top for delamination experiments. (e) From the composite, test specimens were cut and mechanical properties were determined in 3-point bending experiments.



underlines the promising application of intrinsic flame-retardant vitrimers in composite materials. In conventional composites epoxides are often used due to their good mechanical properties. Therefore, we also assessed the mechanical properties in composites of our material.

Poly-1 and poly-2 were used for fiber reinforced polymer preparation with glass fabrics: the pre-impregnated fibers ("prepregs") were prepared by polycondensation of the β -ketoester monomers of the reference or the phosphonate-based vitrimer (1) and the amines directly on the glass fiber textiles. The monomers were dissolved separately in methanol and for each prepreg 5 mL of the stock solutions were mixed quickly and approx. 7.5 mL were poured over single layers of twill weave glass fibers in a silicon mold. The mold with the prepreg was transferred to a preheated convection oven at 60 °C and the methanol was evaporated. The prepregs were cured for 24 h at 90 °C and 1 h at 150 °C.

Optimum heat press parameters for the manufacturing the glass fiber reinforced polymers (GFRP) were determined in preliminary experiments performing peel tests. With decreasing thickness of spacers (from 0.6 to 0.0 mm), the quality of the composite increases as indicated by higher peel forces. The composites were manufactured by stacking six prepreg layers and consolidating them using a preheated hot press at 150 °C and 10 kN for 1 h. No polymer loss from the prepregs was observed during hot pressing and the glass fabric layers were well impregnated (see Fig. 3c and e). The fiber mass content of the composite was 62.2% for the herein presented vitrimer poly-1 and 58.6% for the reference system poly-2 as determined by TGA of the composites and the unreinforced polymers (Tables S1–S3†). From the resulting composites, 5–6 specimens with the dimensions 10 × 70 mm² were cut using guillotine shears (Fig. 3e). The samples were conditioned in a desiccator with a dry atmosphere to exclude effects of humidity uptake until testing.

The mechanical properties of the composites determined by 3-point-bending tests were performed according to DIN EN ISO 14125 in an air-conditioned test lab (23 °C, 50% RH) and are shown in Fig. 3a and b. The good mechanical properties proved the high potential of the vitrimers for composite applications: a bending strength of 387 ± 16 MPa and a bending modulus of 20.7 ± 0.7 GPa for poly-1 composites were determined. These values for the phosphorous-containing vitrimer were proven within the range of permanently cross-linked epoxy resins reinforced with the same glass fibers and processed *via* vacuum infusion.⁴² The specimens showed fiber failure under tension at the bottom sides and without larger scale delamination of the layers (Fig. 3e). This failure behavior indicates adequate load transfer from the polymer to the fibers and explains the high mechanical values.

While a more or less ductile stepwise failure was observed for the reference poly-2 (higher strain at fracture compared to strain at maximum strength), the phosphorus-containing vitrimer poly-1 had a more brittle failure when reaching the maximum bending strength (see Fig. 3a).

Summary

To avoid flame retardant additives in recyclable composite materials, we prepared a phosphonate-based and intrinsic flame retardant vitrimer and investigated its applicability in glass fiber reinforced composites. Vinylogous polyurethane chemistry was used to prepare the phosphonate-based vitrimer and an analog phosphorus-free vitrimer for comparison. Poly-1 was successfully recycled, which was proven by dynamic mechanical analysis after compressing the blended flakes. In cone calorimeter tests, poly-1 exhibited a clear reduction of the THE by 27% and PHRR by 33% compared to the reference poly-2. The reduction in THE and PHRR can be explained by the increased residue from 10 wt% to 23 wt% (obtained by cone calorimetry) of the phosphonate-based vitrimer poly-1 and the, therefore, fixation of fuel in the char, which decreased the fire load. The combination of increased residue yield and gas emission led to an intumescent behavior in fire.

Successful preparation of glass-fiber reinforced composites of poly-1 proved values for the bending strength and bending modulus for poly-1 similar to permanently cross-linked epoxy resins reinforced with the same glass fibers.⁴² The specimens exhibited fiber failure under tension at the bottom sides and without larger scale delamination of the layers. This failure behavior indicates adequate load transfer from the polymer to the fibers and explains the high mechanical values. Such materials could be sustainable and recyclable alternatives to currently used fiber-reinforced polymers and broaden the scope of available vitrimers to polyphosphonates.

Conflicts of interest

There are no conflicts to declare.

Acknowledgements

The authors thank the Deutsche Forschungsgemeinschaft (DFG WU 750/8-1; SCHA 730/15-1) for funding. F. R. Wurm and Jens C. Markwart thank Prof. Dr Katharina Landfester (MPI-P, Germany) for support. We thank Dr Kaloian Koynov and Andreas Hanewald for their support with dynamic mechanical analysis. The authors thank Katharina Maisenbacher (MPIP) for assistance with graphical design. The authors K. Haag, T. Urbaniak and K. Koschek gratefully acknowledge the financial support from the Bundesministerium für Bildung und Forschung (BMBF) through the NanoMatFutur award (DuroCycleFVK 03XP0001). We further thank Dr Hannes Schäfer for technical support. Open Access funding provided by the Max Planck Society.

References

- 1 W. Denissen, J. M. Winne and F. E. Du Prez, *Chem. Sci.*, 2016, 7, 30–38.



- 2 B. Perret, B. Schartel, K. Stöß, M. Ciesielski, J. Diederichs, M. Döring, J. Krämer and V. Altstädt, *Eur. Polym. J.*, 2011, **47**, 1081–1089.
- 3 S. V. Levchik and E. D. Weil, *J. Fire Sci.*, 2006, **24**, 345–364.
- 4 S.-Y. Lu and I. Hamerton, *Prog. Polym. Sci.*, 2002, **27**, 1661–1712.
- 5 S. D. Shaw, A. Blum, R. Weber, K. Kannan, D. Rich, D. Lucas, C. P. Koshland, D. Dobraca, S. Hanson and L. S. Birnbaum, *Rev. Environ. Health*, 2010, **25**, 261–305.
- 6 M. M. Velencoso, A. Battig, J. C. Markwart, B. Schartel and F. R. Wurm, *Angew. Chem., Int. Ed.*, 2018, **57**, 10450–10467.
- 7 D. Montarnal, M. Capelot, F. Tournilhac and L. Leibler, *Science*, 2011, **334**, 965–968.
- 8 M. Capelot, D. Montarnal, F. Tournilhac and L. Leibler, *J. Am. Chem. Soc.*, 2012, **134**, 7664–7667.
- 9 M. Capelot, M. M. Unterlass, F. Tournilhac and L. Leibler, *ACS Macro Lett.*, 2012, **1**, 789–792.
- 10 C. N. Bowman and C. J. Kloxin, *Angew. Chem., Int. Ed.*, 2012, **51**, 4272–4274.
- 11 W. Denissen, J. M. Winne and F. E. Du Prez, *Chem. Sci.*, 2016, **7**, 30–38.
- 12 C. Taplan, M. Guerre, J. M. Winne and F. E. Du Prez, *Mater. Horiz.*, 2020, **7**, 104–110.
- 13 Y.-X. Lu and Z. Guan, *J. Am. Chem. Soc.*, 2012, **134**, 14226–14231.
- 14 Y.-X. Lu, F. Tournilhac, L. Leibler and Z. Guan, *J. Am. Chem. Soc.*, 2012, **134**, 8424–8427.
- 15 A. Rekondo, R. Martin, A. Ruiz de Luzuriaga, G. Cabañero, H. J. Grande and I. Odriozola, *Mater. Horiz.*, 2014, **1**, 237–240.
- 16 W. Denissen, M. Droesbeke, R. Nicolay, L. Leibler, J. M. Winne and F. E. Du Prez, *Nat. Commun.*, 2017, **8**, 14857.
- 17 M. M. Obadia, B. P. Mudraboyina, A. Sergehi, D. Montarnal and E. Drockenmuller, *J. Am. Chem. Soc.*, 2015, **137**, 6078–6083.
- 18 O. R. Cromwell, J. Chung and Z. Guan, *J. Am. Chem. Soc.*, 2015, **137**, 6492–6495.
- 19 M. Röttger, T. Domenech, R. van der Weegen, A. Breuillac, R. Nicolay and L. Leibler, *Science*, 2017, **356**, 62–65.
- 20 L. Nicolais, M. Meo and E. Milella, *Composite Materials: A Vision for the Future*, Springer, London, 2011.
- 21 C. Ageorges, L. Ye and M. Hou, *Composites, Part A*, 2001, **32**, 839–857.
- 22 D. Stavrov and H. E. N. Bersee, *Composites, Part A*, 2005, **36**, 39–54.
- 23 E. W. Godwin and F. L. Matthews, *Composites*, 1980, **11**, 155–160.
- 24 M. J. Troughton, *Handbook of Plastics Joining: A Practical Guide*, Elsevier Science, 2008.
- 25 N. A. de Bruyne, *Aircr. Eng. Aerosp. Technol.*, 1944, **16**, 115–118.
- 26 F. L. Matthews, P. F. Kilty and E. W. Godwin, *Composites*, 1982, **13**, 29–37.
- 27 J. R. J. Wingfield, *Int. J. Adhes. Adhes.*, 1993, **13**, 151–156.
- 28 H. S. da Costa Mattos, E. M. Sampaio and A. H. Monteiro, *Int. J. Adhes. Adhes.*, 2011, **31**, 446–454.
- 29 H. S. da Costa Mattos, A. H. Monteiro and R. Palazzetti, *Mater. Des.*, 2012, **33**, 242–247.
- 30 E. Chabert, J. Vial, J.-P. Cauchois, M. Mihaluta and F. Tournilhac, *Soft Matter*, 2016, **12**, 4838–4845.
- 31 W. Denissen, I. De Baere, W. Van Paepegem, L. Leibler, J. Winne and F. E. Du Prez, *Macromolecules*, 2018, **51**, 2054–2064.
- 32 W. Denissen, G. Rivero, R. Nicolay, L. Leibler, J. M. Winne and F. E. Du Prez, *Adv. Funct. Mater.*, 2015, **25**, 2451–2457.
- 33 S. Wang, S. Ma, Q. Li, W. Yuan, B. Wang and J. Zhu, *Macromolecules*, 2018, **51**, 8001–8012.
- 34 T. H. Hsieh, A. J. Kinloch, K. Masania, A. C. Taylor and S. Sprenger, *Polymer*, 2010, **51**, 6284–6294.
- 35 C. R. Amaral, R. J. S. Rodriguez, F. G. Garcia, L. P. B. Junior and E. A. Carvalho, *Polym. Eng. Sci.*, 2014, **54**, 2132–2138.
- 36 V. Babrauskas, *Fire Mater.*, 1984, **8**, 81–95.
- 37 SO 5660-1:2015, Reaction to fire tests: heat release, smoke production and mass loss rate—part 1: heat release rate (cone calorimeter method) and smoke production rate (dynamic measurement). International Organization for Standardization, Geneva, 2015.
- 38 B. Schartel and T. R. Hull, *Fire Mater.*, 2007, **31**, 327–354.
- 39 B. Schartel, B. Perret, B. Dittrich, M. Ciesielski, J. Krämer, P. Müller, V. Altstädt, L. Zang and M. Döring, *Macromol. Mater. Eng.*, 2015, **301**, 9–35.
- 40 F. Kempel, B. Schartel, J. M. Marti, K. M. Butler, R. Rossi, S. R. Idelsohn, E. Oñate and A. Hofmann, *Fire Mater.*, 2015, **39**, 570–584.
- 41 J. C. Markwart, A. Battig, L. Zimmermann, M. Wagner, J. Fischer, B. Schartel and F. R. Wurm, *ACS Appl. Polym. Mater.*, 2019, **1**, 1118–1128.
- 42 K. Haag, J. Deitschun, D. Godlinski, V. Zoellmer and K. Koschek, Presented in part at the ECCM18 – 18th European Conference on Composite Materials, Athens, Greece, 24–28th June 2018, 2018.

