








Cite this: *Chem. Sci.*, 2025, 16, 17480 All publication charges for this article have been paid for by the Royal Society of Chemistry

# Fast and efficient room-temperature phosphorescence from metal-free organic molecular liquids

Yosuke Tani,  \*<sup>abc</sup> Yuya Oshima,<sup>a</sup> Rika Okada,<sup>a</sup> Jun Fujimura,<sup>d</sup> Yuji Miyazaki, <sup>d</sup> Motohiro Nakano, <sup>d</sup> Osamu Urakawa, <sup>e</sup> Tadashi Inoue, <sup>e</sup> Takumi Ehara, <sup>f</sup> Kiyoshi Miyata, <sup>f</sup> Ken Onda <sup>f</sup> and Takuji Ogawa <sup>a</sup>

Liquid is the most flexible state of condensed matter and shows promise as a functional soft material. However, these same characteristics make it challenging to achieve efficient room-temperature phosphorescence (RTP) from metal-free organic molecular liquids. Herein, we report efficient RTP from liquefied thienyl diketones bearing one or two dimethyloctylsilyl (DMOS) substituents. These solvent-free liquids exhibit high RTP quantum yields up to 5.6% in air and 25.6% under Ar due to their large RTP rate constant exceeding 5000 s<sup>-1</sup>. Both liquids undergo excited-state conformational changes and afford monomer RTP, exhibiting essentially the same narrowband spectra as in solution. Moreover, introducing two DMOS substituents sufficiently suppresses aggregation-caused quenching of the molecularly emissive phosphors, illustrating a design principle for RTP-active liquid materials.

Received 24th May 2025  
Accepted 30th July 2025

DOI: 10.1039/d5sc03768a

rsc.li/chemical-science

## Introduction

Room-temperature phosphorescence (RTP) from metal-free organic molecules has been actively investigated because of its potential applications in optoelectronics and bioimaging.<sup>1</sup> Considering an increasing demand for soft materials, developing luminescent solvent-free liquids is of significant interest, since they are easily processed and deformable, while they can accommodate high brightness owing to the high chromophore density.<sup>2</sup> However, achieving efficient RTP from organic molecular liquids is quite challenging. Established approaches to organic RTP generally require controlled intermolecular interactions and molecular arrangements in rigid crystals or host-guest systems.<sup>3</sup> This limitation is mainly because the radiative decay (*i.e.*, phosphorescence) of organic compounds is inherently slow due to its spin-forbidden nature. Typical value of phosphorescence rate constant  $k_p$  for metal complexes is 10<sup>4</sup>–10<sup>5</sup> s<sup>-1</sup>, while that of metal-free organic molecules is 1–100 s<sup>-1</sup>.<sup>4</sup>

As a result, RTP would be easily outpaced by nonradiative decay under non-rigid flexible environments without strong intermolecular interactions. In addition, interchromophoric interactions in the condensed state often cause concentration quenching.<sup>2,4b,5</sup>

Despite these difficulties, there are a few encouraging precedents on RTP from organic solvent-free liquids (Fig. 1a). In 2019, Babu *et al.* reported a pioneering work on an organic RTP from an alkylated bromonaphthalimide in its solvent-free liquid state.<sup>6</sup> Although the steady-state total photoluminescence (PL) was dominated by fluorescence with a quantum yield of 0.1%, indicating the low RTP efficiency, a long lifetime of 5.7 ms was achieved. In 2023, An *et al.* reported an efficient organic RTP from a supercooled liquid (SCL) state, *i.e.*, a kinetically-trapped metastable liquid state below its melting point, of a 10*H*-phenothiazine-10-carboxamide bearing a hydroxy-terminated alkyl chain.<sup>7</sup> Its intermolecular hydrogen-bonding suppresses the nonradiative decay, and the RTP efficiency  $\Phi_p$  is reported to reach 8.2% after oxygen removal by photoirradiation. In the same year, Mao, Zhao, and Chi *et al.* reported RTP from a melt-quenched SCL state of 4,4'-*tert*-butylbenzil with  $\Phi_p = 0.33\%$  in air.<sup>8</sup> During the review of the present paper, Song and Ma *et al.* reported that two other benzils with ethyl or propyl groups instead of *tert*-butyl groups also show RTP in the liquid state with  $\Phi_p = 0.4$  and 0.3% in air.<sup>9</sup> Notably, all these works liquefied chromophores whose molecular RTP efficiency (*e.g.* that in solution) was very low. As a result, only An's example, which was designed to suppress the nonradiative decay by strong intermolecular interactions, exhibited  $\Phi_p$  over 1%.

<sup>a</sup>Department of Chemistry, Graduate School of Science, Osaka University, Toyonaka, Osaka 560-0043, Japan<sup>b</sup>Innovative Catalysis Science Division, Institute for Open and Transdisciplinary Research Initiatives (ICS-OTRI), Osaka University, Suita, Osaka 565-0871, Japan<sup>c</sup>Institute of Transformative Bio-Molecules (ITbM), Nagoya University, Furo, Chikusa, Nagoya 464-8601, Japan. E-mail: tani.yosuke.y1@f.mail.nagoya-u.ac.jp<sup>d</sup>Research Center for Thermal and Entropic Science, Graduate School of Science, Osaka University, Toyonaka, Osaka 560-0043, Japan<sup>e</sup>Department of Macromolecular Science, Graduate School of Science, Osaka University, Toyonaka, Osaka 560-0043, Japan<sup>f</sup>Department of Chemistry, Faculty of Science, Kyushu University, 744 Motoooka, Nishi, Fukuoka 819-0395, Japan

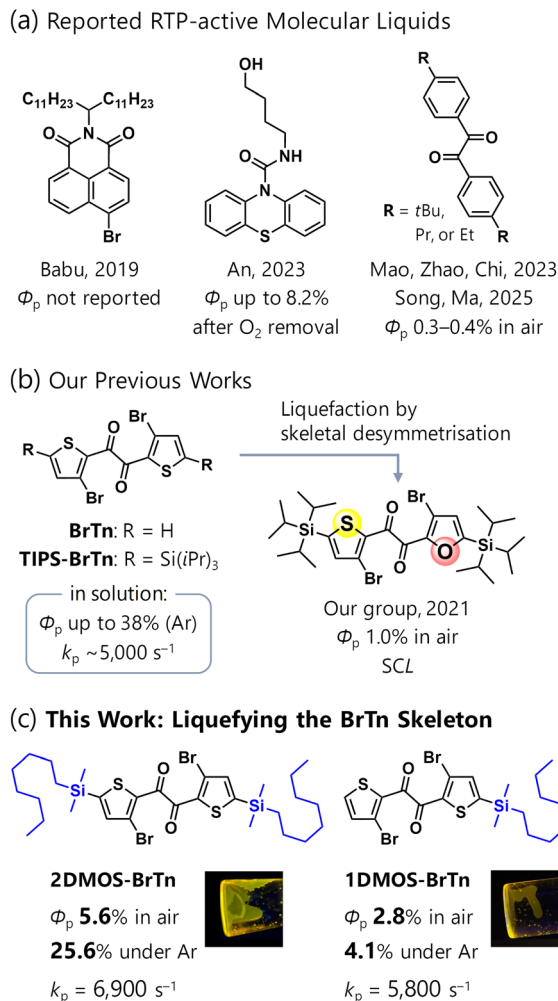


Fig. 1 Background of metal-free organic molecular liquids exhibiting room-temperature phosphorescence (RTP).  $\Phi_p$ , RTP quantum yields;  $k_p$ , phosphorescence rate constant. These values are of its solvent-free liquid state unless otherwise noted. SCL, supercooled liquid.

Recently, we reported a highly efficient RTP from brominated thienyl diketone (bromo-thenyl, **BrTn**) derivatives in solution, with  $\Phi_p$  up to 38% under Ar (Fig. 1b left).<sup>10</sup> Detailed investigations revealed that the efficient RTP in solution stems from the significant  $k_p$  of  $\sim 5000 \text{ s}^{-1}$ , which is close to that of Pt porphyrin complexes. We envisioned that the fast nature of the RTP would be promising for realising efficient RTP from a molecular liquid. However, **BrTn** exhibits high crystallinity (melting point: *ca.* 180 °C) and suffers from aggregation-caused quenching (ACQ), showing no emission in the crystalline state.<sup>11</sup> Therefore, molecular design of liquefaction while avoiding ACQ of RTP is required. In 2021, we developed an RTP-emitting SCL by desymmetrising the **BrTn** skeleton bearing bulky tri(isopropylsilyl) (TIPS) substituents (Fig. 1b right).<sup>12</sup> The resulting liquid thienyl furyl diketone exhibits RTP-dominated emission with a relatively high  $\Phi_p$  of 1.0% in air, and the unsymmetrical structure provided high kinetic stability of the SCL state.<sup>13</sup> Importantly, SCL is a metastable phase. SCLs change their properties drastically upon isothermal liquid–solid

phase transition, which can be utilised to develop stimulus-responsive materials.<sup>14</sup> On the other hand, SCLs may undergo unexpected crystallisation during processing, device fabrication, and long-term use and storage. In this aspect, stable liquids are more desirable. Moreover, the  $k_p$  value of the liquid thienyl furyl diketone was estimated to be  $650 \text{ s}^{-1}$ . This value is quite high for a metal-free organic molecule, whereas that of **BrTn** is even higher.

Herein, we liquefied **BrTn** phosphor by introducing two or one dimethyloctylsilyl (DMOS) groups. As a result, stable liquids with reasonable viscosity were obtained. They exhibit efficient RTP with  $\Phi_p$  up to 5.6% in air and 25.6% under Ar, attributed to the significant  $k_p$  values (Fig. 1c). The introduction of two DMOS substituents effectively suppressed ACQ, providing a slightly higher  $\Phi_p$  than in solution. Moreover, the UV-visible absorption and photoluminescence (PL) spectra of the solvent-free liquids closely matched their solution-state counterparts. This spectral correspondence is an indicative of monomer RTP behaviour, *i.e.*, the absence of excimer formation and intermolecular electronic or excitonic couplings. These results establish a design approach for developing RTP-active liquids based on molecular phosphorescence.

## Results and discussion

### Synthesis and physical properties of the liquid diketones

The diketones **2DMOS-BrTn** and **1DMOS-BrTn** were prepared by homo- or cross-benzoin condensation of the corresponding aldehydes, followed by oxidation. After purification using silica-gel column and recycling gel-permeation chromatography (GPC), overnight solvent removal *in vacuo* yielded orange liquids. As-obtained diketones were pure and solvent-free based on <sup>1</sup>H and <sup>13</sup>C NMR spectroscopy, elemental analysis, and recycling GPC (see SI for details).

X-ray diffractometry only exhibited a broad halo, indicating the isotropic nature of the liquids (Fig. 2a). The approximate maxima of the halo appeared at 21° (**2DMOS-BrTn**) and 24° (**1DMOS-BrTn**), which correspond to 4.2 and 3.7 Å, respectively, and are assignable to an average distance between the alkyl chains.<sup>2</sup> Steady-flow viscosity at 25 °C was determined to be 2.1 and 4.4 Pa s for **2DMOS-BrTn** and **1DMOS-BrTn**, respectively (Fig. 2b), which are within a typical viscosity value for organic molecular liquids.<sup>5,15</sup> These results imply a denser environment for **1DMOS-BrTn**.

Thermal analyses revealed that both diketones are (practically) stable liquids at room temperature (Fig. 2c and d). **2DMOS-BrTn** exhibited glass transition ( $T_g = -63.3 \text{ °C}$ ) and did not crystallise during adiabatic heat capacity measurements using a laboratory-made adiabatic calorimeter in the temperature range 10–300 K (Fig. 2c).<sup>16</sup> The phase behaviour of **1DMOS-BrTn** was examined by conventional differential scanning calorimetry (DSC). In the heating trace at  $1 \text{ °C min}^{-1}$ , **1DMOS-BrTn** exhibited a broad  $T_g$  at  $-53 \text{ °C}$  and no melting peak (Fig. 2d). According to Nakanishi and co-workers' work on a practical technique to evaluate phase behaviour using DSC,<sup>17</sup> we cooled down **1DMOS-BrTn** to slightly above its  $T_g$  and heated up at  $0.3 \text{ °C min}^{-1}$ ; it crystallised around 0 °C and a melting



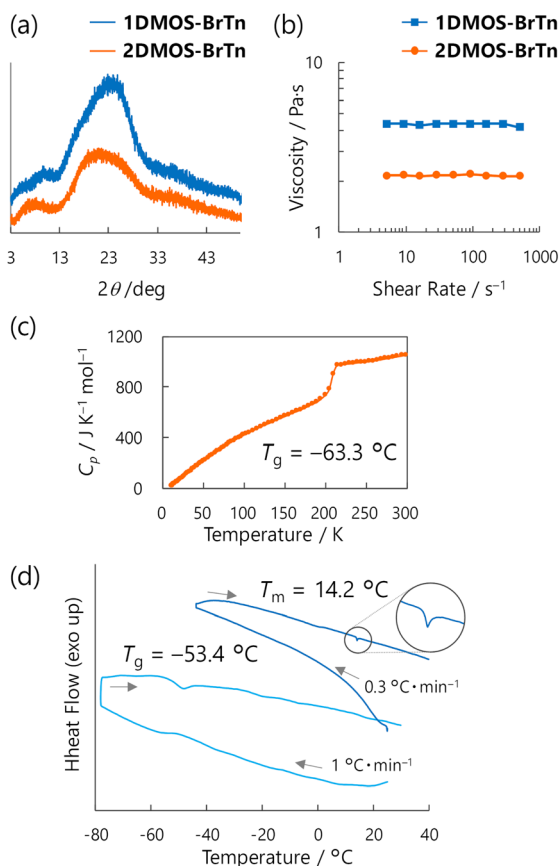


Fig. 2 (a) X-ray diffraction profiles of diketones. (b) Steady-flow viscosity of diketones as a function of shear rate. (c) Temperature dependence of heat capacity of 2DMOS-BrTn. (d) Temperature dependence of differential scanning calorimetry of 1DMOS-BrTn.

peak appeared at  $T_m = 14.2\text{ }^\circ\text{C}$ , which is below room temperature. Thus, 1DMOS-BrTn was confirmed to be a thermodynamically stable liquid at room temperature. Below  $14.2\text{ }^\circ\text{C}$ , 1DMOS-BrTn was in an SCL state with a high kinetic stability, as no crystallisation was observed during storage in a refrigerator for more than two years.

The introduction of only one DMOS substituent dramatically decreased the  $T_m$  from  $179.0\text{ }^\circ\text{C}$  (BrTn) to  $14.2\text{ }^\circ\text{C}$  (1DMOS-BrTn). In contrast,  $T_m$  of TIPS-BrTn bearing two TIPS groups was  $161.8\text{ }^\circ\text{C}$ , which is comparable to that of BrTn.<sup>11,18</sup> TIPS group is more rigid and sterically demanding than DMOS group, and would reduce interactions between central aromatic moieties. However, TIPS groups had a limited effect on  $T_m$ , while flexible DMOS groups had a more significant effect. These observations imply an entropy-driven liquefaction in the 2DMOS-BrTn and 1DMOS-BrTn.

### Photophysical properties in solutions

To clarify the molecular RTP characteristics, the photophysical properties of the newly synthesised diketones were evaluated in a cyclohexane solution ( $1.0 \times 10^{-5}\text{ M}$ ) at room temperature in air. The steady-state PL spectra were almost identical to the RTP from BrTn, exhibiting a sharp emission peak at around 570 nm,

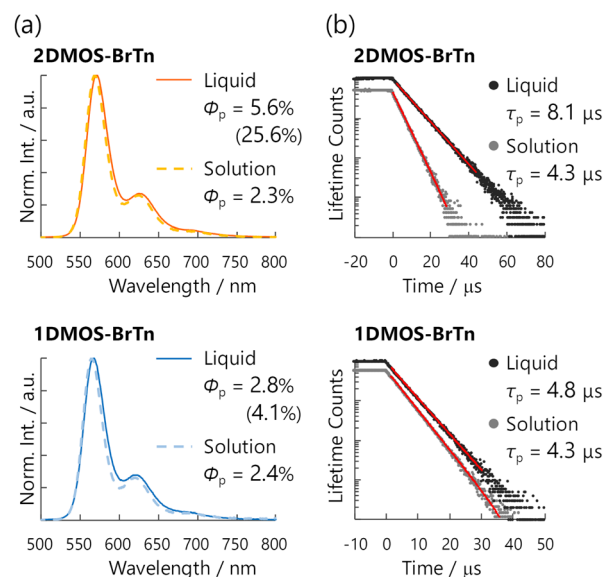


Fig. 3 Steady-state photoluminescence (PL) spectra (a) and PL decay curves (b) of 2DMOS-BrTn (top) and 1DMOS-BrTn (bottom) in solution ( $1.0 \times 10^{-5}\text{ M}$  in cyclohexane) and solvent-free liquid state, evaluated at room temperature in air. Red lines in panel b denote the fit to the curve.  $\Phi_p$ , RTP quantum yields;  $\tau_p$ , phosphorescence lifetimes. Values in parentheses are  $\Phi_p$  evaluated under Ar.

accompanied by weak vibronic bands (Fig. 3a). The full-widths at half-maxima (FWHM) of the spectra were only 31 and 30 nm for 2DMOS-BrTn and 1DMOS-BrTn, respectively, representing the narrowband emission with high colour purity.<sup>10,19</sup> In addition, their emission lifetimes were on the order of microseconds ( $4.3\text{ }\mu\text{s}$ ) in air for both (Fig. 3b). The lifetime and the intensity of the emission increased under Ar, while the spectral shapes remained unchanged (Fig. S1). These results confirmed that RTP dominated the steady-state emissions of 2DMOS-BrTn and 1DMOS-BrTn in cyclohexane, and no fluorescence component was discernible. Their  $\Phi_p$  values were 2.3% and 2.4% in air, which were comparable to those for BrTn and TIPS-BrTn.

We further evaluated the fast RTP property based on the kinetic rate constants. The experimentally determined  $\Phi_p$  and  $\tau_p$  correlate the kinetic rate constants according to the formulas:  $\Phi_p = \phi_{\text{ISC}} \cdot k_p / (k_p + k_{\text{nr}} + k_{\text{q}}[\text{O}_2]) = \phi_{\text{ISC}} \cdot k_p \cdot \tau_p$ , where  $k_{\text{q}}[\text{O}_2]$  and  $k_{\text{nr}}$  are the rate constants for the oxygen quenching and all other nonradiative decays from the  $T_1$  state, respectively;  $\phi_{\text{ISC}}$  is the quantum yield of intersystem crossing (ISC) from the  $S_1$  to  $T_1$  state.<sup>4b,20</sup> The formula can be rewritten as  $k_p = (1/\phi_{\text{ISC}}) \cdot \Phi_p / \tau_p$ . We previously revealed that the thienyl diketones BrTn and TIPS-BrTn exhibited ultrafast ISC with time constants  $<10\text{ ps}$ , hence the unity  $\phi_{\text{ISC}}$ , regardless of the TIPS moieties.<sup>10</sup> Therefore, we assumed the  $\phi_{\text{ISC}}$  of 2DMOS-BrTn and 1DMOS-BrTn as unity as well. The absence of discernible fluorescence components in the steady-state PL spectra also supports this assumption. Consequently, we derived the  $k_p$  values for 2DMOS-BrTn and 1DMOS-BrTn to be  $5300$  and  $5500\text{ s}^{-1}$ , respectively (Table 1). These values are exceptionally large as metal-free organic molecules and are comparable to those of BrTn and TIPS-BrTn ( $5300$  and  $5000\text{ s}^{-1}$ ). Thus, the DMOS substituents



Table 1 Photophysical properties of 2DMOS-BrTn and 1DMOS-BrTn in the solvent-free liquid state and in cyclohexane solution at room temperature

			$\Phi_p/\%$	$\tau_p/\mu\text{s}$	$k_p/\text{s}^{-1}$ <sup>a</sup>	$k_{\text{nr}} + k_q[\text{O}_2]/\text{s}^{-1}$ <sup>a</sup>	$k_q[\text{O}_2]/\text{s}^{-1}$ <sup>b</sup>
2DMOS-BrTn	Liquid	Air	5.6	8.1	6900	$1.2 \times 10^5$	$1.0 \times 10^5$
		Ar	25.6	36.5	7000	$2.0 \times 10^4$	
	Solution	Air	2.3	4.3	5300	$2.3 \times 10^5$	$2.12 \times 10^5$
		Ar	22.5	42.7	5300	$1.8 \times 10^4$	
1DMOS-BrTn	Liquid	Air	2.8	4.8	5800	$2.0 \times 10^5$	$0.6 \times 10^5$
		Ar	4.1	6.8	6000	$1.4 \times 10^5$	
	Solution	Air	2.4	4.3	5500	$2.3 \times 10^5$	$2.17 \times 10^5$
		Ar	30.3	52.1	5800	$1.3 \times 10^4$	

<sup>a</sup> Calculated according to the formulas:  $k_p = \Phi_p/\tau_p$  and  $k_{\text{nr}} + k_q[\text{O}_2] = (1 - \Phi_p)/\tau_p$ , assuming unity intersystem crossing efficiency. <sup>b</sup> Estimated value by subtracting  $k_{\text{nr}} + k_q[\text{O}_2]$  under Ar from that in air.

had a minor effect on the  $k_p$  values, achieving fast RTP in solution.

### Photophysical properties of the solvent-free liquids

The diketones 2DMOS-BrTn and 1DMOS-BrTn exhibit monomer RTP in the solvent-free liquid state in air; the steady-state PL spectra are almost identical to those in solution (Fig. 3a). Their FWHMs are kept as narrow as 32 nm for both. The PL intensity decayed monoexponentially with  $\tau_p$  of 8.1 and 4.8  $\mu\text{s}$  in air for 2DMOS-BrTn and 1DMOS-BrTn, respectively, without any short-lived components (Fig. 3b). Such decay profiles, as well as the identical shape of the steady-state PL spectra under Ar (Fig. S2), indicate the RTP-dominated emission without discernible fluorescence.

To further clarify the nature of the emission, we measured femtosecond transient absorption (fsTA) on 2DMOS-BrTn in the solvent-free liquid state (Fig. 4a). The TA spectra converged to the excited-state absorption with a peak at 595 nm, which resembles the TA of the  $T_1$  excited states in thienyl diketones.<sup>10</sup> This indicates that the  $T_1$  state is also generated in 2DMOS-BrTn. We analysed the data by global analysis assuming sequential model with two states (Fig. 4b–d). Notably, the  $T_1$  state was generated with a time constant of 2.1 ps, indicating ultrafast intersystem crossing that outpaces other relaxation pathways. This aligns well with the behaviour of BrTn and TIPS-BrTn in solution; the time constant for generating the  $T_1$  state was 2.3 ps for TIPS-BrTn. In addition, the temperature dependence of the steady-state PL spectra for the solvent-free liquid 2DMOS-BrTn was examined over a temperature range from  $-50$  to  $40$  °C. As a result, the PL intensity (area) increased at lower temperatures in a good Arrhenius-type relationship, without emergence of new peaks (Fig. 4e, f, and S4). These findings strongly support the phosphorescence nature of the emission.

Notably, the RTP quantum yields  $\Phi_p$  in air were 5.6% and 2.8% for liquids 2DMOS-BrTn and 1DMOS-BrTn, respectively (Fig. 3a and Table 1). These values are, to our knowledge, the highest for the organic RTP of a molecular liquid in the air-saturated condition.<sup>6–8,12</sup> Moreover, while  $\Phi_p$  of liquid 1DMOS-BrTn increased only marginally under Ar from 2.8 to 4.1%, liquid 2DMOS-BrTn demonstrated a remarkable increase of  $\Phi_p$  from 5.6 to 25.6%. Such an efficient and narrowband RTP liquid

represents a significant potential in applications such as bendable liquid OLEDs.<sup>21</sup>

The primary origin of the efficient RTP from the molecular liquids is their large  $k_p$ . We estimated the  $k_p$  values for liquids 2DMOS-BrTn and 1DMOS-BrTn to be 6900 and 5800  $\text{s}^{-1}$ , respectively, assuming unity  $\phi_{\text{ISC}}$  on the basis of the ultrafast ISC (Table 1). The  $k_p$  value for liquids 2DMOS-BrTn is 1.2 times larger than that for 1DMOS-BrTn, which could be attributed to difference in external heavy atom effect. Importantly, both of these  $k_p$  values were significantly higher than those for reported

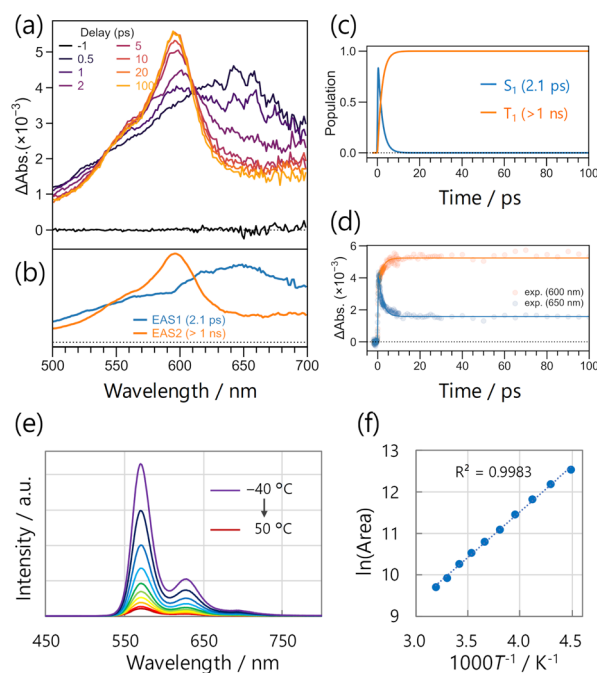


Fig. 4 (a) Femtosecond transient absorption spectra of 2DMOS-BrTn in the solvent-free liquid state (excited at 320 nm). (b and c) Selected results from the global analysis based on a sequential model with two states; (b) evolution-associated spectra (EAS) and (c) corresponding concentration kinetics. (d) Fit traces at 600 and 650 nm. (e) Temperature-dependent steady-state PL spectra of solvent-free liquid 2DMOS-BrTn in air (excited at 320 nm). (f) The natural logarithm of the PL spectral area plotted against reciprocal temperature. The dotted line represents a linear fit to the data.



liquid organic RTP emitters. However, as the  $k_p$  values are virtually unchanged under Ar, the striking difference in their  $\Phi_p$  (25.6% vs. 4.1%) and  $\tau_p$  (36.5  $\mu$ s vs. 6.8  $\mu$ s; Fig. S3) under Ar suggests the presence of another critical factor in obtaining efficient RTP, which will be addressed in the following section.

### Contrasting substituent effect in solution and in the solvent-free liquids

Interestingly, the number of silicon substituents has an opposite effect on their nonradiative decay behaviour in solution and in the solvent-free liquid state. In solution,  $\Phi_p$  and  $\tau_p$  of the two diketones were similar in air; meanwhile, under Ar,  $\Phi_p$  and  $\tau_p$  of **2DMOS-BrTn** (22.5% and 42.7  $\mu$ s) were smaller and shorter than those of **1DMOS-BrTn** (30.3% and 52.1  $\mu$ s) (Table 1). According to the formula  $k_{nr} + k_q[O_2] = (1/\phi_{ISC}) \cdot (1 - \Phi_p) / \tau_p$  and assuming  $k_{nr} \gg k_q[O_2]$  under Ar,  $k_{nr}$  of **2DMOS-BrTn** is estimated to be  $1.8 \times 10^4 \text{ s}^{-1}$ , which is 1.4 times larger than that of **1DMOS-BrTn** ( $1.3 \times 10^4 \text{ s}^{-1}$ ). Thus, in solution, the DMOS substituent likely induces molecular motions that accelerate nonradiative decay. We previously observed a similar trend in comparing **TIPS-BrTn** with **BrTn**.<sup>10</sup>

In contrast, in the solvent-free liquid state, the  $k_{nr}$  of **2DMOS-BrTn** is revealed to be much smaller than that of **1DMOS-BrTn**. Thus,  $k_{nr}$  ( $\sim k_{nr} + k_q[O_2]$  under Ar) for **2DMOS-BrTn** ( $2.0 \times 10^4 \text{ s}^{-1}$ ) was only one-seventh of that for **1DMOS-BrTn** ( $1.4 \times 10^5 \text{ s}^{-1}$ ; Table 1). Meanwhile,  $k_q[O_2]$  in air, which was estimated by subtracting  $k_{nr} + k_q[O_2]$  under Ar from that in air, was larger for **2DMOS-BrTn** ( $1.0 \times 10^5 \text{ s}^{-1}$ ) than for **1DMOS-BrTn** ( $6.0 \times 10^4 \text{ s}^{-1}$ ). These analyses on the liquid-state photophysical properties suggest the following four points. (1) The nonradiative decay pathways other than oxygen quenching (*i.e.*,  $k_{nr}$ ) are well suppressed in **2DMOS-BrTn**, while they are so fast that they can compete with oxygen quenching in **1DMOS-BrTn**. (2) The competing nonradiative decay would be related to intermolecular processes promoted in the condensed state, *i.e.*, processes causing ACQ or concentration quenching. (3) Such decay pathways are suppressed in **2DMOS-BrTn** because it is more protected by DMOS substituents, is less dense, and thus has a lower probability to interact with other molecules. (4) Oxygen quenching in liquid **1DMOS-BrTn** is slower than **2DMOS-BrTn** as a result of the denser and viscous nature of the liquid state, which suppresses the oxygen diffusion rate. It is worth mentioning that the  $k_{nr}$  value of liquid **2DMOS-BrTn** is almost the same as that in solution, indicating the avoidance of ACQ by the two DMOS groups.

### Conformations in the solvent-free liquid state

Based on our previous report, **BrTn** skeleton has two distinct conformers: skew and planar regarding the orientation of the central dicarbonyl moiety (Fig. 5a, left).<sup>10,11,22</sup> The skew conformer has a shorter  $\pi$ -conjugation length and is the most stable conformer in the ground state, providing absorption maxima at 301 and 317 nm for **BrTn** and **TIPS-BrTn** in cyclohexane, respectively (Fig. 5c and d, grey lines). In contrast, the planar conformer has a more extended  $\pi$ -system and is the most stable conformer in the excited state, serving as a source of

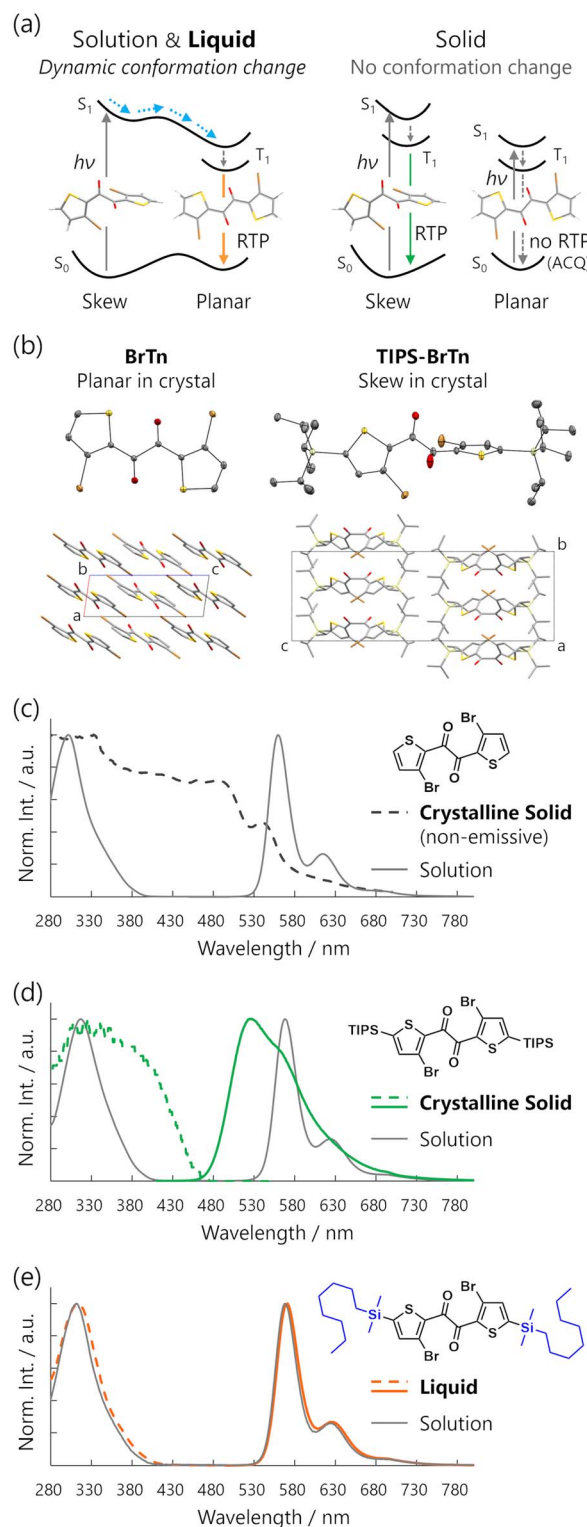


Fig. 5 (a) Schematic representation of photophysical pathways of **BrTn** derivatives in solution and liquid (left) and in solid (right). (b) X-ray crystal structures of **BrTn** and **TIPS-BrTn**. Hydrogen atoms were omitted for clarity. (c) Kubelka–Munk converted diffuse reflectance spectrum of solid **BrTn** (black broken line). (d) Kubelka–Munk converted diffuse reflectance and PL spectra of solid **TIPS-BrTn** (green lines). (e) Absorption and PL spectra of liquid **2DMOS-BrTn** (orange lines). Corresponding absorption and PL spectra in cyclohexane (grey lines,  $1.0 \times 10^{-5}$  M) were also shown in panels (c)–(e).



RTP in solution. In the crystal, **TIPS-BrTn** exhibits the skew conformation, while unsubstituted **BrTn** takes the planar conformation, likely due to intermolecular  $\pi$ - $\pi$  interactions (Fig. 5b).<sup>11</sup> Thus, the ground-state conformation depends on the intermolecular interactions in the condensed state. Moreover, **BrTn** exhibits bright RTP in solution while it is nonemissive in the crystal, indicating that interchromophoric interactions of the **BrTn** skeleton can result in ACQ (Fig. 5a, right; 5c, black broken line). On the other hand, the crystalline solid of **TIPS-BrTn** exhibits RTP at a shorter wavelength than that of the planar conformer. Therefore, the conformational change is suppressed in the crystal, and the RTP originates from the skew conformer (Fig. 5a, right; 5d, green lines).

The UV-visible absorption spectra of **2DMOS-BrTn** and **1DMOS-BrTn** in solution are similar to those of **BrTn** and **TIPS-BrTn**, with the absorption maxima at 311 and 307 nm, respectively (Fig. 5e, grey lines; Fig. S5). Therefore, they mostly exist as the skew conformer in the ground state in solution. In the solvent-free liquid state, their absorption maxima remained unchanged (Fig. 5e, orange lines; Fig. S5). Thus, **2DMOS-BrTn** and **1DMOS-BrTn** mainly exist as the skew conformer as well in the solvent-free liquid state without substantial intermolecular electronic interactions. In contrast, the large  $k_p$  and the sharp PL spectral shape observed for liquid **2DMOS-BrTn** and **1DMOS-BrTn** are the characteristics of the RTP from the planar conformer.<sup>10</sup> The fsTA spectra also support the assignment of RTP from the planar conformer, as the evolution-associated spectrum-2 corresponds to the  $T_1$ -state planar conformer of the thienyl diketones (Fig. 4b).<sup>10</sup> These assignments suggest the involvement of the skew-to-planar conformation change in the excited state, which is basically difficult in solid states, resulting in a large gap between the absorption and emission maxima of over 250 nm (Fig. 5a, left; Fig. 5e, orange lines).

Importantly, the excitation spectra matched the absorption spectra (Fig. S5), confirming that the excitation of the skew conformer efficiently generates the excited planar conformer. To assess the possible skew-to-planar intermolecular energy transfer, we evaluated the absorption, PL, and excitation spectra of their dilute solutions in silicone oil (KF-96-3,000CS), whose viscosity (2.9 Pa s) is comparable to the solvent-free liquids **2DMOS-BrTn** and **1DMOS-BrTn**. As a result, the excitation spectra again matched the absorption spectra (Fig. S6). Therefore, **2DMOS-BrTn** and **1DMOS-BrTn** undergo skew-to-planar conformation change in the excited state before emitting the RTP, even in the highly viscous solvent-free liquid state.

## Conclusions

Efficient RTP from molecular solvent-free liquid was achieved by liquefying the metal-free organic 3-bromo-2-thienyl diketone skeleton through the introduction of one (**1DMOS-BrTn**) or two DMOS substituents (**2DMOS-BrTn**). The RTP quantum yield  $\Phi_p$  of **2DMOS-BrTn** was 5.6% in air, which, to our knowledge, is the highest value for organic RTP of an air-saturated molecular liquid. Moreover, its  $\Phi_p$  was increased to 25.6% under Ar. Notably, although the luminescence of condensed materials often broadens to lose colour purity and suffers from

aggregation-caused quenching, the RTP of the liquid diketones were monomer emission, kept the vivid yellow colour, and had a molecular origin. In particular, two DMOS substituents of **2DMOS-BrTn** efficiently avoid ACQ, providing slightly higher  $\Phi_p$  in the solvent-free liquid state than in solution, both in air and under Ar. Most importantly, the efficient RTP stems from the large  $k_p$  value of over 5000 s<sup>-1</sup> from the planar conformer. Although the major conformation in the ground state is the skew conformer, it can undergo a conformational change in the excited state, resulting in a large absorption-emission gap of over 250 nm as well as the fast RTP. Such dynamic behaviour represents the uniqueness of the liquid state, the most flexible of condensed matter.

## Author contributions

Y. T. conceptualisation: lead; funding acquisition: lead; investigation: supporting; supervision: lead; visualisation: lead; writing – original draft: lead; writing – review & editing: lead. Y. O. investigation: equal. R. O. investigation: equal. J. F. investigation: supporting. Y. M. investigation: supporting; writing – review & editing: supporting. M. N. investigation: supporting; resources: supporting; writing – review & editing: supporting. O. U. investigation: supporting; writing – review & editing: supporting. T. I. investigation: supporting; resources: supporting; writing – review & editing: supporting. T. E. investigation: supporting; writing – review & editing: supporting. K. M. and K. O. investigation: supporting; resources: supporting; writing – review & editing: supporting. T. O. resources: lead; funding acquisition: supporting; supervision: supporting; writing – review & editing: supporting.

## Conflicts of interest

There are no conflicts to declare.

## Data availability

The data supporting this article have been included as part of the Supplementary Information. Crystallographic data for **BrTn** (CCDC 1906439) and **TIPS-BrTn** (CCDC 1906440) has been deposited at the CCDC and can be obtained from [www.ccdc.cam.ac.uk/data\\_request/cif](http://www.ccdc.cam.ac.uk/data_request/cif).

CCDC 1906439 and 1906440 contain the supplementary crystallographic data for this paper.<sup>23,24</sup>

Synthesis and characterisation of new compounds and physicochemical properties. See DOI: <https://doi.org/10.1039/d5sc03768a>.

## Acknowledgements

This work was supported by JSPS KAKENHI (grant numbers JP23H03955 and JP22H02159). Y. T. is grateful to the Izumi Science and Technology Foundation, the Toyota Physical and Chemical Research Institute, and the Yazaki Memorial Foundation for Science and Technology for the financial support. The authors thank Dr Ken-ichi Yamashita (The University of



Osaka) for the lifetime measurements and Mr Yukihiro Matsuda (The University of Osaka) for supporting analytical data collection. The experiments were partially performed at the Analytical Instrument Facility, Graduate School of Science, Osaka University, using research equipment shared in MEXT project (JPMXS0441200023).

## Notes and references

- (a) X. Wei, J. Ye, L. Shi and R. Jia, *Adv. Opt. Mater.*, 2025, 2500106; (b) Z. Zhou, X. Xie, Z. Sun, X. Wang, Z. An and W. Huang, *J. Mater. Chem. C*, 2023, **11**, 3143–3161; (c) J. Zhi, Q. Zhou, H. Shi, Z. An and W. Huang, *Chem.–Asian J.*, 2020, **15**, 947–957.
- (a) T. Nakanishi, in *Functional Organic Liquids*, Wiley, 2019; (b) F. Lu and T. Nakanishi, *Adv. Opt. Mater.*, 2019, **7**, 1900176; (c) A. Tateyama and T. Nakanishi, *Responsive Mater.*, 2023, **1**, e20230001.
- (a) W. Zhao, Z. He and B. Z. Tang, *Nat. Rev. Mater.*, 2020, **5**, 869–885; (b) Kenry, C. Chen and B. Liu, *Nat. Commun.*, 2019, **10**, 2111; (c) A. Forni, E. Lucenti, C. Botta and E. Cariati, *J. Mater. Chem. C*, 2018, **6**, 4603–4626.
- (a) S. Hirata, *Adv. Opt. Mater.*, 2017, **5**, 1700116; (b) N. J. Turro, V. Ramamurthy and J. C. Scaiano, *Principles of Molecular Photochemistry: An Introduction*, University Science Books, Sausalito, CA, 2009.
- F. Lu, T. Takaya, K. Iwata, I. Kawamura, A. Saeki, M. Ishii, K. Nagura and T. Nakanishi, *Sci. Rep.*, 2017, **7**, 3416.
- Goudappagouda, A. Manthanath, V. C. Wakchaure, K. C. Ranjeesh, T. Das, K. Vanka, T. Nakanishi and S. S. Babu, *Angew. Chem., Int. Ed.*, 2019, **58**, 2284–2288.
- Z. Xu, Z. Wang, W. Yao, Y. Gao, Y. Li, H. Shi, W. Huang and Z. An, *Angew. Chem., Int. Ed.*, 2023, **62**, e202301564.
- Z. Chen, X. Chen, D. Ma, Z. Mao, J. Zhao and Z. Chi, *J. Am. Chem. Soc.*, 2023, **145**, 16748–16759.
- J. Cao, J. Song, Y. Hu, F. Zhang and X. Ma, *CCS Chem.*, 2025, **7**, 2065–2074.
- Y. Tani, K. Miyata, E. Ou, Y. Oshima, M. Komura, M. Terasaki, S. Kimura, T. Ehara, K. Kubo, K. Onda and T. Ogawa, *Chem. Sci.*, 2024, **15**, 10784–10793.
- Y. Tani, M. Terasaki, M. Komura and T. Ogawa, *J. Mater. Chem. C*, 2019, **7**, 11926–11931.
- M. Komura, T. Ogawa and Y. Tani, *Chem. Sci.*, 2021, **12**, 14363–14368.
- F. Lu, A. Shinohara, I. Kawamura, A. Saeki, T. Takaya, K. Iwata and T. Nakanishi, *Helv. Chim. Acta*, 2023, **106**, e202300050.
- (a) M. Komura, H. Sotome, H. Miyasaka, T. Ogawa and Y. Tani, *Chem. Sci.*, 2023, **14**, 5302–5308; (b) J. B. Rodriguez, K. Lam, T. B. Anwar and C. J. Bardeen, *ACS Omega*, 2024, **9**, 11266–11272; (c) Y. Sato, Y. Mutoh, S. Morishita, N. Tsurumachi and K. Isoda, *J. Phys. Chem. Lett.*, 2021, **12**, 3014–3018; (d) T. Butler, F. Wang, M. L. Daly, C. A. DeRosa, D. A. Dickie, M. Sabat and C. L. Fraser, *J. Phys. Chem. C*, 2019, **123**, 25788–25800; (e) K. Chung, M. S. Kwon, B. M. Leung, A. G. Wong-Foy, M. S. Kim, J. Kim, S. Takayama, J. Gierschner, A. J. Matzger and J. Kim, *ACS Cent. Sci.*, 2015, **1**, 94–102.
- (a) I. V. Dyadishchev, D. O. Balakirev, N. K. Kalinichenko, E. A. Svidchenko, N. M. Surin, S. M. Peregodova, V. G. Vasilev, O. Y. Shashkanova, A. V. Bakirov, S. A. Ponomarenko and Y. N. Luponosov, *Dyes Pigm.*, 2024, **224**, 112003; (b) Y. N. Luponosov, D. O. Balakirev, I. V. Dyadishchev, A. N. Solodukhin, M. A. Obrezkova, E. A. Svidchenko, N. M. Surin and S. A. Ponomarenko, *J. Mater. Chem. C*, 2020, **8**, 17074–17082; (c) M. Taki, S. Azeyanagi, K. Hayashi and S. Yamaguchi, *J. Mater. Chem. C*, 2017, **5**, 2142–2148; (d) S. S. Babu, M. J. Hollamby, J. Aimi, H. Ozawa, A. Saeki, S. Seki, K. Kobayashi, K. Hagiwara, M. Yoshizawa, H. Möhwald and T. Nakanishi, *Nat. Commun.*, 2013, **4**, 1969; (e) T. Machida, R. Taniguchi, T. Oura, K. Sada and K. Kokado, *Chem. Commun.*, 2017, **53**, 2378–2381.
- Y. Kume, Y. Mlyazaki, T. Matsuo and H. Suga, *J. Phys. Chem. Solids*, 1992, **53**, 1297–1304.
- F. Lu, K. Jang, I. Osica, K. Hagiwara, M. Yoshizawa, M. Ishii, Y. Chino, K. Ohta, K. Ludwichowska, K. J. Kurzydłowski, S. Ishihara and T. Nakanishi, *Chem. Sci.*, 2018, **9**, 6774–6778.
- Y. Tani, M. Komura and T. Ogawa, *Chem. Commun.*, 2020, **56**, 6810–6813.
- (a) J. M. Ha, S. H. Hur, A. Pathak, J.-E. Jeong and H. Y. Woo, *NPG Asia Mater.*, 2021, **13**, 53; (b) X. Yao, Y. Li, H. Shi, Z. Yu, B. Wu, Z. Zhou, C. Zhou, X. Zheng, M. Tang, X. Wang, H. Ma, Z. Meng, W. Huang and Z. An, *Nat. Commun.*, 2024, **15**, 4520.
- G. Baryshnikov, B. Minaev and H. Ågren, *Chem. Rev.*, 2017, **117**, 6500–6537.
- S. Hirata, K. Kubota, H. H. Jung, O. Hirata, K. Goushi, M. Yahiro and C. Adachi, *Adv. Mater.*, 2011, **23**, 889–893.
- K. Bhattacharyya and M. Chowdhury, *J. Photochem.*, 1986, **33**, 61–65.
- Y. Tani, M. Terasaki, M. Komura and T. Ogawa, *J. Mater. Chem. C*, 2019, **7**, 11926.
- Y. Tani, M. Terasaki, M. Komura and T. Ogawa, *J. Mater. Chem. C*, 2019, **7**, 11926.

