


Cite this: *RSC Adv.*, 2024, 14, 2929

Received 25th October 2023
Accepted 10th January 2024

DOI: 10.1039/d3ra07270c

rsc.li/rsc-advances

Update on novel synthetic approaches towards the construction of carbazole nuclei: a review

Saba Munawar,^a Ameer Fawad Zahoor,^{ID} *^a Asim Mansha,^a Tanveer Hussain Bokhari^a and Ahmad Irfan^b

The carbazole scaffold is a significant entity in organic compounds due to its variety of biological and synthetic applications. Traditionally, carbazole skeletons have been synthesized either *via* the Grabe–Ullman method, Clemo–Perkin method or Tauber method. With the passage of time, these methods have been modified and explored to accomplish the synthesis of target compounds. These methods include hydroarylations, C–H activations, annulations and cyclization reactions mediated by a variety of catalysts to construct carbazole-based compounds. This brief review article intends to provide recent updates on important methodological developments reported for the synthesis of carbazole nuclei covering 2019–2023.

Introduction

The chemistry of heterocycles is a fundamental part of organic compounds.¹ Drug design and development is responsible for a wide variety of heterocyclic compounds that have been discovered and exploited in the area of drug synthesis,² synthetic polymers,³ fluorescent probes,⁴ agrochemicals,⁵ veterinary products,⁶ dyes⁷ *etc.* A large number of heterocyclic compounds occur naturally having algal, fungal, or plant sources of origin, whose synthesis can be carried out *via* a number of strategies.^{8,9} These heterocycles may possess oxygen, nitrogen, or sulfur in their cyclic structure.^{10,11} The presence of a heteroatom influences a substantial change in the properties of the respective compounds making them biologically active¹² and medicinally important.¹³ The heterocycles containing one or more nitrogen in their structures have a significant place in the synthetic field.¹⁴ Some of the nitrogen-containing drugs are presented in Fig. 1 which include lisinopril¹⁵ (anti-hypertensive) **1**, cephalexin¹⁶ **2** and (+)-penicillin V potassium salt¹⁷ **4** (anti-biotic), enalapril¹⁸ (treat heart failure and diabetes) **3**, Atorvastatin¹⁹ (decrease cholesterol level) **5** and Sumatriptan²⁰ (treat migraine) **6**.

Carbazole is an important part of significant nitrogen-containing heterocycles. It consists of a tricyclic core with two fused benzene rings on either side of the pyrrole ring (Fig. 2).²¹ This heterocyclic moiety accounts for a number of industrial, and biological properties. Carbazoles belong to the class of indoles and represent privileged scaffolds in biological and

non-biological systems by exhibiting a wide spectrum of applications in different fields. It exhibits a number of biological activities^{22,23} *i.e.*, anti-microbial,²⁴ anti-cancerous,²⁵ anti-inflammatory,²⁶ anti-viral,²⁷ neuroprotective²⁸ and anti-oxidative.²⁹ Among industrial applications, carbazole scaffold has found potential applications in fluorescent probes,³⁰ bioimaging devices,³¹ organic semiconductors³² and polymers^{33,34} *etc.*

Carbazole embodies a vast variety of plant-based natural compounds, harbored with profound pharmaceutical properties.^{35,36} It is widespread in a number of naturally occurring compounds such as alkaloids.³⁷ The Rutaceae family is found to be the source of carbazoles among many other naturally occurring sources.³⁸ Cancer has been the leading cause of death among mankind. The discovery of multiple etiologies along with their treatments goes side by side. Various naturally occurring compounds have been found active against cancer-causing agents *i.e.*, oncogens. The carbazole derivatives have emerged to find anti-cancerous activities against such oncogens, *i.e.*, ellipticine **11**,³⁹ a promising anti-tumor drug. Carvedilol **13**,⁴⁰ a vasodilator and effective anti-oxidant has been found to be operative in the treatment of heart failure. Along with the compounds as mentioned above, the structures of some of the bioactive carbazoles^{38–43} are presented as follows (Fig. 3).

A lot of research has been conducted in the past for the synthesis of N-heterocycles^{44,45} including carbazoles.^{46–48} The synthesis of carbazole scaffold has been achieved *via* alternative strategies.^{49–54} These strategies involved electrocyclic reactions, cycloaddition reactions, annulations and insertion reactions. This review article covers the latest updates on the methodological development of carbazole skeleton reported since 2019. The division of content has been focused on the process involved in the construction of carbazole nuclei. The synthesis

^aDepartment of Chemistry, Government College University Faisalabad, 38000-Faisalabad, Pakistan. E-mail: fawad.zahoor@gcuf.edu.pk

^bDepartment of Chemistry, King Khalid University, Abha 61413, P.O. Box 9004, Saudi Arabia



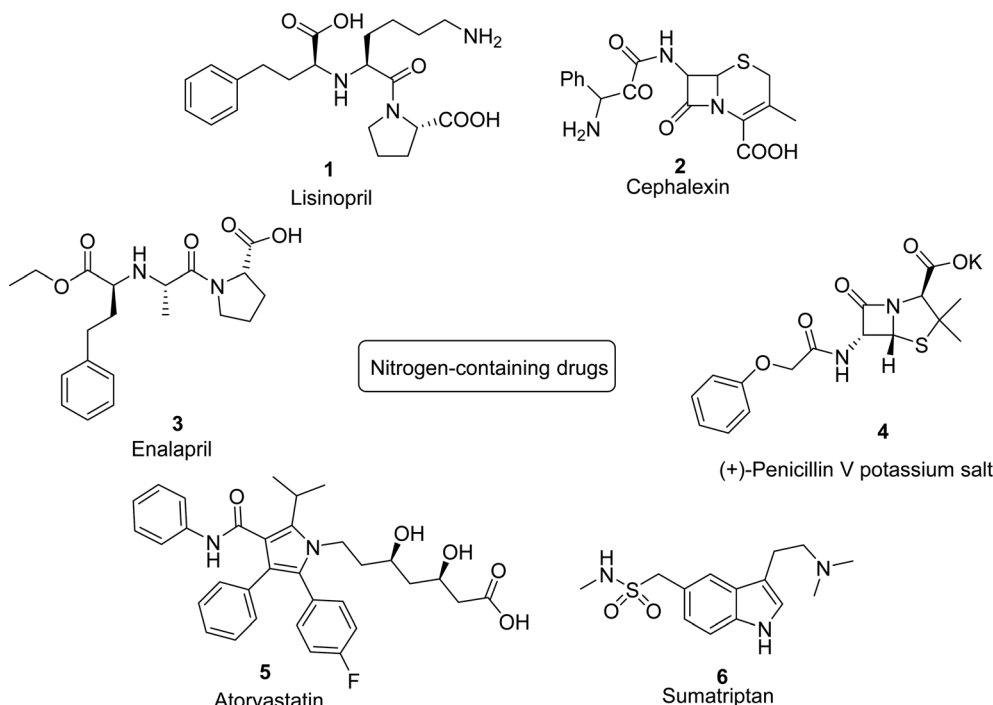


Fig. 1 N-Heterocyclic drugs and their structures.

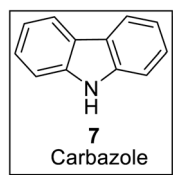


Fig. 2 The structure of [9H-carbazole].

of carbazole skeleton has been achieved *via* a number of strategies which have been explained under specific classifications as follows.

Synthesis of carbazole nucleus

Hydroarylation reactions for the synthesis of carbazoles

Transition metals are widely employed as catalysts in the field of organic synthesis.⁵⁵ Hydroarylation reactions are considered efficient owing to economically appealing, mild conditions and high-bond forming efficacy.⁵⁶ Palladium-catalyzed hydroarylation for carbazole synthesis was proposed by Martin *et al.* in 2021, for which Pd(PPh₃)₂Cl₂ was employed as a catalyst with CuI acting as a co-catalyst and triethylamine as a solvent at 40 °C to accomplish the target compounds.⁵⁷ A chemo- and regio-selective synthesis of 2-iodo-1-aryl-9H-carbazoles was achieved by employing different substrates leading towards a diverse series of three types of products. The Pd-catalysis was performed by reaction of aryl iodides **15**, 2-iodo thiophenes **18** and 3-iodo-indole carbaldehydes **21** with substituted iodo alkynols **14** to furnish respective carbazoles **16**, **19** and **22** in moderate yields (Scheme 1). The feasible mechanistic pathway for this

reaction included the synthesis of Sonogashira adduct **A** from alkynols **14** and aryl iodide under palladium catalysis. In the next step, palladium salt coordinated with alkyne moiety to form complex **B** which underwent 5-*endo-dig* carbopalladation to generate pallada-spirocyclopentene intermediate **C**. Next, iodotetrahydrocarbazolium specie **D** was produced *via* 1,2-alkyl migration which was proceeded by 1,4-iodonium migration to give 2-iodo 1-aryl-4,9-dihydro-3H-carbazol-4-ols **E**. In the final step, 2-iodocarbazoles were produced after dehydration (Scheme 2).⁵⁷ The key attributes of this reaction are the selectivity induced by Pd-catalyst and the functionalization of the aryl iodide group by employing the Suzuki reaction to furnish a variety of compounds. In the subsequent year, Jatoth *et al.* accomplished the synthesis of N-heterocycles fused with carbazole by employing TFA-mediated, metal-free, green, one-pot hydroarylation protocol.⁵⁸ The reaction of 3-ethynyl-2-chloro substituted quinoxalin **27** and 5-ethynyl-4-chloro substituted pyrimidines **25** with indole derivatives **24** in the presence of trifluoroacetic acid at room temperature for 60 min furnished N-heterocycle fused substituted carbazoles **26** and **28** in 65–68 and 63–71% respective yields comprising of twelve and two examples each. This methodology features short reaction time, wide substrate scope, facile conditions and good yields of products (Scheme 3).

Annulation reactions for the synthesis of carbazoles

Annulation reactions are widely employed for the synthesis of functionalized carbazoles. These include [4 + 2] annulation, benzannulation, cascade annulation *etc.*^{59,60} Among these, the [4 + 2] annulation is deliberated to be the most productive



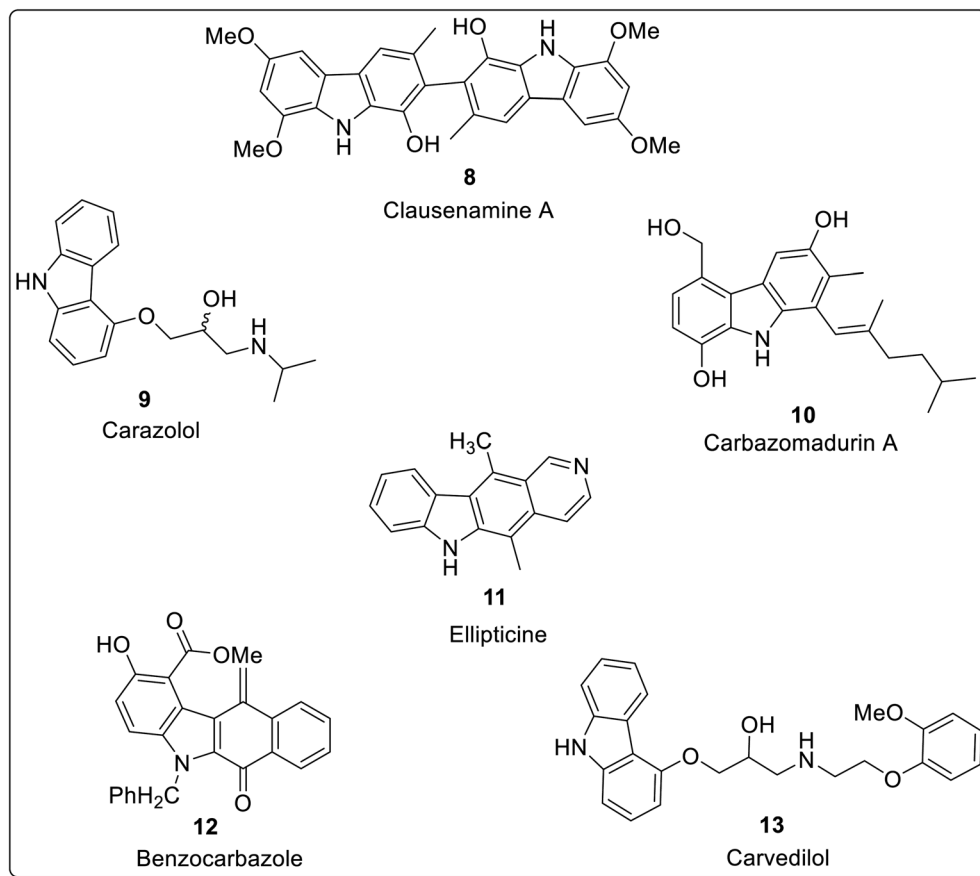
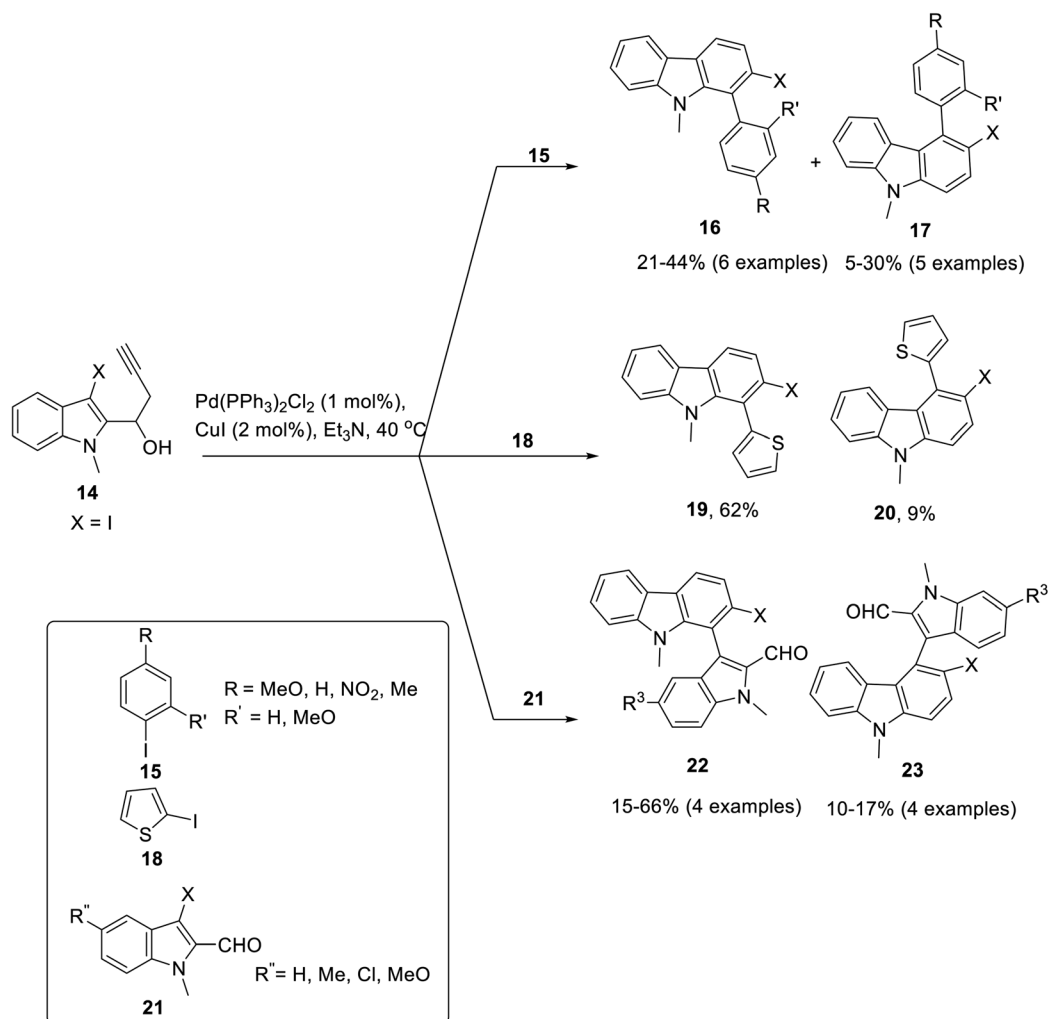


Fig. 3 Structures of carbazole containing natural compounds.

protocol for indole-to-carbazole synthesis. El-Harairy *et al.* in 2019 employed a [4 + 2] annulation protocol based on a Brønsted acid having imidazolium-based ionic liquid with sulfone moiety in butyl acetate to achieve the task.⁶¹ The efficiency of this catalytic system was checked by employing it for the conversion reactions of different indoles. For [4 + 2] annulation, 2 molecules of *N*-methylindole **30** were made to react with 2,5-dihydro-2,5-dimethoxyfuran **29** in the presence of butyl acetate as a solvent and 10 mol% of ionic liquid **31** as a ligand to afford 70–92% of target compounds **32**. Some important features of this methodology included the reusability and effectiveness of ionic liquid in obtaining better selectivity and yields (Scheme 4). The imidazolium-based ionic liquid breaks the stereotype of using toxic and hazardous solvents for the synthesis of organic compounds and introduces a more selective, high-yielding and recoverable green catalytic solvent system with butyl acetate. Another Brønsted acid-catalyzed pinacol rearrangement for the synthesis of functionalized carbazoles from α -(3-indolyl) ketones *via* cascade annulation (one-pot) was reported by Kundu *et al.* in the similar year.⁶² The targeted compounds were obtained by reacting 2-alkenyl indole **33** and substituted aldehydes **34** in the presence of 20 mol% of *para*-toluenesulfonic acid (PTSA·H₂O) as a catalyzing agent in toluene as a solvent at 120 °C leading towards the synthesis of functionalized carbazoles **35**. The functionalized carbazoles **35**

could further *N*-methylated in the presence of methyl iodide and dimethyl sulfoxide providing carbazole derivatives **35a** in 44–67% yields (Scheme 5). The mechanistic details for the synthesis functionalized carbazole **35** involved the synthesis of indolyl diol **A** which underwent pinacol-type rearrangement to give α -(3-indolyl) ketone **B**. Next, desired carbazole **35** was synthesized *via* tandem cyclization and aromatization of subsequent intermediates (Scheme 6).⁶² The catalyst employed for this methodology is commercially available and inexpensive making it a feasible and convenient methodology.

The benzannulation reactions are used widely to access functionalized and naturally occurring carbazoles. The Scheme 7 presents the synthesis of 4-hydroxy carbazoles **38** from nitroindoles **36a** *via* a metal-free benzannulation with alkylidene azalactones **37**, reported by Cao *et al.* in 2021.⁶³ The *N*-Ts-3-nitroindole **36a** on conjugate vinylogous addition to azalactone **37** in the presence of 2 equivalents of base and 1 : 2 solvent ratio of THF/hexane at 40 °C furnished 4-hydroxy carbazole derivatives **38** in 20–92% yield. The mechanistic details implied the synthesis of dienolate **A** *via* deprotonation of azalactone **37** by K₂CO₃ which gave nitronate intermediate **B** by reacting with 3-nitroindole **36a**. Next, indoline-fused compound **C** was produced from intermediate **B** *via* intramolecular cyclization. The compound **C** eliminated a molecule of nitrous acid to generate indole-fused compound **D** which produced



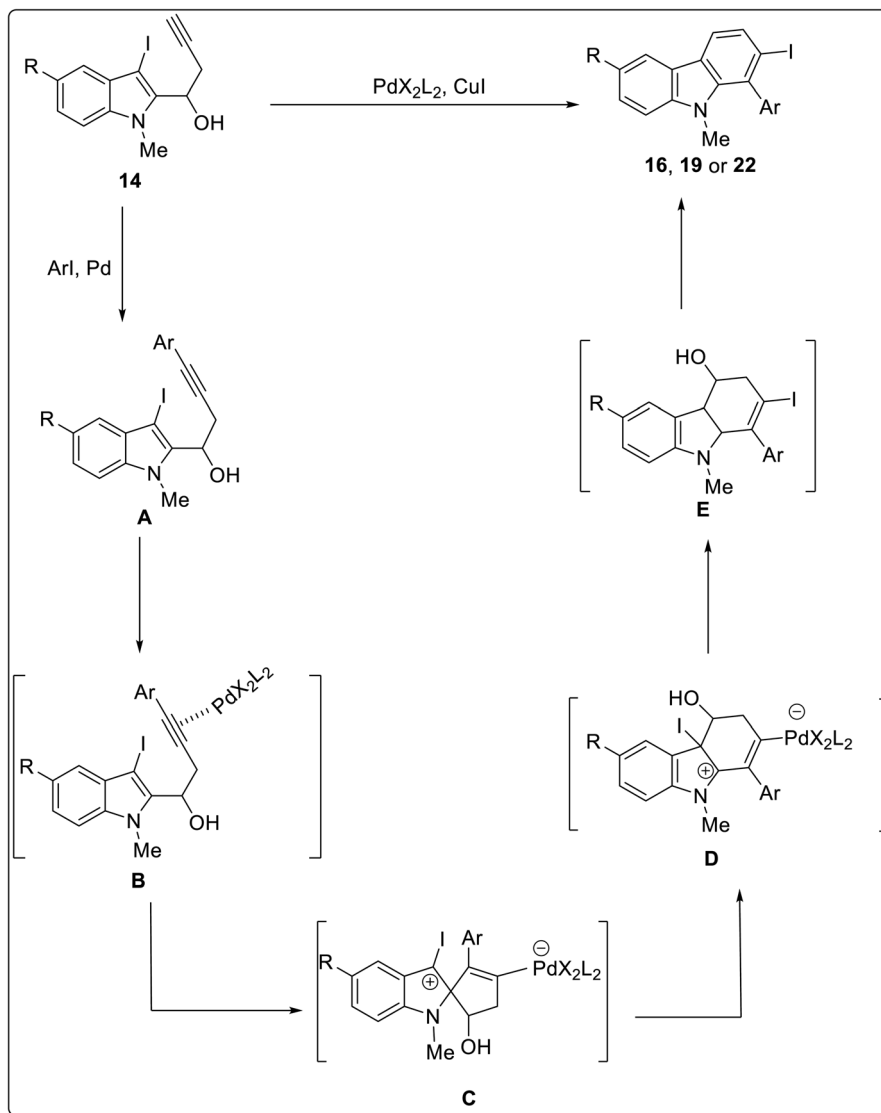
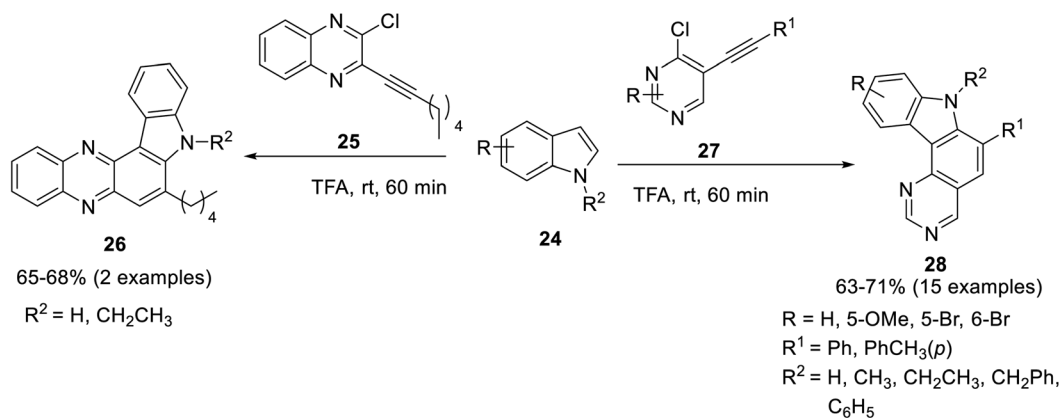
Scheme 1 Pd-catalyzed hydroarylation for synthesis of 2-iodo-1-aryl-9H-carbazoles.

potassium carbazol-4-olate **E** followed by acidification to give carbazole derivative **38** (Scheme 8).⁶³ The azalactone tolerated a wide variety of substrates possessing facile and scalable methodology. Karan *et al.* employed a triple cascade one pot benzannulation protocol and provided a back-to-front approach for synthesizing carbazole nuclei **40** from indole 2-carboxaldehyde **36b** and substituted boronic acids **39**.⁶⁴ The one-pot procedure consisted of allylation followed by *E*-2 elimination mediated with triethylamine and 6π -electro cyclization to furnish carbazoles **40** in 49–74% yield range (Scheme 7). The mechanistic details for the synthesis of carbazole **40** inferred the reaction between indole 2-carboxaldehyde **36b** and substituted boronic acids **39** to give allylic alcohol **A**. The next step involved mesylation of allylic alcohol **A** along with triethylamine assisted elimination to give conjugated alkene **C**. In the final step, carbazoles **40** are produced *via* 6π -electrocyclization and aromatization of alkene **C** (Scheme 9).⁶⁴ The developed procedure provided a scalable pathway for the synthesis of carbazole-based natural products *i.e.*, glycozolinol and glycozoline. Another one-pot, metal-free and base-catalyzed synthesis was reported by Singh *et al.* for the synthesis of carbazole-based

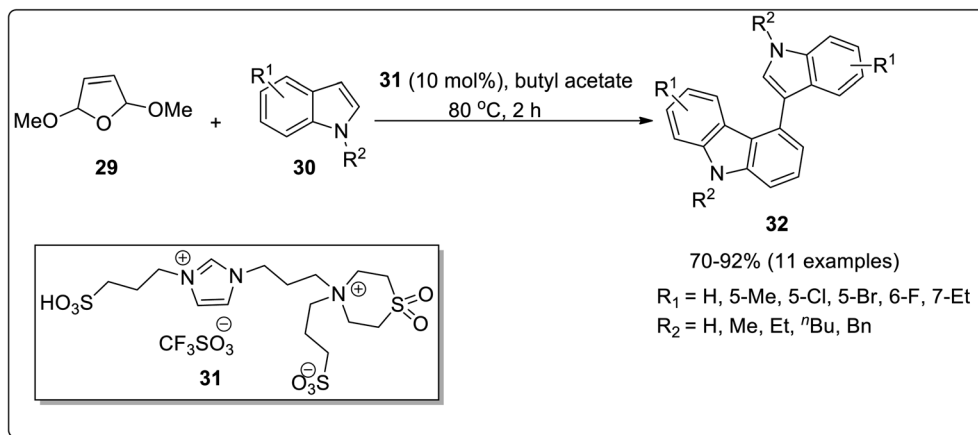
natural products from carbazole **41**.⁶⁵ The synthesized natural products are calothrixin B **41a**, staurosporine **41b** and carbazomycin A **41c** (Fig. 4).

Intramolecular reactions are regioselective, efficient and can be highly versatile. The synthesis of carbazoles has been achieved by various intramolecular cyclization strategies, which might involve serendipitous discovery sometimes.⁶⁶ Kumar *et al.* reported the synthesis of tetracyclic carbazoles *via* an intramolecular benzannulation of alkyne-tethered indoles catalyzed with rhodium acetate in the presence of an oxidant and solvent.⁶⁷ The reaction conditions were optimized by screening different catalysts and solvents by altering their concentration. The intramolecular benzannulation of ethyl 3-(indol-3-yl)acrylate tethered with alkyne **42** was performed by employing 5 mol% of rhodium acetate, 2 mol% of copper bromide in dimethyl acetate to obtain the annulated product **43**. This methodology has been reported to be atom-economical, feasible and substrate-scalable (Scheme 10). The plausible mechanism for the synthesis of carbazole derivative **43** involved the oxidative addition of $\text{Rh}(\text{III})$ to bromocompound **42a** to give intermediate **A**. Next, rhodacycle **B** was produced by



Scheme 2 Mechanistic details for the synthesis of iodocarbazoles **16**, **19** and **22**.⁵⁷

Scheme 3 One-pot hydroarylation for carbazole synthesis.



Scheme 4 [4 + 2] Annulation for the synthesis of carbazole.

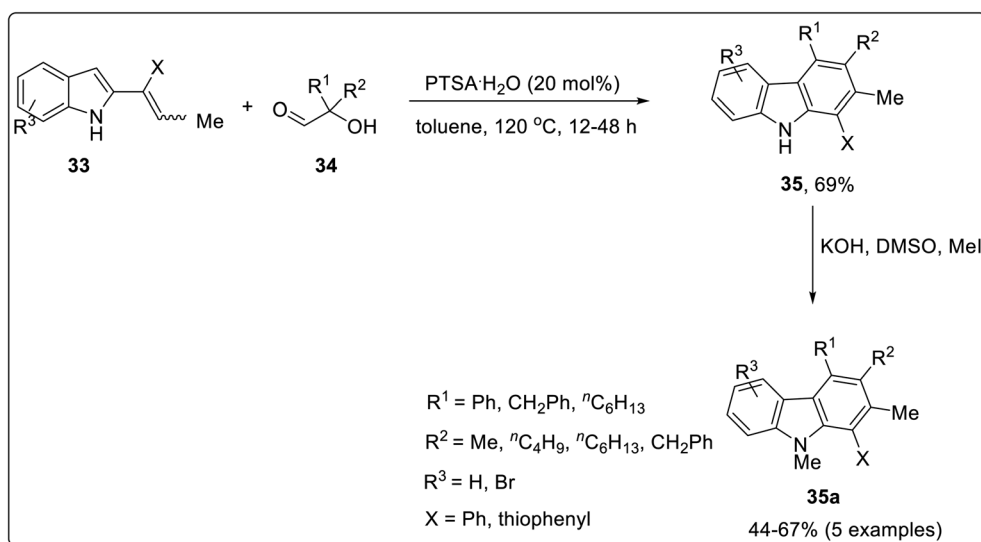
a concerted metalation deprotonation step followed by 6-membered rhodacycle intermediate **C** synthesis *via* an internal alkyne insertion. In the final step, the target compound was synthesized by reductive elimination of intermediate **C** (Scheme 11).⁶⁷ The exploitation of stable bisalkynol **44**, obtained from *N,N*-bis(2-bromoallyl)amines, for a gold-catalyzed back-to-front approach to access carbazoles **45** *via* a double benzannulation strategy was proposed by Muñoz-Torres *et al.* in 2021.⁶⁸ The reaction proceeded in the presence of 5 mol% of NaAuCl₄ · 2H₂O in DCM which induced double benzannulation to give substituted carbazoles in 60–85% yields (Scheme 12). This useful methodology allows the regioselective synthesis of functionalized carbazoles from readily available starting materials.

The carbazole and its derivatives have been constructed by various strategies.⁶⁹ Despite the difficulty of synthesizing *N*-H carbazole from *N*-H indole, a three-component annulation reaction for the carbazole development has been reported by

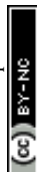
Huang *et al.* in 2021.⁷⁰ It involved the reaction between an indole **46**, bromoacetaldehyde dimethyl acetal **47** and 1,3-dicarbonyl compound **48** to furnish carbazole-2-carboxylates **49**. The synthesized carbazole compounds were further substituted by hydrazine and amide to afford biologically active compounds, which were screened and evaluated against different cell lines (Scheme 13).

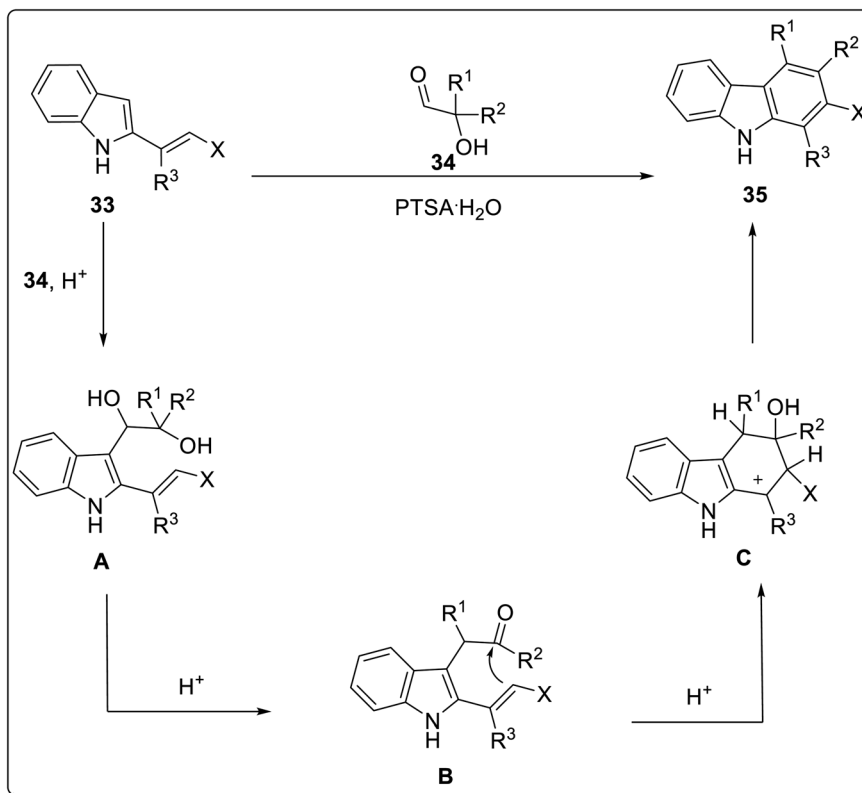
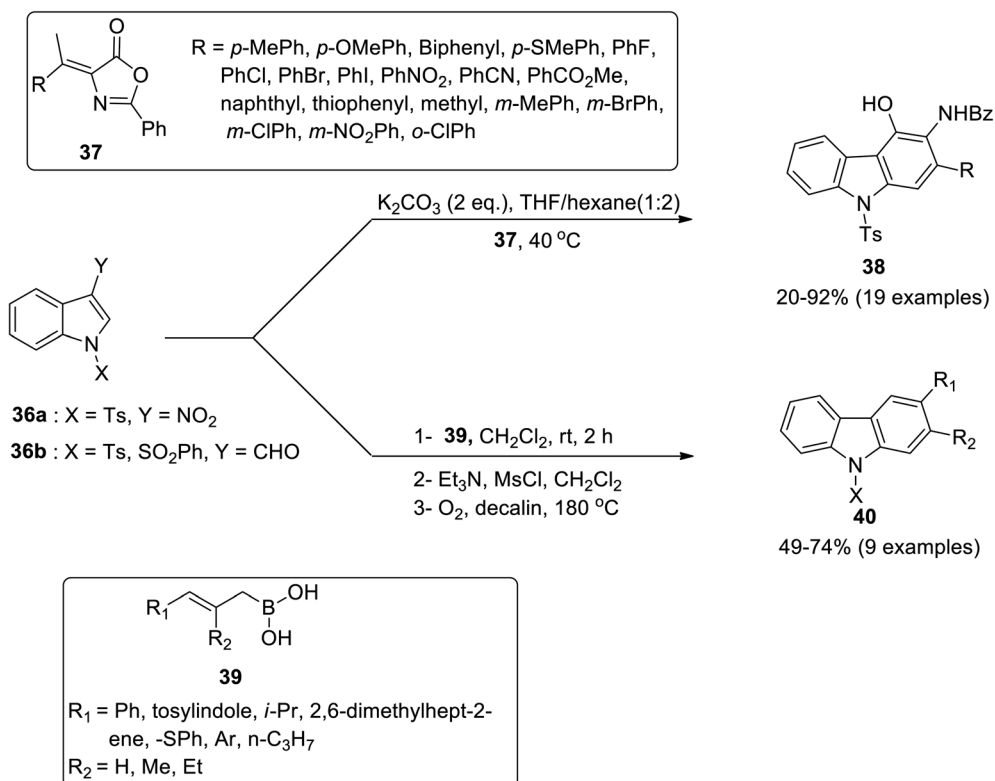
C–H activation for the synthesis of carbazoles

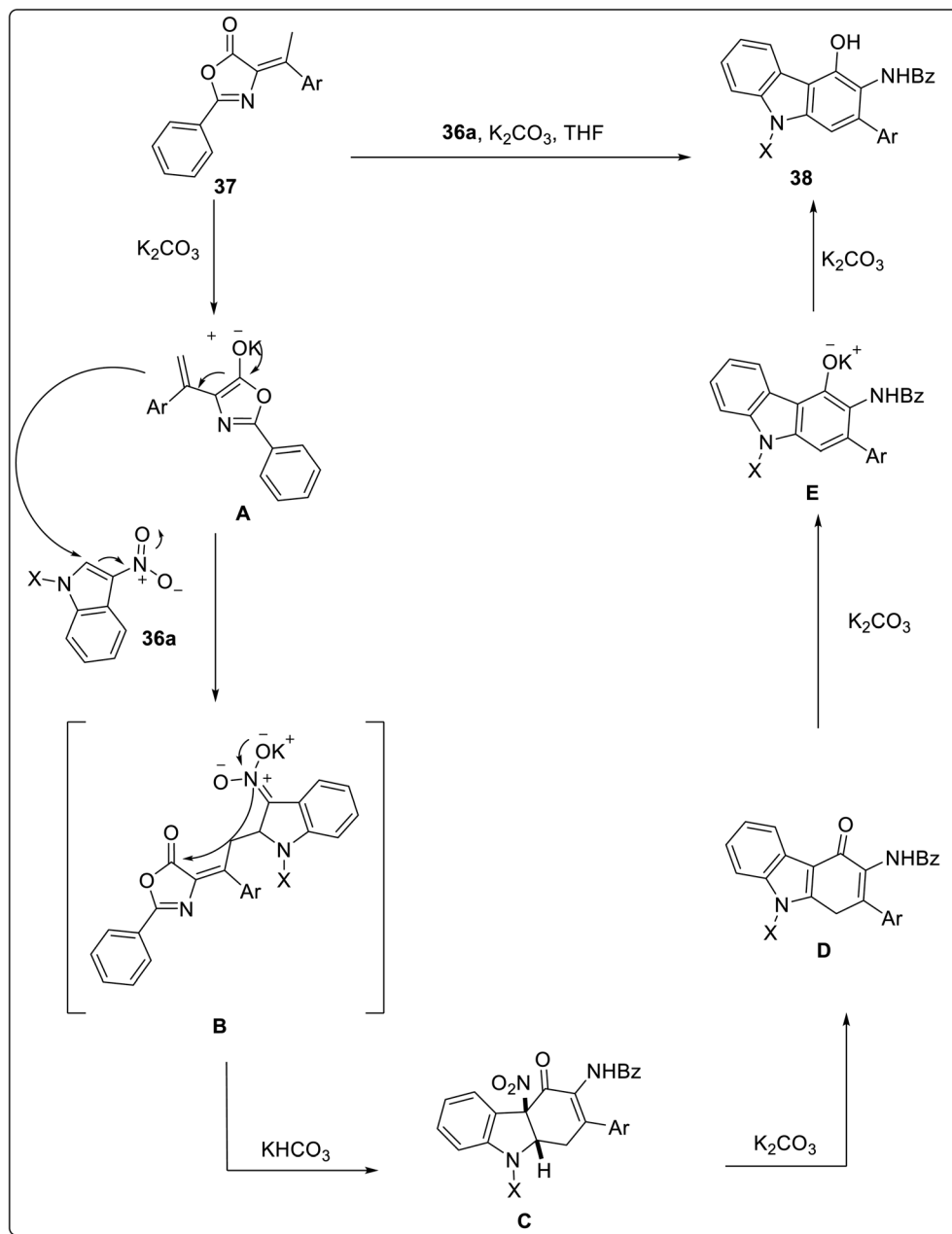
The carbazole nucleus can be constructed *via* C–C, C–N and C–H activation. Among these, C–H activation approach catalyzed with metal salts is considered to be an efficient and mild approach. In that respect, C–H activation *via* intermolecular and intramolecular reactions has been included in this review. Khan *et al.* reported the synthesis of functionalized carbazoles by employing Pd-catalyzed intramolecular C–H activation in 2019.⁷¹ This approach consisted of *N*-arylation by Chan-Lam coupling of boronic acids **53** and *o*-iodoanilines **52** in the



Scheme 5 One-pot cascade annulation reaction for synthesis of carbazole nucleus.



Scheme 6 Mechanistic details for the synthesis of functionalized carbazole **35**.⁶²Scheme 7 Synthesis of 4-hydroxy carbazole **38** and substituted carbazoles **40**.



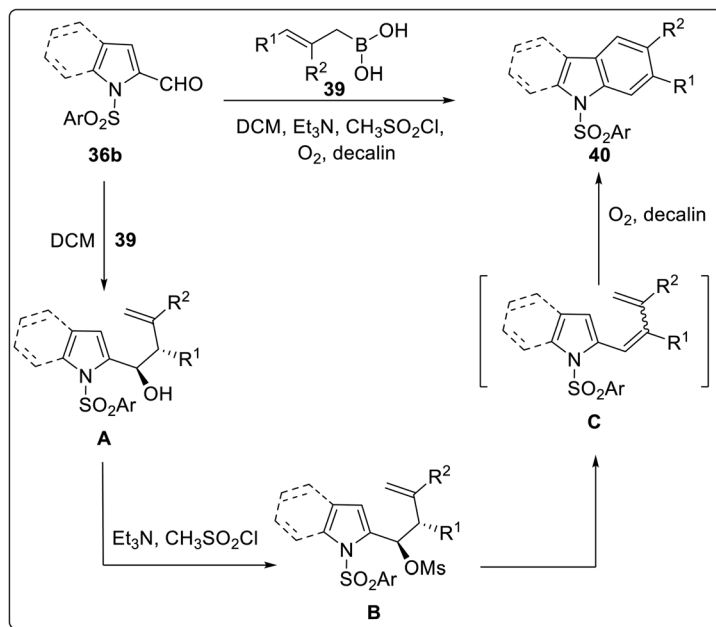
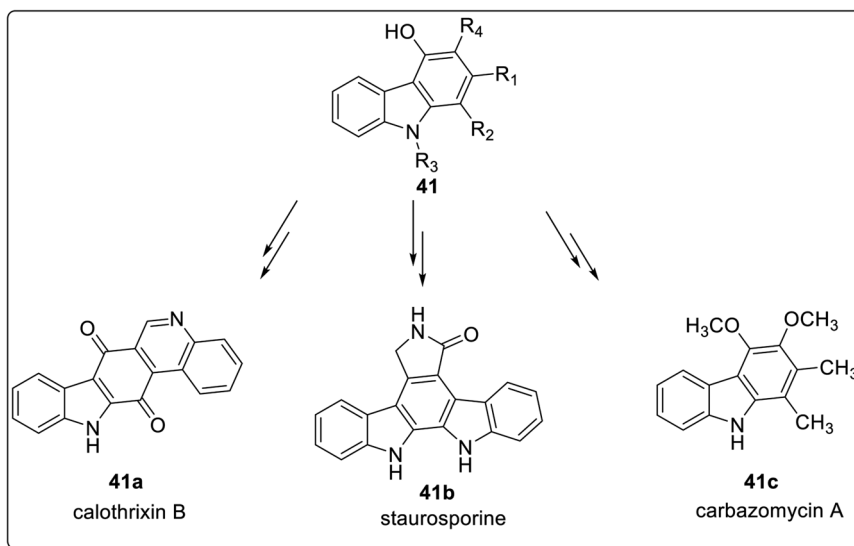
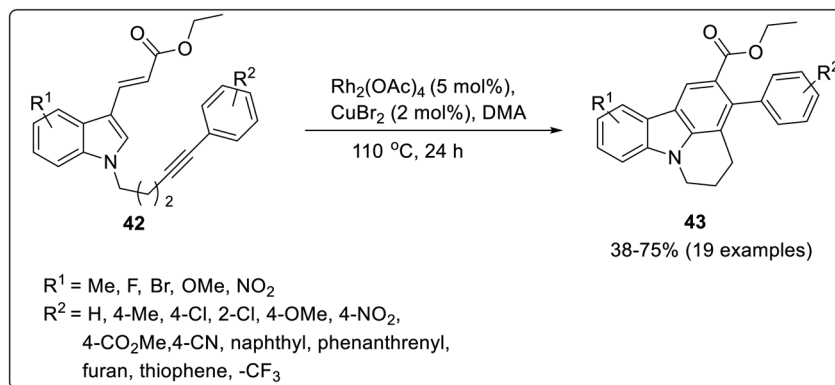
Scheme 8 Mechanistic details for the synthesis of carbazole derivative **38**.⁶³

presence of 10 mol% of $Cu(OAc)_2$, 1.2 equivalents of DBU as a base and decanoic acid as a solvent to give 2-iodo-*N*-phenyl aniline **54**. The second step involved 5 mol% of palladium catalyst and 6 equivalents of DBU-mediated C–H activation of 2-iodo-*N*-phenyl aniline **54** in toluene under a nitrogen atmosphere to furnish carbazoles **55a** in the 41–93% yield range. Alam *et al.* proposed a similar methodology with modified conditions including less catalyst loading of DBU (2 equiv.) in DMF and alteration with microwave irradiation for the synthesis of substituted carbazoles **55b** in 20–95% yields.⁷² The Pd-catalyzed strategy was also amenable for the synthesis of 1-hydroxy carbazoles under aerobic conditions (Scheme 14). The plausible mechanism proposed for the synthesis of carbazoles

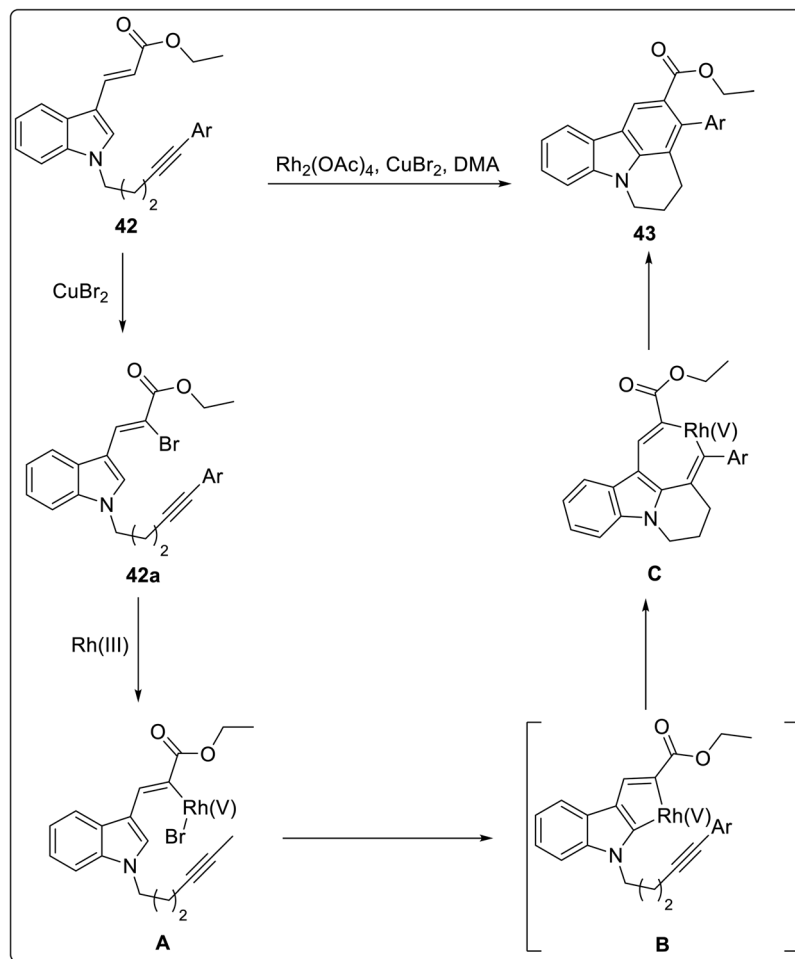
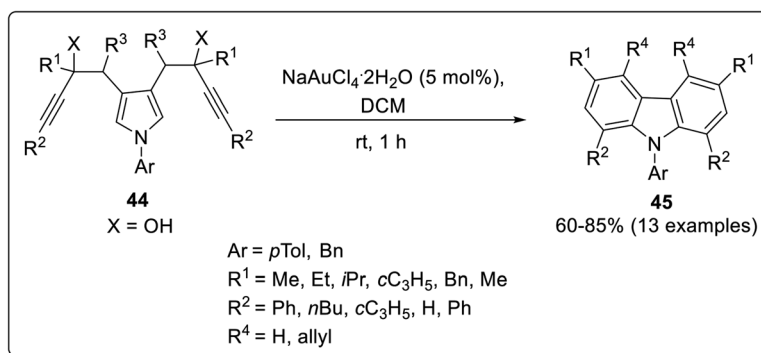
55a and **55b** took place in four steps which involved the synthesis of pallado σ -complex **A** by *in situ* generated $Pd(0)$ species *via* oxidative addition. Next, σ -bond metathesis gave intermediate **B** constituting C–H activation step followed by DBU-assisted deprotonation to furnish 6-membered palladacycle **C**. The final step consisted of reductive elimination to generate carbazole **55a** and **55b** (Scheme 15). Microwave irradiation led to the synthesis of products in better yields with less amount of base and solvent in a short reaction time.

Another class of carbazole *i.e.*, indolocarbazole has found significant value in the organic field.⁷³ Intramolecular C–H activation methodology to access carbazole skeleton has also been reported by Youn *et al.* (2019)⁷⁴ and Martinez-Lara *et al.*



Scheme 9 Mechanistic details for the synthesis of carbazole derivative **40**.⁶⁴Fig. 4 Structure of carbazole derivative **41** and natural products (calothrixin B **41a**, staurosporine **41b** and carbazomycin A **41c**) obtained by it.

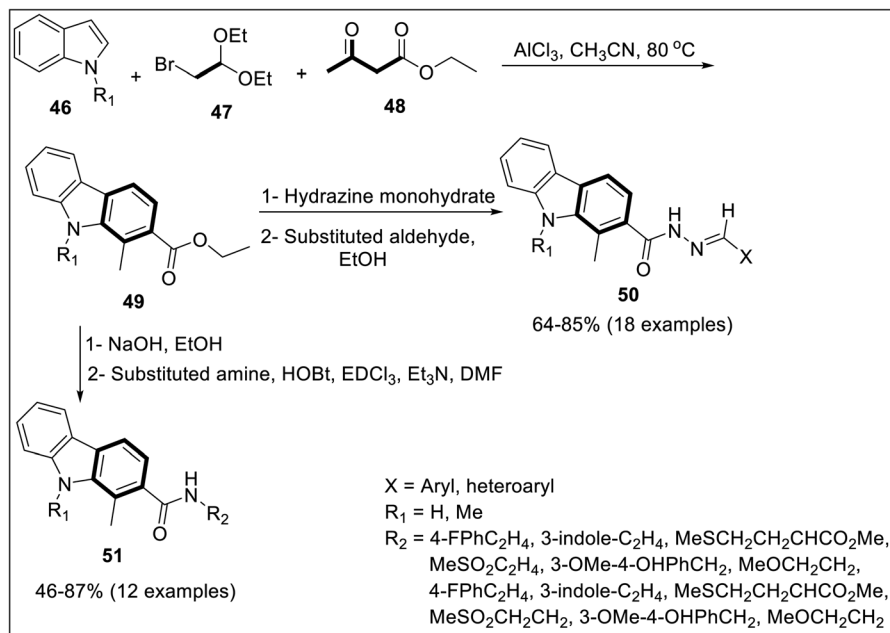
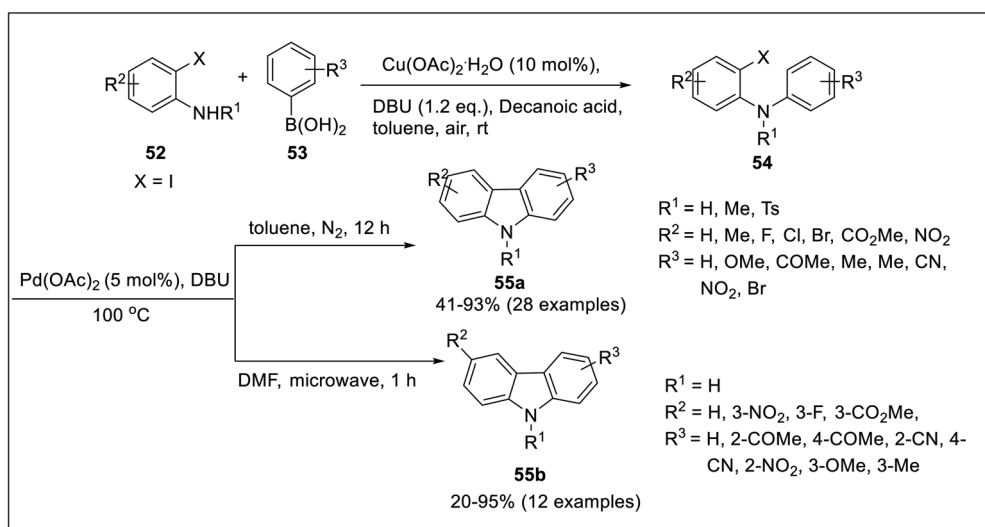
Scheme 10 Rhodium catalyzed intramolecular benzannulation for synthesis of carbazole.

Scheme 11 Mechanistic details for the synthesis of carbazole derivative **43**.⁶⁷Scheme 12 Gold-catalyzed double benzannulation for synthesis of carbazole **45**.

(2021).⁷⁵ The palladium-catalyzed C–H activation, reported by Youn *et al.* exploited *N*-Ts-2-aminobiaryl derivatives **56** as starting compounds. Hydroxy carbazole **58** was furnished in the presence of 5 mol% $\text{Pd}(\text{OAc})_2$, bathocuproine **57** as a ligand, sodium acetate as an additive and oxygen as an oxidant (Scheme 16). The methodology acquired by Martinez-Lara *et al.* explored the synthesis of indolocarbazoles *via* gold and molybdenum catalyzed reaction.⁴⁷ The synthesis commenced with the

construction of alpha-indol-3-yl alkyl propargylic alcohol **60** from bis-indolyl ketone **59** by Pd-catalysis. The indolo (2,3-*c*) carbazoles **61** were afforded by regioselective gold-catalyzed cyclization causing 1,2-alkyl migration followed by dioxomolybdenum-mediated Cadogan reductive cyclization reaction to furnish 64–85% yields (Scheme 17). The gold catalysis can also induce 1,2-alkenyl migration which will provide



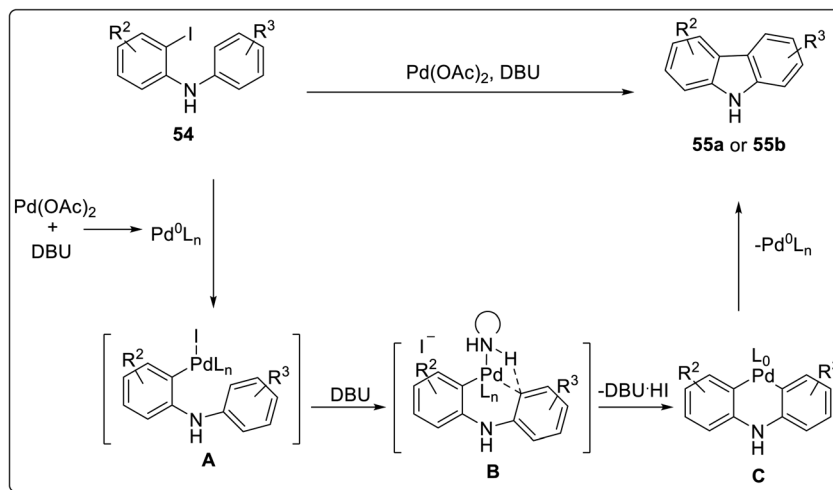
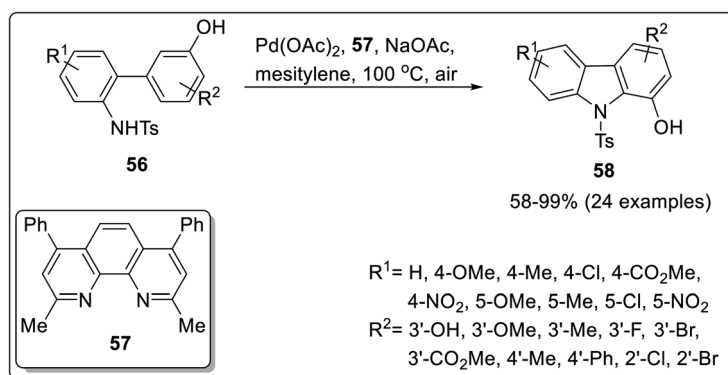
Scheme 13 AlCl_3 -mediated annulation for the synthesis of carbazoles **49** and its derivatives.

Scheme 14 Pd-catalyzed and microwave-assisted synthesis of carbazole via C–H activation.

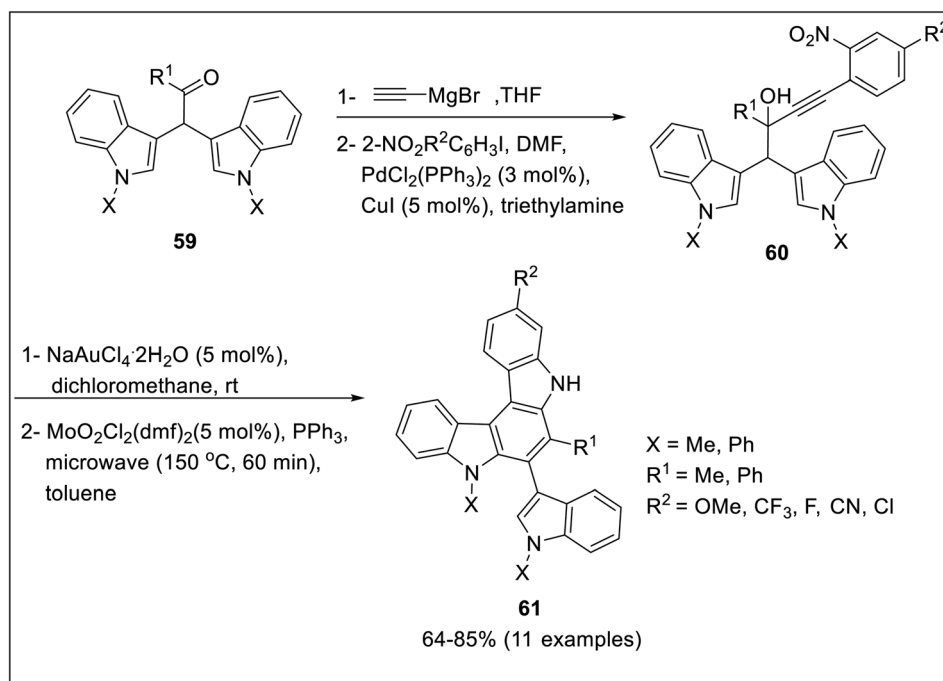
indolo (3,2- α) carbazoles in the presence of toluene as a solvent making it a regioselective catalyst.

Min *et al.* reported an intermolecular rhodium catalyzed C–H activation protocol for the synthesis of C2-formylated nucleus of carbazole.⁷⁶ The tandem cross-coupling reaction between indolyl nitrones **62** and 2-methylidene cyclic carbonates **63** was proceeded in the presence of 5 mol% of rhodium catalyst, a combination of $\text{CuF}_2 \cdot \text{MgSO}_4$ as an additive and toluene as solvent at 120°C for 12 h to give target compounds **64** in 10–71% yields (Scheme 18). The mechanism of reaction involves C–H activation of rhodium catalyst as the first step followed by migratory insertion of cyclic carbonates. The next step involved

β -O-elimination for the removal of carbon dioxide and exo [3 + 2] cycloaddition reaction and oxidation to give bridged heterocycle. Further, aromatization and formylation provided targeted carbazole. The proposed mechanism implied the synthesis of intermediate **A** via C–H activation step between $[\text{Rh}(\text{III}) \text{Cp}^*(\text{MeCN})_3(\text{SbF}_6)_2]$ and indolyl nitrone **62**. Next, cyclic carbonate **63** and intermediate **A** coordinated to give intermediate **B** which underwent migratory insertion to give eight-membered O–Rh(III)–C complex **C**. The complex **C** generated intermediate **D** by β -O-elimination. Further, bridged heterocycle **E** was afforded via exotype [3 + 2] cycloaddition step. The aromatization of bridged heterocycle **E** was succeeded by

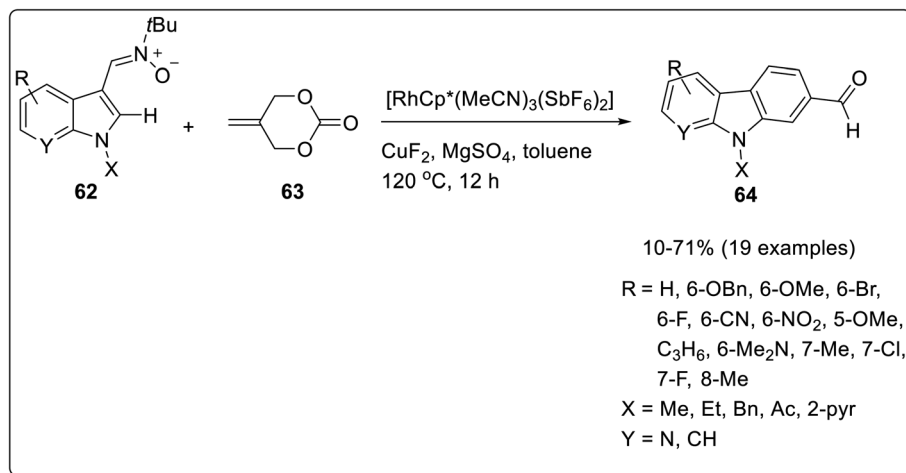
Scheme 15 Mechanistic details for the synthesis of carbazoles **55a** and **55b**.^{71,72}

Scheme 16 Pd-catalyzed C-H amidation for synthesis of 1-hydroxy carbazoles.

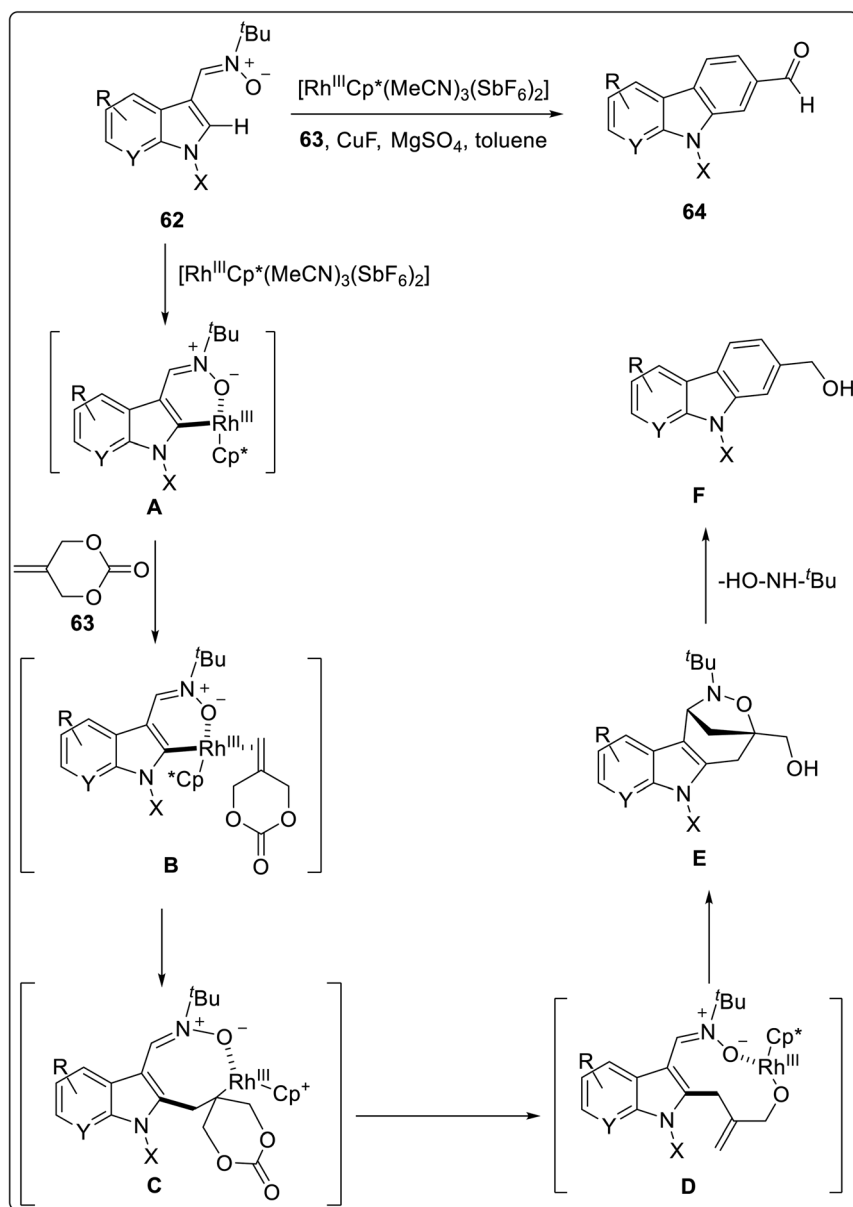


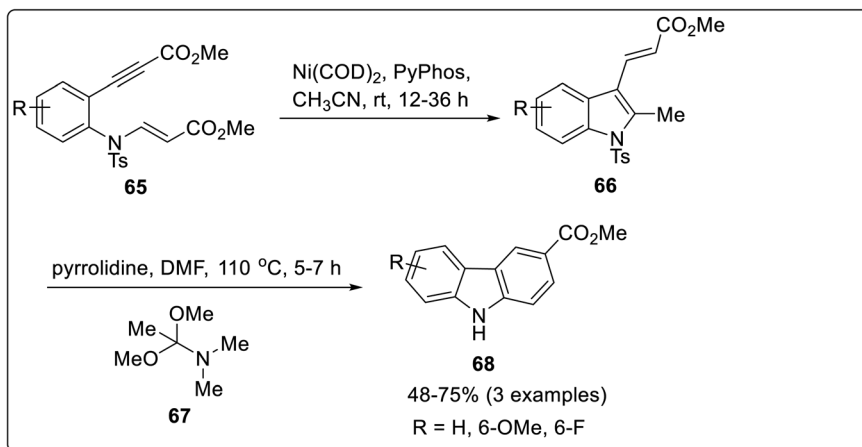
Scheme 17 Synthesis of carbazole via Au- and Mo-catalysis.



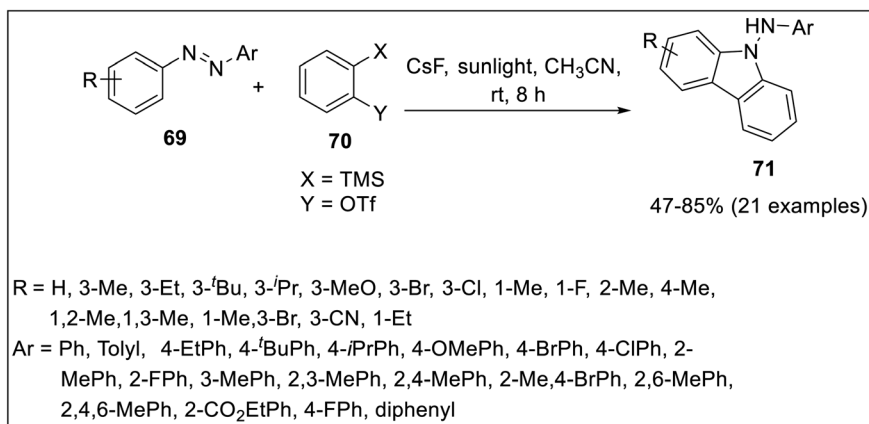


Scheme 18 Rh-catalyzed synthesis of carbazoles.

Scheme 19 Mechanistic details for the synthesis of carbazoles **64**.⁷⁶



Scheme 20 Ni-catalyzed carboamination for the synthesis of carbazoles derivatives.



Scheme 21 Sunlight-mediated [3 + 2] cycloaddition for carbazole synthesis.

aerobic oxidation to furnish C2-formylated carbazole **64** (Scheme 19).⁷⁶

Synthesis of carbazole *via* carboamination

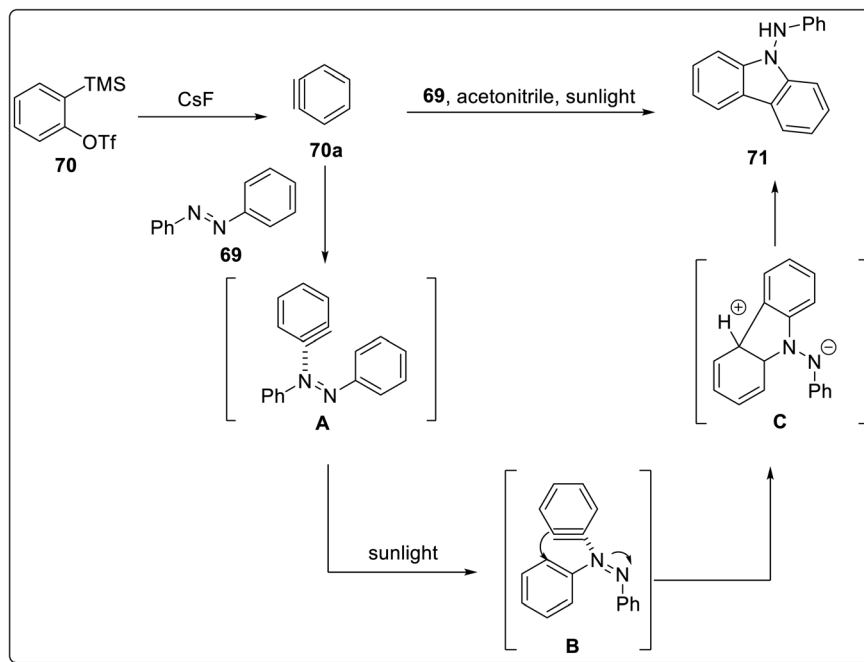
2-Alkynyl anilines have been utilized for the synthesis of indoles *via* annulation reaction catalyzed by transition metals.⁷⁷ But these reactions have certain drawbacks, including low substrate scalability and high temperature requirements.⁷⁸ Thus, to overcome these shortcomings, Tambe *et al.* reported an alternative methodology, namely, trans carboamination for synthesizing functionalized indoles catalyzed by nickel complex and applied it to synthesize carbazoles.⁷⁹ The method consisted of propynyl anilino acrylate **65** undergoing carboamination in the presence of Ni(COD)_2 as a catalyst, PyPhos as ligand and CH_3CN as a solvent in the reaction mixture to afford functionalized indoles **66** which were cyclized in the presence of pyrrolidine and DMF to furnish carbazoles **68** with a yield range of 48–75% (Scheme 20). The salient features of this methodology included efficient synthetic access to multifunctionalized indoles which

could be converted to important N-heterocycles *via* one step process.

Synthesis of carbazoles *via* [3 + 2] cycloaddition

In 2021, Zhang *et al.* aimed at the construction of carbazole skeleton **71** by [3 + 2] cycloaddition reaction between azobenzenes **69** and arynes **70** catalyzed by sunlight.⁸⁰ The cycloaddition was performed in the presence of CsF in CH_3CN mediated by sunlight (Scheme 21). The important features of this reaction include good compatibility of functional groups and catalyst-free conditions. The mechanism consisted of the synthesis of benzyne **70a** by treating compound **70** with CsF. Next, intermediate **A** was synthesized by interaction of benzyne **70a** and azobenzene **69**. The intermediate **A** underwent rotation mediated by sunlight to produce intermediate **B** followed by intramolecular cyclization to furnish five-membered intermediate **C**. The final step involved aromatization facilitated by water molecules to generate target compound **71** (Scheme 22).



Scheme 22 Mechanistic details for the synthesis of carbazoles **71**.⁸⁰

Conclusion

To conclude the updates provided in the article, the carbazole skeleton has been reported to be constructed *via* allylation, annulation, C–H activation, transition-metal catalyzed as well as under metal-free and sunlight mediated methodologies. These involve either oxidative cyclization of biphenyls with an *ortho* nitrogen, metal-catalyzed indole cyclization or a step-by-step synthesis of carbazole starting from phenyl systems. These strategies have been applied to wide substrate scope which includes pyrimidine derivatives, bisalkynyls, substituted biaryls, indolyl nitrones, alkyne anilinoacrylates, and azobenzenes. The employment of these methods has aided in the synthesis of carbazole-based significant natural products and derivatives employed in pharmacological and industrial areas. Additionally, there are certain drawbacks in the reported methodologies as well which include the use of expensive catalysts, harsh chemicals, toxic solvents and extensive energy resources. These can be overcome by employing cost-effective resources and reagents to reduce the harmful impacts. To add further, there's still room left for improvement to this significant research area for introducing more environment-friendly and benign methods to carry out the required synthesis.

Conflicts of interest

There are no conflicts to declare.

Acknowledgements

A. Irfan extends his appreciation to the Deanship of Scientific Research at King Khalid University for funding through large group Research Project under grant number RGP2/276/44.

References

- 1 A. Al-Mulla, A Review: Biological Importance of Heterocyclic Compounds, *Pharma Chem.*, 2017, **9**, 141–147.
- 2 I. Shahzadi, A. F. Zahoor, A. Rasul, N. Rasool, Z. Raza, S. Faisal, S. Faisal, B. Parveen, S. Kamal, M. Z. Rehman and F. M. Zahid, Synthesis, Anticancer, and Computational Studies of 1, 3, 4-Oxadiazole-Purine Derivatives, *J. Heterocycl. Chem.*, 2020, **57**, 2782–2794.
- 3 M. E. Cinar and T. Ozturk, Thienothiophenes, Dithienothiophenes, and Thienoacenes: Syntheses, Oligomers, Polymers, and Properties, *Chem. Rev.*, 2015, **115**, 3036–3140.
- 4 M. S. T. Goncalves, Fluorescent Labeling of Biomolecules with Organic Probes, *Chem. Rev.*, 2009, **109**(1), 190–212.
- 5 Y. Ogawa, E. Tokunaga, O. Kobayashi, K. Hirai and N. Shibata, Current Contributions of Organofluorine Compounds to the Agrochemical Industry, *iScience*, 2020, **23**, 101467.
- 6 E. Kabir and M. Uzzaman, A Review on Biological and Medicinal Impact of Heterocyclic Compounds, *Results Chem.*, 2022, **4**, 100606.
- 7 M. C. Ríos, N. F. Bravo, C. C. Sánchez and J. Portilla, Chemosensors Based On N-Heterocyclic Dyes: Advances in Sensing Highly Toxic Ions such as CN^- and Hg^{2+} , *RSC Adv.*, 2021, **11**, 34206–34234.
- 8 S. Tabassum, A. F. Zahoor, S. Ahmad, R. Noreen, S. G. Khan and H. Ahmad, Cross-Coupling Reactions Towards the Synthesis of Natural Products, *Mol. Diversity*, 2021, 1–43.
- 9 A. F. Zahoor, M. Yousaf, R. Siddique, S. Ahmad, S. A. R. Naqvi and S. M. A. Rizvi, Synthetic Strategies Toward The Synthesis of Enoxacin-, Levofloxacin-, and Gatifloxacin-Based



- Compounds: A Review, *Synth. Commun.*, 2017, **47**(11), 1021–1039.
- 10 R. Akhtar, A. F. Zahoor, N. Rasool, M. Ahmad and K. G. Ali, Recent Trends in the Chemistry of Sandmeyer Reaction: a review, *Mol. Diversity*, 2022, **26**(3), 1837–1873.
 - 11 S. Ahmad, A. F. Zahoor, S. A. R. Naqvi and M. Akash, Recent Trends in Ring Opening of Epoxides with Sulfur Nucleophiles, *Mol. Diversity*, 2018, **22**(1), 191–205.
 - 12 S. Faiz, A. F. Zahoor, M. Ajmal, S. Kamal, S. Ahmad, A. M. Abdelgawad and M. E. Elnaggar, Design, Synthesis, Antimicrobial Evaluation, and Laccase Catalysis Effect of Novel Benzofuran–Oxadiazole and Benzofuran–Triazole Hybrids, *J. Heterocycl. Chem.*, 2019, **56**(10), 2839–2852.
 - 13 A. De, S. Sarkar and A. Majee, Recent Advances on Heterocyclic Compounds with Antiviral Properties, *Chem. Heterocycl. Compd.*, 2021, **57**, 410–416.
 - 14 I. Shahzadi, A. F. Zahoor, A. Rasul, A. Mansha, S. Ahmad and Z. Raza, Synthesis, Hemolytic Studies, and *In Silico* Modeling of Novel Acefylline-1,2,4-Triazole Hybrids as Potential Anti-cancer Agents against MCF-7 and A549, *ACS Omega*, 2021, **6**(18), 11943–11953.
 - 15 M. T. Wu, A. W. Douglas, D. L. Ondeyka, L. G. Payne, T. J. Ikeler, H. Joshua and A. A. Patchett, Synthesis of *N*²-[[*S*]-1-Carboxy-3-phenylpropyl]-L-lysyl-L-proline (Lisinopril), *J. Pharm. Sci.*, 1985, **74**, 352–354.
 - 16 C. W. Ryan, R. L. Simon and E. M. Van Heyningen, Chemistry of cephalosporin antibiotics. III. Deacetoxycephalosporins. Synthesis of Cephalexin and Some Analogs, *J. Med. Chem.*, 1969, **12**, 310–313.
 - 17 R. Vardanyan and V. Hruby, *Chapter 22: Antihypertensive Drugs, Synthesis of Essential Drugs*, Elsevier, 2006, pp. 295–310.
 - 18 P. J. Fischer and C. R. Ganellin, *Analogue-Based Drug Discovery*, John Wiley & Sons, 2006, p. 490.
 - 19 M. Muller, *Angew. Chem., Int. Ed.*, 2005, **44**, 362–365.
 - 20 S. J. Hopkins, *Drugs Today*, 1992, **28**, 155.
 - 21 F. F. Zhang, L. L. Gan and C. H. Zhou, Synthesis, Antibacterial and Antifungal Activities of some Carbazole Derivatives, *Bioorg. Med. Chem. Lett.*, 2010, **20**, 1881–1884.
 - 22 H. J. Knölker and K. R. Reddy, Isolation and Synthesis of Biologically Active Carbazole Alkaloids, *Chem. Rev.*, 2002, **102**, 4303–4428.
 - 23 A. Głuszyńska, Biological Potential of Carbazole Derivatives, *Eur. J. Med. Chem.*, 2015, **94**, 405–426.
 - 24 W. Gu and S. Wang, Synthesis and Antimicrobial Activities of Novel 1*H*-Dibenzo[A,C]Carbazoles from Dehydroabiatic Acid, *Eur. J. Med. Chem.*, 2010, **45**, 4692–4696.
 - 25 F. Song, D. Liu, X. Huo and D. Qiu, The Anticancer Activity of Carbazole Alkaloids, *Arch. Pharm.*, 2022, **355**, 2100277.
 - 26 Y. Nalli, V. Khajuria, S. Gupta, P. Arora, S. Riyaz-Ul-Hassan, Z. Ahmed and A. Ali, Four New Carbazole Alkaloids from *Murraya Koenigii* that Display Anti-Inflammatory and Anti-Microbial Activities, *Org. Biomol. Chem.*, 2016, **14**, 3322–3332.
 - 27 M. R. TePaske, J. B. Gloer, D. T. Wicklow and P. F. Dowd, Tubingensin A: An Antiviral Carbazole Alkaloid From the Sclerotia of *Aspergillus tubingensis*, *J. Org. Chem.*, 1989, **54**, 4743–4746.
 - 28 D. Zhu, M. Chen, M. Li, B. Luo, Y. Zhao, P. Huang, F. Xue, S. Rapposelli, R. Pi and S. Wen, Discovery of Novel *N*-Substituted Carbazoles As Neuroprotective Agents With Potent Anti-Oxidative Activity, *Eur. J. Med. Chem.*, 2013, **68**, 81–88.
 - 29 Y. Tachibana, H. Kikuzaki, N. H. Lajis and N. Nakatani, Antioxidative Activity of Carbazoles from *Murraya koenigii* Leaves, *J. Agric. Food Chem.*, 2001, **49**, 5589–5594.
 - 30 W. D. Wang, Y. Hu, Q. Li and S. L. Hu, A Carbazole-Based Turn-On Fluorescent Probe For The Detection Of Hydrazine In Aqueous Solution, *Inorg. Chim. Acta*, 2018, **477**, 206–211.
 - 31 J. Yin, Y. Ma, G. Li, M. Peng and W. Lin, A Versatile Small-Molecule Fluorescence Scaffold: Carbazole Derivatives For Bioimaging, *Coord. Chem. Rev.*, 2020, **412**, 213257.
 - 32 C. M. Hendrich, V. D. Hannibal, L. Eberle, L. E. Hertwig, U. Zschieschang, F. Rominger, M. Rudolph, H. Klauk and A. S. K. Hashmi, Gold-Catalyzed Synthesis of π -Extended Carbazole-Based Systems and their Application as Organic Semiconductors, *Adv. Synth. Catal.*, 2021, **363**, 1401–1407.
 - 33 J. V. Grazulevicius, P. Strohriegel, J. Pielichowski and K. Pielichowski, Carbazole-Containing Polymers: Synthesis, Properties And Applications, *Prog. Polym. Sci.*, 2003, **28**, 1297–1353.
 - 34 W. J. Fan, B. Sun, J. Ma, X. Li, H. Tan and L. Xu, Coordination-Driven Self-Assembly of Carbazole-Based Metallodendrimers with Generation-Dependent Aggregation-Induced Emission Behavior, *Chem.–Eur. J.*, 2015, **21**, 12947–12959.
 - 35 T. A. Choi, R. Czerwinka, W. Fröhner, M. P. Krahle, K. R. Reddy, S. G. Franzblau and H. J. Knölker, Synthesis and Activity of Carbazole Derivatives Against *Mycobacterium Tuberculosis*, *ChemMedChem*, 2006, **1**, 812–815.
 - 36 K. Dhara, T. Mandal, J. Das and J. Dash, Synthesis of Carbazole Alkaloids by Ring-Closing Metathesis and Ring Rearrangement–Aromatization, *Angew. Chem., Int. Ed.*, 2015, **54**, 15831–15835.
 - 37 R. Hesse, K. K. Gruner, O. Kataeva, A. W. Schmidt and H. J. Knölker, Efficient Construction of Pyrano [3, 2-*a*] carbazoles: Application to a Biomimetic Total Synthesis of Cyclized Monoterpenoid Pyrano [3,2-*a*] carbazole Alkaloids, *Chem.–Eur. J.*, 2013, **19**, 14098–14111.
 - 38 E. Yamuna and K. Prabakaran, *Recent Trends and Latest Innovations in Life Sciences*, 2022, 80–88.
 - 39 N. C. Garbett and D. E. Graves, Extending Nature's Leads: The Anticancer Agent Ellipticine, *Anticancer Agents Med. Chem.*, 2004, **4**, 149–172.
 - 40 W. M. Book, Carvedilol: A Nonselective β Blocking Agent With Antioxidant Properties, *CHF*, 2007, **8**, 173–190.
 - 41 A. Zhang and G. Lin, The First Synthesis Of Clausenamine-A And Cytotoxic Activities Of Three Biscarbazole Analogues Against Cancer Cells, *Bioorg. Med. Chem. Lett.*, 2000, **10**, 1021–1023.



- 42 A. Mejean, J. L. Guillaume and A. D. Strosberg, Carazolol: A Potent, Selective β_3 -Adrenoceptor Agonist, *Eur. J. Pharmacol.*, 1995, **291**, 359–366.
- 43 Y. Hieda, T. Choshi, S. Kishida, H. Fujioka and S. Hibino, A Novel Total Synthesis Of The Bioactive Poly-Substituted Carbazole Alkaloid Carbazomadurin A, *Tetrahedron Lett.*, 2010, **51**, 3593–3596.
- 44 A. J. Rago and G. Dong, Synthesis Of Indoles, Indolines, And Carbazoles *Via* Palladium-Catalyzed C–H Activation, *Green Synth. Catal.*, 2021, **2**, 216–227.
- 45 M. S. Christodoulou, E. M. Beccalli, F. Foschi and S. Giofrè, Pd-Catalyzed Domino Reactions Involving Alkenes To Access Substituted Indole Derivatives, *Synthesis*, 2020, **52**, A–AD.
- 46 P. H. Li, H. Jiang, W. J. Zhang, Y. L. Li, M. C. Zhao, W. Zhou, L. Y. Zhang, Y. D. Tang, C. Z. Dong, Z. S. Huang and H. X. Chen, Synthesis of Carbazole Derivatives Containing Chalcone Analogs as Non-Intercalative Topoisomerase II Catalytic Inhibitors and Apoptosis Inducers, *Eur. J. Med. Chem.*, 2018, **145**, 498–510.
- 47 M. Bashir, A. Bano, A. S. Ijaz and B. A. Chaudhary, Recent Developments And Biological Activities of *N*-Substituted Carbazole Derivatives: A Review, *Molecules*, 2015, **20**, 13496–13517.
- 48 J. Roy, A. K. Jana and D. Mal, Recent Trends In The Synthesis Of Carbazoles: An Update, *Tetrahedron*, 2012, **68**, 6099–6121.
- 49 S. Maiti and P. Mal, Dehydrogenative Aromatic Ring Fusion For Carbazole Synthesis *via* C–C/C–N Bond Formation And Alkyl Migration, *Org. Lett.*, 2017, **19**, 2454–2457.
- 50 Y. Men, Z. Hu, J. Dong, X. Xu and B. Tang, Formal [1 + 2 + 3] Annulation: Domino Access To Carbazoles And Indolocarbazole Alkaloids, *Org. Lett.*, 2018, **20**, 5348–5352.
- 51 S. Ramesh and R. Nagarajan, Efficient One-Pot Multicomponent Synthesis Of (Carbazolylamino) Furan-2 (5H)-One And Carbazolyltetrahydropyrimidine Derivatives, *Synthesis*, 2011, **2011**, 3307–3317.
- 52 T. Nishiyama, T. Choshi, K. Kitano and S. Hibino, New Synthesis of Carbazole-1, 4-Quinone Using a Tandem Ring-Closing Metathesis and Dehydrogenation Reaction Under Oxygen Atmosphere, and Its Application to the Synthesis of Murrayaquinone A, *Tetrahedron Lett.*, 2011, **52**, 3876–3878.
- 53 T. N. Poudel and Y. R. Lee, Construction of Highly Functionalized Carbazoles *via* Condensation of an Enolate to a Nitro Group, *Chem. Sci.*, 2015, **6**, 7028–7033.
- 54 Y. Qiu, J. Zhou, C. Fu and S. Ma, A General Diversified Synthesis of Carbazoles and the First Synthesis of Karapinchamine A, *Chem.–Eur. J.*, 2014, **20**, 14589–14593.
- 55 S. Noreen, A. F. Zahoor, S. Ahmad, I. Shahzadi, A. Irfan and S. Faiz, Novel Chiral Ligands for Palladium-Catalyzed Asymmetric Allylic Alkylation/Asymmetric Tsuji-Trost Reaction: A Review, *Curr. Org. Chem.*, 2019, **23**(11), 1168–1213.
- 56 J. M. Yang, M. L. Yao, J. C. Li, J. K. Liu and B. Wu, Access to Azepino-Annulated Benzo[c]carbazoles Enabled by Gold-Catalyzed Hydroarylation of Alkynylindoles and Subsequent Oxidative Cyclization, *Org. Lett.*, 2022, **24**, 6505–6509.
- 57 I. Martín, C. Aragoncillo and P. Almendros, Palladium-Catalyzed Hydroarylation of Homopropargyl Iodoindoles with Concurrent Alkyl and Iodonium Migrations, *Adv. Synth. Catal.*, 2021, **363**, 1449–1456.
- 58 R. Jatoth, P. K. Naikawadi, B. Bhaskar, K. Gugulothu, P. Edukondalu and K. S. Kumar, Metal-Free TFA-Promoted Regioselective (Hetero)Arylation: Synthesis of (Hetero)Aryl Substituted and Carbazole/Oxepine Fused N-Heterocycles, *Adv. Synth. Catal.*, 2022, **364**, 1271–1276.
- 59 A. Banerjee, S. Sahu and M. S. Maji, Benzannulation of 2-Alkenylindoles using Aldehydes by Sequential Triple-Relay Catalysis: A Route to Carbazoles and Carbazole Alkaloids, *Adv. Synth. Catal.*, 2017, **359**, 1860–1866.
- 60 T. Wang and T. R. Hoye, Hexadehydro-Diels–Alder (HDDA)-Enabled Carbazolyne Chemistry: Single Step, De Novo Construction of the Pyranocarbazole Core of Alkaloids of the *Murraya Koenigii* (Curry Tree) Family, *J. Am. Chem. Soc.*, 2016, **138**, 13870–13873.
- 61 A. El-Harairy, Y. M. Yue, W. Fan, F. Popowycz, Y. Queneau, M. Li and M. Gu, Novel Non-toxic and Non-hazardous Solvent Systems for the Chemistry of Indoles: Use of a Sulfone-containing Brønsted Acid Ionic Liquid Catalyst in Butyl Acetate, *ChemCatChem*, 2019, **11**, 4403–4410.
- 62 S. Kundu, A. Banerjee and M. S. Maji, Brønsted Acid-Catalyzed Tandem Pinacol-Type Rearrangement for the Synthesis of α -(3-Indolyl) Ketones by Using α -Hydroxy Aldehydes, *J. Org. Chem.*, 2019, **84**, 16003–16012.
- 63 D. Cao, G. Chen, D. Chen, Z. Xia, Z. Li, Y. Wang, D. Xu and J. Yang, Synthesis of 4-Hydroxycarbazole Derivatives by Benzannulation of 3-Nitroindoles with Alkylidene Azlactones, *ACS Omega*, 2021, **6**, 16969–16979.
- 64 G. Karan, S. Sahu and M. S. Maji, A One-Pot “Back-to-Front” Approach for the Synthesis of Benzene Ring Substituted Indoles Using Allyl Boronic Acids, *Chem. Commun.*, 2021, **57**, 5274–5277.
- 65 S. Singh, R. Samineni, S. Pabbaraja and G. Mehta, A General Carbazole Synthesis *via* Stitching of Indole–Ynones with Nitromethanes: Application to Total Synthesis of Carbazomycin A, Calothrixin B, and Staurosporinone, *Org. Lett.*, 2019, **21**, 3372–3376.
- 66 M. Faltracco, S. Ortega-Rosales, E. Janssen, R. C. Cioc, C. M. Vande Velde and E. Ruijter, Synthesis of Carbazoles by a Diverted Bischler–Napieralski Cascade Reaction, *Org. Lett.*, 2021, **23**, 3100–3104.
- 67 Y. B. C. Kumar, P. Samatha, P. S. Mainkar and S. Adepu, Rhodium Catalyzed Intramolecular Benzannulation for the Formation of Tetracyclic Carbazoles, *Org. Biomol. Chem.*, 2022, **20**, 9117.
- 68 M. A. Muñoz-Torres, F. Martínez-Lara, M. Solas, S. Suarez-Pantiga and R. Sanz, “Back-to-Front” Indole and Carbazole Synthesis from *N,N*-Bis-(2-bromoallyl)amines by Combining Carbolithiation Reactions with Gold-Catalysis, *Adv. Synth. Catal.*, 2022, **364**, 3716–3724.
- 69 E. Yamuna, M. Zeller and K. J. R. Prasad, Microwave Assisted Synthesis of Indolo [2,3-*b*] Dibenzo [*b,g*][1, 8] Naphthyridines, *Tetrahedron Lett.*, 2012, **53**, 1514–1517.



- 70 W. Huang, Z. Gao, Z. Zhang, W. Fang, Z. Wang, Z. Wan, L. Shi, K. Wang and S. Ke, Selective and Effective Anticancer Agents: Synthesis, Biological Evaluation and Structure–Activity Relationships of Novel Carbazole Derivatives, *Bioorg. Chem.*, 2021, **113**, 104991.
- 71 A. Khan, R. Karim, H. Dhimane and S. Alam, Mild and Efficient Synthesis of Functionalized Carbazoles *via* a DBU-Assisted Sequence Involving Cu- and Pd-Catalyzed Coupling Reactions, *ChemistrySelect*, 2019, **4**, 6598–6605.
- 72 S. Alam, R. Karim, A. Khan, A. R. Mallick, N. Sepay and S. Ghosh, Microwave-Assisted Synthesis of Functionalized Carbazoles *via* Palladium-Catalyzed Aryl C–H Activation and Study of Their Interactions with Calf-Thymus DNA, *Synth. Commun.*, 2022, **52**(18), 1834–1855.
- 73 R. A. Irgashev, N. A. Kazin, G. A. Kim, G. L. Rusinov and V. N. Charushin, A New Synthetic Approach to Fused Nine-Ring Systems of the Indolo [3, 2-b] Carbazole Family Through Double Pd-Catalyzed Intramolecular C–H Arylation, *RSC Adv.*, 2016, **6**, 70106–70116.
- 74 S. W. Youn, Y. H. Kim and Y. H. Jo, Palladium-Catalyzed Regioselective Synthesis of 1- Hydroxycarbazoles Under Aerobic Conditions, *Adv. Synth. Catal.*, 2019, **361**, 462–468.
- 75 F. Martínez-Lara, A. Suárez, S. Suárez-Pantiga, M. José Tapia and R. Sanz, Straight Access to Highly Fluorescent Angular Indolocarbazoles *via* Merging Au- and Mo-Catalysis, *Org. Chem. Front.*, 2020, **7**, 1869–1877.
- 76 S. Min, T. Kim, T. Jeong, J. Yang, Y. Oh, K. Moon, A. Rakshit and I. S. Kim, Synthesis of 2-Formyl Carbazoles *via* Tandem Reaction of Indolyl Nitrones with 2-Methylidene Cyclic Carbonate, *Org. Lett.*, 2023, **25**, 4298–4302.
- 77 R. Akhtar and A. F. Zahoor, Transition Metal Catalyzed Glaser and Glaser-Hay Coupling Reactions: Scope, Classical/Green Methodologies and Synthetic Applications, *Synth. Commun.*, 2020, **50**(22), 3337–3368.
- 78 A. Fürstner and P. W. Davies, Heterocycles by PtCl₂-Catalyzed Intramolecular Carboalkoxylation or Carboamination of Alkynes, *J. Am. Chem. Soc.*, 2005, **127**, 15024–15025.
- 79 S. D. Tambe, N. Iqbal and E. J. Cho, Nickel-Catalyzed trans-Carboamination across Internal Alkynes to Access Multifunctionalized Indoles, *Org. Lett.*, 2020, **22**, 1–5.
- 80 W. Zhang, J. Bu, L. Wang, P. Li and H. Li, Sunlight-Mediated [3 + 2] Cycloaddition of Azobenzenes with Alkynes: An Approach Toward the Carbazole Skeleton, *Org. Chem. Front.*, 2021, **8**, 5045–5051.

