

# ChemComm

Chemical Communications

rsc.li/chemcomm



ISSN 1359-7345



# Vinyl-pyrazole as a biomimetic acetaldehyde surrogate†

 Lorenz Steiner,  Miljan Z. Čorović, Antoine Dupé and Nadia C. Mösch-Zanetti \*

 Cite this: *Chem. Commun.*, 2024, 60, 6873

 Received 22nd March 2024,  
 Accepted 23rd May 2024

DOI: 10.1039/d4cc01305k

rsc.li/chemcomm

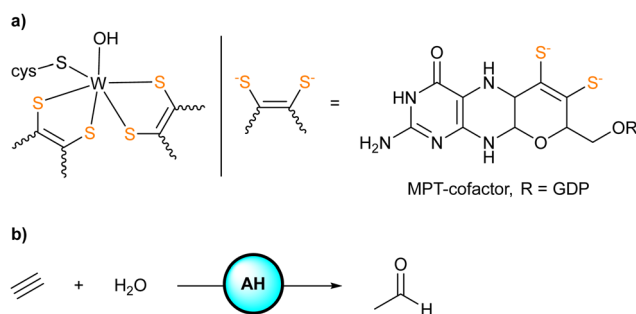
Inspired by the enzyme acetylene hydratase, we investigated the reactivity of acetylene with tungsten(II) pyrazole complexes. Our research revealed that the complex  $[WBr_2(pz-NHCCH_3)(CO)_3]$  ( $pz = 3,5$ -dimethylpyrazolate) facilitates the stoichiometric reaction between  $pzH$  and acetylene to give  $N$ -vinyl- $pz$ . This vinyl compound readily hydrolyzes to acetaldehyde, mirroring the product of acetylene hydration in the enzymatic process. The formation of the vinyl compound likely involves a reactive intermediate complex where acetylene acts as a two-electron donor, in contrast to isolable acetylene complexes that are inert to nucleophilic attack by water. Results suggest an alternative mechanism for the enzyme, including vinylation of a neighboring amino acid by acetylene in the active site prior to hydration.

Acetylene hydratase (AH) found in *Pelobacter acetylenicus* is a tungstoenzyme catalyzing the hydration of acetylene.<sup>1</sup> X-ray diffraction analysis of the enzyme revealed the active site consisting of a tungsten(IV) center coordinated to two sulfur-rich metallopterine moieties, a cysteine residue (Cys141), and a water/hydroxide ligand (Scheme 1). Adjacent to the active site, a critical aspartate residue (Asp13) was identified in the second coordination sphere.<sup>2</sup>

The role of the tungsten center is the subject of an ongoing debate about the mechanism.<sup>3</sup> Theoretical studies have explored two main classes of mechanistic approaches: one proposing acetylene coordination followed by nucleophilic attack of water, and the other suggesting coordinated water/hydroxide attacking acetylene in the second coordination sphere.<sup>4–10</sup> Notably, both mechanisms involve the coordination of a substrate (acetylene or water) and direct reaction with the other non-bound substrate. Biomimetic modeling of acetylene hydratase (AH) is scarce. Dithiolene ligands have been used for the modeling of the MPT cofactor<sup>11</sup> in tungstoenzymes which

led to the development of oxygen and sulfur atom transfer catalysts,<sup>12–14</sup> and recently to the reduction of  $CO_2$  to formate.<sup>15</sup> No tungsten acetylene complexes are known to facilitate acetylene hydration since a functional model has been recently disproven.<sup>16,17</sup> Only a high-valent polynuclear tungsten species is known to catalyze higher alkyne hydration, albeit under extreme conditions.<sup>18</sup>

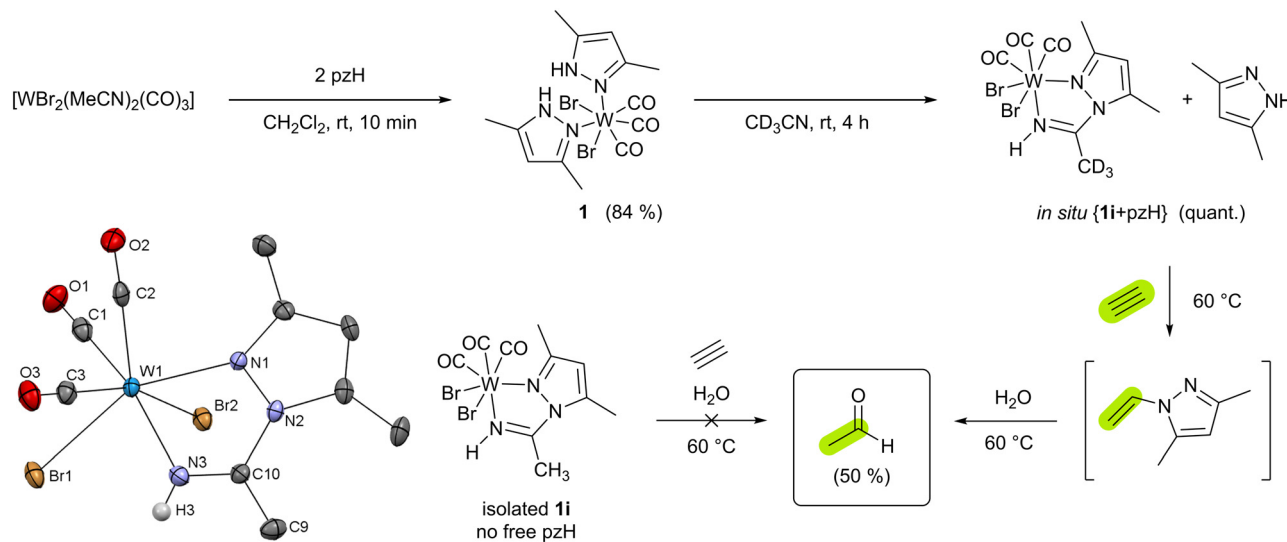
Our group developed tungsten(II) and tungsten(IV) pyridine-thiolate complexes of the type  $[W(CO)(C_2H_2)(R-PyS)_2]$  to mimic the  $W-C_2H_2$  intermediate suggested by theoretical studies.<sup>19,20</sup> While lower oxidation state complexes readily undergo acetylene insertion into the  $W-N$  bond of the ancillary ligand,<sup>21</sup> such acetylene activation has not been observed for tungsten(IV) species. In contrast, a reaction involving the  $[MoO(C_2H_2)(6-MePyS)_2]$  complex (6-MePyS = 6-methylpyridine-2-thiolate) with acetylene and water resulted in the formation of 6-methyl-1-vinylpyridine-2(1H)-thione.<sup>22</sup> Although it is conceivable that such a species could undergo hydrolysis to yield acetaldehyde and the free ligand, this behavior has not been observed. To obtain acetaldehyde from a tungsten acetylene complex and water, we screened our tungsten complexes containing pyridine-2-thiolates as well as the tungsten(II) scorpionate complex  $[Tp^*W(CO)_3]$  ( $Tp^* =$  hydridotris(3,5-dimethylpyrazolyl)borate) reported by Templeton and coworkers in the


 Institute of Chemistry, Inorganic Chemistry, University of Graz, 8010 Graz, Austria.  
 E-mail: nadia.moesch@uni-graz.at

 † Electronic supplementary information (ESI) available. CCDC 2337531–2337533, 2355110. For ESI and crystallographic data in CIF or other electronic format see DOI: <https://doi.org/10.1039/d4cc01305k>

**Scheme 1** (a) Representation of the active site of AH (GDP = guanosine diphosphate). (b) Hydration of acetylene catalyzed by AH to give acetaldehyde.





**Scheme 2** Synthesis of complexes **1** and **1i**, respectively. Formation of acetaldehyde from acetylene and water is mediated by **1i** via intermediate *N*-vinyl-3,5-dimethyl-pyrazole only when prepared *in situ*. Isolated pzH-free solutions of **1i** do not give acetaldehyde under the same conditions. Molecular structure of **1i**. The ellipsoids are drawn at the 50% probability level. Solvent molecule is omitted for clarity. Except for the one at nitrogen the H atoms were omitted for clarity.

presence of acetylene and water.<sup>23</sup> Only with the latter we observed traces of acetaldehyde alongside the decomposition of the starting complex to *N*-vinyl-3,5-dimethyl-pyrazole and other unidentified compounds. The occurrence of a vinyl-pyrazole is noteworthy as direct vinylation of pyrazole with acetylene is rare and proceeds under harsh conditions.<sup>24</sup>

Therefore, we aimed to simplify the initial scorpionate ligand to 3,5-dimethyl pyrazole (pzH) and probed a tungsten complex thereof for acetylene hydration.

As described in the ESI,<sup>†</sup> compound  $[\text{WBr}_2(\text{CO})_3(\text{pzH})_2]$  (**1**) (pzH = 3,5-dimethylpyrazole) was obtained from  $[\text{WBr}_2(\text{CO})_3(\text{MeCN})_2]$  and 2 equiv. of pzH in  $\text{CH}_2\text{Cl}_2$  solution as orange crystals in 84% yield (Scheme 2). <sup>1</sup>H NMR spectroscopy reveals a single isomer in solution, with only one ligand set due to the “propeller” effect of the tricarbonyl moiety. IR stretching frequencies of the tricarbonyl moiety are in the range of 2023–1885  $\text{cm}^{-1}$  and follow other tungsten(II) tricarbonyl complexes.<sup>19</sup> XRD analysis suitable single crystals were obtained from  $\text{CH}_2\text{Cl}_2/n$ -heptane solution at  $-30^\circ\text{C}$ . The analysis confirms a hepta-coordinated tungsten(II) center with three carbonyl groups in facial arrangement, two bromides in *cis* position, and two protonated monodentate pyrazole ligands which is similar to previously reported  $[\text{W}_2(\text{CO})_6(\text{pzH})_2]$ .<sup>25</sup> Dissolving **1** in acetonitrile and stirring the solution for 4 h at rt leads to decoordination of one pzH ligand and quantitative formation of  $[\text{WBr}_2(\text{pz-NHCCH}_3)(\text{CO})_3]$  (**1i**) via insertion of the solvent into the W–N bond of the other deprotonated pyrazolate ligand (Scheme 2 and Fig. S13, ESI<sup>†</sup>). Compound **1i** is soluble in acetonitrile and dichloromethane. Compared to **1**, the IR stretching frequencies of the tricarbonyl moiety are higher in **1i** (2033–1899  $\text{cm}^{-1}$ ) as a consequence of less pronounced  $\pi$ -backdonation.

To test the acetylene hydration activity, a solution of **1** in  $\text{CD}_3\text{CN}$  and mesitylene (internal standard) was allowed to fully convert to **1i** and pzH before mixing it with excess acetylene and

$\text{H}_2\text{O}$  (5 equiv.). Heating this mixture at  $60^\circ\text{C}$  for 4 h gives acetaldehyde in 50% yield (Scheme 2 and Fig. S14, ESI<sup>†</sup>) as the major product. If compound **1** is dissolved in MeCN and mesitylene, water, and acetylene are added immediately, the amount of acetaldehyde obtained is much lower (5%) (Fig. S15, ESI<sup>†</sup>). Most likely, the decomposition of **1** in water competes with the formation of **1i**. No reaction occurs between acetylene and pzH and/or water in absence of tungsten. Labeling experiments with deuterio-acetylene  $\text{C}_2\text{D}_2$  lead to the formation of **1**, 2-dideutero-acetaldehyde as demonstrated by the absence of lowfield resonances in the aldehyde region of the <sup>1</sup>H NMR spectrum (Fig. S16, ESI<sup>†</sup>), as well as the presence of a characteristic triplet expected for deuterium labeled  $-\text{CH}_2\text{D}$  moiety. The presence of deuterated aldehyde was additionally confirmed by HPLC-MS (see ESI<sup>†</sup>). Monitoring the reaction in  $\text{CD}_3\text{CN}$  in time intervals by <sup>1</sup>H NMR spectroscopy revealed the intermediate formation of *N*-vinyl-3,5-dimethyl-pyrazole<sup>26</sup> (Fig. S17, ESI<sup>†</sup>) which is subsequently converted to acetaldehyde and pzH. Indeed, in absence of water, only *N*-vinyl-3,5-dimethyl-pyrazole is observed which converts to acetaldehyde after the addition of water (Fig. S18, ESI<sup>†</sup>). However, we found that *N*-vinyl-3,5-dimethyl pyrazole may also be hydrolyzed to acetaldehyde in the absence of tungsten but upon the addition of mineral acids (Fig. S19, ESI<sup>†</sup>).

From the *in situ* solution of  $\{\mathbf{1i} + \text{pzH}\}$ , the former can be separated by crystallization. The reaction of pure **1i** in MeCN with water and acetylene does not yield acetaldehyde, as confirmed with <sup>1</sup>H NMR experiments emphasizing the role of one additional pzH. However, the addition of an excess of pzH to the *in situ* mixture  $\{\mathbf{1i} + \text{pzH}\}$  in  $\text{CD}_3\text{CN}$  followed by the addition of acetylene and water, decreases the acetaldehyde yield (16%). Furthermore, the <sup>1</sup>H NMR spectrum revealed the formation of the cationic acetylene complex  $[\text{WBr}(\text{C}_2\text{H}_2)(\text{pzH})(\text{pz-NHCCH}_3)(\text{CO})]\text{Br}$  (**2i**, 25%;



Fig. S20, ESI<sup>†</sup>) where an additional pzH is coordinated. The latter was independently synthesized *via* an alternative route (*vide infra*) and was found to be unreactive towards acetylene hydration.

Generally, small amounts of benzene and crotonaldehyde were identified as byproducts by <sup>1</sup>H NMR spectra in all of the reactions containing tungsten complexes **1** or **1i**, water, and acetylene (Fig. S14, ESI<sup>†</sup>). Most likely, benzene is formed as the cyclotrimerization product of acetylene, while the latter could either originate from acetaldehyde (*via* aldol condensation) or acetylene (*via* oxidative coupling of two acetylene molecules, followed by protonation and subsequent hydration). The aldol reaction pathway is ruled out as heating a CD<sub>3</sub>CN solution of {**1i** + pzH}, H<sub>2</sub>O (5 equiv.), and acetaldehyde (2 equiv.) at 60 °C for 4 h did not result in the formation of crotonaldehyde, as confirmed by <sup>1</sup>H NMR spectroscopy (Fig. S21, ESI<sup>†</sup>).

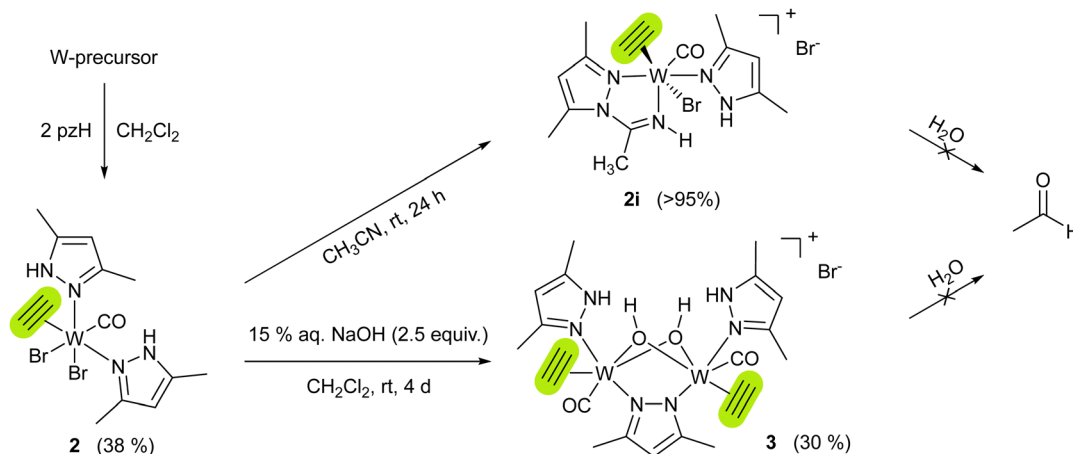
To get insight into the mechanism of acetylene hydration, the reactions of **1** or {**1i** + pzH} with acetylene were performed under dry conditions, however leading to intractable mixtures, independent of the solvent used. The only possibility to isolate an acetylene complex with the tungsten(II) pyrazole moiety was adding the pzH ligand to a tungsten precursor already containing coordinated acetylene. Therefore, combining the acetylene precursor mixture [WBr<sub>2</sub>(C<sub>2</sub>H<sub>2</sub>)(MeCN)<sub>2</sub>(CO)]/[WBr<sub>2</sub>(C<sub>2</sub>H<sub>2</sub>)<sub>2</sub>(MeCN)(CO)]<sup>21</sup> with 2 equiv. of pzH *vs.* W in CH<sub>2</sub>Cl<sub>2</sub> and subsequent work-up (see ESI<sup>†</sup>) gave [WBr<sub>2</sub>(C<sub>2</sub>H<sub>2</sub>)(pzH)<sub>2</sub>(CO)] (**2**), as a bright blue powder in 38% yield (Scheme 3). Similar to **1**, **2** quantitatively reacts with acetonitrile to the cationic complex [WBr(C<sub>2</sub>H<sub>2</sub>)(pzH)(pz-NHCCH<sub>3</sub>)(CO)]Br (**2i**) (Scheme 3). However, flushing solutions of **2** with excess acetylene, leads to a black precipitate, most likely polyacetylene.

Both compounds **2** and **2i** are well soluble in chlorinated solvents, and THF, but only sparingly soluble in benzene, and insoluble in saturated hydrocarbons. Solutions in chlorinated solvents partly decompose within several days at room temperature. The structure of **2i** was confirmed by XRD analysis of crystals obtained from MeCN/Et<sub>2</sub>O at -30 °C which shows an

almost octahedral cationic tungsten(II) complex with a bromide counter anion. Insertion of acetonitrile in the pyrazole N-H bond resulted in the formation of a pyrazolyl-amidino bidentate ligand. The η<sup>2</sup>-acetylene ligand is located *trans* to the bromido ligand with bond lengths similar to other tungsten acetylene complexes (C1-C2 1.301(5) Å, W1-C2 1.914(1) Å),<sup>19</sup> and acts as a four-electron donor.<sup>27</sup> The tendency of acetonitrile for insertion into metal-nitrogen bonds has previously been observed in the Re pyrazole complex [ReBr(CO)<sub>3</sub>(pzH)<sub>2</sub>].<sup>28</sup> According to <sup>1</sup>H NMR spectra (Fig. S4 and S7, ESI<sup>†</sup>), acetylenic protons of complexes **2** and **2i** resonate in the range of 12.98–13.33 ppm, in line with other tungsten(II) acetylene complexes from literature.<sup>20,21,29</sup> The acetylenic protons were distinguished from the pyrazole N-H by comparison with deuterio-acetylene analogs of complex **2** and **2i**, which were independently synthesized (see ESI<sup>†</sup>).

Surprisingly, both acetylene complexes **2** and **2i**, neutral and cationic, are stable towards water, ruling out the possibility of acetaldehyde formation by nucleophilic attack of water to the W-coordinated acetylene. However, overlaying a CH<sub>2</sub>Cl<sub>2</sub> solution of **2** with an aqueous solution of NaOH led to the isolation of the μ-hydroxo bridged tungsten(II) dimer [W(C<sub>2</sub>H<sub>2</sub>)(CO)(pzH)(μ-OH)<sub>2</sub>(μ-pz)W(C<sub>2</sub>H<sub>2</sub>)(CO)(pzH)]Br (**3**) (Scheme 3) as violet needle-shaped crystals. Its molecular structure was confirmed by single-crystal XRD analysis (Fig. S25, ESI<sup>†</sup>). Complex **3** is insoluble in most organic solvents as well as in water. It is soluble in DMF and DMSO, solutions of the latter remained stable over several days even at elevated temperatures (60 °C). <sup>1</sup>H NMR spectrum of **3** in DMSO-*d*<sub>6</sub> reveals one set of the ligands, confirming the C<sub>2</sub> rotation axis. Although **3** does not react with water or acetylene, it represents a rare example of a tungsten complex bearing both substrates of the enzyme AH. The only other example represents [Tp\*WO(H<sub>2</sub>O)(C<sub>2</sub>H<sub>2</sub>)](OTf), reported by Templeton and co-workers.<sup>30</sup> None of the models yielded acetaldehyde.

The here reported data show that acetylene hydration mediated by **1i** occurs *via* *N*-vinyl-3,5-dimethyl-pyrazole.



**Scheme 3** Synthesis of acetylene complexes [WBr<sub>2</sub>(C<sub>2</sub>H<sub>2</sub>)(pzH)<sub>2</sub>(CO)] (**2**), [WBr(C<sub>2</sub>H<sub>2</sub>)(pzH)(pz-NHCCH<sub>3</sub>)(CO)]Br (**2i**), and [W(C<sub>2</sub>H<sub>2</sub>)(CO)(pzH)(μ-OH)<sub>2</sub>(μ-pz)W(C<sub>2</sub>H<sub>2</sub>)(CO)(pzH)]Br (**3**). W-precursor = 1:1 mixture of [WBr<sub>2</sub>(C<sub>2</sub>H<sub>2</sub>)(MeCN)<sub>2</sub>(CO)]/[WBr<sub>2</sub>(C<sub>2</sub>H<sub>2</sub>)<sub>2</sub>(MeCN)(CO)]. Complexes **2i** and **3** do not react with water to give acetaldehyde.



*In situ* formed tungsten(II) compound **1i** facilitates the reaction between acetylene and free pzH. Possibly, the reaction occurs over a tungsten intermediate containing both substrates, followed by acetylene insertion into the W–N(pz) bond.

The acetylene ligand in the reactive intermediate must act as a two-electron donor, as such binding is known to lead to vinyl complexes upon nucleophilic attack.<sup>31</sup> Here, such interaction is enabled *via* substitution of only one carbonyl ligand in **1i**. While a tungsten vinyl-pyrazolate complex was not observed, the occurrence of both **1i** and **2i** strongly supports its formation. In a competitive reaction, two carbonyls can be substituted forming **2i** where acetylene ligand acts as a four-electron donor, preventing further reactivity. In general, four-electron donor alkyne complexes only react with extremely potent nucleophiles such as hydrides, organo-alkali reagents, and phosphines.<sup>32</sup>

Released *N*-vinyl-3,5-dimethyl-pyrazole acts as an acetaldehyde surrogate. The subsequent hydrolysis to acetaldehyde and pzH could occur either catalyzed by a W species or by protons released by the decomposition of the W complex, as confirmed experimentally with mineral acid and in the absence of W. Nevertheless, the pyrazole complex **1i** represents the first early transition metal compound known to facilitate acetylene hydration, making it a functional model of acetylene hydratase (AH). However, it is not a structural model with respect to the oxidation state and the first coordination sphere. Furthermore, a reactive intermediate with a two-electron acetylene ligand was neither detected in our system nor in AH. Possibly, a similar intermediate is formed in both cases since a stronger, and thus detectable binding would prevent reactivity. A new perspective on the AH mechanism arises including vinylation of a neighboring amino acid in the active site. Acetylene insertion could occur into the W–S or W–O bond of neighboring Cys141 or Asp13 residues before hydrolysis to acetaldehyde. The involvement of amino acid residues that covalently bind to acetylene has not been previously suggested and requires future experimental and computational focus.

Financial support by NAWI Graz and the Austrian Science Fund (grant number P31583) is gratefully acknowledged.

## Conflicts of interest

There are no conflicts to declare.

## Notes and references

- P. M. H. Kroneck, *J. Biol. Inorg. Chem.*, 2016, **21**, 29–38.
- G. B. Seiffert, G. M. Ullmann, A. Messerschmidt, B. Schink, P. M. H. Kroneck and O. Einsle, *Proc. Natl. Acad. Sci. U. S. A.*, 2007, **104**, 3073–3077.
- S. Pättsch, J. V. Correia, B. J. Elvers, M. Steuer and C. Schulzke, *Molecules*, 2022, **27**, 3695.
- S. Antony and C. A. Bayse, *Organometallics*, 2009, **28**, 4938–4944.
- M. A. Vincent, I. H. Hillier, G. Periyasamy and N. A. Burton, *Dalton Trans.*, 2010, **39**, 3816–3822.
- R.-Z. Liao, J.-G. Yu and F. Himo, *Proc. Natl. Acad. Sci. U. S. A.*, 2010, **107**, 22523–22527.
- R.-Z. Liao and F. Himo, *ACS Catal.*, 2011, **1**, 937–944.
- R.-Z. Liao and W. Thiel, *J. Chem. Theory Comput.*, 2012, **8**, 3793–3803.
- U. Habib, M. Riaz and M. Hofmann, *ACS Omega*, 2021, **6**, 6924–6933.
- A. Najafian and T. R. Cundari, *Polyhedron*, 2018, **154**, 114–122.
- S. J. N. Burgmayer and M. L. Kirk, *Molecules*, 2023, **28**, 7456.
- K. M. Sung and R. H. Holm, *J. Am. Chem. Soc.*, 2001, **123**, 1931–1943.
- C. Lorber, J. P. Donahue, C. A. Goddard, E. Nordlander and R. H. Holm, *J. Am. Chem. Soc.*, 1998, **120**, 8102–8112.
- J.-J. Wang, O. P. Kryatova, E. V. Rybak-Akimova and R. H. Holm, *Inorg. Chem.*, 2004, **43**, 8092–8101.
- J. Seo, J. Shearer, P. G. Williard and E. Kim, *Dalton Trans.*, 2019, **48**, 17441–17444.
- J. Yadav, S. K. Das and S. Sarkar, *J. Am. Chem. Soc.*, 1997, **119**, 4315–4316.
- M. Schreyer and L. Hintermann, *Beilstein J. Org. Chem.*, 2017, **13**, 2332–2339.
- S. Kamiguchi, I. Takahashi, K. Kondo, S. Nagashima, H. Kurokawa, H. Miura and T. Chihara, *J. Cluster Sci.*, 2007, **18**, 845–853.
- R. Bondi, M. Z. Čorović, M. Buchsteiner, C. Vidovič, F. Belaj and N. C. Möscher-Zanetti, *Organometallics*, 2021, **40**, 3591–3598.
- M. A. Ehweiner, L. M. Peschel, N. Stix, M. Z. Čorović, F. Belaj and N. C. Möscher-Zanetti, *Inorg. Chem.*, 2021, **60**, 8414–8418.
- C. Vidovič, L. M. Peschel, M. Buchsteiner, F. Belaj and N. C. Möscher-Zanetti, *Chem. – Eur. J.*, 2019, **25**, 14267–14272.
- M. A. Ehweiner, F. Belaj, K. Kirchner and N. C. Möscher-Zanetti, *Organometallics*, 2021, **40**, 2576–2583.
- S. G. Feng, A. S. Gamble, C. C. Philipp, P. S. White and J. L. Templeton, *Organometallics*, 1991, **10**, 3504–3512.
- G. G. Skvortsova, E. S. Domnina, L. A. Shestova, V. K. Voronov and V. V. Keiko, *Chem. Heterocycl. Compd.*, 1976, **12**, 1033–1037.
- P. Paredes, F. Lorenzo, S. Bajo, E. Cuéllar, C. Strohmman, J. M. Martín-Alvarez, D. Miguel and F. Villafañe, *Inorg. Chim. Acta*, 2017, **456**, 9–17.
- A. O. Baltayan, A. A. Saakyan, O. S. Attaryan and G. V. Asratyan, *Russ. J. Gen. Chem.*, 2010, **80**, 1004–1006.
- L. Ricard, R. Weiss, W. E. Newton, G. J. J. Chen and J. W. McDonald, *J. Am. Chem. Soc.*, 1978, **100**, 1318–1320.
- M. Arroyo, D. Miguel, F. Villafañe, S. Nieto, J. Pérez and L. Riera, *Inorg. Chem.*, 2006, **45**, 7018–7026.
- L. M. Peschel, C. Vidovič, F. Belaj, D. Neshchadin and N. C. Möscher-Zanetti, *Chem. – Eur. J.*, 2019, **25**, 3893–3902.
- T. W. Crane, P. S. White and J. L. Templeton, *Inorg. Chem.*, 2000, **39**, 1081–1091.
- J. L. Templeton, in *Advances in Organometallic Chemistry*, ed. F. Stone and R. West, Academic Press, 1989, pp. 1–100.
- W. Bai, J. Chen and G. Jia, in *Comprehensive organic synthesis*, ed. P. Knochel and G. A. Molander, Elsevier, Amsterdam, Netherlands, 2014, pp. 580–647.

