

# Materials Advances

rsc.li/materials-advances



ISSN 2633-5409

**REVIEW ARTICLE**

Ali K. Sekizkardes *et al.*

Amine-functionalized porous organic polymers for carbon dioxide capture





atmosphere. This strategy of negative emission technology (NET) has led to the introduction of direct air capture (DAC).<sup>9–11</sup> For DAC applications, CO<sub>2</sub> is present at much lower concentration levels (~400 ppm). It is anticipated that a stronger binding affinity will be required for trace capture, and hence chemisorption rather than physisorption processes will likely dominate as DAC solutions are pursued.<sup>12</sup>

The conventional CO<sub>2</sub> removal technology that was the comparative baseline for all other CO<sub>2</sub> capture technologies utilizes monoethanolamine (MEA) as a liquid solvent.<sup>13</sup> This wet scrubbing process removes the CO<sub>2</sub> in an absorption column and then regenerates the CO<sub>2</sub> rich solution in a vessel

by heating with plant steam.<sup>14</sup> Although there have been large-scale commercial demonstrations of this technology, the process has several disadvantages, such as high heat of the reaction, low working capacity, corrosivity of the solution, the susceptibility of being poisoned by minor contaminants, and, most notably, its need to be in aqueous solution. This latter results in increased energy to regenerate the spent solution, especially the sensible heating of water which is about 70 wt% of the solution. Another energy loss while regenerating the spent MEA solution includes the evaporative heat loss from vaporizing liquid water.<sup>15</sup>

Alternatively, the adsorption process is an attractive CO<sub>2</sub> capture technology because of its low energy requirement.<sup>16–18</sup>



**Ali K. Sekizkardes**

*Dr. Ali K. Sekizkardes is a materials scientist employed by Battelle at the U.S. Department of Energy National Energy and Technology Laboratory (NETL). His current research entails the development of polymeric sorbent and membrane technology for CO<sub>2</sub> capture and separation applications. He received his PhD in Materials Chemistry at Virginia Commonwealth University in 2014 under the supervision of Prof. Hani El-Kaderi. He synthesized and functionalized porous organic polymers and covalent organic frameworks for CO<sub>2</sub> capture and hydrogen storage. He later joined NETL as an ORISE postdoctoral fellow in 2015 and worked on polymeric and mixed matrix membrane development for gas separation.*



**Ping Wang**

*Dr. Ping Wang is a Principal Investigator at National Energy Technology Laboratory (NETL) in Pittsburgh, PA. She has been working on advanced thermochemical processes (pyrolysis, gasification and combustion) of converting carbonaceous materials (coal, biomass and waste plastic) to energy, in the form of solid, liquid and gaseous fuels. Her research focuses on the development of technologies and materials for CO<sub>2</sub> emission control. Dr Wang obtained her BS and MS in chemical engineering from Zhejiang University, China. She earned her PhD in Agricultural and Biological Engineering from the University of Illinois at Urbana-Champaign (UIUC).*



**James Hoffman**

*James Hoffman is a research engineer with 31 years of experience within the Research & Innovation Center of the U.S. Department of Energy, National Energy Technology Laboratory. His primary areas of research have centered on environmental controls for the use of fossil fuels in electric generation. He currently serves as Task Technical Coordinator for post combustion CO<sub>2</sub> capture using solid sorbents. He has a BS in Chemical Engineering, MS & PhD in Mechanical Engineering, all from Penn State University.*



**Samir Budhathoki**

*Dr. Samir Budhathoki received his PhD in chemical engineering from the University of Notre Dame. His PhD research focused on investigating the thermodynamic and transport properties of ionic liquids and solute gases: carbon dioxide, methane, and hydrogen in bulk and under confinement in nanoporous materials using molecular dynamics and Monte Carlo simulation methods. Then, he worked as a research fellow at the National Technology Lab (NETL), Pittsburgh, and as a research scientist at AECOM, investigating metal-organic frameworks and mixed matrix membranes for carbon dioxide separation from flue gas. Currently, he is a research scientist at Battelle Memorial Institute, Pittsburgh, where he uses machine learning and molecular simulation to evaluate various materials for direct air capture (DAC) and water purification applications.*



Table 1 Amine functionalization strategies in POPs and the effect of the amines on the sorbent properties

Amine type	Amine functionalization methods in porous organic polymers		
	Direct synthesis	Amine grafting	Amine impregnation
Amine type	Aromatic amines	Aromatic amines Alkylamines	Alkylamines
Surface area	On monomers, linkers	On pores	In pores and surface
CO <sub>2</sub> capture	High	Moderate to high	High
CO <sub>2</sub> selectivity	Moderate	High	High
CO <sub>2</sub> cyclability	High	High	Moderate
CO <sub>2</sub> desorption energy	Low	Low to medium	High

The adsorption is physical or chemical interaction between the adsorbate, *i.e.*, CO<sub>2</sub>, and the surface of the solid adsorbent. Desorption of CO<sub>2</sub> can be achieved by decreasing the pressure or increasing the temperature.<sup>19</sup> Solid porous adsorbents have great potential due to their attractive properties such as high CO<sub>2</sub> uptake capacity, selectivity, tunable chemical structure, and adjustable porosity.<sup>20</sup> In general, the porous adsorbent portfolio consists of zeolites,<sup>21</sup> silica,<sup>22</sup> porous carbon,<sup>23</sup> metal-organic frameworks (MOFs),<sup>24</sup> and, more recently, porous organic polymers (POPs).<sup>25,26</sup>

As a relatively new CO<sub>2</sub> adsorbent, porous organic polymers (POPs) have recently attracted a considerable amount of research attention because of their very high porosity coupled with functionality and scalability.<sup>27–29</sup> Although not as high as in MOFs, the surface area of POPs can also be extremely high.<sup>30</sup> The high porosity in POPs is stabilized by strong covalent bonding between the building blocks (monomers) of the polymer.<sup>31</sup> By contrast, in MOFs, the building blocks are connected to each other through relatively weaker coordination bonds.<sup>32</sup> Given the strong covalent bonding between the building blocks, the pore structure of POPs is exceptionally stable, resulting in stable CO<sub>2</sub> capture performance with absorption and desorption cycling.

The CO<sub>2</sub> uptake capacity of POPs is much higher than that of conventional polymers.<sup>33</sup> On the other hand, POPs generally suffer from low CO<sub>2</sub> uptake and selectivity compared to chemical sorbents and solvents due to their relatively weak interaction with CO<sub>2</sub> (within physisorption limits, 20–40 kJ mol<sup>-1</sup>).<sup>34</sup> The CO<sub>2</sub> uptake capacity of POPs further decreases under humid conditions. The recent developments have shown that amine functionalization in POPs drastically increases the CO<sub>2</sub> capture performance with improved CO<sub>2</sub> selectivity over non-polar gases such as N<sub>2</sub>.<sup>35,36</sup> Furthermore, some amine-functionalized POPs demonstrated that the CO<sub>2</sub> capture capacity could remain high under humid conditions such as in post-combustion flue gas and direct air capture.<sup>37–39</sup>

*David Hopkinson is the Technical Portfolio Lead for Point Source Carbon Capture at the U.S. Department of Energy, National Energy Technology Laboratory. Prior to joining NETL, Dr. Hopkinson was a technology analyst for the Innovations for Existing Plants program at the U.S. Department of Energy, Office of Fossil Energy in Washington, D.C. Dr. Hopkinson completed his BS and MS degrees in mechanical engineering from Georgia Tech in 2002 and 2003, and earned his PhD in mechanical engineering from Virginia Tech in 2008.*

In this review article, we present a concise evaluation of recent developments in amine-functionalized porous organic polymers. Three types of amine functionalization are reviewed: direct amine synthesis, amine grafting, and amine impregnation (Table 1). In the literature, direct amine synthesis, also classified as pre-synthetic functionalization, is amine functionalization during the polymer synthesis. Thus, either the monomer and/or the linker contains amine functionality. Amine grafting, on the other hand, entails the post-synthetic functionalization of sorbents through covalent bonding. Amine impregnation is the physical blending of the sorbent with an amine to boost the CO<sub>2</sub> uptake capacity and lacks any chemical bonds.

The recent findings in amine-functionalized POPs are examined including porous aromatic frameworks (PAFs),<sup>40</sup> covalent organic frameworks (COFs),<sup>41</sup> amine linked POPs,<sup>42</sup> hyper-crosslinked polymers (HCPs),<sup>43</sup> conjugated microporous polymers (CMPs),<sup>44</sup> benzimidazole linked polymers (BILPs),<sup>45</sup> and polymers of intrinsic microporosity (PIMs).<sup>46</sup> The polymer structure and property relationship was investigated for CO<sub>2</sub> capture applications *via* experimental and computational studies, with properties summarized for a large variety of POPs (Table 2).

## 2. Amine functionalization in porous aromatic frameworks

Porous aromatic frameworks (PAFs) are one of the most studied classes of porous polymers.<sup>47,48</sup> The polymer structure of PAFs is constructed from rigid aromatic monomers, which are linked to each other by a cross coupling reaction. The high surface area and porosity can be created within PAFs by the targeted topology design of the monomers (building blocks).<sup>49</sup> For example, PAF-1 was synthesized by homocoupling of 3-dimensional tetrahedral monomers with a very high surface area of 5640 m<sup>2</sup> g<sup>-1</sup>. The high porosity of PAFs has been utilized in many different applications as well as in CO<sub>2</sub> capture applications.<sup>50</sup> For CO<sub>2</sub> capture, the porosity in PAFs presents a prodigious opportunity to reach high CO<sub>2</sub> uptake capacity in a given volume. In addition to the porosity and surface area, the pore functionality also plays an important role to increase the CO<sub>2</sub> affinity of the sorbent.<sup>51</sup> Accordingly, PAFs have been functionalized using various amine groups for advanced CO<sub>2</sub> capture.<sup>47</sup>

Zhou *et al.* have developed several amine-functionalized PAFs, which are also referred to as porous polymeric networks



**Table 2** Summary of the amine functionalization method, amine type, surface area, pore size CO<sub>2</sub> uptake, CO<sub>2</sub>/N<sub>2</sub> selectivity and heats of adsorption properties in selected POPs

Porous organic polymer	Amine functionalization method	Amine type/concentration	S <sub>A</sub> <sup>BET</sup> (m <sup>2</sup> g <sup>-1</sup> )	Pore size (nm)	CO <sub>2</sub> uptake (mmol g <sup>-1</sup> )	CO <sub>2</sub> /N <sub>2</sub> selectivity	ΔH <sub>CO<sub>2</sub></sub> (kJ mol <sup>-1</sup> )	Ref.
Porous aromatic frameworks (PAFs)								
PAF-33-NH <sub>2</sub>	Direct synthesis	Aromatic amine	370	—	0.33 0.15 bar, 298 K	79.8	32.9	89
PEI (40 wt%) ⊂ PAF-5	Amine impregnation	Polyethylenimine/40 wt%	40.3	—	2.6 0.15 bar, 298 K	1200	68.7	58
PPN-6-SO <sub>3</sub> NH <sub>4</sub>	Amine grafting	SO <sub>3</sub> NH <sub>4</sub>	593	—	1.78 0.15 bar, 298 K	196	40	90
PPN-6-DETA	Amine grafting	Alkylamine (DETA)	555	—	3.08 0.15 bar, 298 K	442	55	52
PPN-125-DETA	Amine grafting	Alkylamine (DETA)	229	—	1.43 0.15 bar, 298 K	—	62	55
Covalent organic frameworks (COFs)								
ILCOF-1	Direct synthesis	Imine	2723	2.3	29.3 40 bar, 298 K	—	18.3	68
TpPa-1	Direct synthesis	Keto–enamine	535	1.25	3.48 1 bar, 273 K	—	—	69
COF-JLU2	Direct synthesis	Azine	410	0.96	4.93 1 bar, 273 K	77	31	91
[EtNH <sub>2</sub> ] <sub>75</sub> -H <sub>2</sub> P-COF	Amine grafting	Ethylamine	568	1.6	3.6 1 bar, 273 K	—	20.8	72
FCTF-1-600	Direct synthesis	Triazine	—	—	1.76 0.1 bar, 273 K	77	31	92
Amine linked porous organic polymers								
BILP-10	Direct synthesis	Imidazole	787	0.73	0.73 0.15 bar, 273 K	57	38.2	79
TBILP-1	Direct synthesis	Imidazole, triazine	330	0.55	0.55 0.15 bar, 273 K	63	35	80
SNW-1	Direct synthesis	Melamine	821	0.67	0.67 0.15 bar, 273 K	50	35	77
TNP-4	Direct synthesis	Triazole	1348	0.66	2.87 1 bar, 298 K	27	36.5	84
COP-97A	Amine impregnation	Polyethyleneimine	118	—	1.74 0.15 bar, 298 K	965	—	87
Hyper crosslinked polymers (HCPs)								
xPEI@XAD-4-pc	Amine impregnation	Polyethyleneimine/30 wt%	334	9.89	3.24 0.1 bar, 298 K	1103	53.01	93
HCP-MAAMs	Direct synthesis	NH <sub>2</sub>	298	2	1.56 0.15 bar, 273 K	104	35	94
xTEPA@PDVBpc	Amine impregnation	Tetraethylenepentamine/30 wt%	330	6.44	3.11 0.1 bar, 298 K	—	—	95
PBTP-(x)-DETA	Amine grafting	Diethylenetriamine (DETA)	600	4	2.27 0.15 bar, 298 K	1064	35	37
Conjugated microporous polymers (CMPs)								
CMP-1 NH <sub>2</sub>	Direct synthesis	NH <sub>2</sub>	710	—	0.96 1 bar, 298 K	14.6	29.5	96 and 97
NaNO <sub>3</sub> @CMP-PTPA	Direct synthesis	NH	1028	—	3.6 1 bar, 273 K	—	—	98
NCMP-I	Direct synthesis	NH	945	2	1.43 1 bar, 298 K	—	38	99
NCMPIII	Direct synthesis	NH	593	2	0.4 1 bar, 298 K	—	28	99
KCMP-M3	Amine grafting	NH <sub>2</sub>	1321	—	0.52 0.15 bar, 298 K	—	28	100
POP (2)	Amine grafting	NH <sub>2</sub> and NH	485	—	0.27 0.15 bar, 298 K	155	50	101
Polymers of intrinsic micro porosity (PIMs)								
21 wt% PEI-PIM-1	Amine impregnation	Polyethyleneimine/21 wt%	—	—	1.24 0.15 bar, 298 K	—	—	102
PIM-1-C3-TA	Amine impregnation	TAEA/15 wt%	—	—	1.62 0.15 bar, 298 K	—	—	103
PIM-1-AO-deta	Amine impregnation	DETA/12 wt%	—	—	1.75 0.15 bar, 298 K	—	—	104



Table 2 (continued)

Porous organic polymer	Amine functionalization method	Amine type/concentration	S <sub>A</sub> BET (m <sup>2</sup> g <sup>-1</sup> )	Pore size (nm)	CO <sub>2</sub> uptake (mmol g <sup>-1</sup> )	CO <sub>2</sub> /N <sub>2</sub> selectivity	ΔH <sub>CO2</sub> (kJ mol <sup>-1</sup> )	Ref.
Computationally designed porous organic polymers								
TrzPOP-1	Direct synthesis	Triazine, secondary amine	995	—	3.53 1 bar, 298 K	27	29	105
TrzPOP-2	Direct synthesis	Triazine, secondary amine	868	—	4.52 1 bar, 298 K	72	34	105

(PPNs).<sup>35</sup> Specifically, PPN-6 has been studied intensively due to its very high surface area of 4023 m<sup>2</sup> g<sup>-1</sup>. PPN-6 was post-synthetically functionalized (grafted) *via* alkyl amines such as diethylenetriamine (DETA) (Fig. 1A).<sup>52</sup> The amine groups were yielded from a reaction of amines with the intermediate methyl halide groups in PPN-6. The amine functionalization in PPN-6 resulted in porosity loss in the polymer. However, the CO<sub>2</sub> uptake performance of PPN-6-CH<sub>2</sub>-DETA was reported to be at least 15 fold larger (3.08 mmol g<sup>-1</sup> at 298 K 0.15 bar) compared to the unfunctionalized polymer (PPN-6). Intriguingly, the CO<sub>2</sub> capture capacity was reported to be stable over many adsorption-desorption cycles. This stability can be attributed to the covalently bonded DETA in PPN-6, which impedes the amines leaching from the polymer.

Other alkylamines including ethylenediamine (EDA) and triethylenetetramine (TETA) have also been incorporated in PPNs (Fig. 1A) and a similar trend in CO<sub>2</sub> uptake enhancement was also observed.<sup>52</sup> Studies have pointed out that the selection of the alkylamine plays a significant role in tuning the CO<sub>2</sub> uptake in PPNs as well as in other sorbents such as MOFs.<sup>53</sup> For example, triamines such as tris(2-aminoethyl)amine (TAEA) showed a higher CO<sub>2</sub> adsorption capacity compared to diamines (EDA) at a low partial pressure of CO<sub>2</sub>, which may be advantageous in low concentration CO<sub>2</sub> capture applications such as DAC.

One of the major drawbacks of PAFs is the cost of polymerization and scalability. The reaction protocol is heavily dependent on the use of expensive heterogeneous catalysts.<sup>54</sup> PPN-125 has been alternatively offered with a relatively cost-efficient preparation method, circumventing the use of expensive catalysts.<sup>55</sup> Post-synthetic functionalization of PPN-125 with DETA yielded a good CO<sub>2</sub> adsorption capacity for PPN-125-DETA, despite a lowered surface area of 229 m<sup>2</sup> g<sup>-1</sup>. The CO<sub>2</sub> absorption/desorption cycling of PPN-6-CH<sub>2</sub>-DETA did not result in any notable reduction in the CO<sub>2</sub> uptake capacity.

In another study, PPN-6 has been functionalized with amine groups using acid-base interaction between the polymer and amines.<sup>56</sup> First, the polymer was functionalized using a sulfonic acid (PPN-6-SO<sub>3</sub>H). In the second step, PPN-6-SO<sub>3</sub>H was treated with amines to afford PPN-6-NH<sub>4</sub>. The acid-base interaction concept between the polymer and amines could be applied to many other future PAFs. PAF-1 was also functionalized using alkylamines and the dramatic CO<sub>2</sub> uptake improvement was recorded over the non-functionalized PAF-1 at a low partial pressure of CO<sub>2</sub>. In PAF-1, the amine groups were created by deprotection of phthalimidomethyl groups which were intermediately placed in PAF-1.<sup>57</sup>

The amine impregnation method has also been adopted in PAFs. Polyethylene amine (PEI) was impregnated in PAF-5, resulting in a depletion of the porosity but with a dramatic

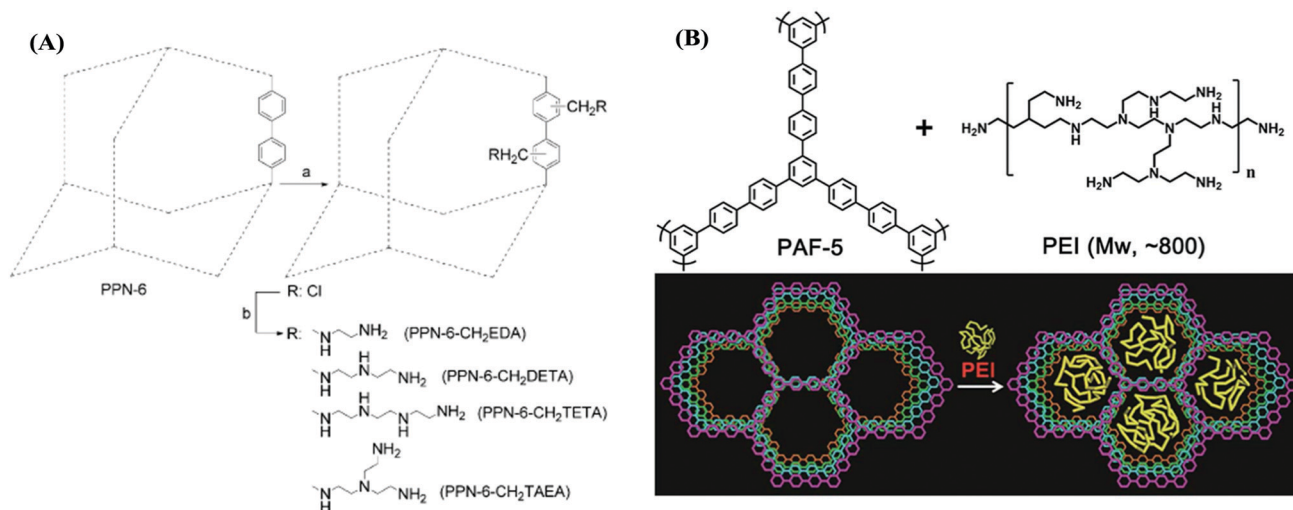


Fig. 1 (A) Post-synthetic amine functionalization of PPN-6. (B) Amine (PEI) impregnation in PAF-1. Reproduced with permission from ref. 52 and 58, respectively.





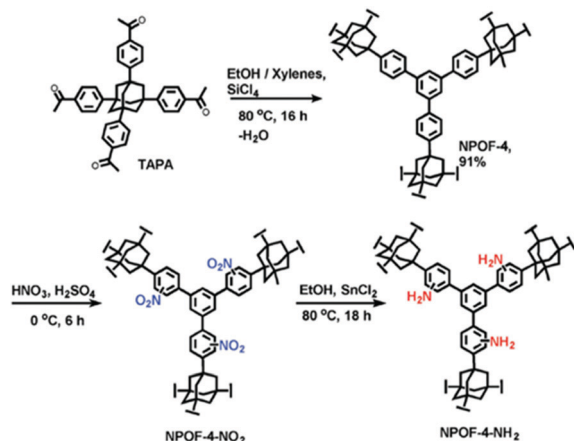


Fig. 2 Post-synthetic functionalization of NPOF-4 with amines. Reproduced with permission from ref. 60.

increase in the CO<sub>2</sub> adsorption capacity and CO<sub>2</sub>/N<sub>2</sub> selectivity (Fig. 1B and Table 2).<sup>58</sup>

Besides PAFs and PPNs, several other types of other POPs have been also synthesized by cross-coupling reactions and then post-synthetically functionalized using amines.<sup>59</sup> For example, Islamoglu *et al.* reported a nanoporous organic framework (NPOF-4) by the coupling reaction of the adamantane based monomer (TAPA) (Fig. 2).<sup>60</sup> NPOF-4 shows lower surface area compared to PAF-1 and PPN-4. However, polymerization does not entail the use of an expensive catalyst. In addition, the amine functionalization method of NPOFs showed that benzene groups in PAFs can be easily nitrated and subsequently aminated.

### 3. Amine functionalization in covalent organic frameworks and amine linked porous organic polymers

Covalent organic frameworks (COFs) are a highly studied class of POPs for CO<sub>2</sub> capture and other applications.<sup>61</sup> In general, COFs are synthesized by a dynamic equilibrium reaction from aromatic monomers with 2D and/or 3D topology.<sup>62</sup> The rigid and multidimensional monomers and reversibility of the reaction deliver high porosity and the crystalline polymer structure of COFs, respectively. Given their crystalline structures, control over the functional groups can be very precise in COFs.<sup>63,64</sup>

Amine functionalization in COFs has been achieved through the direct amine synthesis method (Table 1). Pioneered by Yaghi, imine-linked COFs have been the frontrunner COF in CO<sub>2</sub> capture.<sup>65</sup> In imine-linked COFs, the amine functionality (–C=N– bonds) is yielded by the Schiff base polycondensation reaction between aryl aldehyde and arylamine monomers.<sup>66</sup> The high surface area coupled with the imine functionality results in high CO<sub>2</sub> capture capacity at high CO<sub>2</sub> pressure.<sup>67</sup> For example, Rabbani *et al.* reported an imine-linked COF, ILCOF-1 (Fig. 3), exhibiting a very high surface area of 2723 m<sup>2</sup> g<sup>−1</sup> and a remarkable CO<sub>2</sub> uptake capacity of 29.3 mmol g<sup>−1</sup> at 298 K and 40 bar (Table 2).<sup>68</sup>

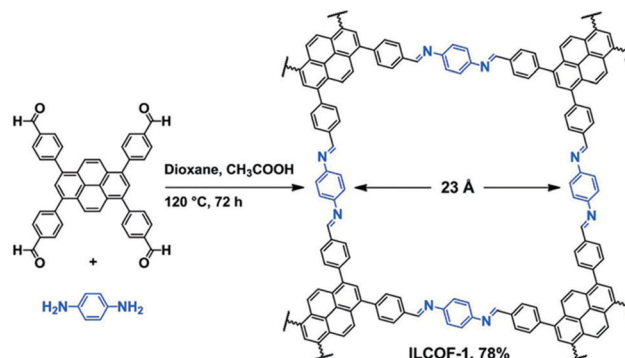


Fig. 3 Synthetic scheme of the imine linked COF (ILCOF-1). Reproduced with permission from ref. 68.

The reduction of imine linked COFs has also been demonstrated as an alternative route to increase the low concentration CO<sub>2</sub> uptake in COFs. Accordingly, TpPa-1 and TpPa-2 were synthesized by the polycondensation reaction of 1,3,5-triformylphloroglucinol (Tp) with *p*-phenylenediamine (Pa-1) and 2,5-dimethyl-*p*-phenylenediamine (Pa-2) (Fig. 4).<sup>69</sup> In this reaction, irreversible proton tautomerism converted imine groups into stronger Lewis basic secondary amine groups.

Another series of amine functional COFs is covalent triazine frameworks (CTFs). The cyclotrimerization of various benzoni-trile monomers has rendered many of the CTFs reported to date.<sup>70</sup> CTFs are mostly microporous polymers. The small pore size favors the interaction of CO<sub>2</sub> with triazine sites in CTFs.

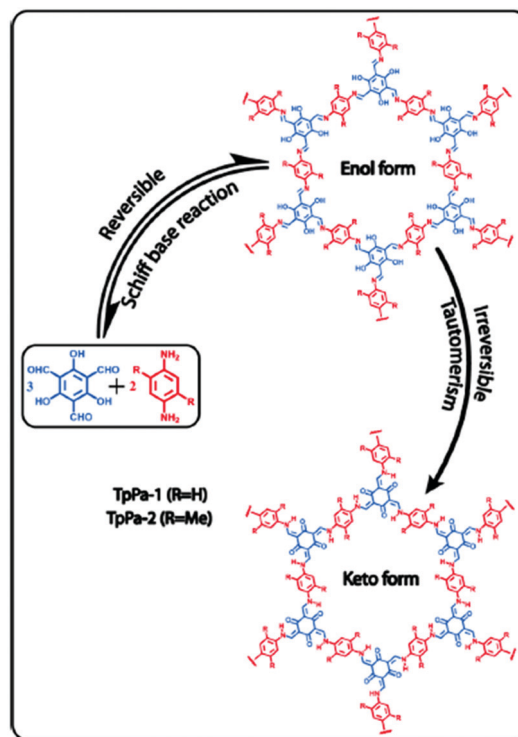


Fig. 4 Synthesis of TpPa-1 and TpPa-2 and the reduction of imine groups to amines by enol keto tautomerism. Reproduced with permission from ref. 69.



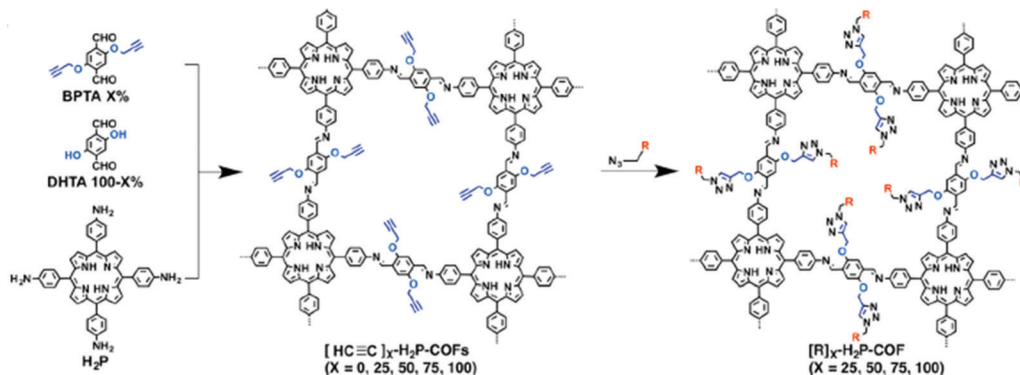


Fig. 5 Post-synthetic amine functionalization of COFs using click chemistry between ethynyl units and azide compounds yielding the ethylamine functionalized COF, [EtNH<sub>2</sub>]100-H<sub>2</sub>P-COF. R = EtNH<sub>2</sub>. Reproduced with permission from ref. 72.

Therefore, CO<sub>2</sub> selectivity over other inert gases such as N<sub>2</sub> is usually high in CTFs.

Another example of direct amine functionalization in COFs was introduced using a mixed monomer approach including the amine-functionalized monomer (DtATH).<sup>71</sup> The amine functionalized COF, named amine-coCOF-OH, showed an improved CO<sub>2</sub> capture capacity compared to the parent COF, coCOF-OH. COFs have also been post-synthetically functionalized, so-called “grafted”, with amine groups. Click chemistry was implemented between ethynyl units and azide compounds yielding the ethylamine functionalized COF, [EtNH<sub>2</sub>]100-H<sub>2</sub>P-COF, with a high CO<sub>2</sub> capacity (80 cc g<sup>-1</sup> at 273 K and 1 bar) (Fig. 5).<sup>72</sup> Consequently, the amine functionalization resulted in surface area and pore size reductions in COFs. Conversely, the CO<sub>2</sub>/N<sub>2</sub> selectivity was reported to increase. The chemical and pore stabilities of COFs are essential factors for practical carbon capture applications.<sup>73</sup> As a result, research has been concentrated on triazine and imine-based COFs where the pore stability is stronger compared to other COFs such as boron-linked COFs.<sup>74</sup> On the other hand, the CO<sub>2</sub> uptake under humid conditions is also an important parameter which has not been explored in most COF studies to date.<sup>71</sup>

Apart from imine linked COFs, numerous amorphous imine-linked POPs were introduced with imine functionality as well.<sup>75</sup>

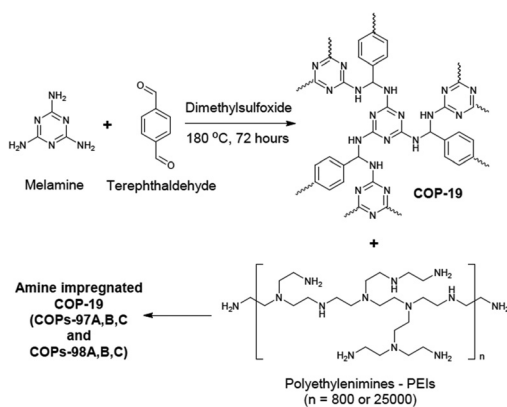


Fig. 6 COP-19 synthesis and polyethylenimine impregnation in COP-19. Reproduced with permission from ref. 87.

Compared to mesoporous imine-linked COFs (such as ILCOF-1), the surface area and pore size in imine-linked POPs were calculated to be smaller.<sup>76</sup> Therefore, low concentration CO<sub>2</sub> uptake applications such as in post-combustion flue gas was considered more suitable for these POPs rather than high-pressure CO<sub>2</sub> capture. For example, the porous organic polymer SNW-1 was synthesized by the polycondensation reaction of the relatively simple monomers melamine and terephthalaldehyde.<sup>77</sup> In addition to the simple preparation method, SNW-1 possesses a high surface area and 40 wt% nitrogen content. Dual amine functionality (triazine and amine) in SNW-1 leads to high CO<sub>2</sub> uptake capacity at relatively low pressure (Table 2).

Benzimidazole-linked polymers (BILPs) are another type of amine (imidazole) linked POPs.<sup>78</sup> BILPs such as polybenzimidazoles (PBIs) already found in industrial applications. However, compared to conventional PBIs, the surface area in BILPs is very high and the polymer structure is highly microporous.<sup>79</sup> The amine functionality in BILPs consists of secondary and tertiary amines in the imidazole linker. The high CO<sub>2</sub> uptake selectivity over nitrogen was reported in BILPs such as BILP-10 and TBILPs for post-combustion CO<sub>2</sub> capture.<sup>80</sup> Similar to SNW-1, triazine functionalities were incorporated in BILPs (TBILPs) through the monomer. On the other hand, triptycene based BILP-12 showed potential for high pressure CO<sub>2</sub> capture applications such as natural gas purification and landfill gas capture, with high CO<sub>2</sub> uptake.<sup>80</sup>

Similar to TBILPs, carbazole and triazine based porous organic polymers were also studied as bifunctional POPs.<sup>81</sup> Porous polycarbazoles are high surface area (as high as 2220 m<sup>2</sup> g<sup>-1</sup>) adsorbents structured from an amine containing (carbazole) polymer backbone.<sup>82</sup> With the combination of triazine, the CO<sub>2</sub> affinity in the sorbent (TSP-2) showed a CO<sub>2</sub> affinity of 30.2 kJ mol<sup>-1</sup> with a CO<sub>2</sub> uptake capacity of 2.6 mmol g<sup>-1</sup> and a CO<sub>2</sub>/N<sub>2</sub> selectivity of 24.<sup>81</sup>

Triazole-linked POPs are also amine-functionalized by direct synthesis.<sup>83</sup> Click chemistry between azide and alkynyl functionalized monomers shows a facile reaction route to create a library of different triazole-based POPs. Given the high basicity of amines (in triazole), the high binding affinity for CO<sub>2</sub> (34.8–38.5 kJ mol<sup>-1</sup>) was reported for polymers such as TNP-4.<sup>84</sup>





New azo-linked covalent organic polymers (azo-COPs) have been reported by Yavuz and Coskun.<sup>85</sup> The synthesis of Azo COPs is based on the facile and catalyst-free polycondensation reaction between arylamines and aryl nitro functionalized monomers. The nitrogen-rich linker of azo-COPs coupled with a high surface area ( $729 \text{ m}^2 \text{ g}^{-1}$ ) resulted in a  $\text{CO}_2$  uptake capacity of  $1.52 \text{ mmol g}^{-1}$  at 1 bar and 298 K for azo-COP-2. More intriguingly, the  $\text{CO}_2/\text{N}_2$  selectivity of azo-COP-2 was reported to be 109.6 which was attributed to the “nitrogen phobic” nature of the azo groups linking the monomers of the POP.

Another type of COP, COP-122, was also reported by the same group.<sup>86</sup> This time, the industrial monomers acrylonitrile (AN) and divinylbenzene (DVB) were employed in suspension polymerization with a radical initiator. COP-122 offers a cost-efficient preparation method with great potential for scalability. Equally important, it also contains alkyl nitrile functional groups. Accordingly, the nitrile groups were post-synthetically reduced into alkylamines in the presence of boranes. Compared to neat COP-122, the reduced polymer, COP-122-G1, showed over five-fold higher  $\text{CO}_2$  adsorption capacity. Also, the heat of adsorption of  $\text{CO}_2$  was doubled to  $98 \text{ kJ mol}^{-1}$  after the reduction.

The amine impregnation method was used in COPs as well.<sup>87</sup> COP-19 was an amine impregnated sorbent sharing the same polymer structure with the aforementioned polymer, SNW-1 (Fig. 6). Several different polyethyleneimine loadings were studied in COP-19. Higher amine loading in COP-19 drastically improved the  $\text{CO}_2$  uptake and  $\text{CO}_2/\text{N}_2$  selectivity (Table 2). However, an increased level of amine impregnation was found to be blocking the pores of the polymer, resulting in a lower surface area. Similar to the reported amine impregnated sorbents,<sup>88</sup> higher amine loading in COP-19 resulted in lower  $\text{CO}_2$  adsorption kinetics. Therefore, amine loading was optimized at 24.1 wt% polyethyleneimine in COP-19 (COP-97b) to achieve high  $\text{CO}_2$  uptake with good kinetics. COP-97b also showed higher  $\text{CO}_2$  uptake performance under humidity conditions which is applicable to post-combustion flue gas.

## 4. Amine functionalization hyper-crosslinked polymers (HCPs)

Hyper-crosslinked polymers (HCPs) have been developed rapidly over the past two decades and have been extensively studied for  $\text{CO}_2$  capture.<sup>106,107</sup> HCPs consist of polymer chains that are crosslinked and are made from light elements (C, H, N, and O). Their advantages are moderate synthetic conditions, inexpensive monomers and reagents, easy functionalization, microporosity and high surface area, robust structures, and good thermal and chemical stabilities.<sup>108,109</sup> HCPs can be prepared *via* the Friedel-Crafts reaction from (i) the crosslinking of polystyrene-type precursors in their swollen state,<sup>110,111</sup> (ii) one-step self-polycondensation,<sup>112,113</sup> and (iii) external crosslinking strategies.<sup>109,114–116</sup> Using these methodologies, HCPs can be tailored into efficient porous adsorbents with customized porosity and functionalities for  $\text{CO}_2$  capture applications. Recently, the HCPs prepared by the solvent knitting method showed a

Brunauer-Emmett-Teller (BET) surface area of  $3002 \text{ m}^2 \text{ g}^{-1}$ . A pore volume of  $1.53 \text{ cm}^3 \text{ g}^{-1}$  and porous structures ranging from ultramicropores to mesopores (0.5 to 3.8 nm) were reported.<sup>117</sup> HCPs generally have a hydrophobic surface that is not favored for polar adsorbates such as  $\text{CO}_2$ .<sup>118</sup> This limitation can be overcome by introducing polar nucleophilic amine groups.<sup>119</sup> Similar to other sorbents, the amine groups have been incorporated in HCPs by direct amine synthesis,<sup>120–123</sup> amine grafting<sup>106,124,125</sup> and amine impregnation.<sup>126,127</sup>

Fayemiwo *et al.* investigated a series of amine-functionalized HCPs (HCP-MAAMs) for low-pressure  $\text{CO}_2$  capture such as from coal-fired power plant flue gas.<sup>94</sup> The synthesis of HCPs is based on the co-polymerization of methacrylamide (MAAM) and ethylene glycol dimethacrylate (EGDMA) using azobisisobutyronitrile (AIBN) as an initiator (Fig. 7). The HCPs with a MAAM-to-EGDMA molar ratio (*S*) from 0.3 to 0.9 were (directly) amine-functionalized and exhibited a high affinity towards  $\text{CO}_2$  at low pressures. At a  $\text{CO}_2$  partial pressure of 0.02–0.15 bar, the  $\text{CO}_2/\text{N}_2$  selectivity increased (Table 2). The isosteric heats of the adsorption ( $Q_{st}$ ) properties of HCPs were calculated to be as high as  $35 \text{ kJ mol}^{-1}$ , resulting in an electrostatic interaction of  $\text{CO}_2$  molecules with the amine moieties. The  $\text{CO}_2$  adsorption capacity was reduced by increasing the ratio of MAAM-to-EGDMA due to lower surface areas. The HCP with *S* = 0.3 had a maximum  $\text{CO}_2$  adsorption of  $1.56 \text{ mmol g}^{-1}$  at 273 K that may be further improved using amine-based cross-linkers of *N,N*-methylenebis(acrylamide). The cycle stability of the  $\text{CO}_2$  capacity for the HCP with *S* = 0.6 was tested under adsorption conditions of 298 K and 0.15 bar  $\text{CO}_2$  partial pressure and desorption conditions of 393 K and  $\text{N}_2$ . The  $\text{CO}_2$  adsorption capacity was reduced by 1.9% over five cycles. Further studies are needed to gain a full understanding of the cycle stability.

Nitrogen-rich HCPs, triptycene based nitrogen-rich HCPs (TNHCPs),<sup>118</sup> polytriphenylamine HCPs (PTPAs)<sup>128</sup> and octaphenylcyclotetrasiloxane (OPCTS) based nitrogen-rich HCPs (ONHCPs)<sup>129</sup> were also investigated. The TNHCPs were synthesized by cross-linking commercially available nitrogen-rich heterocycles such as isomeric pyrazine, pyridazine and pyrimidine with triptycene molecules. On the other hand, PTPAs were prepared using tris-functionalized crosslinkers (trimethyl orthoformate, trimethyl orthoacetate, triethyl orthoacetate, and triisopropyl orthoformate) *via* a  $\text{FeCl}_3$ -promoted one-step oxidative coupling reaction and

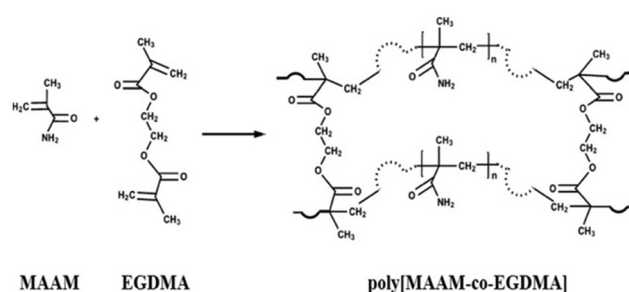


Fig. 7 Synthesis of amine-functionalized HCP-MAAMs by co-polymerization of MAAM and EGDMA. Reproduced with permission from ref. 94.



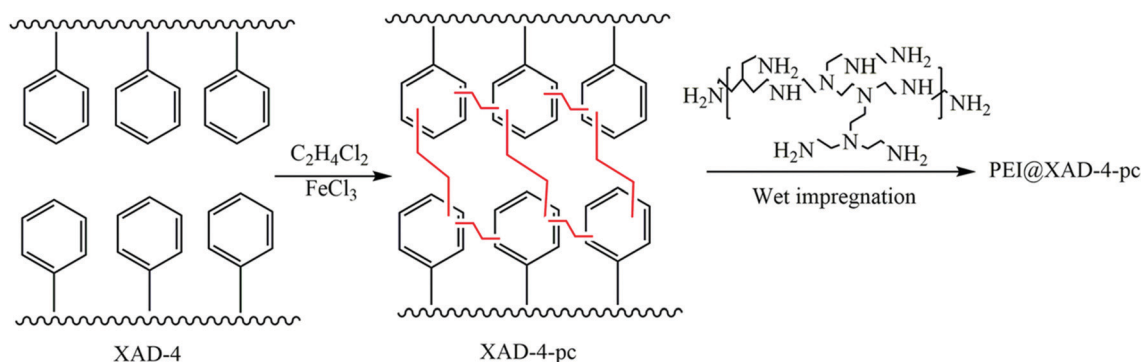


Fig. 8 Synthesis of PEI-functionalized hyper-crosslinked polymers by co-polymerization of methacrylamide (MAAM) and ethylene glycol dimethacrylate (EGDMA). Reproduced with permission from ref. 93.

Friedel–Crafts alkylation. In a different route, the synthesis of ONHCs involved two steps: the polymer was prepared using OPCTS as the organic–inorganic hybrid monomer, an amine containing monomer like cyanuric chloride (CC) as the cross-linker, and  $\text{AlCl}_3$  as the catalyst through the Friedel–Crafts reaction. By changing the CC content, the porosity of the polymer, and the N content, the porosity of the ONHCs was significantly enhanced, which is preferred for the physical adsorption of  $\text{CO}_2$ . All three HCPs exhibited large surface areas, high porosity and high  $\text{CO}_2$  adsorption capacity. Compared to the HCP-MAAM, the HCPs with N in the backbone of the polymer showed the lower  $\text{CO}_2$  adsorption capacity and selectivity for  $\text{CO}_2$  at low  $\text{CO}_2$  pressures.

Apart from the aforementioned rigid monomers, low-cost coal tar with nitrogen groups was utilized to generate HCPs through a one-step Friedel–Crafts reaction.<sup>130</sup> The maximum BET surface area of the prepared HCPs could reach up to  $929 \text{ m}^2 \text{ g}^{-1}$ . Owing to the high affinity between the heteroatoms on the coal-tar building blocks and the  $\text{CO}_2$  molecules, the adsorption capacity of CTHPs towards  $\text{CO}_2$  reached up to 14.2 wt% with a  $\text{CO}_2/\text{N}_2$  selectivity of 32 (at 1 bar, 273 K). Later, another carbon source, waste polystyrene, was transformed into HCPs using 1,2-dichloroethane.<sup>131</sup> Organosolv lignin separated from wood (renewable resource) was developed for HCPs by the reaction with formaldehyde dimethyl acetal (FDA).<sup>132</sup> These low-cost HCPs may have potential in mass production and practical use. Liu *et al.* developed amine-functionalized HCPs (PEI@XAD-4-pc) by synthesizing the HCP (XRD-4-pc) through a Friedel–Crafts reaction of a commercial polystyrene resin (XAD-4) and subsequently functionalizing it with polyethylenimine (PEI  $M_n = 600$ ) (Fig. 8).<sup>93</sup> PEI@XAD-4-pc featured enhanced  $\text{CO}_2$  adsorption compared to other carbon based HCPs because of the strong interaction between  $\text{CO}_2$  and PEI. The  $\text{CO}_2$  adsorption capacity increased from 1.14 to  $3.24 \text{ mmol g}^{-1}$  with a higher ratio of PEI (increased from 10 to 30 wt%) in the HCP. The higher PEI loading (over 30 wt%) in the sorbent significantly decreased the  $\text{CO}_2$  uptake capacity. The  $\text{CO}_2$  diffusion into the inner pores was reduced due to the excess amine functionalities. The  $\text{CO}_2/\text{N}_2$  selectivity was 1103 for 30 wt% PEI in XAD-4-pc at  $10^\circ\text{C}$  and 0.02 bar  $\text{CO}_2$  partial pressure. The heat of adsorption of 30 wt% PEI@XAD-4-pc was calculated to be  $53 \text{ kJ mol}^{-1}$ .

The  $\text{CO}_2$  capacity of 30 wt% PEI in XAD-4-pc ( $3.24 \text{ mmol g}^{-1}$ ) is 1.7 times higher than that of 30 wt% PEI in XAD-4 ( $1.87 \text{ mmol g}^{-1}$ ). This may be attributed to the large surface area and higher pore volume of XAD-4-pc ( $1239 \text{ m}^2 \text{ g}^{-1}$  and  $1.87 \text{ cm}^3 \text{ g}^{-1}$ ) compared to the porosity of XRD-4 ( $852 \text{ m}^2 \text{ g}^{-1}$  and  $1.18 \text{ cm}^3 \text{ g}^{-1}$ ).

Several other types of molecular amines such as triethylenetetramine (TEPA) were also impregnated in HCPs. For example; TEPA functionalized HCP (TEPA@PDVBpc) was prepared by wet impregnation of TEPA on PDVBpc that was synthesised by a Friedel–Crafts alkylation reaction of polydivinylbenzene (PDVB).<sup>95</sup> PDVBpc showed a higher surface area ( $1369 \text{ m}^2 \text{ g}^{-1}$ ) and pore volume ( $1.27 \text{ cm}^3 \text{ g}^{-1}$ ) compared to the PDVB ( $672 \text{ m}^2 \text{ g}^{-1}$  and  $0.58 \text{ cm}^3 \text{ g}^{-1}$ ). In line with the other amine functionalized sorbents, the large surface area and pore volume properties were found to be beneficial for the loading of amines and adsorption of  $\text{CO}_2$ .<sup>133</sup> The  $\text{CO}_2$  adsorption capacity of 30TEPA@PDVBpc (30 wt% TEPA loading) was  $3.11 \text{ mmol g}^{-1}$  at 298 K with 10 vol%  $\text{CO}_2$  at 1 bar and 2.6 times higher than that of 30TEPA@PDVB. The stability of 30TEPA@PDVBpc was tested in five cycles of  $\text{CO}_2$  adsorption at 298 K and 0.1 bar  $\text{CO}_2$  with desorption at  $75^\circ\text{C}$ . After the five cycles, the  $\text{CO}_2$  adsorption capacity decreased by 7.4% compared to the first cycle. This may be because a proportion of TEPA was vaporized or decomposed during the desorption process. DETA and TETA were also loaded on PDVBpc to investigate the impact of the different amine species on the adsorption of  $\text{CO}_2$ . The  $\text{CO}_2$  adsorption capacities (at 0.1 bar and 298 K) of three different amines loaded on the PDVBpc of 30TEPA@PDVBpc, 30TETA@PDVBpc and 30DETA@PDVBpc increased with the length of the amine chain (30TEPA@PDVBpc > 30TETA@PDVBpc > 30DETA@PDVBpc).

The impact of the TEPA@PDVBpc loading (10 to 50 wt%) on the  $\text{CO}_2$  adsorption capacity was studied because the chemical adsorption is mainly determined by the number of accessible amine groups in the adsorbent. To simply quantify the density of amine groups in the adsorbent, an elemental analysis of nitrogen (N) (wt% or  $\text{mmol g}^{-1}$ ) was conducted. The amine efficiency was calculated using the molar ratio of the adsorbed  $\text{CO}_2$  to the amine groups in the adsorbent. The  $\text{CO}_2$  adsorption capacity and amine efficiency significantly increased from  $1.0 \text{ mmol g}^{-1}$  and 0.35 ( $\text{mmol CO}_2/\text{mmol N}$ ) to  $3.11 \text{ mmol g}^{-1}$  and 0.46 ( $\text{mmol CO}_2/\text{mmol N}$ ) as the TEPA content increased



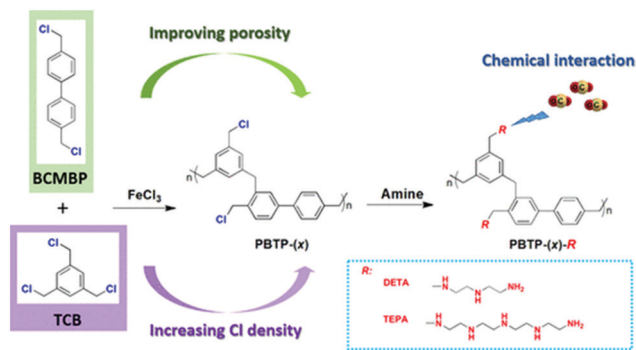


Fig. 9 Synthesis of porous organic copolymers (PBTP-(x)) and alkylamine-functionalised hyper-crosslinked polymers (PBTP-(x)-R) by postsynthetic grafting. Reproduced with permission from ref. 37.

from 10 wt% to 30 wt%, respectively. The TEPA content further increased to 50 wt% and the CO<sub>2</sub> adsorption capacity and amine efficiency significantly decreased to 0.61 mmol g<sup>-1</sup> and 0.06 (mmol CO<sub>2</sub>/mmol N), respectively. This was attributed to the excess TEPA blocking the pore channels and preventing CO<sub>2</sub> molecules from reaching internal amine groups.

Yang *et al.* reported a series of novel amine functionalized HCPs prepared by the amine grafting method.<sup>37</sup> First, porous organic copolymers (PBTP-(x)) were synthesised *via* Friedel-Crafts alkylation using FeCl<sub>3</sub> as a catalyst, which is the common catalyst choice in HCPs. The copolymers were subsequently functionalized using alkylamines DETA and TEPA, labelled as PBTP-(x)-DETA and PBTP-(x)-TEPA, respectively (Fig. 9). The molar ratio (x) of BCMBP-to-TCB significantly impacted both the porosity and Cl content of the copolymers. As the ratios varied from 1 : 4, 1 : 2, to 2 : 1, the BET surface areas (970, 1160, and 1600 m<sup>2</sup> g<sup>-1</sup>) and total pore volumes of the copolymers increased, and Cl contents decreased due to the lower Cl content of BCMBP. In the copolymers with a higher Cl content, the amine functionality level increased, improving the CO<sub>2</sub> uptake and CO<sub>2</sub>/N<sub>2</sub> selectivity. The PBTP-(x)-DETA at x = 1 : 2 and 1 : 4 exhibited a higher CO<sub>2</sub> adsorption capacity than the PBTP-(x)-TEPA at the same x despite the higher amine content of the latter. This might be attributed to the higher surface area of PBTP-(x)-DETA. Hence, adsorbents with DETA amine groups displayed higher amine efficiencies than their counterparts with TEPA groups.<sup>38</sup> PBTP-(x)-TEPA had higher CO<sub>2</sub>/N<sub>2</sub> selectivity than PBTP-(x)-DETA because a significant reduction of N<sub>2</sub> accessible pores in PBTP-(x)-TEPA probably offsets the effect of their lower CO<sub>2</sub> adsorption capacity.

Overall, PBTP-(1 : 4)-DETA is a promising sorbent candidate considering its high CO<sub>2</sub> adsorption capacity (2.27 mmol g<sup>-1</sup>), large CO<sub>2</sub>/N<sub>2</sub> selectivity (1064) and fast adsorption kinetics (5.8 min to reach 90% of saturation capacity) (at 298 K and 0.15 bar CO<sub>2</sub>). Ten adsorption (298 K)–desorption (393 K) cycles were conducted with and without water vapor at 0.2 bar CO<sub>2</sub>/N<sub>2</sub> under dynamic flow conditions were performed on the sorbents. The CO<sub>2</sub> adsorption performance remained intact during the dry and humid cycles, showing good stability.<sup>134</sup> In addition, the accumulation of water in the sorbent was insignificant over the

cycles due to the hydrophobic nature of the PBTP-(x) support. In this study, two representative MOFs of HKUST-1 and Ni<sub>2</sub> dobdc (Ni-MOF-74)<sup>135</sup> were synthesized and tested by repetitive cycling under humid conditions. PBTP-(1 : 4)-DETA outperformed HKUST-1 Ni<sub>2</sub> dobdc (Ni-MOF-74). HKUST-1 had a lower CO<sub>2</sub> working capacity. Ni<sub>2</sub> dobdc (Ni-MOF-74) decreased in CO<sub>2</sub> adsorption over 10 cycles.

The Jiang group designed and synthesized a nitrogen-rich HCP (FCDTPA) based on the knitting *N,N,N',N'*-tetraphenylbiphenyl-4,4'-diamine (DTPA) monomer.<sup>136</sup> Carbonized materials were obtained by the pyrolysis of FCDTPA with/without potassium hydroxide at high temperatures. The carbon materials with potassium hydroxide activation (FCDPA-k-x) exhibited higher surface areas and enhanced CO<sub>2</sub> adsorption capacity compared to the carbon materials without potassium hydroxide activation (FCDPA-x). The activated carbon material of FCDPA-k-700 showed a high surface area of 2065 m<sup>2</sup> g<sup>-1</sup> and a CO<sub>2</sub> uptake of 6.51 mmol g<sup>-1</sup> at 1.13 bar and 273 K compared to the precursor of FCDTPA (871 m<sup>2</sup> g<sup>-1</sup> and 2.82 mmol g<sup>-1</sup>).

## 5. Conjugated microporous polymers (CMPs)

Conjugated microporous polymers (CMPs) are unique porous materials that combine extended  $\pi$ -conjugation with a permanently microporous skeleton.<sup>137</sup> The number of studies has been growing since its discovery in 2007 because of attractive properties such as the conjugation, high porosity, tunable chemistry, and good chemical and thermal stabilities.<sup>138</sup> CO<sub>2</sub> adsorption by CMPs has been of interest because the adsorption capacity and selectivity of CMPs can be improved by synthetic control over structure properties such as surface area, pore size, pore volume and functional groups.<sup>96</sup> The functionalization of CMPs using amine functional groups have enhanced the CO<sub>2</sub> adsorption capacities.<sup>139</sup> In general, the amine groups have been incorporated in CMPs by direct amine synthesis,<sup>140–142</sup> and amine grafting.<sup>101</sup> CMPs are typically synthesised *via* the palladium-catalyzed Sonogashira–Hagihara polymerization of terminal alkynes and/or aryl halides.<sup>143</sup> For example, Dawson *et al.* have reported amine-functionalized CMPs (CMP-1-NH<sub>2</sub>) by the Sonogashira–Hagihara palladium cross-coupling reaction of 1,3,5-triethynylbenzene with 2,5-dibromoaniline (Fig. 10).<sup>96</sup> The amine groups in the CMP-1-NH<sub>2</sub> increased the isosteric heats of the adsorption of CO<sub>2</sub> from 26 kJ mol<sup>-1</sup> to 29.5 kJ mol<sup>-1</sup> compared to the unfunctionalized CMP-1 (Table 2). Accordingly, CMP-NH<sub>2</sub> showed higher CO<sub>2</sub>/N<sub>2</sub> selectivity than CMP-1. For enhancing the CO<sub>2</sub> sorption at lower pressures, increasing the surface area may not be the correct strategy but factors like the isosteric heats of adsorption are more likely to dominate both the sorption and the energy penalty for sorbent regeneration.<sup>144,145</sup>

Following the amine functionalized CMP (CMP-1-NH<sub>2</sub>), Ratvijitvech *et al.* reported the post-synthetic modification of amines into amides with different alkyl chains (CMP-1-AMD<sub>n</sub>, n = 0–4) (Fig. 10).<sup>146</sup> As the alkyl chain length in the amide was increased, the BET surface areas and pore volumes of the





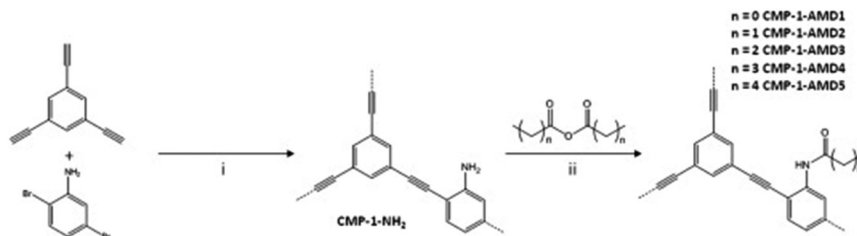


Fig. 10 Step (i): Synthesis of CMP-1-NH<sub>2</sub>: Pd(PPh<sub>3</sub>)<sub>4</sub>, CuI, DMF, NEt<sub>3</sub>, 100 °C, 24 h under a N<sub>2</sub> atmosphere. Step (ii): Post-synthetic modification using anhydrides, *n* = 0–4 and 8 (i.e., C1–C5 and C9): 24 h, 30 °C. Reproduced with permission from ref. 96.

CMP-1-AMD<sub>*n*</sub> were decreased, which resulted in a reduction of the CO<sub>2</sub> uptake and selectivity.

Chen *et al.* used the addition of simple inorganic salts with different sized cations or anions (NaNO<sub>3</sub> and NaF) to improve the BET surface area and porosity of the polytriphenylamine functionalized polymer, CMP-PTPA, that was synthesized by the Buchwald–Hartwig (BH) cross-coupling reaction (Fig. 11).<sup>98</sup> The addition of salts may act similarly to the addition of porogen, helping in adjusting and optimizing the Hansen solubility parameters (HSPs) of solvents for the growing polymer. The solvents that are compatible with the polymer networks could contribute to phase separation at a much later stage during polymerization, thus producing a polymer with lower average pore diameters and a larger surface area. The surface areas of the N-rich CMP were significantly gradually decreased by increasing the ionic radius of salts. Ions with smaller radii have a greater influence on the permanent dipole interaction and the hydrogen-bonding interactions of the solvent by adjusting the polarity and hydrogen bonding of the solvents, thus resulting in a more effective adjustment of the compatibility of the HSPs with the polymer. The addition of NaNO<sub>3</sub> increased the surface area of CMP-PTPA eighteen times from 58 to 1028 m<sup>2</sup> g<sup>-1</sup> which led to improved CO<sub>2</sub> uptake by five times from 0.7 to

3.48 mmol g<sup>-1</sup> at 273 K at 1 bar. With the addition of salts, the pore size distributions were narrowed to the micropore range from the broader distribution of micropores, mesopores, and macropores in the neat polymers. The addition of NaF increased the total pore volume, the micropore volume and ultramicropore volume in the polymers. The salts affected the porosity of CMP-PTPA by changing the Hansen solubility parameters (HSPs) of solvents used in the polymerization of CMPs without changing the chemical structure of the polymer.

Mu *et al.* synthesized N-rich CMPs (NCMPs) by palladium-catalyzed Sonogashira–Hagihara cross-coupling condensation of 1,3,5-triethynylbenzene and bis(4-bromophenyl)amine.<sup>99</sup> The results showed that the choice of reaction solvents had a major influence on the porosity of NCMPs. NCMP-I (0.61% N) using toluene as a solvent resulted in a specific surface area of 945 m<sup>2</sup> g<sup>-1</sup> and a pore volume of 0.55 cm<sup>3</sup> g<sup>-1</sup> (45% micropores). NCMP-III (1.63% N) using 1,4-dioxane as a solvent had a surface area of 593 m<sup>2</sup> g<sup>-1</sup> and a pore volume of 0.96 cm<sup>3</sup> g<sup>-1</sup> (6% micropores). The CO<sub>2</sub> uptake at 289 K at 1 bar for NCMP-I (1.42 mmol g<sup>-1</sup>) was higher than that of the NCMP-III (0.4 mmol g<sup>-1</sup>). The isosteric heats of adsorption of NCMP-I and NCMP-III were 23–38 kJ mol<sup>-1</sup> and 21–28 kJ mol<sup>-1</sup>, respectively.

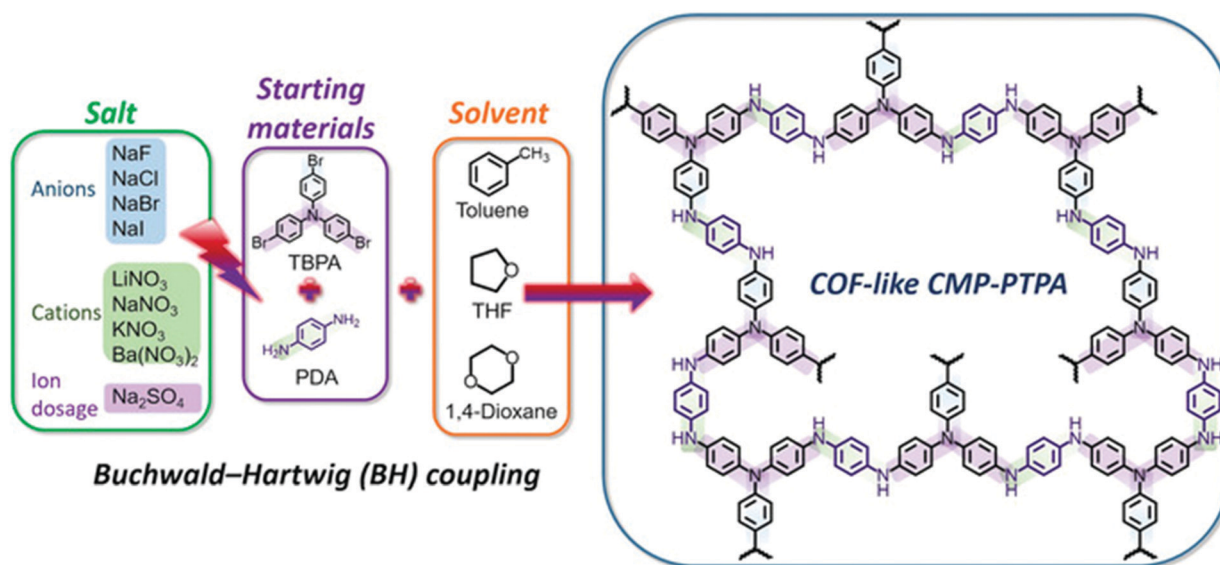


Fig. 11 Synthesis of salt-tunable CMP-PTPA by Buchwald–Hartwig (BH) cross-coupling. Reproduced with permission from ref. 146.



Bao *et al.* synthesized amine functional CMPs (NCMPs) containing pyridine units and amine groups by the Sonogashira–Hagihara cross-coupling reaction using 1,3,5-triethynylbenzene and 2-amino-3,5-di-bromopyridine as monomers.<sup>143</sup> The molar ratio of the ethynyl monomer during the polymerization significantly affected the morphology, BET surface areas, and pore volumes of the resulting NCMP networks. When the molar ratio of ethynyl-to-halogen functionalities was 5:1, tubular-shaped NCMPs (NMCP-3) with a diameter of 100–200 nm were obtained. The BET surface areas and total pore volumes of the resulting polymers were increased with the increase of the molar ratios (1, 3, 5 and 9) of ethynyl in the networks. For NCMP-3, the CO<sub>2</sub> uptake was calculated as 1.04 mmol g<sup>-1</sup> at 298 K and 1 bar.

Wang *et al.* synthesized N-rich CMPs with azo-fused structures (azo-CMPs) *via* palladium-catalyzed Suzuki or Sonogashira cross-coupling reaction from diamino-grafted or azo-fused monomers.<sup>147</sup> The azo-fused polymers with a rigid conformation showed an enhanced surface area up to 1146 m<sup>2</sup> g<sup>-1</sup> compared with the diamino-grafted polymers. Azo-CMP1 had the highest surface area among the reported polymers and exhibited a CO<sub>2</sub> uptake of 3.72 mmol g<sup>-1</sup> (1.13 bar and 273 K) with a CO<sub>2</sub>/N<sub>2</sub> selectivity of 42.1 at 273 K. The highly N<sub>2</sub>-phobic nature of –N=N– functional groups can be attributed to the high CO<sub>2</sub> selectivity over N<sub>2</sub>.<sup>148</sup> The results showed that the polymer with higher micropore surface area has higher CO<sub>2</sub> adsorption.<sup>148</sup> All of the polymers show high isosteric heats of CO<sub>2</sub> adsorption (~30 kJ mol<sup>-1</sup>) because the incorporation of nitrogen atoms into the skeleton of the conjugated microporous polymers led to an enhanced interaction between the pore wall and CO<sub>2</sub> molecules. Due to the high surface area, good physicochemical stability, and high CO<sub>2</sub> sorption performance, these nitrogen-rich polymer networks are promising candidates for applications in CO<sub>2</sub> capture technologies.<sup>149</sup>

Liu *et al.* developed a post knitting method to increase the surface area and CO<sub>2</sub> uptake of CMPs.<sup>100</sup> CMPs were knitted using two different cross-linkers *via* a Friedel–Crafts reaction to prepare CMP-based HCPs with reconstructed nanopores (KCMPs). The KCMPs showed higher surface areas and increased CO<sub>2</sub> uptake compared to the corresponding CMPs. In the dichloromethane (DCM) knitted KCMP-Ms, KCMP-M3 with NH<sub>2</sub> groups had a surface area of 1321 m<sup>2</sup> g<sup>-1</sup> and a CO<sub>2</sub> uptake of 2.54 mmol g<sup>-1</sup> at 298 K and 1 bar, which was 16 times and 4.5 times higher than the corresponding CMPs. KCMP-M3 exhibited the highest CO<sub>2</sub> uptake of 0.52 mmol g<sup>-1</sup> at 198 K and 0.15 bar even with the lowest surface area of 1321 m<sup>2</sup> g<sup>-1</sup> compared to other KCMP-Ms without NH<sub>2</sub> groups.

Guillerm *et al.* reported deliberate amine grafting (aldehyde conversion to imine) *via* a one-step post-synthetic modification process.<sup>101</sup> First, the POP (1) was synthesized by the Sonogashira–Hagihara coupling of tri-connected 1,3,5-triethynylbenzene (TEB) and 2,6-dibromo-4-trimethylsilylbenzaldehyde (Br<sub>2</sub>TMSBA). The amine functionalized POP (2) was prepared by grafting ethylenediamine to the POP (1). The POP (2) had a surface area of 485 m<sup>2</sup> g<sup>-1</sup>, which was 25% lower compared to the POP (1) as expected. Its CO<sub>2</sub> uptake was 0.27 mmol g<sup>-1</sup> at 0.15 bar and 0.95 mmol g<sup>-1</sup> at 1 bar CO<sub>2</sub> at 298 K, which was higher than that

POP (1) (0.15 mmol g<sup>-1</sup> at 0.15 bar and 0.78 mmol g<sup>-1</sup> at 1 bar). The isosteric heat of POP (2) increased to 50 kJ mol<sup>-1</sup> from the 30 kJ mol<sup>-1</sup> of POP (1). As expected, the CO<sub>2</sub> selectivity of POP (2) was 155 and higher than the 14 of POP (1). Therefore, the amine grafting enhanced the CO<sub>2</sub> adsorption properties.

## 6. Amine functionalization in polymers of intrinsic microporosity (PIMs)

Polymers of intrinsic microporosity (PIMs) are a unique class of porous polymers. Virtually, all other POPs covered here are crosslinked polymers in which two or three-dimensional monomers create the porosity and high surface area.<sup>150</sup> Whereas, in PIMs, the monomers are bulky, contorted, and one-dimensional.<sup>151</sup> The inefficient packing of these monomer chains creates the porosity in PIMs rather than the usual case of monomer crosslinking.<sup>152</sup> PIMs have the advantage of being processable into films, fibers, or other morphologies while maintaining the porosity.<sup>153</sup> Accordingly, the focus in the literature has been on the membrane applications of PIMs including gas and liquid separation.<sup>154</sup> Recent studies, however, have shown that processable polymers can be advantageous as solid sorbents, for example to reduce the reactor pressure drop.<sup>155</sup> PIMs are less likely to be considered for use as a CO<sub>2</sub> capture sorbent, on the other hand, because the polymer weakly binds to CO<sub>2</sub> in the physisorption range.<sup>156</sup> There have been several amine functionalization studies for PIMs, mostly to functionalize PIM-1 with primary and secondary amine moieties. However, the amine functionalities were utilized in membrane formation rather than as solid sorbents.<sup>157</sup> Recently, PIM-1 was impregnated with polyethylenimine in the solid sorbent form.<sup>102</sup> Various concentrations of amines were loaded into PIM-1 solution and the subsequent solvent removal afforded PIM-1-PEI sorbents. Compared to neat PIM-1, a very high CO<sub>2</sub> capture capacity (1.24 mmol g<sup>-1</sup> at 0.15 bar and 298 K) was observed with the polyethylenimine impregnated PIMs.<sup>102</sup> Several sorbent geometries such as fibers and monoliths have been demonstrated. In one study, PIM-1 was processed into hollow fibers from various PIM-1/solvent dope solutions (Fig. 12).<sup>158</sup> Then, polyethylenimine was impregnated into the PIM-1 fiber post-fabrication. The results showed that the increased PEI content resulted in a higher CO<sub>2</sub> uptake in the PIM-1 sorbents. However, increased PEI loading in the sorbents can also worsen the kinetics of CO<sub>2</sub> adsorption.

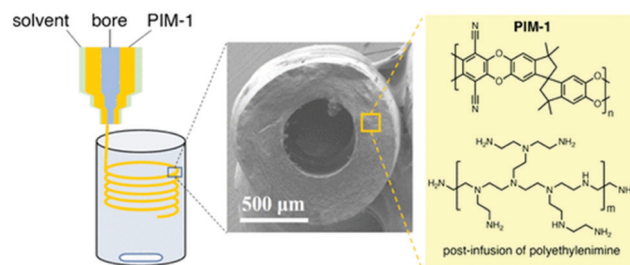


Fig. 12 Shaping PIM-1 into hollow fiber sorbents and polyethyleneimine impregnation in PIM-1. Reproduced with permission from ref. 158.



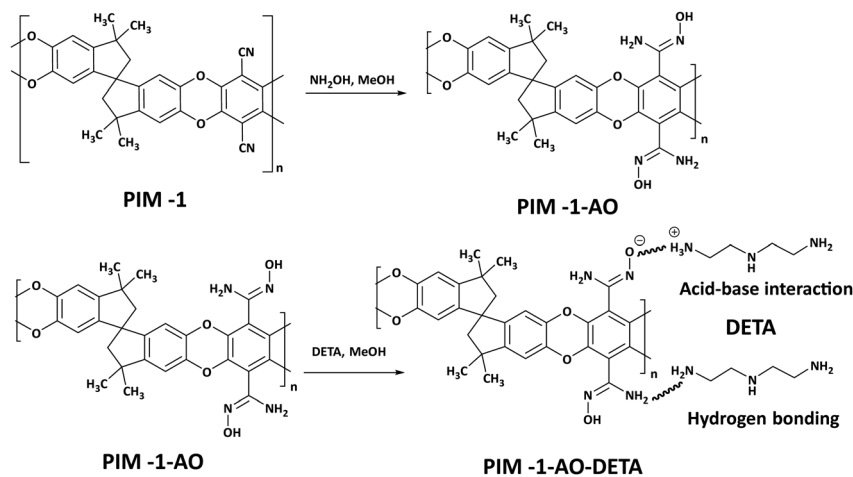


Fig. 13 Post-synthetic functionalization of PIM-1 with amidoxime and alkyamines (DETA). Reproduced with permission from ref. 104.

In another study, PIM-1 was first functionalized with carboxylic acid and amide to increase the interaction of PIM-1 with the guest amine groups.<sup>103,159</sup> In the following step, the acid functionalized PIM-1 (PIM-1-C) was impregnated with molecular amines such as TAEA, yielding an acid–base and hydrogen bonding interaction between the amine and the functionalized PIM-1. A control study in which the acid functionalization step was omitted showed that neat PIM-1 was not able to bind strongly to amines by the same impregnation method, resulting in amine leaching. PIM-1-C-TA had a high  $\text{CO}_2$  uptake ( $1.62 \text{ mmol g}^{-1}$  at 0.15 bar and 298 K) which was retained for several cycles under humid conditions. More recently, PIM-1 with amidoxime functionality (PIM-1-AO) was utilized to bind molecular amines such as diethylenetriamine by strong hydrogen bonding and weak acid–base reaction (Fig. 13).<sup>104</sup> The DETA impregnation in PIM-1-AO resulted in a high  $\text{CO}_2$  uptake ( $1.75 \text{ mmol g}^{-1}$  at 0.15 bar and 298 K). PIM-1-AO-DETA loaded with  $\text{CO}_2$  was regenerated after heating to 80 °C. The low regeneration temperature for PIM-1-AO-DETA can be attributed to relatively low amine loading (<15%) in the polymer.

Besides PIMs, there have been reports on other types of processible polymer sorbents such as cellulose acetate<sup>160</sup> and matrimid.<sup>161</sup> However, these polymers are not categorized as a porous organic polymer because the porosity in these polymers is predominately macroporous (>50 nm). Also, the porosity in the polymers is usually created by a template method during fabrication, whereas, in PIMs, the porosity is a material property of the rigid and contorted monomers. Consequently, the surface areas of these conventional polymers are not comparable with those of PIMs. Nevertheless, these polymers can serve as a “molecular basket” for immobilizing amines and perform as  $\text{CO}_2$  adsorbents, which is the scope of another review article.<sup>162</sup>

## 7. Computationally designed amine functionalized porous organic polymers

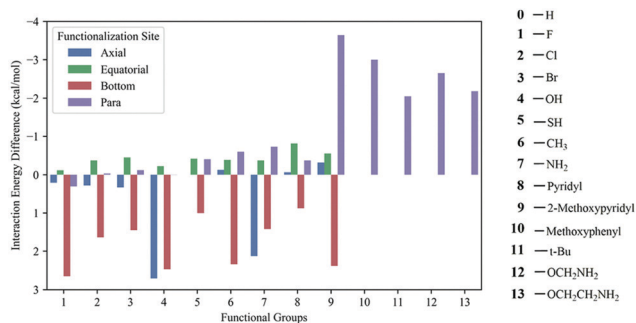
There are a limited number of computational studies on amine functionalized porous organic frameworks for  $\text{CO}_2$  capture.

Jiang *et al.*<sup>163</sup> designed new functional porous aromatic frameworks (PAFs) by incorporating functional groups such as  $-\text{NH}_2$ ,  $-\text{OCH}_3$ , and  $-\text{CH}_2\text{OCH}_2-$  in PAF-1 and investigated their separation efficiencies of  $\text{CO}_2/\text{N}_2$ ,  $\text{CO}_2/\text{CH}_4$  and  $\text{CO}_2/\text{H}_2$  mixtures using the grand-canonical Monte Carlo (GCMC) simulation. Pure gas isotherms showed that  $\text{CO}_2$  sorption and selectivity over  $\text{N}_2$ ,  $\text{CH}_4$ , and  $\text{H}_2$  decreased in the order  $-\text{CH}_2\text{OCH}_2-$  PAF-1 >  $-\text{OCH}_3$ -PAF-1 >  $-\text{NH}_2$ -PAF-1 > PAF-1 at 298 K and pressure up to 1 bar. The same trend was observed for mixed gas isotherms for 15:85 mixtures of  $\text{CO}_2/\text{N}_2$ ,  $\text{CO}_2/\text{CH}_4$  and  $\text{CO}_2/\text{H}_2$  at 298 K and pressures up to 1 bar. Similarly, Lu *et al.*<sup>164</sup> investigated the  $\text{CO}_2$  adsorption and separation properties of four alkyl amine functionalized triphenylamine-based covalent organic frameworks (TPAC- $x\text{C-NH}_2$ ,  $x = 1-4$ ) using the GCMC simulation. The computed  $\text{CO}_2$  isotherms at 273 K and 298 K up to 1 bar showed that increasing the alkylamine chain length ( $x = 2-4$ ) in TPA-COFs led to an increase in  $\text{CO}_2$  adsorption, reduction in  $\text{N}_2$  adsorption, and consequently enhanced  $\text{CO}_2/\text{N}_2$  selectivity. Furthermore, isosteric heat analysis showed that narrow pores in TPA-COFs due to long alkylamines led to a higher  $\text{CO}_2$ -adsorbent interaction. And coulomb/non-coulomb interaction analysis showed the  $\text{CO}_2$ -TPAC- $x\text{C-NH}_2$  interaction to be dominant over  $\text{CO}_2$ - $\text{CO}_2$  interaction.

*Ab initio* quantum chemical calculations and atoms in molecule (AIM) analysis<sup>165</sup> methods were used to explore the  $\text{CO}_2$  adsorption mechanism in a series of triazine-based porous organic polymers (TrzPoP): TrzPOP-1, TrzPoP-2 and TrzPoP-3. TrzPOP-1 contains only a triazine moiety and secondary amine linkages while TrzPoP-2 and TrzPOP-3 contain additional phenolic  $-\text{OH}$  groups. The investigation confirmed the existence of strong  $\text{N-H-O}$  and  $\text{O-H-O}$  hydrogen-bonding interactions between the TrzPOPs and  $\text{CO}_2$  molecules along with weak  $\text{N-C}$ ,  $\text{O-C}$  and  $\text{C-H-O}$  interactions. The presence of a large number of weak interactions was attributed to the higher  $\text{CO}_2$  uptake in the series of TrzPOPs. However, a larger number of phenolic- $\text{OH}$  and  $\text{N-rich}$  surfaces in TrzPOP-2 and TrzPOP-3 were found to be directly responsible for the higher  $\text{CO}_2$  uptake and  $\text{CO}_2/\text{N}_2$  selectivity than TrzPOP-1. Vogiatzis *et al.*<sup>166</sup> screened functionalized calix[4]arenes for their  $\text{CO}_2$ -philicity.







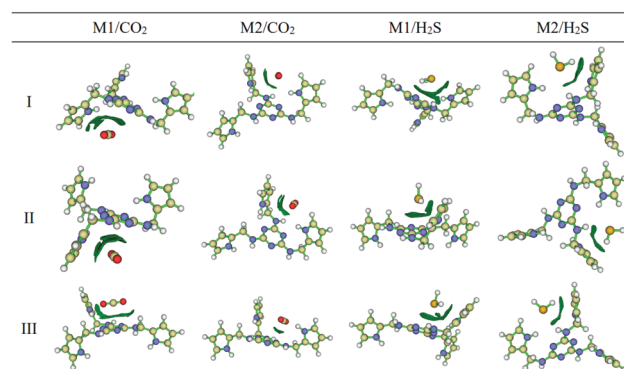
**Fig. 14** Calculated CO<sub>2</sub> interaction energies of functionalized calixarenes. All energies are given as a difference from the interaction energy of the unfunctionalized calixarenes ( $-6.82 \text{ kcal mol}^{-1}$ ). Reproduced with permission from ref. 166.

The structures were constructed by automated, high-throughput structure generation through directed modifications to a molecular scaffold. In total, 13 different functional groups were chosen for the study, of which 10 were placed at 4 different sites (*para*, axial, equatorial and bottom) of a calix[4]arene structure, and the remaining larger 3 functional groups were placed at the *para* position to generate 40 different structures (Fig. 14). Overall, 41 different structures were considered including non-functionalized calix[4]arene. Density functional theory (DFT) and symmetry-adapted perturbation theory (SAPT) were applied to compute the CO<sub>2</sub> interaction energy for the set of 41 calix[4]arenes. It was found that the top performing structures, the ones with the largest CO<sub>2</sub> interaction energy, had functional groups at the *para*-site, and the top four functional groups were found to be methoxy pyridine, methoxyphenyl, methoxyamine, and ethoxyamine, respectively. Methoxyamine functionalized calix[4]arene was found to be more promising because the terminal amino group led to the formation of a molecular cage *via* hydrogen bonds, which led to the increased CO<sub>2</sub>-interaction compared to the thoroughly studied *tert*-butyl functional group.

The CO<sub>2</sub> sorption mechanism in the amine functionalized polymer of intrinsic microporosity (PIM-1) was investigated using molecular dynamics simulation and quantum mechanics (QM).<sup>157</sup> Molecular dynamics simulations were performed to obtain the radial distribution function,  $g(r)$ , the local probability density of finding one atom at distance  $r$  from another atom. The radial distribution function between PIM-1 and CO<sub>2</sub> molecules showed a strong peak at about 3 Å from the amino groups, a sign that there is a strong interaction between the amine groups and polarized C=O bonds of the CO<sub>2</sub> molecules. In contrast, the radial distribution function between the dioxane-O functional groups of PIM-1 and CO<sub>2</sub> was smoother, indicating a weak interaction. The interaction energy between the amine-PIM-1 monomer and CO<sub>2</sub>, N<sub>2</sub> and CH<sub>4</sub> molecules was computed by quantum mechanics methods, which showed that the CO<sub>2</sub>-amine had an interaction energy of about  $-2 \text{ kcal mol}^{-1}$ , which was in the range of weak hydrogen bonding. N<sub>2</sub> and CH<sub>4</sub> did not interact significantly with the monomer, which is proof of the selective interaction between the amine group in PIM-1 and CO<sub>2</sub>. Hamouz *et al.*<sup>167</sup> recently synthesized a novel porous organic

polymer, KFUPM-5, *via* the acid catalyzed polycondensation of polar aromatic monomers, melamine and pyrrole with *p*-formaldehyde as the cross-linking agent, and investigated its efficacy for the selective adsorption of CO<sub>2</sub> and H<sub>2</sub>S for natural gas sweetening. They used quantum chemical reactivity descriptors, AIM topology analysis, and reduced density gradient (RDG) isosurface analysis to elucidate the adsorption mechanism of H<sub>2</sub>S in a vacuum and CO<sub>2</sub> in a vacuum and aqueous environments (Fig. 15). The quantum chemical reactivity descriptors, energy of the highest occupied molecular orbital (EHOMO), energy of the lowest unoccupied molecular orbital (ELUMO), band gap ( $\Delta E$ ), electronegativity ( $\chi$ ), global hardness ( $\eta$ ) and dipole moment ( $\mu$ ) were estimated for the polymer under vacuum and aqueous conditions. Under aqueous conditions, there was no notable difference in the chemical reactivity descriptors except for the dipole moment, suggesting that the van der Waals attracting power of the polymer is enhanced in the presence of water molecules. Furthermore, the condensed Fukui analysis identified the adsorption sites of CO<sub>2</sub> and H<sub>2</sub>S to be centered in melamine carbon atoms and pyrrole carbon atoms of KFUPM-5. The electron density and Laplacian electron density were computed at several bond critical points (BCPs) between KFUPM-5 and gas molecules using AIM topology analysis. Higher electron density and Laplacian density, which correspond to a greater interaction strength, were obtained for C–N and O–C interactions between CO<sub>2</sub> and KFUPM-5, and S–H, H–N and H–C interactions between H<sub>2</sub>S and KFUPM-5.

An examination of CO<sub>2</sub> adsorption in an aqueous environment showed an increase in the electron density and Laplacian electron density values suggesting the enhancement of the interaction between CO<sub>2</sub> and the polymer and a consequent increase in the adsorption capacity. RDG analysis was performed to visualize the interaction regions between the polymer and gas molecules. It showed that the gas-polymer interaction is predominantly van der Waals, which is in agreement with the chemical reactivity descriptor and the AIMS topology analyses.



**Fig. 15** The reduced density gradient (RDG) isosurface analyses of KFUPM-5 core unit (P1) interactions with gas molecules. The blue regions correspond to a strong hydrogen bond; the red regions indicate strong steric effects, while the green regions describe strong van der Waals interactions. M1 and M2 represent the most electrophilic and nucleophilic atoms in the polymer unit. Reproduced with permission from ref. 167.



Simulation studies have mostly focused on quantifying the interaction strength between the CO<sub>2</sub> molecules and amine functionalized POPs, and in a few cases computing CO<sub>2</sub> adsorption isotherms. The majority of the functionalized POPs reviewed above have aromatic amines, which interact with CO<sub>2</sub> through hydrogen bonding and van der Waals interaction. However, it is well known that alkyl amines have a superior CO<sub>2</sub> sorption capacity compared with aromatic amines because CO<sub>2</sub> sorption in alkyl amines occurs through a chemical reaction in which CO<sub>2</sub> is adsorbed as a carbamate (primary and secondary amines) or bicarbonate (tertiary amines). Since alkyl amine functionalized POPs are garnering a lot of interest, it is imperative that computational research on these types of materials should also focus on the reaction mechanism between CO<sub>2</sub> and the adsorbent. Additionally, no computational studies have been performed to investigate the gas diffusion in these classes of POPs. Diffusion is important for understanding the kinetics of adsorption and desorption of gases in such materials, which is another avenue where the computational modelling could play a major role in advancing the research.

## 8. Conclusion

Porous organic polymers have shown great potential in carbon capture applications and are the subject of increasing research activities, although they are yet to find their way into commercial use for this purpose. Versatile synthetic methods and functional groups studied to date have provided a large opportunity to create different types of POPs with various sorbent properties. Here, we have covered the recent literature on POPs for carbon capture. We have observed that microporosity and high surface area make POPs a strong candidate. However, as physical sorbents, amine functionalization is critical for this application of POPs. Multiple methods were reviewed for this, including direct amine synthesis, amine grafting, and amine impregnation.

Each classification of POP has unique features, with a few noted here in brief summary. COFs have been studied extensively and are known for high porosity and crystalline polymer structures which are amenable to imine functionalization. Triazine and imine functionalized COFs have excellent pore stability, making them suitable for adsorption/desorption cycling in practical applications. Several COFs have been reported with a very high CO<sub>2</sub> capacity, such as TpPa-1 and [EtNH<sub>2</sub>]<sub>75</sub>-H<sub>2</sub>P-COF. However, the chemical stability of COFs should be further studied under industrial conditions, including humidity. For POPs that were prepared by direct synthesis, including COFs, the focus to date has been on aromatic amines which have a lower CO<sub>2</sub> affinity at low concentrations of CO<sub>2</sub> compared to alkyl amines. Therefore, future studies may consider the incorporation of amines with a higher Lewis basicity.

The PPN type POPs were grafted with alkylamines such as DETA and TAEA using the post-synthetic amine functionalization method. This has the advantage of strong covalent bonding with amines, which is a potential solution to the amine leaching problem often associated with amine-based sorbents. The major

drawback of PPNs and PAFs could be their high-cost synthesis, which should be altered with more cost-efficient reaction methods to be considered for widespread commercial use. The HCP class of POPs, on the other hand, could offer scalable and less expensive sorbent preparation. Compared to PAFs and PPNs, the surface area range in HCPs is relatively smaller. However, some of the HCPs such as PBTP-(x)-DETA can reach high CO<sub>2</sub> uptake capacity and high CO<sub>2</sub>/N<sub>2</sub> selectivity at low CO<sub>2</sub> concentrations.

PIMs are also noteworthy because of their unique morphology, consisting of bulky, contorted, one-dimensional monomers which lead to inefficient packing and high porosity. Interestingly, they can be cast into films, fibers, pellets, or other shapes without the use of binder materials. This feature can be exploited to reduce the pressure drop in reactor systems as compared with powder sorbents, which is a major factor in the cost of capture. By contrast, non-processible sorbents are usually loaded into unreactive polymeric or ceramic substrate materials, which can drastically reduce the CO<sub>2</sub> adsorption capacity. While other solution processible polymers have been studied as sorbents, they lack the inherent porosity of PIMs. Recent studies have shown that the acid and amidoxime functionalization of PIMs combined with amine functionalization leads to a strong interaction with CO<sub>2</sub> and cycle stability. This set of properties is very promising for CO<sub>2</sub> capture applications.

Amine-functionalization strategies of POPs covered in this review are important to boost the CO<sub>2</sub> capture using POPs. In addition to the high CO<sub>2</sub> uptake, future studies should also focus on faster CO<sub>2</sub> adsorption and desorption cycles without high energy. High amine loadings in POPs could increase the CO<sub>2</sub> uptake performance. However, it can also cause longer adsorption and desorption cycles because of smaller mass and heat transfer in the sorbent media. At this point, the amine type, size and concentration in POPs should be optimized accordingly for the future POP candidates.

Another important consideration in the amine functionalization is the selection of an amine type. Primary amines are mostly incorporated in the sorbents due to their higher CO<sub>2</sub> affinity compared to the secondary and tertiary amines. On the other hand, secondary and tertiary amines can be advantageous to be used as their stabilities over oxidation are higher compared to primary amines. For all degrees of amines, alkylamines showed drastically higher CO<sub>2</sub> uptake capacity and selectivity than aromatic amines in POP functionalization studies.

Lastly, other sorbent properties such as amine stability, scalability and processibility must be considered for future studies to compete with the best performing sorbents. Processible and scalable POPs such as PIMs are a promising class of POPs as they can be shaped into sorbent geometries such as fibers and pellets. In terms of high porosity and amine stability, amine grafted PPNs also show great potential moving forward to the widespread use of POPs in carbon capture. In the past decade, many new amine functionalized POPs have been studied and reported in the ever-growing literature on CO<sub>2</sub> capture. There is significant potential to commercialize POPs for CO<sub>2</sub> capture applications using a comprehensive approach considering all necessary sorbent properties discussed in this review.



## Disclaimer

This project was funded by the United States Department of Energy, National Energy Technology Laboratory, in part, through a site support contract. Neither the United States Government nor any agency thereof, nor any of their employees, nor the support contractor, nor any of their employees, makes any warranty, express or implied, or assumes any legal liability or responsibility for the accuracy, completeness, or usefulness of any information, apparatus, product, or process disclosed, or represents that its use would not infringe privately owned rights. Reference herein to any specific commercial product, process, or service by trade name, trademark, manufacturer, or otherwise does not necessarily constitute or imply its endorsement, recommendation, or favoring by the United States Government or any agency thereof. The views and opinions of authors expressed herein do not necessarily state or reflect those of the United States Government or any agency thereof.

## Conflicts of interest

There are no conflicts to declare.

## References

- M. Bui, C. S. Adjiman, A. Bardow, E. J. Anthony, A. Boston, S. Brown, P. S. Fennell, S. Fuss, A. Galindo, L. A. Hackett, J. P. Hallett, H. J. Herzog, G. Jackson, J. Kemper, S. Krevor, G. C. Maitland, M. Matuszewski, I. S. Metcalfe, C. Petit, G. Puxty, J. Reimer, D. M. Reiner, E. S. Rubin, S. A. Scott, N. Shah, B. Smit, J. P. M. Trusler, P. Webley, J. Wilcox and N. Mac Dowell, *Energy Environ. Sci.*, 2018, **11**, 1062–1176.
- M. Bui, C. S. Adjiman, A. Bardow, E. J. Anthony, A. Boston, S. Brown, P. S. Fennell, S. Fuss, A. Galindo, L. A. Hackett, J. P. Hallett, H. J. Herzog, G. Jackson, J. Kemper, S. Krevor, G. C. Maitland, M. Matuszewski, I. S. Metcalfe, C. Petit, G. Puxty, J. Reimer, D. M. Reiner, E. S. Rubin, S. A. Scott, N. Shah, B. Smit, J. P. M. Trusler, P. Webley, J. Wilcox and N. Mac Dowell, *Energy Environ. Sci.*, 2018, **11**, 1062–1176.
- C. M. White, B. R. Strazisar, E. J. Granite, J. S. Hoffman and H. W. Pennline, *J. Air Waste Manage. Assoc.*, 2003, **53**, 645–715.
- P. Psarras, J. He, H. Pilorgé, N. McQueen, A. Jensen-Fellows, K. Kian and J. Wilcox, *Environ. Sci. Technol.*, 2020, **54**, 6272–6280.
- J. G. Vitillo, B. Smit and L. Gagliardi, *Chem. Rev.*, 2017, **117**, 9521–9523.
- S. Roussanaly, N. Berghout, T. Fout, M. Garcia, S. Gardarsdottir, S. M. Nazir, A. Ramirez and E. S. Rubin, *Int. J. Greenhouse Gas Control*, 2021, **106**, 103263.
- J. Y. Lai, L. H. Ngu and S. S. Hashim, *Greenhouse Gases: Sci. Technol.*, 2021, **11**, 1076–1117.
- L. Joos, J. M. Huck, V. Van Speybroeck and B. Smit, *Faraday Discuss.*, 2016, **192**, 391–414.
- Y. Deng, J. Li, Y. Miao and D. Izikowitz, *Energy Rep.*, 2021, **7**, 3506–3516.
- H. Azarabadi and K. S. Lackner, *Appl. Energy*, 2019, **250**, 959–975.
- X. Shi, H. Xiao, H. Azarabadi, J. Song, X. Wu, X. Chen and K. S. Lackner, *Angew. Chem., Int. Ed.*, 2020, **59**, 6984–7006.
- E. S. Sanz-Pérez, C. R. Murdock, S. A. Didas and C. W. Jones, *Chem. Rev.*, 2016, **116**, 11840–11876.
- M. E. Boot-Handford, J. C. Abanades, E. J. Anthony, M. J. Blunt, S. Brandani, N. Mac Dowell, J. R. Fernández, M.-C. Ferrari, R. Gross, J. P. Hallett, R. S. Haszeldine, P. Heptonstall, A. Lyngfelt, Z. Makuch, E. Mangano, R. T. J. Porter, M. Pourkashanian, G. T. Rochelle, N. Shah, J. G. Yao and P. S. Fennell, *Energy Environ. Sci.*, 2014, **7**, 130–189.
- D. Aaron and C. Tsouris, *Sep. Sci. Technol.*, 2005, **40**, 321–348.
- X. Wu, Y. Yu, Z. Qin and Z. Zhang, *Energy Procedia*, 2014, **63**, 1339–1346.
- A. Sayari, Y. Belmabkhout and R. Serna-Guerrero, *Chem. Eng. J.*, 2011, **171**, 760–774.
- C.-H. Yu, C.-H. Huang and C.-S. Tan, *Aerosol Air Qual. Res.*, 2012, **12**, 745–769.
- S. Sjostrom and H. Krutka, *Fuel*, 2010, **89**, 1298–1306.
- A. Sattari, A. Ramazani, H. Aghahosseini and M. K. Aroua, *J. CO<sub>2</sub> Util.*, 2021, **48**, 101526.
- H. A. Patel, J. Byun and C. T. Yavuz, *ChemSusChem*, 2017, **10**, 1303–1317.
- B. Li, Y. Duan, D. Luebke and B. Morreale, *Appl. Energy*, 2013, **102**, 1439–1447.
- S. Choi, M. L. Gray and C. W. Jones, *ChemSusChem*, 2011, **4**, 628–635.
- Z. Zhang, Z. P. Cano, D. Luo, H. Dou, A. Yu and Z. Chen, *J. Mater. Chem. A*, 2019, **7**, 20985–21003.
- C. A. Trickett, A. Helal, B. A. Al-Maythaly, Z. H. Yamani, K. E. Cordova and O. M. Yaghi, *Nat. Rev. Mater.*, 2017, **2**, 17045.
- R. L. Siegelman, E. J. Kim and J. R. Long, *Nat. Mater.*, 2021, **20**, 1060–1072.
- J. S. Hoffman, S. Hammache, M. L. Gray, D. J. Fauth and H. W. Pennline, *Fuel Process. Technol.*, 2014, **126**, 173–187.
- W. Wang, M. Zhou and D. Yuan, *J. Mater. Chem. A*, 2017, **5**, 1334–1347.
- M. G. Mohamed, A. F. M. EL-Mahdy, M. G. Kotp and S.-W. Kuo, *Mater. Adv.*, 2022, **3**, 707–733.
- X. Kong, S. Li, M. Strømme and C. Xu, *Nanomaterials*, 2019, **9**, 1020.
- P. Bhanja, A. Modak and A. Bhaumik, *ChemCatChem*, 2019, **11**, 244–257.
- Y. Zhang and S. N. Riduan, *Chem. Soc. Rev.*, 2012, **41**, 2083–2094.
- S. Yuan, L. Feng, K. Wang, J. Pang, M. Bosch, C. Lollar, Y. Sun, J. Qin, X. Yang, P. Zhang, Q. Wang, L. Zou, Y. Zhang, L. Zhang, Y. Fang, J. Li and H. Zhou, *Adv. Mater.*, 2018, **30**, 1704303.
- C. Xu and N. Hedin, *Mater. Today*, 2014, **17**, 397–403.
- J. Wang, L. Wang, Y. Wang, D. Zhang, Q. Xiao, J. Huang and Y.-N. Liu, *Chin. J. Chem. Eng.*, 2022, **42**, 91–103.
- L. Zou, Y. Sun, S. Che, X. Yang, X. Wang, M. Bosch, Q. Wang, H. Li, M. Smith, S. Yuan, Z. Perry and H. Zhou, *Adv. Mater.*, 2017, **29**, 1700229.





- 36 S. Rochat, M. Tian, R. Atri, T. J. Mays and A. D. Burrows, *Multifunct. Mater.*, 2021, **4**, 025002.
- 37 Y. Yang, C. Y. Chuah and T.-H. Bae, *ACS Sustainable Chem. Eng.*, 2021, **9**, 2017–2026.
- 38 Y. Yang, C. Y. Chuah and T.-H. Bae, *Chem. Eng. J.*, 2019, **358**, 1227–1234.
- 39 N. McQueen, K. V. Gomes, C. McCormick, K. Blumanthal, M. Pisciotta and J. Wilcox, *Prog. Energy*, 2021, **3**, 032001.
- 40 T. Ben and S. Qiu, *CrystEngComm*, 2013, **15**, 17–26.
- 41 N. Huang, P. Wang and D. Jiang, *Nat. Rev. Mater.*, 2016, **1**, 16068.
- 42 Y. Zhu, H. Long and W. Zhang, *Chem. Mater.*, 2013, **25**, 1630–1635.
- 43 M. Khakbaz, A. Ghaemi and G. Mir Mohamad Sadeghi, *Polym. Chem.*, 2021, **12**, 6962–6997.
- 44 J.-S. M. Lee and A. I. Cooper, *Chem. Rev.*, 2020, **120**, 2171–2214.
- 45 A. K. Sekizkardes, T. İslamoğlu, Z. Kahveci and H. M. El-Kaderi, *J. Mater. Chem. A*, 2014, **2**, 12492–12500.
- 46 N. B. McKeown and P. M. Budd, *Macromolecules*, 2010, **43**, 5163–5176.
- 47 M. Li, H. Ren, F. Sun, Y. Tian, Y. Zhu, J. Li, X. Mu, J. Xu, F. Deng and G. Zhu, *Adv. Mater.*, 2018, **30**, 1804169.
- 48 Y. Yuan and G. Zhu, *ACS Cent. Sci.*, 2019, **5**, 409–418.
- 49 Y. Yuan, Y. Yang and G. Zhu, *EnergyChem*, 2020, **2**, 100037.
- 50 J.-S. Sun, L.-P. Jing, Y. Tian, F. Sun, P. Chen and G. Zhu, *Chem. Commun.*, 2018, **54**, 1603–1606.
- 51 W. Zhang, Y. Cheng, C. Guo, C. Xie and Z. Xiang, *Ind. Eng. Chem. Res.*, 2018, **57**, 10985–10991.
- 52 W. Lu, J. P. Sculley, D. Yuan, R. Krishna, Z. Wei and H.-C. Zhou, *Angew. Chem.*, 2012, **124**, 7598–7602.
- 53 Y. Hu, W. M. Verdegaal, S.-H. Yu and H.-L. Jiang, *ChemSusChem*, 2014, **7**, 734–737.
- 54 L.-B. Sun, A.-G. Li, X.-D. Liu, X.-Q. Liu, D. Feng, W. Lu, D. Yuan and H.-C. Zhou, *J. Mater. Chem. A*, 2015, **3**, 3252–3256.
- 55 W. Lu, M. Bosch, D. Yuan and H.-C. Zhou, *ChemSusChem*, 2015, **8**, 433–438.
- 56 W. Lu, D. Yuan, J. Sculley, D. Zhao, R. Krishna and H.-C. Zhou, *J. Am. Chem. Soc.*, 2011, **133**, 18126–18129.
- 57 S. J. Garibay, M. H. Weston, J. E. Mondloch, Y. J. Colón, O. K. Farha, J. T. Hupp and S. T. Nguyen, *CrystEngComm*, 2013, **15**, 1515–1519.
- 58 S. Sung and M. P. Suh, *J. Mater. Chem. A*, 2014, **2**, 13245–13249.
- 59 T. Islamoglu, T. Kim, Z. Kahveci, O. M. El-Kadri and H. M. El-Kaderi, *J. Phys. Chem. C*, 2016, **120**, 2592–2599.
- 60 T. İslamoğlu, M. Gulam Rabbani and H. M. El-Kaderi, *J. Mater. Chem. A*, 2013, **1**, 10259.
- 61 P. J. Waller, F. Gándara and O. M. Yaghi, *Acc. Chem. Res.*, 2015, **48**, 3053–3063.
- 62 C. S. Diercks and O. M. Yaghi, *Science*, 2017, **355**, eaal1585.
- 63 Q. Liao, C. Ke, X. Huang, D. Wang, Q. Han, Y. Zhang, Y. Zhang and K. Xi, *Angew. Chem., Int. Ed.*, 2021, **60**, 1411–1416.
- 64 M. S. Lohse and T. Bein, *Adv. Funct. Mater.*, 2018, **28**, 1705553.
- 65 F. J. Uribe-Romo, J. R. Hunt, H. Furukawa, C. Klöck, M. O’Keeffe and O. M. Yaghi, *J. Am. Chem. Soc.*, 2009, **131**, 4570–4571.
- 66 Y. Jin, Y. Zhu and W. Zhang, *CrystEngComm*, 2013, **15**, 1484–1499.
- 67 E. Vitaku and W. R. Dichtel, *J. Am. Chem. Soc.*, 2017, **139**, 12911–12914.
- 68 M. G. Rabbani, A. K. Sekizkardes, Z. Kahveci, T. E. Reich, R. Ding and H. M. El-Kaderi, *Chem. – Eur. J.*, 2013, **19**, 3324–3328.
- 69 S. Kandambeth, A. Mallick, B. Lukose, M. V. Mane, T. Heine and R. Banerjee, *J. Am. Chem. Soc.*, 2012, **134**, 19524–19527.
- 70 P. Katekomol, J. Roeser, M. Bojdys, J. Weber and A. Thomas, *Chem. Mater.*, 2013, **25**, 1542–1548.
- 71 K. Gottschling, L. Stegbauer, G. Savasci, N. A. Prisco, Z. J. Berkson, C. Ochsenfeld, B. F. Chmelka and B. V. Lotsch, *Chem. Mater.*, 2019, **31**, 1946–1955.
- 72 N. Huang, R. Krishna and D. Jiang, *J. Am. Chem. Soc.*, 2015, **137**, 7079–7082.
- 73 F. Haase and B. V. Lotsch, *Chem. Soc. Rev.*, 2020, **49**, 8469–8500.
- 74 X. Li, C. Yang, B. Sun, S. Cai, Z. Chen, Y. Lv, J. Zhang and Y. Liu, *J. Mater. Chem. A*, 2020, **8**, 16045–16060.
- 75 P. Pandey, A. P. Katsoulidis, I. Eryazici, Y. Wu, M. G. Kanatzidis and S. T. Nguyen, *Chem. Mater.*, 2010, **22**, 4974–4979.
- 76 P. Arab, A. Verlander and H. M. El-Kaderi, *J. Phys. Chem. C*, 2015, **119**, 8174–8182.
- 77 X. Gao, X. Zou, H. Ma, S. Meng and G. Zhu, *Adv. Mater.*, 2014, **26**, 3644–3648.
- 78 M. G. Rabbani and H. M. El-Kaderi, *Chem. Mater.*, 2012, **24**, 1511–1517.
- 79 M. G. Rabbani, A. K. Sekizkardes, O. M. El-Kadri, B. R. Kaafarani and H. M. El-Kaderi, *J. Mater. Chem.*, 2012, **22**, 25409.
- 80 A. K. Sekizkardes, S. Altarawneh, Z. Kahveci, T. İslamoğlu and H. M. El-Kaderi, *Macromolecules*, 2014, **47**, 8328–8334.
- 81 X. Zhu, S. M. Mahurin, S.-H. An, C.-L. Do-Thanh, C. Tian, Y. Li, L. W. Gill, E. W. Hagaman, Z. Bian, J.-H. Zhou, J. Hu, H. Liu and S. Dai, *Chem. Commun.*, 2014, **50**, 7933.
- 82 Q. Chen, M. Luo, P. Hammershøj, D. Zhou, Y. Han, B. W. Laursen, C.-G. Yan and B.-H. Han, *J. Am. Chem. Soc.*, 2012, **134**, 6084–6087.
- 83 T. Muller and S. Bräse, *Angew. Chem., Int. Ed.*, 2011, **50**, 11844–11845.
- 84 S. Mondal and N. Das, *J. Mater. Chem. A*, 2015, **3**, 23577–23586.
- 85 H. A. Patel, S. Hyun Je, J. Park, D. P. Chen, Y. Jung, C. T. Yavuz and A. Coskun, *Nat. Commun.*, 2013, **4**, 1357.
- 86 N. A. Dogan, Y. Hong, E. Ozdemir and C. T. Yavuz, *ACS Sustainable Chem. Eng.*, 2019, **7**, 123–128.
- 87 H. A. Patel and C. T. Yavuz, *Faraday Discuss.*, 2015, **183**, 401–412.
- 88 T. Gelles and F. Rezaei, *AIChE J.*, 2020, **66**, 16785–16789.
- 89 R. Yuan, H. Ren, Z. Yan, A. Wang and G. Zhu, *Polym. Chem.*, 2014, **5**, 2266.



- 90 W. Lu, W. M. Verdegaal, J. Yu, P. B. Balbuena, H.-K. Jeong and H.-C. Zhou, *Energy Environ. Sci.*, 2013, **6**, 3559.
- 91 Z. Li, Y. Zhi, X. Feng, X. Ding, Y. Zou, X. Liu and Y. Mu, *Chem. – Eur. J.*, 2015, **21**, 12079–12084.
- 92 Y. Zhao, K. X. Yao, B. Teng, T. Zhang and Y. Han, *Energy Environ. Sci.*, 2013, **6**, 3684.
- 93 F. Liu, W. Fu and S. Chen, *J. Appl. Polym. Sci.*, 2020, **137**, 48479.
- 94 K. A. Fayemiwo, G. T. Vladislavljević, S. A. Nabavi, B. Benyahia, D. P. Hanak, K. N. Loponov and V. Manović, *Chem. Eng. J.*, 2018, **334**, 2004–2013.
- 95 F. Liu, S. Wang, G. Lin and S. Chen, *New J. Chem.*, 2018, **42**, 420–428.
- 96 T. Ratvijitvech, R. Dawson, A. Laybourn, Y. Z. Khimiyak, D. J. Adams and A. I. Cooper, *Polymer*, 2014, **55**, 321–325.
- 97 R. Dawson, D. J. Adams and A. I. Cooper, *Chem. Sci.*, 2011, **2**, 1173.
- 98 J. Chen, W. Yan, E. J. Townsend, J. Feng, L. Pan, V. Del Angel Hernandez and C. F. J. Faul, *Angew. Chem., Int. Ed.*, 2019, **58**, 11715–11719.
- 99 P. Mu, H. Sun, Z. Zhu, W. Liang, J. Liu and A. Li, *Macromol. Mater. Eng.*, 2016, **301**, 451–456.
- 100 Y. Liu, S. Wang, X. Meng, Y. Ye, X. Song and Z. Liang, *Mater. Chem. Front.*, 2021, **5**, 5319–5327.
- 101 V. Guillermin, J. Weseliński, M. Alkordi, M. I. H. Mohideen, Y. Belmabkhout, A. J. Cairns and M. Eddaoudi, *Chem. Commun.*, 2014, **50**, 1937.
- 102 S. H. Pang, M. L. Jue, J. Leisen, C. W. Jones and R. P. Lively, *ACS Macro Lett.*, 2015, **4**, 1415–1419.
- 103 A. K. Sekizkardes, S. Hammache, J. S. Hoffman and D. Hopkinson, *ACS Appl. Mater. Interfaces*, 2019, **11**, 30987–30991.
- 104 A. Miles, W. C. Wilfong, D. Hopkinson and A. K. Sekizkardes, *Energy Technol.*, 2020, **8**, 2000419.
- 105 S. K. Das, P. Bhanja, S. K. Kundu, S. Mondal and A. Bhaumik, *ACS Appl. Mater. Interfaces*, 2018, **10**, 23813–23824.
- 106 J. Huang, J. Zhu, S. A. Snyder, A. J. Morris and S. R. Turner, *Polymer*, 2018, **154**, 55–61.
- 107 A. A. Olajire, *Greenhouse Gases: Sci. Technol.*, 2017, **7**, 399–459.
- 108 R. Dawson, A. I. Cooper and D. J. Adams, *Prog. Polym. Sci.*, 2012, **37**, 530–563.
- 109 L. Tan and B. Tan, *Chem. Soc. Rev.*, 2017, **46**, 3322–3356.
- 110 B. Li, R. Gong, Y. Luo and B. Tan, *Soft Matter*, 2011, **7**, 10910.
- 111 H. Ramezanipour PENCHAH, A. GHAEMI and H. GHANADZADEH GILANI, *Polym. Bull.*, 2022, **79**, 3681–3702.
- 112 C. F. Martín, E. Stöckel, R. Clowes, D. J. Adams, A. I. Cooper, J. J. Pis, F. Rubiera and C. Pevida, *J. Mater. Chem.*, 2011, **21**, 5475.
- 113 R. Dawson, E. Stöckel, J. R. Holst, D. J. Adams and A. I. Cooper, *Energy Environ. Sci.*, 2011, **4**, 4239.
- 114 R. Vinodh, P. Hemalatha, M. Ganesh, M. M. Peng, A. Abidov, M. Palanichamy, W. S. Cha and H.-T. Jang, *RSC Adv.*, 2014, **4**, 3678–3684.
- 115 D. Zhang, L. Tao, J. Ju, Y. Wang, Q. Wang and T. Wang, *Polymer*, 2015, **60**, 234–240.
- 116 M. Ansari, R. Bera and N. Das, *J. Appl. Polym. Sci.*, 2022, **139**, 51449.
- 117 D. Chen, S. Gu, Y. Fu, X. Fu, Y. Zhang, G. Yu and C. Pan, *New J. Chem.*, 2017, **41**, 6834–6839.
- 118 A. Hassan, S. Goswami, A. Alam, R. Bera and N. Das, *Sep. Purif. Technol.*, 2021, **257**, 117923.
- 119 H. Ouyang, K. Song, J. Du, Z. Zhan and B. Tan, *Chem. Eng. J.*, 2022, **431**, 134326.
- 120 Y. Qiao, Z. Zhan, Y. Yang, M. Liu, Q. Huang, B. Tan, X. Ke and C. Wu, *Mater. Today Commun.*, 2021, **27**, 102338.
- 121 P. Su, X. Zhang, Z. Xu, G. Zhang, C. Shen and Q. Meng, *New J. Chem.*, 2019, **43**, 17267–17274.
- 122 C. Xu, Z. Bacsik and N. Hedin, *J. Mater. Chem. A*, 2015, **3**, 16229–16234.
- 123 H. R. PENCHAH, P. NAJAFI, A. GHAEMI and H. GHANADZADEH GILANI, *Environ. Prog. Sustainable Energy*, 2020, **40**, 13586–13590.
- 124 S. Krishnan and C. V. Suneesh, *J. Solid State Chem.*, 2021, **299**, 122152.
- 125 P. Najafi, H. Ramezanipour PENCHAH and A. GHAEMI, *Environ. Technol. Innovation*, 2021, **23**, 101746.
- 126 H. Zhou, C. Rayer, A. R. Antonangelo, N. Hawkins and M. Carta, *ACS Appl. Mater. Interfaces*, 2022, **14**, 20997–21006.
- 127 L. B. Hamdy, A. Gougsa, W. Y. Chow, J. E. Russell, E. García-Díez, V. Kulakova, S. Garcia, A. R. Barron, M. Taddei and E. Andreoli, *Mater. Adv.*, 2022, **3**, 3174–3191.
- 128 D. Zhang, L. Tao, Q. Wang and T. Wang, *Polymer*, 2016, **82**, 114–120.
- 129 Z. Tian, J. Huang, Z. Zhang, G. Shao, A. Liu and S. Yuan, *Microporous Mesoporous Mater.*, 2016, **234**, 130–136.
- 130 H. Gao, L. Ding, H. Bai and L. Li, *ChemSusChem*, 2017, **10**, 618–623.
- 131 Z. Fu, J. Jia, J. Li and C. Liu, *Chem. Eng. J.*, 2017, **323**, 557–564.
- 132 Q. B. Meng and J. Weber, *ChemSusChem*, 2014, **7**, 3312–3318.
- 133 X. Yan, L. Zhang, Y. Zhang, G. Yang and Z. Yan, *Ind. Eng. Chem. Res.*, 2011, **50**, 3220–3226.
- 134 F. Raganati, F. Miccio and P. Ammendola, *Energy Fuels*, 2021, **35**, 12845–12868.
- 135 C. Y. Chuah, W. Li, Y. Yang and T.-H. Bae, *Chem. Eng. J. Adv.*, 2020, **3**, 100021.
- 136 X. Yang, M. Yu, Y. Zhao, C. Zhang, X. Wang and J.-X. Jiang, *J. Mater. Chem. A*, 2014, **2**, 15139–15145.
- 137 J.-S. M. Lee and A. I. Cooper, *Chem. Rev.*, 2020, **120**, 2171–2214.
- 138 R. Dawson, A. Laybourn, R. Clowes, Y. Z. Khimiyak, D. J. Adams and A. I. Cooper, *Macromolecules*, 2009, **42**, 8809–8816.
- 139 G. Singh, J. Lee, A. Karakoti, R. Bahadur, J. Yi, D. Zhao, K. AlBahily and A. Vinu, *Chem. Soc. Rev.*, 2020, **49**, 4360–4404.
- 140 A. F. Saber, K.-Y. Chen, A. F. M. EL-Mahdy and S.-W. Kuo, *J. Polym. Res.*, 2021, **28**, 430.



- 141 L. Wang, C. Yao, W. Xie, G. Xu, S. Zhang and Y. Xu, *New J. Chem.*, 2021, **45**, 19636–19640.
- 142 Y. Xu, Z. Li, F. Zhang, X. Zhuang, Z. Zeng and J. Wei, *RSC Adv.*, 2016, **6**, 30048–30055.
- 143 L. Bao, H. Sun, Z. Zhu, W. Liang, P. Mu, J. Zang and A. Li, *Mater. Lett.*, 2016, **178**, 5–9.
- 144 A. K. Sekizkardes, J. T. Culp, T. Islamoglu, A. Marti, D. Hopkinson, C. Myers, H. M. El-Kaderi and H. B. Nulwala, *Chem. Commun.*, 2015, **51**, 13393–13396.
- 145 Z. Kahveci, A. K. Sekizkardes, R. K. Arvapally, L. Wilder and H. M. El-Kaderi, *Polym. Chem.*, 2017, **8**, 2509–2515.
- 146 T. Ratvijitvech, R. Dawson, A. Laybourn, Y. Z. Khimyak, D. J. Adams and A. I. Cooper, *Polymer*, 2014, **55**, 321–325.
- 147 X. Wang, Y. Zhao, L. Wei, C. Zhang and J.-X. Jiang, *J. Mater. Chem. A*, 2015, **3**, 21185–21193.
- 148 A. Mukhtar, S. Saqib, N. B. Mellon, M. Babar, S. Rafiq, S. Ullah, M. A. Bustam, A. G. Al-Sehemi, N. Muhammad and M. Chawla, *J. Nat. Gas Sci. Eng.*, 2020, **77**, 103203.
- 149 H. Gao, Q. Li and S. Ren, *Curr. Opin. Green Sustainable Chem.*, 2019, **16**, 33–38.
- 150 A. G. Slater and A. I. Cooper, *Science*, 2015, **348**, aaa8075.
- 151 P. M. Budd and A. B. Foster, *Curr. Opin. Chem. Eng.*, 2022, **36**, 100792.
- 152 N. B. McKeown and P. M. Budd, *Chem. Soc. Rev.*, 2006, **35**, 675.
- 153 B. Satilmis, *Curr. Opin. Chem. Eng.*, 2022, **36**, 100793.
- 154 Y. Wang, B. S. Ghanem, Y. Han and I. Pinnau, *Curr. Opin. Chem. Eng.*, 2022, **35**, 100755.
- 155 Y. H. Lee, J. Jeong, K. Kim, T. Hyun, A. Jamal and D.-Y. Koh, *Chem. Mater.*, 2020, **32**, 7081–7104.
- 156 H. A. Patel and C. T. Yavuz, *Chem. Commun.*, 2012, **48**, 9989.
- 157 B. Satilmis, M. Lanč, A. Fuoco, C. Rizzuto, E. Tocci, P. Bernardo, G. Clarizia, E. Esposito, M. Monteleone, M. Dendisová, K. Friess, P. M. Budd and J. C. Jansen, *J. Membr. Sci.*, 2018, **555**, 483–496.
- 158 W. Quan, F. Zhang, B. L. Hamlett, M. G. Finn, C. W. Abney, S. C. Weston, R. P. Lively and W. J. Koros, *Ind. Eng. Chem. Res.*, 2021, **60**, 12709–12718.
- 159 D. Hopkinson and A. K. Sekizkardes, *US Pat.*, 20220032268A1, 2022, 7/20/2021.
- 160 N. A. D. Ho and C. P. Leo, *Environ. Res.*, 2021, **197**, 111100.
- 161 A. R. Sujan, D.-Y. Koh, G. Zhu, V. P. Babu, N. Stephenson, A. Rosinski, H. Du, Y. Luo, W. J. Koros and R. P. Lively, *Ind. Eng. Chem. Res.*, 2018, **57**, 11757–11766.
- 162 F. Rezaei, R. P. Lively, Y. Labreche, G. Chen, Y. Fan, W. J. Koros and C. W. Jones, *ACS Appl. Mater. Interfaces*, 2013, **5**, 3921–3931.
- 163 R. Babarao, S. Dai and D. Jiang, *Langmuir*, 2011, **27**, 3451–3460.
- 164 M. Wang, S. Wei, Z. Wu, S. Zhou, Z. Wang, J. Wang and X. Lu, *Mater. Lett.*, 2018, **230**, 28–31.
- 165 V. Tognetti and L. Joubert, *Phys. Chem. Chem. Phys.*, 2014, **16**, 14539.
- 166 J. H. Hymel, J. Townsend and K. D. Vogiatzis, *J. Phys. Chem. A*, 2019, **123**, 10116–10122.
- 167 M. M. Abdelnaby, K. E. Cordova, I. Abdulazeez, A. M. Alloush, B. A. Al-Maythalony, Y. Mankour, K. Alhooshani, T. A. Saleh and O. C. S. Al Hamouz, *ACS Appl. Mater. Interfaces*, 2020, **12**, 47984–47992.

