

RESEARCH ARTICLE

View Article Online
View Journal | View IssueCite this: *Org. Chem. Front.*, 2021, **8**, 3280Mild reductive rearrangement of oximes and oxime ethers to secondary amines with hydrosilanes catalyzed by $B(C_6F_5)_3$ †Huaquan Fang, ‡^a Guoqiang Wang ‡^{a,b} and Martin Oestreich *^a

The strong boron Lewis acid tris(pentafluorophenyl)borane, $B(C_6F_5)_3$, has been found to catalyze the reductive rearrangement of oximes and their ether derivatives at room temperature with hydrosilanes as the reducing agents. Cyclic substrates undergo ring enlargement, and the secondary amine products are generally formed in good yields. Control experiments combined with a DFT computational analysis of the reaction mechanism suggest that there are three energetically accessible reaction pathways (paths A–C), either or not involving hydroxylamine derivatives. Paths A and B proceed through the intermediacy of a common *N,O*-bissilylated hydroxylamine, and the ring-expanding rearrangement yields an iminium ion. With no intermediate at the hydroxylamine oxidation level (path C), the reaction mechanism resembles that of the Beckmann rearrangement where an *O*-silylated oxime converts into a nitrilium ion. The reduction–rearrangement sequence (paths A and B) is slightly preferred over the rearrangement–reduction order of events (path C), especially at ambient temperature.

Received 11th February 2021,
Accepted 31st March 2021

DOI: 10.1039/d1qo00251a

rsc.li/frontiers-organic

Introduction

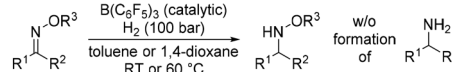
A few years ago, our laboratory disclosed the previously elusive hydrogenation of various oxime ethers to the corresponding *O*-protected hydroxylamines by making use of FLP-type dihydrogen activation with $B(C_6F_5)_3$ as the catalyst¹ (Scheme 1, top).² The goal of that project had been to avoid the otherwise typical cleavage of the weak N–O bond to afford primary amines.³ For this, the use of dihydrogen is critical because hydrosilanes as alternative reductants⁴ engage in deoxygenation.⁵ Treatment of those oxime ethers with hydrosilane/ $B(C_6F_5)_3$ combinations results in exactly that, and these reactions were not clean but there was evidence for a reductive rearrangement.^{2a} Rearrangements of this sort that convert oximes and their ether derivatives into secondary amines can be achieved by the stoichiometric use of aluminum⁶ and also boron-based⁷ reductants; the aforementioned reduction to primary amines is a common side reaction (Scheme 1, bottom). In the light of our earlier observations, we decided to investigate the $B(C_6F_5)_3$ -catalyzed reductive rearrangement of

oximes with hydrosilanes to turn it into a useful chemoselective methodology.

Results and discussion

We began our investigations with optimizing the reductive rearrangement of α -tetralone-derived oxime into the corresponding 2,3,4,5-tetrahydro-1*H*-benzo[*b*]azepine [(*E*)-**1aa** → **2a**; Table 1]. Treatment of (*E*)-**1aa** with 4.0 equiv. of $PhSiH_3$ in the presence of 10 mol% of $B(C_6F_5)_3$ in 1,2- $C_6H_4F_2$ at room temperature afforded **2a** in 40% yield after 20 h (entry 1). This reaction was highly chemoselective, favoring migration of the aryl group over simple reduction; no formation of any primary

Reduction of oxime ether with no N–O cleavage (2014/2015)



Reductive rearrangement of oximes and oxime ethers (this work)



typically with aluminum- and boron-based reagents
w/ competing formation of primary amines

Scheme 1 Reduction and reductive rearrangement of oximes and oxime ethers catalyzed by combinations of $B(C_6F_5)_3$ and dihydrogen and hydrosilanes ($n = 1–3$), respectively. R^1 and $R^2 =$ aryl, alkyl, and H; $R^3 =$ alkyl or silyl; $R^4 =$ alkyl, silyl, or H.


^aInstitut für Chemie, Technische Universität Berlin, Strasse des 17. Juni 115, 10623 Berlin, Germany. E-mail: martin.oestreich@tu-berlin.de

^bInstitute of Theoretical and Computational Chemistry, School of Chemistry and Chemical Engineering, Nanjing University, Nanjing, 210023, P.R. China

†Electronic supplementary information (ESI) available: Experimental details, characterization and computational data. See DOI: 10.1039/d1qo00251a

‡These authors contributed equally to this work.



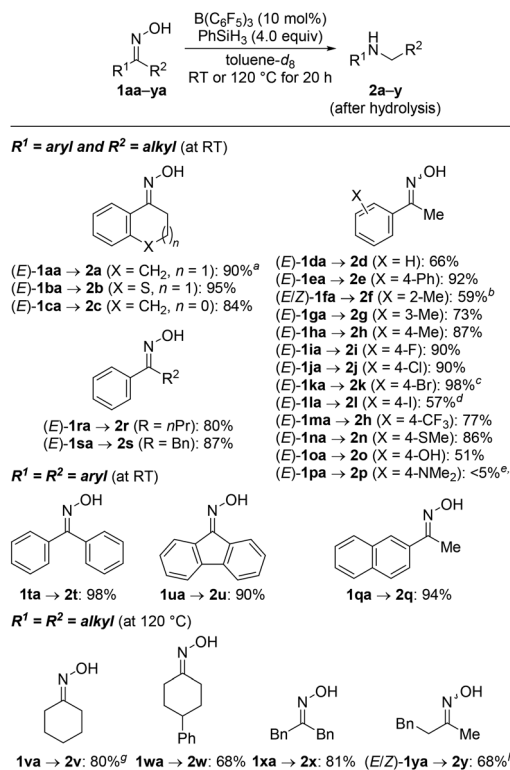
Table 1 Selected examples of the optimization of B(C₆F₅)₃-catalyzed reductive rearrangement^a


Entry	Hydrosilane (equiv.)	Solvent	Yield ^b (%)
1	PhSiH ₃ (4.0)	1,2-C ₆ H ₄ F ₂	40
2	PhSiH ₃ (4.0)	C ₆ H ₅ F	64
3	PhSiH ₃ (4.0)	C ₆ H ₅ Cl	69
4	PhSiH ₃ (4.0)	CH ₂ Cl ₂	66
5	PhSiH ₃ (4.0)	Benzene	88
6	PhSiH ₃ (4.0)	Toluene- <i>d</i> ₈	95 (88)
7	MePhSiH ₂ (4.0)	Toluene- <i>d</i> ₈	95
8	Ph ₂ SiH ₂ (4.0)	Toluene- <i>d</i> ₈	77
9	Et ₂ SiH ₂ (4.0)	Toluene- <i>d</i> ₈	0
10	Me ₂ PhSiH (4.0)	Toluene- <i>d</i> ₈	0
11 ^c	PhSiH ₃ (4.0)	Toluene- <i>d</i> ₈	67
12	PhSiH ₃ (2.0)	Toluene- <i>d</i> ₈	80
13 ^d	PhSiH ₃ (4.0)	Toluene- <i>d</i> ₈	78

^a All reactions were performed on a 0.10 mmol scale in a GC vial. ^b Yields determined by ¹H NMR spectroscopy using mesitylene as an internal standard; isolated yield in parentheses. ^c 8 h. ^d 5.0 mol% B(C₆F₅)₃.

amine product **3a** was detected (gray box). Among several solvents tested, toluene (toluene-*d*₈ used) brought about the best result with 95% yield and 88% isolated yield (entries 2–6). In toluene-*d*₈, excellent and good yields were also obtained with MePhSiH₂ and Ph₂SiH₂, respectively (entries 7 and 8). Other hydrosilanes such as Et₂SiH₂ and Me₂PhSiH were however completely unreactive even at higher temperature (entries 9 and 10, see the ESI† for details). Reactions conducted with a shorter reaction time (entry 11), less PhSiH₃ (entry 12), or decreased catalyst loading (entry 13) resulted in lower yields. Incomplete conversion at reduced catalyst loadings could be compensated by longer reaction times.

The yield of the above reductive rearrangement was also high on a 7.0 mmol scale, and we continued exploring the reaction scope under this optimized reaction setup (Scheme 2; cf. Table 1, entry 6). Related ring enlargements worked equally well [(*E*)-**1ba,ca** → **2b,c**]. The functional-group tolerance was assessed with acetophenone-derived oxime derivatives (*E*)-**1da–pa** bearing a range of electron-donating and electron-withdrawing substituents on the aryl group. The four halo groups as in (*E*)-**1ia–la** were compatible with the reaction conditions but aryl iodide (*E*)-**1la** underwent partial hydrodeiodination to afford **2l** in 57% yield along with **2d** in 25% yield. A thioether as in (*E*)-**1na** and a free phenol as in (*E*)-**1oa** undergoing temporary silylation were tolerated as well. Exhaustive hydrodefluorination of the trifluoromethyl group in (*E*)-**1ma** occurred, furnishing **2h** rather than **2m**.⁸ The reaction of (*E*)-**1pa** with a dimethylamino group in the *para* position only gave a trace amount of **2p**, and the deamination product 4-ethyl-*N,N*-dimethylaniline was formed in 64% yield.⁹ It is important to note that the configuration of the oxime does not affect the



Scheme 2 Scope I: B(C₆F₅)₃-catalyzed reductive rearrangement of ketone-derived oximes. Reaction conditions: **1** (0.20 mmol), B(C₆F₅)₃ (10 mol%), PhSiH₃ (4.0 equiv.), and toluene-*d*₈ (0.20 mL) at RT for 20 h. Isolated yields after purification by flash chromatography on silica gel. ^a 7.0 mmol scale. ^b *E/Z* = 75 : 25 for **1fa**. ^c 93% yield for (*Z*)-**1ka**. ^d Formed along with **2d** in 25% yield. ^e Run at 120 °C. ^f 4-Ethyl-*N,N*-dimethylaniline formed in 64% yield. ^g Determined by ¹H NMR spectroscopy using mesitylene as an internal standard. ^h *E/Z* = 71 : 29 for **1ya**.

reaction outcome;^{6g} both (*E*)-**1ka** and (*Z*)-**1ka** yielded **2k** in 98% and 93%, respectively.

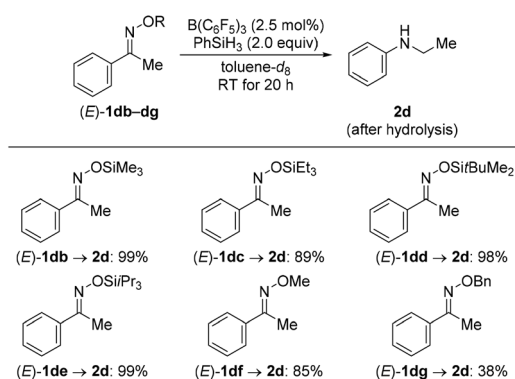
We briefly investigated the reductive rearrangement of other alkyl-substituted benzylic oximes (Scheme 2). (*E*)-**1ra** and (*E*)-**1sa** with a 1° alkyl and a benzylic substituent converted selectively and in high yields into the corresponding secondary amines. However, substrates with 2° and 3° alkyl groups did lead to mixtures of rearranged products because the migrating ability of these groups (out)competes with that of the aryl group. This finding is different from previous reports.^{6g} The results obtained with isopropyl, cyclohexyl, and *tert*-butyl are presented in the ESI.† Symmetric ketoximes such as diaryl-substituted **1ta** and **1ua** as well as dialkyl-substituted **1va–xa** reacted cleanly but for the latter a reaction temperature of 120 °C was necessary to achieve high conversion. The rearrangement of unsymmetrically substituted (*E/Z*)-**1ya** furnished **2y** selectively with migration of the phenethyl group. Additional substrates were subjected to the standard procedure (Scheme 3). Aldoxime (*E*)-**1za** rearranged to the aniline derivative **2z** in a good yield. Moreover, diamine **5** was obtained from bisoxime (*Z,Z*)-**4** by two-fold rearrangement in a moderate yield.





Scheme 3 Scope II: $B(C_6F_5)_3$ -catalyzed reductive rearrangement of aldehyde- and benzil-derived oximes. Isolated yields after purification by flash chromatography on silica gel.

We then turned our attention towards the reductive rearrangement of various oxime ethers (Scheme 4). After a slight reoptimization of the reaction conditions, we found that the reaction of *O*-silylated (*E*)-**1db–de** and *O*-alkylated ketoximes (*E*)-**1df** and (*E*)-**1dg** with 2.0 equiv. of $PhSiH_3$ in the presence of 2.5 mol% of $B(C_6F_5)_3$ afforded *N*-ethylaniline (**2d**) in moderate to near-quantitative yields. The scope also includes the successful reductive rearrangement of hydroxylamine **6aa** and *O*-silylated hydroxylamine **7de** (Scheme 5). Both yielded the desired secondary amines **2a** and **2d** in 61% and 81%, respectively.



Scheme 4 Scope III: $B(C_6F_5)_3$ -catalyzed reductive rearrangement of ketone-derived oxime ethers. Yields determined by 1H NMR spectroscopy using mesitylene as an internal standard.

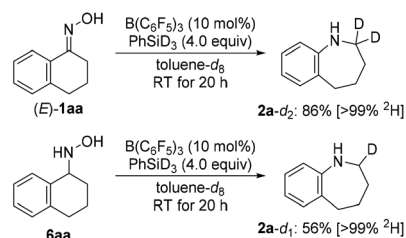


Scheme 5 Scope IV: $B(C_6F_5)_3$ -catalyzed reductive rearrangement of a hydroxylamine and an *O*-silylated hydroxylamine. Yields determined by 1H NMR spectroscopy using mesitylene as an internal standard.

The hydroxylamine derivatives were not only chosen as an expansion of the method but also for their potential intermediacy in the reductive rearrangement of oximes. The above results indicate that *O*-silylated oximes, free hydroxylamines, and *O*-silylated hydroxylamines may be involved. Further evidence came from deuterium labeling when employing $PhSiD_3$ instead of $PhSiH_3$ (Scheme 6). Bisdeuteration of the α -methylene group was obtained in the rearrangement of the oxime [(*E*)-**1aa** \rightarrow **2a-d₂**] while monodeuteration was seen in the same position in the ring enlargement of the hydroxylamine (**6aa** \rightarrow **2a-d₁**). This suggests that oximes and their congeners are reduced to the hydroxylamine oxidation level during the course of the reaction.^{2,10} Cho, Tokuyama, and co-workers had reported the same for the related DIBAL-H-mediated rearrangement, and their computed mechanism proceeds through a three-centered transition state for the concerted aryl migration followed by hydride reduction of the resulting iminium ion^{6g} (silyliminium ion in the case of hydro-silane/ $B(C_6F_5)_3$ combinations).

We then conducted density functional calculations (DFT) to explore the mechanistic details of the reductive rearrangement of oximes to secondary amines. The calculations were performed at the M06-2X/cc-pVTZ//M06-2X/6-311G(d,p) level of theory¹¹ using the Gaussian 16 software,¹² with toluene solvation incorporated *via* a polarizable continuum model (PCM) at the same level of theory.¹³ The reaction between oxime (*E*)-**1aa** and $PhSiH_3$ was chosen as a model system. Optimized geometries and free energy profiles (including the computational analysis on the relative stability of the $B(C_6F_5)_3$ -(*E*)-**1aa** Lewis pair and the $B(C_6F_5)_3$ -hydrosilane η^1 -adduct **I1**¹⁴ involved in the catalytic cycle are provided in the ESI.[†]¹⁵

As shown in Scheme 7, the reaction begins with the activation of the Si–H bond in **I1** by the nitrogen atom or oxygen atom in oxime (*E*)-**1aa**^{16,17} to afford *N*-silyliminium ion **I2** (path A) or silyloxonium ion **I8** (path B) with the borohydride [$HB(C_6F_5)_3$][–] as the counteranion. Our calculations indicate that the corresponding S_N2 -Si transition states do not exist in the case of $PhSiH_3$.^{17,18} Instead, two stable trigonal bipyramidal transition complexes (rather than transition state) were located (**I2'** or **I8'**, see Fig. S70 in the ESI[†]).¹⁹ These results are different from that found in a computational study on $B(C_6F_5)_3$ -catalyzed carbonyl hydrosilylation with a tertiary silane (Me_3SiH).¹⁷ Subsequent hydride transfer from the borohydride to the silyliminium ion or dehydrogenation gives the *N*-silylated hydroxylamine (**I2** \rightarrow **I3**) and *O*-silylated oxime



Scheme 6 Deuterium-labeling experiments.





Scheme 7 Reaction pathways for the reductive rearrangement of oximes to secondary amines calculated with the M06-2X functional. For each step, the Gibbs free reaction energies and barriers (labeled with an asterisk) are in kcal mol⁻¹. (Si = SiH₂Ph, S_N2-Si = nucleophilic substitution at silicon).

ether (**I8** → **I9**), respectively. B(C₆F₅)₃ is regenerated in either of these steps. The formation of *O*-silylated oxime ether **I9** is favored over *N*-silylated hydroxylamine **I3** because the dehydrogenative silylation of oxime (*E*)-**1aa** is calculated to be kinetically more favorable than the C=N hydrosilylation reaction ($\Delta G^\ddagger = 11.3$ versus 21.0 kcal mol⁻¹), probably due to the release of dihydrogen gas. The *N*-silylated hydroxylamine **I3** or *O*-silylated oxime **I9** then undergoes similar dehydrogenative silylation or C=N hydrosilylation steps to form *N,O*-bissilylated hydroxylamine **I5** through either **I3** → **I4** → **I5** (path A) or **I9** → **I10** → **I5** (path B). The hydrosilylation of *O*-silylated oxime ether **I9** requires an activation barrier of 24.1 kcal mol⁻¹, which is higher than that of the dehydrogenative silylation reaction of **I3** ($\Delta G^\ddagger = 13.3$ kcal mol⁻¹). These computational results suggest that the formation of *N,O*-bissilylated hydroxylamine **I5** proceeding through C=N hydrosilylation/Si-O dehydrogenative coupling (path A) is the dominant reaction sequence in the current system. **I5** could further react with the B(C₆F₅)₃-hydrosilane adduct **I1** to form ion pair **I6**, which undergoes the rearrangement involving aryl migration and N-O bond cleavage to generate the iminium ion **I7** along with the disiloxane byproduct (**I6** → **I7**, $\Delta G^\ddagger = 23.5$ kcal mol⁻¹).²⁰ Finally, **I7** further reacts through a barrierless hydride transfer process from the borohydride to the iminium ion to form the reductive rearrangement product **2a-Si** (gray box). The overall reaction is exergonic by 98.1 kcal mol⁻¹, and both path A and

path B are likely related to the formation of the reductive rearrangement product because of the close activation barriers in the rate-determining steps involved (path A, **I6** → **I7**, $\Delta G^\ddagger = 23.5$ kcal mol⁻¹; path B, **I10** → **I5**, $\Delta G^\ddagger = 24.1$ kcal mol⁻¹). These computational results can account for the experimental observation that oxime ethers and several hydroxylamine derivatives are also applicable to this method.

We also considered the possibility of the classical Beckmann rearrangement²¹ (path C, see Fig. S68 and S69 in the ESI† for details). This pathway proceeds through the reaction of **I9** with the B(C₆F₅)₃-hydrosilane adduct **I1** to form the bissilyloxonium ion **I11** with the oxygen atom as the nucleophilic center. Aryl migration and N-O bond cleavage of **I11** further leads to the formation of ternary complex **I12**, in which both the borohydride and the disiloxane are loosely bound to the carbon atom of the nitrilium ion (see Fig. S69† for the structural details of **I12**). Subsequent hydride reduction accompanied by disiloxane displacement yields the ring-expanded imine **I13** along with B(C₆F₅)₃. A subsequent imine hydrosilylation¹⁰ through *N*-silyliminium ion **I14** furnishes the reductive rearrangement product **2a-Si** (gray box). The rate-determining step of this pathway is the aryl migration/N-O bond cleavage in intermediate **I11** with an activation barrier of 25.7 kcal mol⁻¹. Although this process is kinetically less favorable than path A or B, we cannot exclude whether this pathway contributes to the formation of the related reductive rearrange-



ment product, especially in cases where higher reaction temperatures are applied.

The direct hydride transfer from the borohydride to the nitrogen atom of intermediate **I6** or **I11** to eventually form the primary amine **3a** is kinetically disfavoured (*cf.* gray box in Table 1). The corresponding barriers are estimated to be at least 65.9 and 47.6 kcal mol⁻¹, respectively (relative to separated reactants; see Fig. S64, S68, and S72†). These results can account for the high selectivity in favor of the secondary amine **2a** under the experimental conditions.

Conclusion

In summary, we have developed an effective catalytic reductive rearrangement of oximes and their congeners to selectively give secondary amines. Aryl-substituted secondary and primary hydrosilanes work as stoichiometric reductants, and a catalyst loading of 10 or 2.5 mol% of B(C₆F₅)₃ is sufficient to secure synthetically useful yields. Quantum-chemical calculations revealed that this reductive rearrangement can follow two distinct orders of events (Scheme 7): reduction–rearrangement involving hydroxylamine derivatives (paths A and B) or rearrangement–reduction (path C). The ring expansion yields an iminium ion (paths A and B) or a nitrilium ion (path C). All pathways are energetically accessible but paths A and B are kinetically favored at room temperature; path C becomes competitive in those cases where high reaction temperatures are required. Hence, a Beckmann rearrangement (path C) cannot be excluded but reduction followed by ring-expanding migration is more likely. The method indeed extends to hydroxylamine derivatives which is in agreement with the computed mechanism and control experiments. The new protocol avoids the previously used stoichiometric aluminum- and boron-based reductants.

Conflicts of interest

There are no conflicts to declare.

Acknowledgements

H. F. gratefully acknowledges the Alexander von Humboldt Foundation for a postdoctoral fellowship (2018–2020). G. W. thanks the National Natural Science Foundation of China for financial support (Grant No. 21903043). All theoretical calculations were performed at the High-Performance Computing Center (HPCC) of Nanjing University. M. O. is indebted to the Einstein Foundation (Berlin) for an endowed professorship. We thank Dr Maria Schlangen and Dr Sebastian Kemper for expert advice with the MS and NMR measurements, respectively.

Notes and references

- 1 J. Lam, K. M. Szkop, E. Mosafieri and D. W. Stephan, FLP catalysis: Main group hydrogenations of organic unsaturated substrates, *Chem. Soc. Rev.*, 2019, **48**, 3592–3612.
- 2 (a) J. Mohr and M. Oestreich, B(C₆F₅)₃-catalyzed hydrogenation of oxime ethers without cleavage of the N–O bond, *Angew. Chem., Int. Ed.*, 2014, **53**, 13278–13281; (b) J. Mohr, D. Porwal, I. Chatterjee and M. Oestreich, Extending the scope of the B(C₆F₅)₃-catalyzed C=N bond reduction: Hydrogenation of oxime ethers and hydrazones, *Chem. – Eur. J.*, 2015, **21**, 17583–17586.
- 3 Cramer and co-workers recently accomplished a transition-metal-catalyzed hydrogenation of oximes to hydroxylamines: J. Mas-Roselló, T. Smejkal and N. Cramer, Iridium-catalyzed acid-assisted asymmetric hydrogenation of oximes to hydroxylamines, *Science*, 2020, **368**, 1098–1102.
- 4 (a) D. Weber and M. R. Gagné, Si–H bond activation by main-group Lewis acids, in *Organosilicon Chemistry: Novel Approaches and Reactions*, ed. T. Hiyama and M. Oestreich, Wiley-VCH, Weinheim, 2019, pp. 33–85; (b) M. Oestreich, J. Hermeke and J. Mohr, A unified survey of Si–H and H–H bond activation catalysed by electron-deficient boranes, *Chem. Soc. Rev.*, 2015, **44**, 2202–2220.
- 5 H. Fang and M. Oestreich, Defunctionalisation catalysed by boron Lewis acids, *Chem. Sci.*, 2020, **11**, 12604–12615.
- 6 For a review, see: (a) H. Cho, Rearrangement of oximes and hydroxylamines with aluminum reductants, *Tetrahedron*, 2014, **70**, 3527–3544. Selected examples involving LiAlH₄: (b) D. R. Smith, M. Maienthal and J. Tipton, Reduction of oximes with lithium aluminum hydride, *J. Org. Chem.*, 1952, **17**, 294–297; (c) R. E. Lyle and H. J. Troscianiec, Molecular rearrangements. VI. The rearrangement of oximes on reduction with lithium aluminum hydride, *J. Org. Chem.*, 1955, **20**, 1757–1760; (d) M. N. Rerick, C. H. Trottier, R. A. Daignault and J. D. DeFoe, The lithium aluminum hydride - aluminum chloride reduction of oximes, *Tetrahedron Lett.*, 1963, **4**, 629–634. Selected examples involving DIBAL-H: (e) S. Sasatani, T. Miyazaki, K. Maruoka and H. Yamamoto, Diisobutylaluminum hydride a novel reagent for the reduction of oximes, *Tetrahedron Lett.*, 1983, **24**, 4711–4712; (f) K. Maruoka, T. Miyazaki, M. Ando, Y. Matsumura, S. Sakane, K. Hattori and H. Yamamoto, Organoaluminum-promoted Beckmann rearrangement of oxime sulfonates, *J. Am. Chem. Soc.*, 1983, **105**, 2831–2843; (g) H. Cho, Y. Iwama, K. Sugimoto, S. Mori and H. Tokuyama, Regioselective synthesis of heterocycles containing nitrogen neighboring an aromatic ring by reductive ring expansion using diisobutylaluminum hydride and studies on the reaction mechanism, *J. Org. Chem.*, 2010, **75**, 627–636. An example with various aluminum reagents: (h) H. Cho, Y. Iwama, N. Mitsunashi, K. Sugimoto, K. Okano and H. Tokuyama, Ring-expansion reaction of oximes with aluminum reductants, *Molecules*, 2012, **17**, 7348–7355.
- 7 Selected examples involving BH₃·SMe₂: (a) M. Ortiz-Marciales, D. Figueroa, J. A. López, M. De Jesús and



- R. Vega, Steric and electronic effects on the reduction of *O*-silylated aromatic ketoximes with borane, *Tetrahedron Lett.*, 2000, **41**, 6567–6570; (b) M. Ortiz-Marciales, L. D. Rivera, M. De Jesús, S. Espinosa, J. A. Benjamin, O. E. Casanova, I. G. Figueroa, S. Rodríguez and W. Correa, Facile Rearrangement of *O*-silylated oximes on reduction with boron trifluoride/borane, *J. Org. Chem.*, 2005, **70**, 10132–10134.
- 8 C. B. Caputo and D. W. Stephan, Activation of alkyl C–F bonds by $B(C_6F_5)_3$: Stoichiometric and catalytic transformations, *Organometallics*, 2012, **31**, 27–30.
- 9 H. Fang and M. Oestreich, Reductive deamination with hydrosilanes catalyzed by $B(C_6F_5)_3$, *Angew. Chem.*, 2020, **59**, 11394–11398.
- 10 Selected examples of $B(C_6F_5)_3$ -catalyzed hydrosilylation of imines: (a) J. M. Blackwell, E. R. Sonmor, T. Scoccitti and W. E. Piers, $B(C_6F_5)_3$ -catalyzed hydrosilylation of imines via silyliminium intermediates, *Org. Lett.*, 2000, **2**, 3921–3923; (b) D. T. Hog and M. Oestreich, $B(C_6F_5)_3$ -catalyzed reduction of ketones and imines using silicon-stereogenic silanes: Stereinduction by single-point binding, *Eur. J. Org. Chem.*, 2009, 5047–5056; (c) J. Hermeke, M. Mewald and M. Oestreich, Experimental analysis of the catalytic cycle of the borane-promoted imine reduction with hydrosilanes: Spectroscopic detection of unexpected intermediates and a refined mechanism, *J. Am. Chem. Soc.*, 2013, **135**, 17537–17546.
- 11 (a) Y. Zhao and D. G. Truhlar, The M06 suite of density functionals for main group thermochemistry, thermochemical kinetics, noncovalent interactions, excited states, and transition elements: Two new functionals and systematic testing of four M06-class functionals and 12 other functionals, *Theor. Chem. Acc.*, 2008, **120**, 215–241; (b) Y. Zhao and D. G. Truhlar, Density functionals with broad applicability in chemistry, *Acc. Chem. Res.*, 2008, **41**, 157–167.
- 12 M. J. Frisch, *et al.*, *Gaussian 16, Revision A.03*, Gaussian, Inc., Wallingford CT, 2016 The full citation of the Gaussian software is given in the ESI†
- 13 J. Tomasi and M. Persico, Molecular interactions in solution: An overview of methods based on continuous distributions of the solvent, *Chem. Rev.*, 1994, **94**, 2027–2094.
- 14 A. Y. Houghton, J. Hurmalainen, A. Mansikkamäki, W. E. Piers and H. M. Tuononen, Direct observation of a borane-silane complex involved in frustrated Lewis-pair-mediated hydrosilylations, *Nat. Chem.*, 2014, **6**, 983–988.
- 15 3D structures provided in the ESI† were prepared using CYL View. See: C. Y. Legault, *CYLview, 1.0b*, Université de Sherbrooke, 2009, <http://www.cylview.org>.
- 16 (a) D. J. Parks, J. M. Blackwell and W. E. Piers, Studies on the mechanism of $B(C_6F_5)_3$ -catalyzed hydrosilylation of carbonyl functions, *J. Org. Chem.*, 2000, **65**, 3090–3098; (b) S. Rendler and M. Oestreich, Conclusive evidence for an S_N2 -Si mechanism in the $B(C_6F_5)_3$ -catalyzed hydrosilylation of carbonyl compounds: Implications for the related hydrogenation, *Angew. Chem., Int. Ed.*, 2008, **47**, 5997–6000; (c) T. Fallon and M. Oestreich, A constellation of deuterium-labeled silanes as a simple mechanistic probe not requiring absolute configuration determination, *Angew. Chem., Int. Ed.*, 2015, **54**, 12488–12491.
- 17 K. Sakata and H. Fujimoto, Quantum chemical study of $B(C_6F_5)_3$ -catalyzed hydrosilylation of carbonyl group, *J. Org. Chem.*, 2013, **78**, 12505–12512.
- 18 For the reaction of (*E*)-**1aa** (or its reduced intermediates **I3**, **I5**, **I9**, and **I13**) with the $B(C_6F_5)_3$ -PhSiH₃ complex **I1**, the corresponding S_N2 -Si transition state could not be located. After extensive scans for these processes, no electronic energy barrier was found. Some stable trigonal bipyramidal transition complexes (rather than transition states), such as **I2'**, **I4'**, **I6'**, **I8'**, **I10'**, **I11'**, and **I14'**, were located (see Fig. S70 in the ESI† for the optimized 3D structures). These results suggest that the activation barriers of these steps mainly come from the entropy loss for trimolecular processes.
- 19 These transition complexes resemble the solid-state structure of the counteranion-stabilized H_3Si^+ cation described by us: Q. Wu, E. Irran, R. Müller, M. Kaupp, H. F. T. Klare and M. Oestreich, Characterization of hydrogen-substituted silylium ions in the condensed phase, *Science*, 2019, **365**, 168–172.
- 20 We also calculated the rearrangement of bissilyloxonium ion **I6** proceeding through an alkyl migration/N–O bond cleavage process (Scheme 7, **I6** → **I15**, gray color). However, this process is kinetically unfavorable because of the involvement of a high-energy transition state ($\Delta G^\ddagger = 34.7 \text{ kcal mol}^{-1}$).
- 21 For a recent review, see: (a) K. Kaur and S. Srivastava, Beckmann rearrangement catalysis: A review of recent advances, *New J. Chem.*, 2020, **44**, 18530–18572. Selected examples: (b) M. T. Nguyen, G. Raspoet and L. G. Vanquickenborne, A new look at the classical Beckmann rearrangement: A strong case of active solvent effect, *J. Am. Chem. Soc.*, 1997, **119**, 2552–2562; (c) S. Yamabe, N. Tsuchida and S. Yamazaki, Is the Beckmann rearrangement a concerted or stepwise reaction? A computational study, *J. Org. Chem.*, 2005, **70**, 10638–10644; (d) I. Lezcano-González, M. Boronat and T. Blasco, Investigation on the Beckmann rearrangement reaction catalyzed by porous solids: MAS NMR and theoretical calculations, *Solid State Nucl. Magn. Reson.*, 2009, **35**, 120–129; (e) N. An, B.-X. Tian, H.-J. Pi, L. A. Eriksson and W.-P. Deng, Mechanistic insight into self-propagation of organo-mediated Beckmann rearrangement: A combined experimental and computational study, *J. Org. Chem.*, 2013, **78**, 4297–4302.

