

EDGE ARTICLE

View Article Online
View Journal | View IssueCite this: *Chem. Sci.*, 2020, **11**, 1503

All publication charges for this article have been paid for by the Royal Society of Chemistry

Trisulfur radical anion-triggered stitching thienannulation: rapid access to largely π -extended thienoacenes†Feng Su,^a Shuqi Chen,^a Xiaogang Mo,^a Kongchuan Wu,^a Jiajun Wu,^a Weidong Lin,^a Zhiwei Lin,^a Jianbin Lin,^{ib} Hui-Jun Zhang^{id}*^a and Ting-Bin Wen^{id}^a

Largely π -extended rylene diimide-fused thienoacenes, a new family of fully fused electron donor–acceptor (D–A) molecules, have been readily synthesized by a novel trisulfur radical anion ($S_3^{\cdot-}$)-triggered stitching thienannulation strategy. The ladder-type fused thiophene cores are constructed in a stitching manner through multiple carbon–sulfur bond formation between acetylenic rylene dyes and $S_3^{\cdot-}$. A detailed mechanistic study of these stitching thienannulations unveiled the multiple reactivities of $S_3^{\cdot-}$. Physical properties of the newly formed D–A, A–D–A, and D–A–D type thienoacenes have also been investigated, which revealed their precisely controllable electronic properties.

Received 22nd October 2019
Accepted 19th December 2019

DOI: 10.1039/c9sc05332h

rsc.li/chemical-science

Introduction

Largely π -extended thienoacenes, diacene-fused thienothiophenes such as [1]benzothieno[3,2-*b*][1] benzo-thiophene (BTBT) and related compounds constitute a useful class of molecules in the field of organic semiconducting materials due to their rigid planar conformation, well delocalized π -conjugation, unique intermolecular sulfur–sulfur interactions, and improved air stability compared with large acenes.^{1,2} To date, four reliable annulation approaches toward these skeletons have been reported (Scheme 1a).^{1e,f,3–8} However, each of these methods require the use of uncommon *ortho*-bifunctionalized aromatics as cyclization precursors, which means the options available to access such skeletons are rather limited. In addition, rylene diimides (RDIs) such as naphthalene diimides (NDIs) and perylene diimides (PDIs) represent an important class of *n*-channel organic semiconductors. Effective π -extensions of the NDI and PDI units are recognized as valuable approaches toward new molecular materials with precisely controlled electronic properties.⁹ In this context, fusion of electron-deficient RDI units (acceptors, A) and electron-rich thieno[3,2-*b*]thiophene or other ladder-type fused thiophenes (donors, D) may afford a variety of *n*-channel, *p*-channel, and ambipolar materials, depending on their specific electronic

structures.^{7b,10} As a result, general and efficient synthetic pathways toward these appealing structures are highly desirable.

The trisulfur radical anion ($S_3^{\cdot-}$), as a ubiquitous sulfur-centered radical, has only recently received increasing attention in synthetic chemistry.^{11,12} Until now, exploration of its



Scheme 1 Four annulation routes toward diacene-fused thienothiophenes (previous work) and $S_3^{\cdot-}$ -triggered stitching thienannulation (this work).

^aDepartment of Chemistry, College of Chemistry and Chemical Engineering, Xiamen University, Xiamen 361005, Fujian, P. R. China. E-mail: meghjzhang@xmu.edu.cn

^bMOE Key Laboratory of Spectrochemical Analysis and Instrumentation, Xiamen University, Xiamen 361005, P. R. China

† Electronic supplementary information (ESI) available: CCDC 1960794 and 1960809. For ESI and crystallographic data in CIF or other electronic format see DOI: 10.1039/c9sc05332h

unique and multiple reactivities and application in the synthesis of useful organosulfur compounds remain limited. Conventionally, intermolecular reactions of normal sulfur-centered radicals, such as thiyl radicals (RS^\cdot) and sulfonyl radicals (RSO_2^\cdot), with alkynes predominantly led to the formation of S-functionalized alkene derivatives.¹³ In contrast, herein, we discovered that $\text{S}_3^{\cdot-}$ could initiate consecutive thiophene-annulations (stitching thienannulation) of arylacetylenic RDIs *via* cleavage of two *ortho*-C–H bonds to afford a host of rylene diimide-fused largely π -extended soluble thienoacenes (Scheme 1b). With controllable electronic structures (D–A type, D–A–D type and A–D–A type), these RDI-fused thienoacenes are promising candidates for high-performance organic semiconductors.¹⁴

Results and discussion

Stitching thienannulation of phenylethynyl substituted RDIs

In recent years, Takimiya *et al.*,¹⁵ Wang *et al.*¹⁶ and our group¹⁷ have discovered that alkynyl-substituted rylene dyes could undergo direct thiophene-annulation reactions (thienannulations) with Na_2S , S_8 or K_2S to form important thiophene-fused RDIs. Initially, to gain insight into the mechanisms of these thienannulation processes, the reaction of simple phenylethynyl substituted NDI **1a** with different sulfur reagents at room temperature was studied (Scheme 2, eqn (1)). To our surprise, with addition of 6 equiv. of K_2S in *N,N*-dimethylformamide (DMF) solution, **1a** was entirely consumed within 10 min and afforded not only a normal thienannulation product **2a** in 13% yield but also an abnormal disulfide product **3a'** in 60% yield (Scheme 2, eqn (1)).¹⁸ The reaction also took place in air and afforded similar results (**2a**, 9%; **3a'**, 57%). Reducing the amount of K_2S to 3 equiv. led to the formation of **3a'** in a lower yield (40%). Treatment of **1a** with S_8 in the presence of NaOH also produced **2a** and **3a'** in 15% and 36% yields, respectively. Previously, $\text{Na}_2\text{S} \cdot 9\text{H}_2\text{O}$ has been recognized as an efficient sulfur source for thienannulation of bis(trimethylsilyl)ethynyl substituted NDI to yield naphtho [2,3-*b*:6,7-*b'*]dithiophene diimide (NDTI).^{15,16a} Nonetheless, the reaction of **1a** with 6 equiv. of $\text{Na}_2\text{S} \cdot 9\text{H}_2\text{O}$ at room temperature furnished only **2a** in 22% yield. 38% of **1a** was recovered, and

disulfide product **3a'** was not formed at all. Realizing that $\text{S}_3^{\cdot-}$ can be generated from the DMF solution of K_2S and the DMF solution of a mixture of elemental sulfur and NaOH at room temperature,^{12a,c} we explored whether $\text{S}_3^{\cdot-}$ was responsible for this unique thienannulation process. UV-visible spectra of K_2S , S_8/NaOH and $\text{Na}_2\text{S} \cdot 9\text{H}_2\text{O}$ in DMF were all recorded at room temperature (Fig. 1). A characteristic absorption peak of $\text{S}_3^{\cdot-}$ at 617 nm (ref. 11) have been found for the DMF solutions of K_2S and S_8/NaOH . Clearly, the yields of **3a'** in the reactions are close related to the concentrations of $\text{S}_3^{\cdot-}$ in the solutions, indicating that $\text{S}_3^{\cdot-}$ was most likely involved in this reaction process.

More interestingly, later we found that **3a'** could further undergo a direct thienannulation at 120 °C, without the addition of any transition-metal catalysts and additional oxidants,¹⁹ producing an NDI-fused thienoacene product **3a** in 78% yield, accompanied by **2a** in 19% yield (Scheme 2, eqn (2)). Notably, performing this reaction in air was detrimental and 70% of **3a'** was recovered after the reaction.

Motivated by these results, we expected to construct **3a** directly from **1a** *via* a one-pot consecutive thienannulation (stitching thienannulation) process (Table 1). To our delight, direct treatment of **1a** with 6 equiv. of K_2S at 120 °C for 24 h indeed furnished **3a** in 51% yield (entry 1). Higher temperature was found to increase the yield of **3a** to 66% (entry 2). As the amount of K_2S was reduced, the yield of **3a** was decreased, while the yield of **2a** was dramatically increased (entries 3 and 4). Addition of 30 equiv. of H_2O in the reaction had almost no adverse effects on the stitching thienannulation process (entry 5). Other sulfur reagents, such as $\text{Na}_2\text{S} \cdot 9\text{H}_2\text{O}$ and S_8 , were also employed as sulfur sources for the synthesis of **3a** albeit with much lower yields (entries 6 and 7). When the reaction between **1a** and S_8 was performed in the presence of 10 equiv. of Et_3N , **2a** was selectively formed in 98% yield (entry 8). Note that the yields of **3a** in these reactions are also close related to the concentrations of $\text{S}_3^{\cdot-}$ in the DMF solutions (see Fig. S1†).²⁰ Gratifyingly, performing the reaction of **1a** with 6 equiv. of K_2S at 25 °C for 10 min and then at 140 °C for 24 h led to the formation of **3a** in 83% yield (entry 9). This is obviously the fastest way to produce diarene-fused thienothiophenes (Scheme 1a).



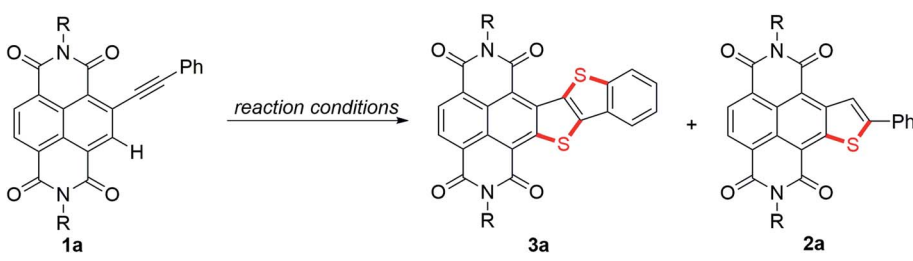
Scheme 2 Thienannulations of **1a** and **3a'**.



Fig. 1 UV-visible spectra of K_2S , S_8/NaOH and $\text{Na}_2\text{S} \cdot 9\text{H}_2\text{O}$ in DMF.



Table 1 Optimization of reaction conditions^a

			
Entry	Reaction conditions (reagent (equiv))	% Yield of 3a ^b	% Yield of 2a ^b
1	K ₂ S (6), 120 °C	51	19
2	K ₂ S (6), 140 °C	66	16
3	K ₂ S (4), 140 °C	42	44
4	K ₂ S (2), 140 °C	10	64
5 ^c	K ₂ S (6), H ₂ O (30), 140 °C	60	19
6	Na ₂ S·9H ₂ O (6), 140 °C	20	15
7	S ₈ (6), 140 °C	10	71
8	S ₈ (6), Et ₃ N (10), 140 °C	Trace	98
9 ^d	K ₂ S (6), 140 °C	83	16

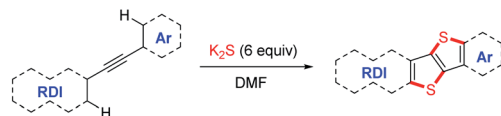
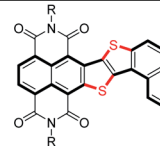
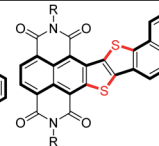
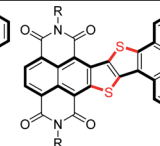
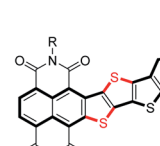
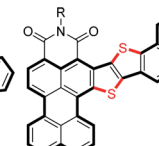
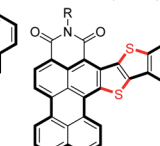
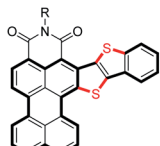
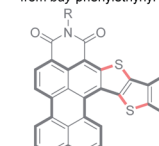
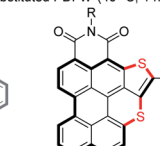
^a Reactions were run in 0.03 mmol scale for 24 h in Ar (R = hexylheptyl). ^b Isolated yields of 2a and 3a. ^c 40 h. ^d Before heating at 140 °C, the reaction mixture was stirred at 25 °C for 10 min.

Substrate scope

The scope of the double thienannulation was first examined with respect to four arylethynyl substituted NDIs **1b–e**, three *ortho*-arylethynyl substituted PDIs **1f–h**²¹ and one *bay*-phenylethynyl substituted PDI **1i** (Table 2). The stitching thienannulations of (1-naphthyl)ethynyl-NDI **1b**, (2-naphthyl)ethynyl-NDI **1c** and (4-pyrenyl)ethynyl-NDI **1d**, all polycyclic aromatic hydrocarbon (PAH) derivatives, proceeded smoothly even at room temperature and afforded the corresponding NDI-fused thienoacenes **3b–d** in good yields (65–87%). The reaction between (2-benzothienyl)ethynyl substituted NDI **1e** and K₂S was performed at 140 °C and furnished **3e** in 31% yield. Besides these acetylenic NDIs, acetylenic PDIs were also susceptible to this transformation. The reactions of (2-naphthyl)ethynyl-PDI **1f** and (9-phenanthryl)ethynyl-PDI **1g** with K₂S were both carried out at 140 °C and afforded the corresponding PDI-fused thienoacenes **3f** and **3g** in 62% and 72% yields, respectively. Compared with the PAH derivatives **1f** and **1g**, less reactive *ortho*-phenylethynyl substituted PDI **1h** underwent double thienannulations at a higher temperature (170 °C), affording the desired product **3h** in 60% yield. In contrast, the reaction of *bay*-phenylethynyl substituted PDI **1i** with K₂S proceeded smoothly at 40 °C and furnished a thienobenzothiopyran product **4** in 63% yield. In this case, the desired PDI-fused thienoacene **3i** was not formed perhaps due to the much higher reactivity of PDI unit compared with phenyl ring during the S₃^{•−}-triggered thienannulation.

Ladder-type heteroacenes with planar molecular backbones and zero conformational disorder are potentially promising candidates for many optoelectronic applications.^{1f} Using the S₃^{•−}-triggered stitching thienannulation approach, two large

Table 2 Stitching thienannulations of arylethynyl NDIs^{a,b}

			
 3b , 65% (rt, 24 h)	 3c , 77% (rt, 24 h)	 3d , 87% (rt, 40 h)	
 3e , 31% (140 °C, 24 h)	 3f , 62% (140 °C, 2 d)	 3g , 72% (140 °C, 2 d)	
from <i>bay</i> -phenylethynyl substituted PDI 1i (40 °C, 1 h):			
 3h , 60% (170 °C, 12 h)	 3i , 0%	 4 , 63%	

^a Reactions were run in 0.03–0.05 mmol scale in Ar (R = hexylheptyl).

^b Isolated yields of **3** or **4** (reaction temperature and time are shown in parentheses).



Scheme 3 Stitching thienannulations of **1j** and **1k**.

NDI-fused ladder-type thienoacenes **3j** and **3k** could be readily synthesized from the corresponding bisarylethynyl substituted NDI **1j** and *p*-phenylenediyne-linked NDI dimer **1k** in good yields (Scheme 3). Notably, during both of these two reactions, four *ortho*-C–H bonds in the starting compound were cleaved and functionalized in one-pot.

To further explore the potential applications of this stitching thienannulation strategy, ethyne-, butadiyne-, and hexatriyne-bridged RDI dimers **1l–q** were examined (Table 3). With appropriate amounts of K_2S , these oligoyne-tethered RDI dimers could directly undergo double, triple, or even quadruple thienannulations to furnish the corresponding π -extended thienoacenes **3l–q**.²² The corresponding fused 1,2-dithiin products were not observed.^{6a}

To figure out the detailed thienannulation process of oligoyne-bridged RDI dimers, both the reactions of butadiyne-bridged RDI dimer **1m** and **1q** with K_2S were carefully investigated at lower

Scheme 4 Consecutive thienannulations of **1m**.

temperatures (Scheme 4 and Table S4†). Treatment of **1m** with 9 equiv. of K_2S in DMF at room temperature afforded not only the triple thienannulation product **3m** in 15% yield, but also a double thienannulation product **3m'** in 40% yield (Scheme 4).²² Directly heating the DMF solution of **3m'** at 140 °C for 2 h produced **3m** in 82% yield. Similar reactions were also observed for **1q** (Table S4†), which provided insight into the selective formation of π -extended thienoacenes rather than fused 1,2-dithiins.

Further mechanistic studies

To gain a deeper insight into the mechanism of the stitching thienannulation process, we then conducted additional experiments. First, the key step involving the formation of **2a** and **3a'**

Table 3 Stitching thienannulations of oligoyne-bridged RDI dimers



^a Reactions were run in 0.02–0.04 mmol scale in Ar (R = hexylheptyl).
^b Isolated yields of **3** (reaction temperatures and times are shown in parentheses).



Scheme 5 Mechanistic studies on the thienannulation of **1a**: (a) formation of **3a'** in the presence of water, (b) radical-trapping experiments and (c) selective formation of **2a**.



was investigated in detail (Scheme 5). For the reaction of **1a** with 6 equiv. of K_2S at room temperature for 10 min, the presence of 30 equiv. of H_2O did not significantly affect the yields of **2a** and **3a'** (Scheme 5a). When 10 equiv. of TEMPO as radical scavenger was added, a TEMPO-adduct was formed instead of the disulfide **3a'** (Scheme 5b, S2 and Fig. S7†). These results confirmed a radical mechanism. Later, directly heating the isolated TEMPO-adduct in DMF at 140 °C afforded the double thienannulation product **3a**. Based on this result, we speculate that a labile sulfurated thiophene intermediate that could be easily oxidized during work-up in air to produce **3a'** was formed in the reaction. During optimization of the reaction conditions (see Table S1†), we noticed that reducing the amount of K_2S led to the formation of **3a'** in lower yields. Other than that, as the reaction time increased, the yield of **3a'** decreased, while the yield of **2a** increased (for the reaction progresses monitored by UV-vis spectroscopy, see Fig. S5†). This changing trend of the yields is more evident for the reaction performed at a slightly higher temperature. For instance, although treatment of **1a** with 3 equiv. of K_2S at 35 °C for 10 min predominantly produced **3a'** in 36% yield, prolonging the reaction time to 24 h resulted in the selective formation of **2a** in 73% yield (Scheme 5c). Thereafter, the latter transformation was further investigated with a deuteration experiment (Scheme 5c). When adding 10 equiv. of D_2O in the reaction, **2a-D** was isolated in 67% yield with 53% deuterium incorporation at the β -position of the thiophene ring. These results indicate that the labile sulfurated thiophene intermediate can be slowly decomposed in Ar to afford a thiophene anion intermediate which is protonated to afford **2a**.²³ Therefore, based on the substrate scope and the above results, we proposed that the stitching thienannulation should be initiated with the attack of S_3^{2-} on either alkyne or RDI unit and a sulfurated thiophene intermediate is formed as a key intermediate (see Scheme S3† for a plausible mechanism).

Structural and physical properties of RDI-fused thienoacenes

These newly formed D–A (**3a–h**), D–A–D (**3j**) and A–D–A (**3k–q**) type thienoacenes possess three major structural advantages in exploration of excellent organic semiconductors: (1) the conformational rigidity that allows them to have reduced reorganization energies and favorable intermolecular π – π stackings; (2) extended π -conjugation lengths and increased electron delocalization, leading to reduced bandgaps and broadened absorptions; and (3) strong dipole–dipole and sulfur–sulfur interactions which lead to ordered intermolecular arrangements. In addition, these molecules all have good solubilities in common organic solvents, such as CH_2Cl_2 , $CHCl_3$, toluene and tetrahydrofuran, which is beneficial for solution processing. To gain a deeper insight into their photophysical properties, UV-vis absorption measurements of **3a–h** and **3j–q** were performed (Fig. S10–S12†). Compared with simple core-unsubstituted NDI, PDI and mono-thiophene-fused NDI **2a**, these RDI-fused thienoacenes exhibited large bathochromic shifts in their UV-vis absorption spectra due to the extension of π -conjugation. Moreover, higher intensities of absorption peaks in the long-wavelength region suggested a strong intramolecular charge



Fig. 2 Energy level diagram of RDI-fused thienoacenes **3a–h** and **3j–q**.

transfer in RDI-fused thienoacenes. Thereafter, the electrochemical properties of **3a–h** and **3j–q** were compared using cyclic voltammetry (Fig. 2, S13–S15 and Table S5†). Compared to **2a**, eight D–A type thienoacenes **3a–h** have similar reduction potentials, whereas their oxidation potentials are finely tuned by the variation of fused-thiophene-ring and conjugation length, indicating that the LUMOs tend to localize on the RDI skeleton and the HOMOs tend to delocalize in the lateral direction.¹⁵ Compared to these asymmetric fused D–A systems, symmetric D–A–D type thienoacene **3j** has an obviously lower LUMO level, indicating its higher electron affinity.^{7b} For A–D–A type thienoacenes **3k–q**, the HOMO and LUMO energy levels increase as the donor length increase because the large conjugation enhances the electron donating abilities, resulting in narrowed bandgaps. Moreover, compared to NDI fused A–D–A type thienoacenes, PDI fused counterparts have higher LUMO levels and exhibit more red-shifted UV-vis spectra. All these results suggested that the variation in the relative strengths of donor (ladder-type fused thiophene rings) and acceptor (RDI units), fused-ring number, and ring-fusion sequence in these D–A, D–A–D and A–D–A systems allowed finetuning of their absorption profiles, energy levels and charge-transport properties, which may eventually enable practical applications as organic semiconducting materials.

Conclusions

In conclusion, we have developed a novel S_3^{2-} -triggered stitching thienannulation approach for the rapid construction of RDI-fused, largely π -extended thienoacenes from ethyne-, butadiyne-, and hexatriyne-linked π -systems. With this facile and straightforward strategy, thieno[3,2-*b*]thiophene-, dithieno[3,2-*b*:2',3'-*d'*]thiophene and tetrathienoacene substructures can be readily constructed in a stitching manner. Detailed mechanistic studies revealed the unique reactivity of S_3^{2-} and displayed the high reactivities of π -deficient RDI rings toward the radical thienannulation process. Furthermore, interesting properties including planar conformation, extended conjugation and precisely controllable electronic properties are integrated into



these novel fully fused electron donor–acceptor molecules, which are promising candidates for high performance organic semiconductors. These findings are anticipated to provide new opportunities to explore more general methods for the synthesis of useful organosulfur compounds.

Conflicts of interest

There are no conflicts to declare.

Acknowledgements

The authors are thankful for the financial support from the National Natural Science Foundation of China (21572188, 21772162, 21772165), Natural Science Foundation of Fujian Province of China (2018J01014) and Fundamental Research Funds for the Central Universities (20720180031). H.-J. Zhang thanks Prof. Pierre H. Dixneuf and Dr Daniel Priebbenow (Monash University, Australia) for valuable discussions and corrections.

Notes and references

- For reviews, see: (a) J. E. Anthony, *Chem. Rev.*, 2006, **106**, 5028; (b) K. Takimiya, S. Shinamura, I. Osaka and E. Miyazaki, *Adv. Mater.*, 2011, **23**, 4347; (c) C. Wang, H. Dong, W. Hu, Y. Liu and D. Zhu, *Chem. Rev.*, 2012, **112**, 2208; (d) W. Jiang, Y. Li and Z. Wang, *Chem. Soc. Rev.*, 2013, **42**, 6113; (e) M. E. Cinar and T. Ozturk, *Chem. Rev.*, 2015, **115**, 3036; (f) Z. Cai, M. A. Awais, N. Zhang and L. Yu, *Chem.*, 2018, **4**, 2538.
- For selected examples, see: (a) K. Takimiya, H. Ebata, K. Sakamoto, T. Izawa, T. Otsubo and Y. Kunugi, *J. Am. Chem. Soc.*, 2006, **128**, 12604; (b) H. Ebata, T. Izawa, E. Miyazaki, K. Takimiya, M. Ikeda, H. Kuwabara and T. Yui, *J. Am. Chem. Soc.*, 2007, **129**, 15732; (c) K. Niimi, S. Shinamura, I. Osaka, E. Miyazaki and K. Takimiya, *J. Am. Chem. Soc.*, 2011, **133**, 8732; (d) A. Y. Amin, A. Khassanov, K. Reuter, T. Meyer-Friedrichsen and M. Halik, *J. Am. Chem. Soc.*, 2012, **134**, 16548; (e) Y. Miyata, E. Yoshikawa, T. Minari, K. Tsukagoshi and S. Yamaguchi, *J. Mater. Chem.*, 2012, **22**, 7715; (f) J. Huang, H. Luo, L. Wang, Y. Guo, W. Zhang, H. Chen, M. Zhu, Y. Liu and G. Yu, *Org. Lett.*, 2012, **14**, 3300; (g) T. Zheng, Z. Cai, R. Ho-Wu, S. H. Yau, V. Shaparov, T. Goodson III and L. Yu, *J. Am. Chem. Soc.*, 2016, **138**, 868.
- For intramolecular ring closure of aromatic methyl sulfoxides, see: (a) H. Sirringhaus, R. H. Friend, C. Wang, J. Leuninger and K. Müllen, *J. Mater. Chem.*, 1999, **9**, 2095; (b) P. Gao, D. Beckmann, H. N. Tsao, X. Feng, V. Enkelmann, M. Baumgarten, W. Pisula and K. Müllen, *Adv. Mater.*, 2009, **21**, 213.
- D. Cho, X. Yang, V. Enkelmann, M. Baumgarten and K. Müllen, *Chem.–Eur. J.*, 2010, **16**, 5119.
- For iodine-promoted ring closure of stilbene derivatives, see: (a) T. Yamamoto and K. Takimiya, *J. Am. Chem. Soc.*, 2007, **129**, 2224; (b) T. Yamamoto, T. Nishimura, T. Mori, E. Miyazaki, I. Osaka and K. Takimiya, *Org. Lett.*, 2012, **14**, 4914.
- For intramolecular multiple cyclizations of bis(3-bromo-2-thienyl)-acetylenes and bis(*o*-haloaryl)diacetylenes, see: (a) T. Okamoto, K. Kudoh, A. Wakamiya and S. Yamaguchi, *Org. Lett.*, 2005, **7**, 5301; (b) T. Okamoto, K. Kudoh, A. Wakamiya and S. Yamaguchi, *Chem.–Eur. J.*, 2007, **13**, 548.
- For the construction of thieno[3,2-*b*]thiophene skeleton via Pd-catalyzed C–H/C–Br couplings, see: (a) T. Mori, T. Nishimura, T. Yamamoto, I. Doi, E. Miyazaki, I. Osaka and K. Takimiya, *J. Am. Chem. Soc.*, 2013, **135**, 13900; (b) J. Wen, C. Xiao, A. Lv, H. Hayashi and L. Zhang, *Chem. Commun.*, 2018, **54**, 5542.
- For other methods toward linearly condensed thiophenes, see: (a) K. Xiao, Y. Liu, T. Qi, W. Zhang, F. Wang, J. Gao, W. Qiu, Y. Ma, G. Cui, S. Chen, X. Zhan, G. Yu, J. Qin, W. Hu and D. Zhu, *J. Am. Chem. Soc.*, 2005, **127**, 13281; (b) X. Zhang, A. P. Côté and A. J. Matzger, *J. Am. Chem. Soc.*, 2005, **127**, 10502; (c) L. Meng, T. Fujikawa, M. Kuwayama, Y. Segawa and K. Itami, *J. Am. Chem. Soc.*, 2016, **138**, 10351.
- For reviews, see: (a) L. Chen, C. Li and K. Müllen, *J. Mater. Chem. C*, 2014, **2**, 1938; (b) F. Würthner, C. R. Saha-Möller, B. Fimmel, S. Ogi, P. Leowanawat and D. Schmidt, *Chem. Rev.*, 2016, **116**, 962; (c) C. Li, Z. Lin, Y. Li and Z. Wang, *Chem. Rec.*, 2016, **16**, 873; (d) H. Zhylitskaya and M. Stępień, *Org. Chem. Front.*, 2018, **5**, 2395; (e) A. Nowak-Król and F. Würthner, *Org. Chem. Front.*, 2019, **6**, 1272.
- (a) P. E. Hartnett, H. S. S. R. Matte, N. D. Eastham, N. E. Jackson, Y. Wu, L. X. Chen, M. A. Ratner, R. P. H. Chang, M. C. Hersam, M. R. Wasielewski and T. J. Marks, *Chem. Sci.*, 2016, **7**, 3543; (b) Z. Cai, R. J. Vázquez, D. Zhao, L. Li, W.-y. Lo, N. Zhang, Q. Wu, B. Keller, A. Eshun, N. Abeyasing, H. Banaszak-Holl, T. Goodson III and L. Yu, *Chem. Mater.*, 2017, **29**, 6726.
- T. Chivers and P. J. W. Elder, *Chem. Soc. Rev.*, 2013, **42**, 5996.
- (a) G. Zhang, H. Yi, H. Chen, C. Bian, C. Liu and A. Lei, *Org. Lett.*, 2014, **16**, 6156; (b) W. Liu, C. Chen and H. Liu, *Adv. Synth. Catal.*, 2015, **357**, 4050; (c) Z.-Y. Gu, J.-J. Cao, S.-Y. Wang and S.-J. Ji, *Chem. Sci.*, 2016, **7**, 4067; (d) J.-H. Li, Q. Huang, S.-Y. Wang and S.-J. Ji, *Org. Lett.*, 2018, **20**, 4704; (e) L. Chen, H. Min, W. Zeng, X. Zhu, Y. Liang, G. Deng and Y. Yang, *Org. Lett.*, 2018, **20**, 7392.
- (a) U. Wille, *Chem. Rev.*, 2013, **113**, 813; (b) W. Guo, K. Tao, W. Tan, M. Zhao, L. Zheng and X. Fan, *Org. Chem. Front.*, 2019, **6**, 2048.
- (a) H. Dong, X. Fu, J. Liu, Z. Wang and W. Hu, *Adv. Mater.*, 2013, **25**, 6158; (b) X. Gao and Z. Zhao, *Sci. China: Chem.*, 2015, **58**, 947.
- (a) Y. Fukutomi, M. Nakano, J.-Y. Hu, I. Osaka and K. Takimiya, *J. Am. Chem. Soc.*, 2013, **135**, 11445; (b) W. Chen, M. Nakano, J.-H. Kim, K. Takimiya and Q. Zhang, *J. Mater. Chem. C*, 2016, **4**, 8879; (c) M. Nakano and K. Takimiya, *Chem. Mater.*, 2017, **29**, 256; (d) K. Takimiya and M. Nakano, *Bull. Chem. Soc. Jpn.*, 2018, **91**, 121.
- (a) W. Fan, C. Liu, Y. Li and Z. Wang, *Chem. Commun.*, 2017, **53**, 188; (b) C. Zeng, C. Xiao, X. Feng, L. Zhang, W. Jiang and



- Z. Wang, *Angew. Chem., Int. Ed.*, 2018, **57**, 10933; (c) C. Zeng, D. Meng, W. Jiang and Z. Wang, *Org. Lett.*, 2018, **20**, 6606.
- 17 J. Wu, D. He, Y. Wang, F. Su, Z. Guo, J. Lin and H.-J. Zhang, *Org. Lett.*, 2018, **20**, 6117.
- 18 Before product isolation, the reaction mixture should be stirred in air for 1 h. Otherwise, three thienannulation products (**2a**, **3a'** and thiol **3a''**) could be formed. For details, see the ESI.†
- 19 For classical synthesis of dibenzothiophenes from 2-biphenylthiols or 2-biphenyl disulfides, see: (a) T. Zhang, G. Deng, H. Li, B. Liu, Q. Tan and B. Xu, *Org. Lett.*, 2018, **20**, 5439; (b) K. Nishino, Y. Ogiwara and N. Sakai, *Chem.–Eur. J.*, 2018, **24**, 10971; (c) K. Nishino, Y. Ogiwara and N. Sakai, *Eur. J. Org. Chem.*, 2017, 5892.
- 20 For UV-visible spectra studies of several sulfur reagents, please see Fig. S1.†
- 21 (a) J. Wu, D. He, L. Zhang, Y. Liu, X. Mo, J. Lin and H.-J. Zhang, *Org. Lett.*, 2017, **19**, 5438; (b) F. Su, G. Chen, P. A. Korevaar, F. Pan, H. Liu, Z. Guo, A. P. H. J. Schenning, H.-J. Zhang, J. Lin and Y.-B. Jiang, *Angew. Chem., Int. Ed.*, 2019, **58**, 15273.
- 22 The structures of **3l**, **3m** and **3m'** were all confirmed by single-crystal X-ray diffraction analysis (Fig. S3 and S9†).
- 23 Note that **2a** can also be formed through a direct addition of sulfide anion to the ethyne moiety followed by a subsequent intramolecular cyclization (see entry 9 in Table S1† and Fig. 1).

