

Cite this: *RSC Adv.*, 2017, 7, 48793

# Application of biochar-based catalysts in biomass upgrading: a review

Xuefei Cao,<sup>a</sup> Shaoni Sun<sup>ab</sup> and Runcang Sun<sup>a</sup>

Biochar is a low-cost carbon-rich material derived from the thermochemical degradation of biomass. Due to its unique chemical structure, biochar with a large surface area and tailored surface functional groups can be easily prepared by activation and/or functionalization, and shows great potential to be used as a versatile catalyst and/or catalyst support in many chemical processes. However, the application of biochars as versatile catalysts and/or catalyst supports for biomass upgrading has not been systematically overviewed so far. In this work, the formation of pyrochar and hydrochar is proposed, and the activation and/or functionalization of biochar are also included. Subsequently, the application of biochar-based catalysts in biomass upgrading, including biochar-based solid acids for biomass hydrolysis and dehydration, biochar-based catalysts for biodiesel production, and biochars as catalyst supports for biomass pyrolysis, gasification, and bio-oil upgrading, are discussed in detail.

Received 22nd August 2017  
Accepted 12th October 2017

DOI: 10.1039/c7ra09307a

rsc.li/rsc-advances

## 1. Introduction

As the most abundant and renewable resource in the world, biomass is considered as a promising alternative to fossil resources for providing sustainable fuels and chemicals.<sup>1</sup> For decades, upgrading biomass into fuels, fine chemicals, and materials has attracted worldwide attention.<sup>2</sup> Generally, biomass can be converted into biofuels or biochemicals using different technologies, such as thermochemical, chemical, and biochemical processes. Among these, thermochemical processing, including pyrolysis, gasification, and hydrothermal conversion, has been proposed as one of the most promising technologies for biomass upgrading due to its high efficiency.<sup>3</sup>

Through the thermochemical process, various important fuels or chemicals, such as syngas, bio-oils, biochars, platform chemicals, *etc.*, can be obtained from the degradation of biomass.<sup>3,4</sup> However, many reactions take place during the biomass upgrading process, and a mixture containing various kinds of degradation products with high dispersion and low yield is always obtained.<sup>5–7</sup> This complex composition of the products from biomass upgrading restricts to some degree its further utilization. Nevertheless, several previous reports showed that both the reaction rate and reaction selectivity during the biomass upgrading process could be improved to varying degrees in the presence of suitable catalysts.<sup>2,4,8</sup> Therefore, catalytic biomass upgrading plays a crucial role in

converting renewable biomass resource into a variety of commodity chemicals or liquid fuels.

Biochar is a carbonaceous material, which is a residual byproduct from the thermochemical degradation of biomass.<sup>9</sup> Biochar can be produced from various thermochemical degradation processes, such as pyrolysis, gasification, hydrothermal carbonization, *etc.*<sup>10,11</sup> As compared to carbonaceous materials from other chemical processes, biochar is an inexpensive, environmentally friendly, and easily-produced charcoal, which can be used for many purposes.<sup>10,12–14</sup> However, the utilization of these as-prepared biochars is not ideal because of their poor physicochemical properties. In order to improve the physicochemical properties of the as-prepared biochars, various activation and functionalization approaches have been investigated to extend their applications.<sup>15,16</sup> The physicochemical properties of biochar vary significantly according to the raw biomass material type derived, the carbonization process, and activation or functionalization methods.<sup>16–19</sup> After activation or functionalization, the biochar shows several interesting properties, such as large surface area, multi-scale porous structure, and abundant surface functional groups. The activated biochars are widely used as activated carbon, soil amendments, carbon sequestration agents, environmental adsorbents for organic and heavy metal pollution removal, *etc.*<sup>16–20</sup> More importantly, due to the large surface area and abundant surface functional groups, activated or functionalized biochars show great potential to be used as versatile catalysts and/or catalyst supports in many chemical processes.<sup>10,21–25</sup>

Cha *et al.*<sup>10</sup> overviewed the production and utilization of biochars in various environmental application fields, and the application of the biochars as catalysts for syngas upgrading, biodiesel production, and air pollutant treatment were also

<sup>a</sup>Beijing Key Laboratory of Lignocellulosic Chemistry, Beijing Forestry University, Beijing 100083, China. E-mail: caoxuefei@bjfu.edu.cn; rcsun3@bjfu.edu.cn; Fax: +86-10-62336903; Tel: +86-10-62336903

<sup>b</sup>State Key Laboratory of Pulp and Paper Engineering, South China University of Technology, Guangzhou 510640, China

discussed. The production of biodiesel under the catalysis of carbon-based catalysts was reviewed by Konwar *et al.*,<sup>23</sup> and it was found that the catalysts from biomass were excellent catalyst support for biodiesel production because of their low cost, high surface area and thermal stability. The application of biochar-based catalysts for biomass conversion, such as polysaccharides hydrolysis, biodiesel production, bio-oil upgrading, *etc.*, were also mentioned by Liu *et al.*<sup>24</sup> and Lee *et al.*<sup>25</sup> Although some reviews reported the conversion of biomass into biofuels or biochemical in the presence of biochar-based catalysts, the application of biochars as versatile catalysts and/or catalyst supports for biomass upgrading has not been systematically overviewed yet. Therefore, a comprehensive review on biochar-based catalysts for biomass upgrading is still needed.

In light of the great potential of catalytic biomass upgrading, this review is devoted to discussing the versatile applications of biochars as catalysts for biomass upgrading, including biochar-based solid acids for biomass hydrolysis and dehydration, biochar-based catalysts for biodiesel production, and biochars as catalyst supports for biomass pyrolysis, gasification, and bio-oil upgrading. Considering that the formation, activation and functionalization of biochar have been extensively reviewed by many researchers, these research topics will only be briefly discussed here.

## 2. Thermochemical degradation of biomass and biochar formation

Lignocellulosic biomass is mainly composed of cellulose (38–50%), hemicelluloses (23–32%), lignin (15–25%) and small amounts of extractives.<sup>26</sup> Among these components, cellulose and hemicelluloses are chain polysaccharides, while lignin is a cross-linked three-dimensional phenolic polymer resulting from the oxidative combinatorial coupling of three monolignol monomers (*p*-coumaryl alcohol, coniferyl alcohol, and sinapyl alcohol).<sup>27,28</sup> The lignin units are usually linked with each other by ether and carbon–carbon bonds. The most abundant inter-unit linkage in lignin is  $\beta$ -O-4 ( $\beta$ -aryl ether), while other linkages like  $\beta$ -5,  $\beta$ - $\beta$ , 5-5,  $\alpha$ -O-4, 5-O-4,  $\beta$ -1, *etc.*, are also observed with varying frequency.<sup>28</sup> Lignin is closely intertwined with cellulose and hemicelluloses by covalent and non-covalent bonds, making up the matrix of lignocellulosic biomass.

As is well known, biochar can be produced using various carbonization processes, such as pyrolysis, gasification, hydrothermal carbonization, and torrefaction. Due to the structural differences of cellulose, hemicelluloses, and lignin, the biochar yield, degradation rate, degradation mechanism and pathway of each component are different. The production of biochars has been reviewed and discussed extensively in recent years.<sup>10,11,25,29</sup> This section focuses on explaining the degradation of biomass in the pyrolysis and hydrothermal carbonization processes, and further discussing the formation pathways of pyrochar and hydrochar.

The formation pathways of biochars (pyrochar and hydrochar) vary significantly according to the reaction medium.<sup>11</sup>

Biomass pyrolysis is a very complex process, and numerous reactions take place, in which the free radical reaction is one of the most important reactions involved.<sup>30,31</sup> These radicals, which are very active, can further react with other compounds or radicals *via* free-radical substitution, free-radical addition, carbon–carbon coupling, *etc.*, and result in the formation of syngas, bio-oils, and biochars. Meanwhile, some important intermediates and/or product, such as retroaldol products (hydroxyacetaldehyde, pyruvaldehyde, *etc.*), dehydrated species (furfural, 5-hydroxymethyl furfural, *etc.*), anhydro-monosaccharides (levoglucosan, levoglucosenone, *etc.*), and phenolic compounds (4-vinylguaiacol, eugenol, *etc.*) have also been observed among the volatile products of biomass pyrolysis, indicating that the reactions, like retroaldol condensation, dehydration, isomerization, *etc.*, also occur during the pyrolysis process.<sup>5,7,24,32,33</sup> Thus, a very complex product mixture is always observed.<sup>7,30,32,34</sup> However, the morphology and the microstructure of the biomass are basically unchanged over the pyrolysis process.<sup>35</sup> This implies that the formation of pyrochar is highly “localized”. A possible formation pathway of pyrochar is shown in Fig. 1. Throughout the whole pyrolysis process, the volatile products are gradually released from the biomass matrix, resulting in a carbonaceous pyrochar material. For more detailed information on pyrolysis of biomass components and pyrochar formation mechanisms, the readers can refer to the excellent reviews by Collard *et al.*<sup>5</sup> and Liu *et al.*,<sup>24</sup> and references therein.

As compared with pyrolysis, ionic reactions are favored in aqueous medium, and the depolymerization of cellulose, hemicelluloses, and lignin occurs at relatively low temperatures under hydrothermal conditions.<sup>11,36,37</sup> Specifically, most of the hemicelluloses can be extracted from the lignocellulosic materials at a hydrothermal temperature below 180 °C,<sup>38,39</sup> and the degradation of cellulose becomes obvious as the hydrothermal temperature reaches 230 °C.<sup>40</sup> Additionally, unlike pyrochar, the hydrochar obtained from hydrothermal carbonation contains abundant functional groups, such as hydroxyl and carboxyl groups, suggesting that hydrochar is formed through a different pathway. A possible hydrochar formation pathway is illustrated in Fig. 2.

During the hydrothermal carbonization process, cellulose and hemicelluloses are initially hydrolyzed into oligosaccharides and monosaccharides through the cleavage of their glycosidic bonds in hot compressed water. These water-soluble oligosaccharides and monosaccharides are further degraded into small molecule compounds, such as 5-hydroxymethyl furfural (HMF), furfural (FF), acetic acid, *etc.*, at relatively mild conditions or decomposed into syngas at more severe conditions. Meanwhile, the ether linkages of lignin (mainly  $\beta$ -O-4 and  $\alpha$ -O-4 linkages) are also unstable under hydrothermal conditions, and a large amount of lignin is converted into various water soluble phenolic compounds when the lignocellulosic material is hydrothermally treated at 240 °C.<sup>39</sup> However, most carbon–carbon bonds in lignin (mainly  $\beta$ - $\beta$ ,  $\beta$ -5,  $\beta$ -1, and 5-5 linkages) are relatively stable, and they are left as the initial skeleton of “aggregated hydrochars”.<sup>41</sup> These furan compounds (FF and HMF), derived from hemicelluloses and cellulose,



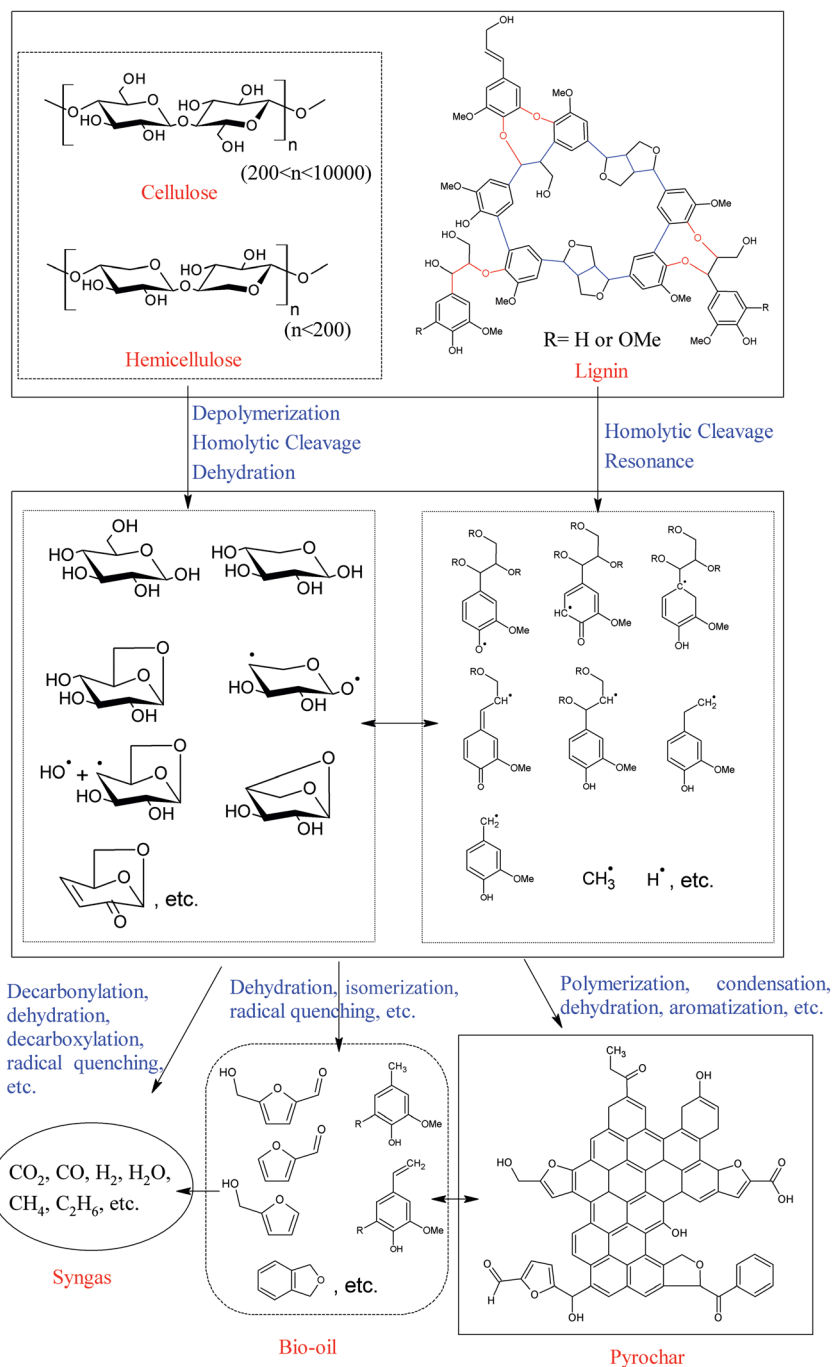


Fig. 1 A possible formation pathway of pyrochar.

subsequently react with the soluble phenolic compounds derived from lignin, forming “dispersed hydrochars” through polymerization.<sup>42</sup> The reactive oxygen-containing groups on the surface of the “dispersed hydrochars” further react with the “aggregated hydrochars” and cover the surface of the “aggregated hydrochars”, resulting in a hydrochar with relatively low specific surface area and poor porosity.<sup>41,42</sup> More detailed information on hydrothermal degradation mechanism of biomass components can be found in previous review articles.<sup>6,11</sup>

### 3. Activation and functionalization of biochars as catalysts or catalyst supports

Usually, the biochar directly obtained from the pyrolysis of biomass shows relatively low specific surface area, poor porosity, and limited surface functional groups.<sup>24</sup> These inherent disadvantages hinder to some degree the application of biochars as useful catalysts or catalyst supports.



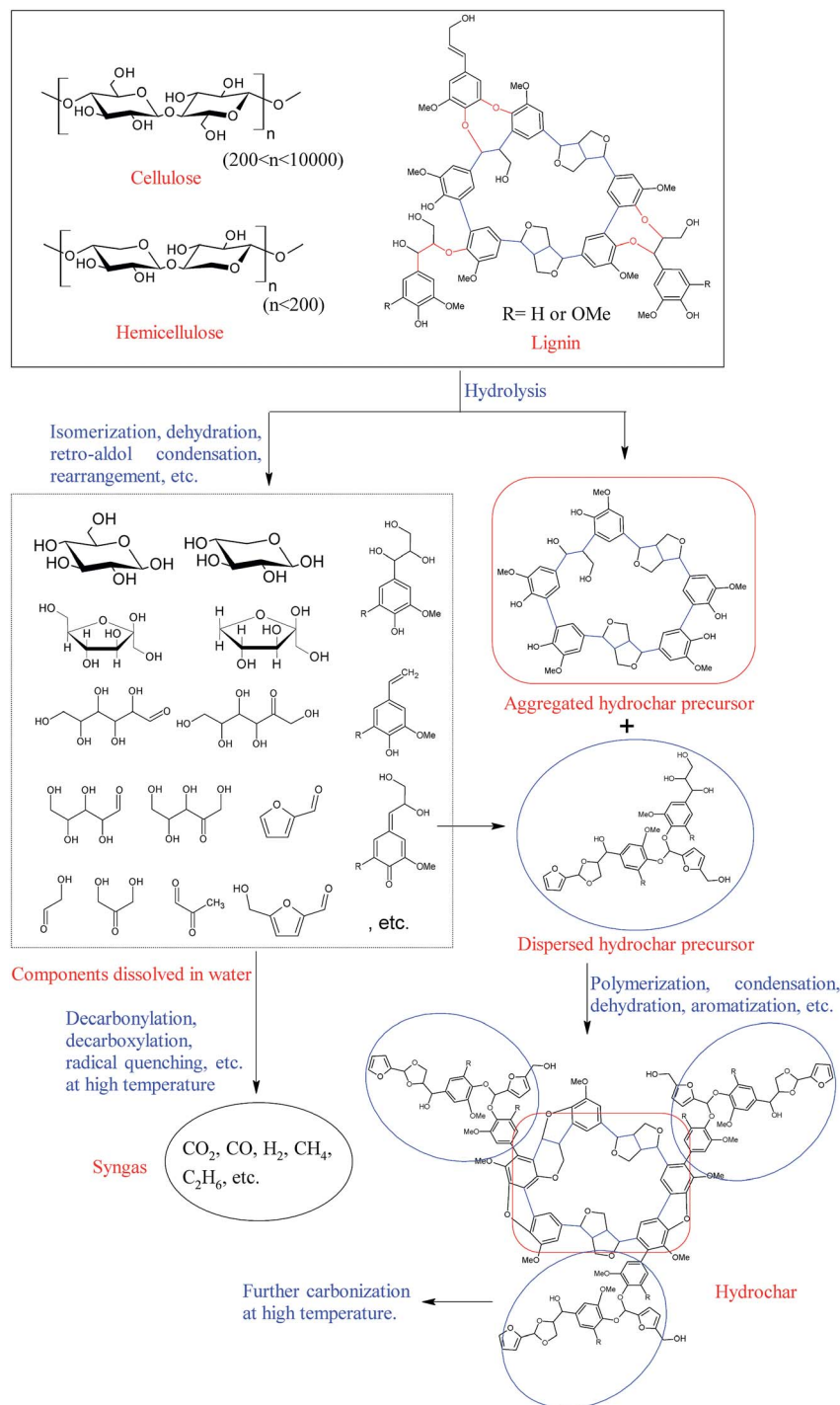


Fig. 2 A possible formation pathway of hydrochar.

Although, fortunately, these properties of the biochars can be easily tuned by the appropriate activation or functionalization processes.<sup>10,11,43</sup> In this section, the activation and functionalization of the biochars as catalysts or catalyst supports for biomass upgrading are discussed in detail. The activation and functionalization methods of the biochars for other applications are beyond the scope of this review.

### 3.1. Biochar activation

The main purpose of biochar activation is to increase its specific surface area and porosity prior to use. After activation, the specific surface area and porosity of the biochar can be significantly improved due to the development and opening of internal porous structure of the as-prepared biochar.<sup>11,44</sup> As a result, the activated biochars can be further used in various applications, such as activated carbon, soil amendments,



carbon sequestration agents, and environmental adsorbents.<sup>10,24</sup> Meanwhile, the activated biochar can provide more active sites, high mass transfer capacities, and high active loading surface for catalysis.<sup>24,25</sup> For decades, various activation methods have been explored to prepare porous biochars with special morphologies.<sup>15,43,45–47</sup> According to the activation agents used, the activation methods can be broadly divided into the following two categories: physical activation and chemical activation.<sup>43</sup>

**3.1.1. Physical activation.** Physical activation is a process where the as-prepared biochar materials from pyrolysis are further exposed to a controlled flow of steam or CO<sub>2</sub> or a mixture of them at temperatures above 700 °C. Under such high reaction temperatures, the gaseous activation agents can partially erode carbon atoms of the as-prepared biochar matrix *via* the C–H<sub>2</sub>O and/or C–CO<sub>2</sub> gasification reactions.<sup>10</sup> Most reactive carbon parts of the carbonized material can be selectively eliminated during the physical activation process, and the enclosed pores in the biochar matrix can be opened and interpenetrated with other pores.<sup>24</sup> Consequently, the specific surface area of the biochar can be significantly improved, and a well-developed microporous structure with low contribution of mesopores is observed on the physically activated biochar.<sup>24,46,48</sup>

Normally, the porosity, pore size distribution, and specific surface area of the activated biochars vary significantly depending on the biomass type, activating gas, and reaction conditions.<sup>10</sup> For example, Lima *et al.*<sup>49</sup> examined the effects of steam activation on the surface area and porosity of various biochars obtained from the fast-pyrolysis of several substrates, and further investigated their adsorptive properties for metal ion uptake. Their results showed that the surface area and micropore volume of the biochars improved dramatically from less than 5 m<sup>2</sup> g<sup>−1</sup> to 136–793 m<sup>2</sup> g<sup>−1</sup>, when the biochars were steam-activated at 800 °C for 45 min. Furthermore, after activation, the metal ion adsorption performance of these biochars was improved to varying degree as a result of the improved surface area and porosity.<sup>49</sup> Also, Koltowski *et al.*<sup>16</sup> activated the biochar from the slow pyrolysis of willow using steam and CO<sub>2</sub>, separately. They found that both the steam and CO<sub>2</sub> activation could significantly improve the surface area and porosity of the biochar. Additionally, the surface areas of the steam-activated biochar (840.6 m<sup>2</sup> g<sup>−1</sup>) and the CO<sub>2</sub>-activated biochar (512.0 m<sup>2</sup> g<sup>−1</sup>) were much higher than the as-prepared biochar (11.4 m<sup>2</sup> g<sup>−1</sup>). Under the same activation program, the steam-activated biochar displayed higher specific surface area and pore size than the CO<sub>2</sub>-activated biochar.<sup>16</sup> In contrast, Nabais *et al.*<sup>17</sup> reported that the CO<sub>2</sub>-activated biochars from coffee endocarp showed higher surface areas and pore volumes than the corresponding steam activated biochars. Thus, it was deduced that this contradiction is mainly due to the different microstructure of the biomass used.

**3.1.2. Chemical activation.** For chemical activation, the as-prepared biochar is first impregnated in a solution containing activation agents, such as KOH, ZnCl<sub>2</sub>, K<sub>2</sub>CO<sub>3</sub>, H<sub>2</sub>SO<sub>4</sub>, H<sub>3</sub>PO<sub>4</sub>, *etc.*, followed by heating at elevated temperatures under an inert gas flow.<sup>10,18,19,24,47,50,51</sup> As compared with the physical activation,

the chemical activation mechanism is still unclear.<sup>52</sup> However, most of these chemical activation agents are highly corrosive, and the corrosion abilities of these agents can be significantly enhanced at high temperatures. These chemicals may promote the development of pores by removing partial carbon atoms from the biochar matrix, suppressing tar formation, and/or facilitating the evolution of volatile compounds.<sup>24,52</sup> Take KOH for example, it was deduced that the synergistic effects of chemical erosion, physical activation, and carbon lattice expansion by metallic K intercalation result in the large surface area and high porosity of the KOH-activated biochar.<sup>24</sup> In general, the activation efficiency of the chemical activation is higher than that of the physical activation, and the chemical activation can perform at relatively lower temperatures, and results in a biochar with higher surface area and porosity.<sup>11</sup> However, after chemical activation, a washing process is usually required to remove the impregnating agent and its salts, leaving behind an activated biochar with improved surface area and porosity.<sup>15,19</sup> Accordingly, several issues, such as equipment corrosion, chemical recycling, secondary pollution, *etc.*, involved in the chemical activation process affect the application of chemical activation to some extent.<sup>11</sup>

The variables during the chemical activation process, such as the activation temperature, the type and dose of activating agent, feedstock type, *etc.*, significantly affect the porosity, pore size distribution, and specific surface area of the activated biochar.<sup>10,24</sup> For instance, Dehkhoda *et al.*<sup>50</sup> investigated the influence of the activation temperature (675 and 1000 °C) on the surface area, porosity, and electrosorption performance of the biochar impregnated with KOH solution. They found that the surface area of the biochar increased from 1.66 m<sup>2</sup> g<sup>−1</sup> to 614–990 m<sup>2</sup> g<sup>−1</sup>, while the porosity increased as well from negligible to 0.6–0.9 m<sup>3</sup> g<sup>−1</sup>. Furthermore, an increase in the activation temperature resulted in a decrease in the surface area due to a potential collapse and burn-off of the micropore walls of the biochar and/or the development of localized graphite-like structure in the biochar matrix. The total electrosorption capacitance of the biochar activated at 675 °C was more than two times higher than that of the biochar activated at 1000 °C owing to its higher contents of micropore and oxygen-containing functional groups.<sup>50</sup>

Also, Yorgun *et al.*<sup>18</sup> examined the effects of the activation temperature (400–700 °C) and the impregnation ratio of ZnCl<sub>2</sub> to biochar (1 : 2–4 : 1) on the characteristics of the activated biochar prepared from Paulownia wood. Their results showed that the surface area and pore volume of the activated biochar decreased dramatically with the increase of the activation temperature, whereas the increased impregnation ratio resulted in larger surface area and pore volume. However, the results from Angin *et al.*<sup>19</sup> showed that both the surface area and pore volume of the biochar from safflower seed gradually increased with the increase of the activation temperature (600–900 °C) and impregnation ratio (1 : 1–4 : 1). Therefore, despite using the same activation method, different effects may be observed with different biomass materials.

Park and coworkers<sup>51</sup> used HCl, H<sub>2</sub>SO<sub>4</sub>, H<sub>3</sub>PO<sub>4</sub>, KOH, MgO, ZnCl<sub>2</sub>, and K<sub>2</sub>SO<sub>4</sub> as activation agents for chemical activation of





sesame straw biochar and examined the phosphorus adsorption capacities of these activated biochars. According to their studies,  $\text{ZnCl}_2$  and  $\text{MgO}$  were more effective in improving the phosphorus adsorption characteristics of the biochar than the other activation agents. A maximum phosphorus adsorption capacity of  $15 \text{ g kg}^{-1}$  was achieved by the  $\text{ZnCl}_2$  activated biochar.<sup>51</sup>

Generally, short activation time and low activation temperature are required for the chemical activation, but chemical consumption, equipment corrosion, and wastewater treatment should be considered in the chemical activation process. The physical activation process is more simple and clean than the chemical activation process, but relatively high activation temperature, extended activation time, high energy consumption, and relatively low specific surface area are usually found in the physical activation process. Besides physical activation and chemical activation, the morphology, specific surface area and porosity of the formed biochar are closely related to the microstructure of the biomass. Previous studies from Zhang *et al.*<sup>35</sup> showed that a pyrochar with specific surface area as high as  $1610 \text{ m}^2 \text{ g}^{-1}$  was obtained from lotus stem without any extra activation process, which was about 55% higher than that from lotus leaves.

### 3.2. Biochar functionalization

Biochar functionalization is mainly used to confer specific performance properties to the biochar. Due to the limited surface functional groups of the as-prepared biochars, a suitable functionalization process is indispensable for the biochars intended to be used as catalysts. Generally, biochar can gain a desirable catalytic capacity *via* surface modification or active substances deposition.<sup>10,43,53–56</sup>

Biochar modification can be easily accomplished by introducing specific functional groups, especially acid groups, onto the surface of the organic biochar. The most commonly used biochar modification method is sulfonation with concentrated  $\text{H}_2\text{SO}_4$  or its derivatives.<sup>23,24</sup> Following sulfonation, the modified biochars can be widely used as solid acid catalysts for polysaccharide hydrolysis, sugar dehydration, biodiesel production, *etc.*<sup>23,56,57</sup> Besides the  $-\text{SO}_3\text{H}$  group, other weak acid groups, like the  $-\text{COOH}$  group, can also be introduced into the biochar matrix.<sup>58</sup> These biochar-based solid acids show relatively high reaction activity and good recyclability, which are promising alternatives to mineral acid catalysts.<sup>23,25,56–61</sup> The application of these biochar-based solid acids as effective catalysts for biomass upgrading will be discussed in detail in Sections 4.1 and 4.2.

Besides their use as catalysts, the activated biochars are also promising materials to be used as catalyst supports.<sup>24,54,55,62,63</sup> Metals and/or metal oxides with catalytic activity can be loaded onto the biochar supports by preloading the metal precursors into the biomass matrix before pyrolysis<sup>55,64–66</sup> or by impregnating the activated biochars with the metal precursors.<sup>62,66–68</sup> Previous studies reported that various biochar-supported metal catalysts with high dispersion could be prepared according to the above mentioned methods.<sup>24,64,65</sup> In this review, the

application of these biochar-supported catalysts for biomass pyrolysis, gasification, and bio-oil upgrading will be discussed in detail in Section 4.3.

## 4. Biochar based catalysts for biomass upgrading

Carbonaceous materials have been used in heterogeneous catalysis for a long time, because of their specific physico-chemical properties, such as large surface area, multi-scale porous structure, and tailoring surface functional groups.<sup>10,24,25,29,69</sup> As compared to carbonaceous materials from other chemical processes, biochar is inexpensive, environmentally friendly, and easily-produced, which are characteristics that make biochar a promising alternative to conventional carbonaceous materials. Functionalized biochars show great potential to be used as direct catalysts or catalyst supports in many industrial applications.<sup>10,24,25,29</sup> In this section, the utilization of biochars as versatile catalysts and/or catalyst supports for biomass upgrading is evaluated.

### 4.1. Biochar-based solid acids for biomass hydrolysis and dehydration

Biomass has great potential to be used as a sustainable resource to provide biofuels, biochemical, and biomaterials. As the most abundant biopolymers in biomass, cellulose and hemicelluloses are the largest components of the earth's biomass. Thus, effectively converting these components into useful platform compounds, such as sugars, furfural (FF), 5-hydroxymethylfurfural (HMF), *etc.*, is a highly desirable endeavor.<sup>4</sup> The sugars from the hydrolysis of cellulose and hemicelluloses can be further utilized to produce alcohols. The FF and HMF from the dehydration of sugars can be converted into various corresponding furan derivatives for various applications.<sup>70,71</sup> Therefore, the hydrolysis of biomass and its further conversion is one of the most important research topics in biomass upgrading.

Many hydrolysis agents, such as enzymes, mineral acids, and solid acids, have been employed in biomass hydrolysis. However, the enzymatic hydrolysis of biomass is slow and costly, and the hydrolysis of biomass by mineral acids usually produces various environmental hazards. Recently, several studies reported that biochar-based solid acid is a promising alternative to mineral acid in biomass hydrolysis and dehydration due to its high reaction activity, recyclability, and low cost.<sup>25,56,57,59–61</sup> The catalytic performances of various biochar-based acid catalysts in biomass hydrolysis and dehydration are summarized in Table 1.

Generally, the acidic active sites can be introduced into the biochar by three possible means: (i) using the weak acid groups formed during the preparation of the biochar as acidic sites; (ii) introducing the acidic sites by sulfonation or copolymerization with monomers with acid groups; (iii) loading solid acid onto the surface of the biochar. Among these methods, sulfonation is the most commonly used method to prepare biochar-based solid acids, and the  $-\text{SO}_3\text{H}$  groups can be easily introduced onto the surface of the biochar using concentrated  $\text{H}_2\text{SO}_4$  or its



**Table 1** The catalytic performances of various biochar-based acid catalysts in biomass hydrolysis and dehydration

Biochar	Functionalization condition	Feedstock	T (°C)	t (h)	Solvent	Conv. (%)	Yield (%)	Ref.
Corn stover biochar	Sulfonated with 30% (w/v) sulfuric acid solution at 150 °C for 24 h	Corn stover, prairie cordgrass, and switch grass	100	6	Water	18.8–21.8 (glucan) 67.9–80.5 (xylan)	—	59
Pine chip biochar	Sulfonated with sulfuric acid at 100 °C for 12–18 h	Birchwood xylan	120	2	Water	85	—	60
Bamboo biochar	4 g of biochar sulfonated with 60 mL of concentrated H <sub>2</sub> SO <sub>4</sub> at 180 °C for 12 h	Bamboo hemicellulose	150 <sup>a</sup>	0.5	Water	—	55.7 (XOS)	57
Bamboo biochar	10 g of biochar sulfonated with 50 mL of 80% sulfuric acid at 80 °C for 3 h and 50 wt% SO <sub>3</sub> at 80 °C for 2 h	Cellulose	90 <sup>a</sup>	1	Water	—	27.5 (TRS)	72
Bamboo biochar	1.1 biochar sulfonic acid (BCSA)	Cellulose	90 <sup>a</sup>	3	Water	—	34.9 (TRS)	72
Bamboo biochar	1.2 IL functionalized BCSA	Cellulose	110	2	Water	—	35.6 (TRS)	73
Bamboo biochar	1.1 biochar sulfonic acid (BCSA)	Cellulose	110	2	Water	—	58.7 (TRS)	61
Bamboo biochar	1.2 IL-Cu functionalized BCSA	Cellulose	130	4	[BMIM][Cl]	4.5	—	58
Bamboo biochar	1.1 biochar sulfonic acid (BCSA)	Cellulose	130	3	[BMIM][Cl]	47	—	58
Bamboo biochar	1.2 IL-Zn functionalized BCSA	Cellulose	130	3	[BMIM][Cl]	59.4	—	58
Bamboo biochar	1.1 biochar sulfonic acid (BCSA)	Cellulose	130	3	[BMIM][Cl]	~50	—	58
None	None	Cellulose	180	2.83	Water	62.0 (xylan)	37.8 (FF)	74
Biochar from glucose	Containing weak acid sites	Corn cob	170	1	Dichloromethane/ water	—	81.1 (FF)	56
Biochar from glucose	20 g of glucose and 10 g of sulfosalicylic acid copolymerization at 180 °C for 4 h	Perhydrolysate of corn cob	180	3.33	Water	—	30.0 (FF)	54
Biochar from glucose	20 g of glucose and 10 g of acrylic acid copolymerization at 180 °C for 4 h	Corn cob	200	3	Water	~90	50 (FF)	75
Corn cob biochar	Sulfonated with 0.5 M H <sub>2</sub> SO <sub>4</sub> at room temperature for 24 h under the assistance of ultrasonic vibration	Xylose	100 <sup>a</sup>	2	DMA-LiCl/water	—	30.4 (HMF)	61
Corn cob biochar	Sulfonated with H <sub>2</sub> SO <sub>4</sub> at 150 °C for 15 h	Cellulose	80	3	Water	—	27.9 (HMF)	76
SnO <sub>2</sub> -Co <sub>3</sub> O <sub>4</sub> /biochar	Loaded with SnO <sub>2</sub> -Co <sub>3</sub> O <sub>4</sub> (Sn/Co molar ratio was 0.5–4.0)	Glucose	200	3	Water	~55	23 (HMF)	75
Commercial activated carbon	Containing weak acid sites							
Bamboo biochar	1.1 biochar sulfonic acid (BCSA)							
Bamboo biochar	1.2 IL-Zn functionalized BCSA							
Bamboo biochar	1.1 biochar sulfonic acid (BCSA)							
Commercial activated carbon	1.2 IL-F <sub>1-3</sub> s functionalized BCSA							
Commercial activated carbon	Containing weak acid sites							

<sup>a</sup> Microwave XOS: xylooligosaccharides, TRS: total reducing sugar, FF: furfural, HMF: 5-hydroxymethylfurfural.

derivatives.<sup>23,24</sup> For example, Li *et al.*<sup>59</sup> reported that the sulfonation of corn stover biochar could be achieved by mixing the biochar with 30% (w/v) sulfuric acid at 150 °C for 24 h. In order to compare with H<sub>2</sub>SO<sub>4</sub>, the prepared sulfonated biochar was used to hydrolyze the hemicellulose and cellulose in corn stover, prairie cordgrass, and switch grass. Their results showed that 18.8–21.8% of glucan and 67.9–80.5% of xylan could be hydrolyzed at 100 °C in 6 h with the sulfonated biochar catalyst, and the sulfonated biochar showed higher selectivity and less soluble lignin-derived products in the hydrolysate than H<sub>2</sub>SO<sub>4</sub>.<sup>59</sup> Similar sulfonated biochars have also been prepared to catalyze the hydrolysis of biomass to monosaccharides or oligosaccharides by many other researchers.<sup>57,60,61,72,73</sup>

Besides sulfonation, acid groups can also be introduced into the biochar matrix by copolymerization.<sup>58</sup> For instance, Qi *et al.*<sup>58</sup> prepared two kinds of biochar-based solid acid catalysts containing the –SO<sub>3</sub>H and –COOH groups, respectively, *via in situ* hydrothermal copolymerization of glucose with sulfosalicylic acid and acrylic acid. They found that besides the introduced acid groups, the own weak acid groups of the biochar also affect the hydrolysis of biomass. Both the as-prepared biochar and the functionalized biochars exhibited good catalytic activity for cellulose hydrolysis, and a total reducing sugar (TRS) yield around 50% was obtained at 130 °C for 3 h.<sup>58</sup> Moreover, the content of the acid site and the catalytic activity of the catalyst were almost unchanged after five recycling experiments, indicating the stability of the catalyst for cellulose hydrolysis.<sup>58</sup>

As shown in Table 1, the biochar-based solid acids can also be used as the catalysts for the dehydration of sugars to furans under relatively severe reaction conditions.<sup>56,74,75</sup> It was assumed that the acid groups of the biochar-based solid acid catalysts could cleave the glycosidic linkages of polysaccharides and hydrolyzed them to water-soluble sugars, which were further catalyzed by the biochar-based solid acid to produce the furan compounds.<sup>74</sup> For example, Liu *et al.*<sup>74</sup> synthesized a corncob biochar solid acid catalyst by carbonizing the mixture of corncob residue and saccharide solution from corncob and further sulfonating the as-prepared biochar. The sulfonated biochar was used to catalyze the hydrothermal degradation of corncob for furfural (FF) production. Under the optimal reaction conditions, a furfural yield of up to 37.75% and an overall corncob conversion rate of 62.00% were achieved in the presence of the sulfonated biochar catalyst.<sup>74</sup> Also, Deng and coworkers<sup>56</sup> used similar biochar-based solid acid to catalyze the transformation of corncob perhydrolysate to FF in a biphasic system (dichloromethane/water system), and a much higher FF yield of 81.1% was observed at 170 °C for 1 h. Similar biochar catalysts with strong or weak acid groups have also been used to catalyze the hydrolysis and dehydration of cellulose and C6 sugars to HMF.<sup>61,75,76</sup> Additionally, previous studies showed that the combination of Lewis and Brønsted acids is important to achieve high yields of furans from polysaccharides.<sup>77</sup> For instance, Liu and coworkers<sup>54</sup> prepared a series of biochar supported bimetallic oxides SnO<sub>2</sub>–Co<sub>3</sub>O<sub>4</sub> catalysts *via* coprecipitation method for corncob hydrolysis into furfural. A maximum yield of furfural of 30.0% was obtained as the corncob was hydrothermally treated at 180 °C for 200 min under

the catalysis of a SnO<sub>2</sub>–Co<sub>3</sub>O<sub>4</sub>/biochar catalyst.<sup>54</sup> The Lewis acid sites from the SnO<sub>2</sub>–Co<sub>3</sub>O<sub>4</sub> and the Brønsted acid sites from the ionization of hot-compressed water together led to the conversion of corncob hemicellulose to FF.

## 4.2. Biochar-based catalysts for biodiesel production

Biodiesel is a mixture of mono-alkyl esters produced from the transesterification or esterification of alcohols with vegetable oils, animal fats, or free fatty acids (FFAs), which can be used directly or in combination with petroleum diesel at any concentration in most diesel engines.<sup>23</sup> The most commonly used alcohol is methanol because of its low cost. Other alcohols like ethanol, isopropanol and butanol can also be used to produce biodiesels with improved cold flow properties but at the expense of high cost and low transesterification efficiency.<sup>78</sup>

Since the transesterification and esterification reaction can be catalyzed by either acidic or basic catalysts, numerous homogeneous and heterogeneous catalysts have been applied for biodiesel production.<sup>23,79,80</sup> Homogeneous catalysts, especially KOH, NaOH, and NaOMe, have been widely used for biodiesel production because of their high reaction efficiency. However, these homogeneous catalysts are not reusable, and more effort is required to purify the products.<sup>23,81</sup> Accordingly, many heterogeneous catalysts, such as CaO, MgO, Amberlyst-15, TiO<sub>2</sub>/ZrO<sub>2</sub> and Al<sub>2</sub>O<sub>3</sub>/ZrO<sub>2</sub>, WO<sub>3</sub>/ZrO<sub>2</sub> and various carbon-based acids or bases, have been explored as catalysts for biodiesel production.<sup>23,25,80</sup> These catalysts can be easily separated from the products and recycled multiple times. As mentioned above, biochars have many advantages when used as catalysts or catalyst supports, such as low cost, large surface area, and tailoring surface functional groups, *etc.* After activation or functionalization, the biochars can be used as good heterogeneous acid or base catalysts for biodiesel production.<sup>10,23,25,53,81,82</sup> The biodiesel productions under the catalysis of various biochar-based acid or base catalysts are summarized in Table 2.

Basically, there are two kinds of biochar catalysts that have been used for biodiesel production, namely, (a) acid-functionalized biochar catalysts and (b) base-functionalized biochar catalysts. As shown in Table 2, sulfonated biochars are the most commonly used heterogeneous catalysts for biodiesel production. The sulfonation of biochar can be easily achieved by impregnating the biochar in concentrated H<sub>2</sub>SO<sub>4</sub> at a high temperature or by exposing the biochar to gaseous SO<sub>3</sub>, resulting in the immobilization of –SO<sub>3</sub>H groups on the surface of the biochar. These –SO<sub>3</sub>H groups can catalyze the esterification of free fatty acids (FFAs) or promote the transesterification reactions of triglycerides with alcohols to form biodiesel.<sup>23</sup> For example, Kastner *et al.*<sup>83</sup> prepared various biochar-based solid-acid catalysts by sulfonating the biochar with concentrated H<sub>2</sub>SO<sub>4</sub> or gaseous SO<sub>3</sub>, and these catalysts were further used as effective catalysts for biodiesel production. Their results showed that H<sub>2</sub>SO<sub>4</sub> sulfonation could increase the surface area and pore volume of the biochar matrix, whereas gaseous SO<sub>3</sub> sulfonation generated higher –SO<sub>3</sub>H densities, as compared to H<sub>2</sub>SO<sub>4</sub> sulfonation, without significantly altering its surface area and pore volume.<sup>83</sup> These sulfonated biochar catalysts







**Table 2** Biodiesel production under the catalysis of various biochar-based acid or base catalysts<sup>a</sup>

Biochar	Functionalization condition	Feedstock	Reaction conditions	Biodiesel yield (%)	Ref.
Oat hull biochar	None	Waste cooking oils	140 °C, 30 min (microwave), MeOH/oil (10 : 1)	0.5	84
Oat hull biochar	Sulfonated with H <sub>2</sub> SO <sub>4</sub> in microwave reactor at 100 °C for 30 min	Waste cooking oils	140 °C, 30 min (microwave), MeOH/oil (10 : 1)	28	84
Oat hull biochar	Sulfonated with H <sub>2</sub> SO <sub>4</sub> in microwave reactor at 140 °C for 30 min	Waste cooking oils	140 °C, 30 min (microwave), MeOH/oil (10 : 1)	72	84
Biochar from Dynamotiv Inc.	Sulfonated with fuming H <sub>2</sub> SO <sub>4</sub> at 150 °C for 15 h	Canola oil and oleic acid	150 °C, 3 h, MeOH/oil (10 : 1)	48	85
Biochar from fast pyrolysis of different feedstocks	20 g of biochar sulfonated with 200 mL of H <sub>2</sub> SO <sub>4</sub> at 150 °C for 24 h	Vegetable oils	60 °C, 3 h, EtOH/oil (18 : 1)	77–89	86
Biochar from peanut hulls, pine pellets, and wood chips	Sulfonated with H <sub>2</sub> SO <sub>4</sub> at 100 °C for 12–18 h or gaseous SO <sub>3</sub> at room temperature for six days	5% palmitic and stearic acid	65 °C, 3 h, MeOH/oil (20 : 1)	>80 (FFA conversion)	83
Wood biochar	Sulfonated with fuming H <sub>2</sub> SO <sub>4</sub> at 150 °C for 15 h	Canola oil	65 °C, 12 h, MeOH/oil (15 : 1)	44.2	87
Biochar from glucose	Sulfonated with H <sub>2</sub> SO <sub>4</sub> at 160 °C for 12 h	Palm fatty acid	65 °C, 134 min, MeOH/oil (12.2 : 1)	92.4 (FAME yield) 94.5 (FFA conversion)	88
Biochar from glucose	4 g of biochar sulfonated with 100 mL of H <sub>2</sub> SO <sub>4</sub> at 150 °C for 15 h	Palm fatty acid	75 °C, 2 h, MeOH/oil (10 : 1)	92.3 (FAME yield) 95.4 (FFA conversion)	89
Sulfonated starch solid acid	5 g of biochar sulfonated with 200 mL of H <sub>2</sub> SO <sub>4</sub> at 160 °C for 12 h	Palm fatty acid	75 °C, 3 h, MeOH/oil (10 : 1)	90.4 (FAME yield) 94.6 (FFA conversion)	90
Rice husk biochar	Sulfonated with H <sub>2</sub> SO <sub>4</sub> at 90 °C for 0.5 h	Waste cooking oils	110 °C, 15 h, MeOH/oil (20 : 1)	87.6 (FAME yield) >98 (FFA conversion)	53
Rice husk biochar	Sulfonated with H <sub>2</sub> SO <sub>4</sub> at 70–150 °C for 0.25–4 h	Oleic acid	110 °C, 2 h, MeOH/oil (4 : 1)	98.7	91
Corn straw biochar	Sulfonated with fuming H <sub>2</sub> SO <sub>4</sub> at 180 °C for 4 h	Oleic acid	60 °C, 4 h, MeOH/oil (7 : 1)	98	92
Biochar from glucose–starch mixture	Sulfonated with H <sub>2</sub> SO <sub>4</sub> at 150 °C for 5 h	Cotton seed oil containing 55.2 wt% of FFA	80 °C, 12 h, MeOH/oil (20 : 1)	>80	93
Douglas fir biochar	20 g of biochar sulfonated with 150 mL of H <sub>2</sub> SO <sub>4</sub> at 150 °C for 24 h	Crude microalgal oil	100 °C, 60 min, MeOH/oil (20 : 1)	98.6 (FFA conversion)	94
Douglas fir biochar	1.1 Douglas fir biochar	Crude microalgal oil	1.1 100 °C, 60 min, MeOH/oil (20 : 1) 1.2 65 °C, 60 min, MeOH/oil (10 : 1–20 : 1)	99	94
Palm kernel shell biochar	1.2 CaO	Sunflower oil	65 °C, 300 min, MeOH/oil (9 : 1)	99	95
Palm kernel shell biochar	Loaded with CaO at a total basicity of 0.516 mmol g <sup>−1</sup>	Sunflower oil	65 °C, 300 min, MeOH/oil (9 : 1)	99	63
Peat biochar	Loaded with 50.6% of CaO	Palm oil	65 °C, 1.5 h, MeOH/oil (8 : 1)	10.5	81
Peat biochar	None	Palm oil	65 °C, 1.5 h, MeOH/oil (8 : 1)	95.2–98.6	81
Flamboyant pods biochar	Loaded with 20–40 wt% of K <sub>2</sub> CO <sub>3</sub>	<i>Hevea brasiliensis</i> oil	60 °C, 1 h, MeOH/oil (15 : 1)	89.3	96
Biochar from maize residue	Impregnated in KOH solution	Waste cooking oils	300 °C, 1 h, MeOH/oil (50 : 1)	~90	82

<sup>a</sup> FFAs: free fatty acids, FAME: fatty acid methyl ester.

exhibited high catalytic activities for the esterification of fatty acids, and ~90–100% of fatty acids could be converted into the corresponding fatty acid methyl esters (FAMES) within 30–60 min at 55–60 °C.

Similar biochar catalysts from various biomass resources, such as wood, glucose, starch, *etc.*, have also been prepared to be used as solid acid catalysts for biodiesel production.<sup>53,84–93</sup> For example, Gonzalez *et al.*<sup>84</sup> sulfonated the oat hull biochar with H<sub>2</sub>SO<sub>4</sub> in a microwave reactor at different temperature, and studied the catalytic performance of these sulfonated biochars in upgrading waste cooking oils to biodiesel in a microwave reactor. In contrast to previous findings by Kastner *et al.*,<sup>83</sup> it was found that the surface area of the biochar was significantly reduced during the sulfonation process, and its BET specific surface area dramatically decreased from 49.3 m<sup>2</sup> g<sup>−1</sup> to 30.6 and 5.4 m<sup>2</sup> g<sup>−1</sup> as the biochar was sulfonated with H<sub>2</sub>SO<sub>4</sub> at 100 and 140 °C, respectively. However, the total acidity of the biochar sulfonated at 140 °C (7.0 meq. g<sup>−1</sup>) was much higher than that sulfonated at 100 °C (3.7 meq. g<sup>−1</sup>). Despite the low specific surface area, the biochar sulfonated at 140 °C showed high conversion yields to biodiesel, indicating that the total acidity of the biochar-based solid acid catalyst is an important parameter for biodiesel production.<sup>84</sup>

Recently, base-functionalized biochar catalysts, such as CaO/biochar, KOH/biochar, K<sub>2</sub>CO<sub>3</sub>/biochar, *etc.*, have also been used for biodiesel production.<sup>94–97</sup> For instance, McKay and coworkers<sup>63,95</sup> prepared a CaO-based palm kernel shell biochar catalyst and further used the base-functionalized biochar to catalyze the transesterification of sunflower oil to FAME. Their results showed that a best FAME yield of 99% was achieved at the optimum reaction conditions (3 wt% catalyst loading, 65 °C, and methanol to oil molar ratio of 9 : 1).<sup>95</sup> Various carbon material-supported CaO catalysts used as solid-base catalysts for biodiesel production have also been reported by Konwar and coworkers.<sup>23</sup> Similarly, K<sub>2</sub>CO<sub>3</sub> and KOH can also be used as the active center for transesterification reaction. Actually, Wang *et al.*<sup>81</sup> synthesized a series of peat biochar-supported K<sub>2</sub>CO<sub>3</sub> catalysts with different K<sub>2</sub>CO<sub>3</sub> loadings (20–40 wt%) using a wet impregnation method. Also, Dhawane *et al.*<sup>96</sup> prepared a series of flamboyant pods biochar-supported KOH catalysts *via* an excessive impregnation process. All these base-functionalized biochar catalysts were found to be efficient solid-base catalysts for the transesterification reaction of triacetin with methanol.<sup>81,96</sup> However, the water and FFAs in the vegetable oils or animal fats would cause the leaching of the active centers in acid- or base-functionalized biochar catalysts.<sup>23</sup> Despite the high yield of biodiesel produced from the vegetable oils or animal fats under the catalysis of the fresh acid- or base-functionalized biochar catalysts, most of these biochar-based catalysts tended to deactivate after several recycling cycles.<sup>23</sup> Therefore, the stability of the acid- and base-functionalized biochar catalysts needs to be significantly improved to maximize their lifetime.

#### 4.3. Biochars as catalyst supports for biomass pyrolysis, gasification, and bio-oil upgrading

As mentioned above, biochars have been used as efficient catalysts (especially biochar-based solid acids) for biomass

hydrolysis, dehydration and biodiesel production due to its tailoring properties and large surface area. Besides these applications, they have many other advantages when used as catalyst supports, such as low cost, large surface area, multi-scale porous structure, *etc.*

Previous studies showed that metal and metal oxides can be loaded onto the biochar supports with high dispersion by preloading the metal precursor into the biomass matrix before pyrolysis.<sup>55,64–66</sup> Since the abundant oxygen-containing groups in the biomass matrix can adsorb the metal cations during the preloading process, the metal precursors are highly dispersed in the biomass matrix.<sup>24,55,64,65,98</sup> Some metal precursors like Ni<sup>2+</sup> and Cu<sup>2+</sup> in the biomass matrix can be reduced to metal particles *via* carbothermal reduction, and the metal particles simultaneously load onto the surface of the biochar, forming biochar-supported metal catalysts.<sup>24,55</sup> Other metal precursors like Mg<sup>2+</sup> and Fe<sup>3+</sup> will form MgO and Fe<sub>3</sub>O<sub>4</sub> during the biomass pyrolysis process.<sup>55,66</sup>

In addition, Richardson and coworkers<sup>64,65</sup> found that biochar-supported nickel metal nanoparticles could be prepared by pyrolyzing the beechwood chips impregnated with aqueous Ni(NO<sub>3</sub>)<sub>2</sub> solution. Their results showed that the Ni(II) was reduced to metallic Ni by carbothermal reduction at temperatures below 500 °C, leading to the *in situ* formation of metallic Ni nanoparticles on the biochar surface with high dispersion (around 4 nm).<sup>64,65</sup> Similar results have also been observed by other researchers.<sup>55,98</sup> For instance, a metallic Cu-anchored magnetic biochar catalyst was prepared by fast pyrolysis of fir sawdust preloaded Cu<sup>2+</sup> and Fe<sup>3+</sup>, and metallic Cu particles were monodispersed on the biochar support with an average particle size of 21.2 nm.<sup>55</sup> Besides the preparation of biochar-supported metal nanoparticles, they also acted as the catalysts for the generation of syngas and conversion of tar during biomass pyrolysis.<sup>64,65,98,99</sup> The results from Richardson *et al.*<sup>64,65</sup> showed that the H<sub>2</sub> yield increased about 57–91% and the production of tar was reduced by 60–70% after the lignocellulosic biomass was impregnated with aqueous Ni(NO<sub>3</sub>)<sub>2</sub> solution, indicating that the *in situ* generated metallic Ni nanoparticles exhibited significant catalytic activity for tar reforming during biomass pyrolysis. The above results show that preloading metal precursor into the biomass matrix is a very useful strategy to prepare effective biochar-supported catalysts for biomass pyrolysis or gasification.

The biochar supported metal or metal oxides can also be prepared by impregnating the biochar with metal precursor.<sup>62,66–68</sup> Indeed, it was reported that the biochar-supported Ni catalyst was a promising catalyst for hydrogen production from biomass gasification.<sup>67</sup> The biochars obtained from fast pyrolysis of wheat straw, rice husk, cotton stalk, and commercial active carbon were used as catalyst supports, and Ni was supported on the biochars by the impregnation method. The results revealed that the cotton stalk biochar-supported Ni catalyst showed high hydrogen production because of its high content of alkaline and alkaline earth metals and high external surface area.<sup>67</sup> Nguyen *et al.*<sup>62</sup> found that the bio-oil from microalgae could be effectively converted into hydrocarbon under the catalysis of Ni/biochar *via* hydrodeoxygenation (HDO)



and hydrodenitrogenation (HDN) processes. Both oxygenates and nitrogenates in the bio-oil were sharply reduced after the catalytic upgrading process, indicating the high activity and selectivity of the Ni/biochar catalyst.<sup>62</sup>

Additionally, the presence of numerous inorganic compounds in the biochar matrix can also catalyze the pyrolysis or gasification of biomass.<sup>100,101</sup> Specifically, Lei *et al.*<sup>100</sup> and Ren *et al.*<sup>101</sup> investigated the catalytic performance of biochar from corn stover in biomass pyrolysis and bio-oil upgrading. Their results showed that the biochar catalyst could improve the quality of syngas and bio-oil to some degree, and high-quality syngas enriched in H<sub>2</sub>, CO, and CH<sub>4</sub> was achieved from the catalytic pyrolysis of sawdust in the presence of the biochar catalysts with a high mineral content, such as K, Ca, Mg, *etc.*<sup>100,101</sup>

## 5. Conclusions and prospects

In this review, the formation of two typical biochar (pyrochar and hydrochar) is proposed. Due to the limited surface area, porosity, and surface functional groups of the biochar, an activation and/or functionalization process is always required for the biochars intended to be used as catalysts. The physico-chemical properties of the biochar, especially the surface area and porosity, can be improved to varying degrees according to the activation methods. Functional groups or substances can be further introduced into the activated biochar to endow it with specific properties, such as selective adsorption and catalysis. The activated and functionalized biochars show great potential to be used as versatile catalysts and/or catalyst supports in biomass upgrading, which have been successfully applied in carbohydrate hydrolysis and dehydration, biodiesel production, biomass pyrolysis, gasification, and bio-oil upgrading. However, the physicochemical properties of the biochars vary significantly with the biomass type, production conditions, and activation or functionalization conditions. Further investigations on the industrial scale production of biochars with stable properties should be conducted in the future. In addition, combination of the biochar production with the biomass upgrading process has not received much attention so far. More efforts should be devoted to the co-production of biochars and biofuels or biochemicals from biomass upgrading, which will be beneficial for the further utilization of biochars and the development of the biomass upgrading industry.

## Conflicts of interest

There are no conflicts of interest to declare.

## Acknowledgements

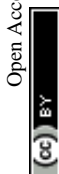
The authors are extremely grateful for the financial support from the Fundamental Research Funds for the Central Universities (BLX2015-10), the National Natural Science Foundation of China (31700518), the State Key Laboratory of Pulp and Paper Engineering (201517 and 201612), and the Beijing Key Lab. Project (Z16110005016041).

## References

- 1 A. Demirbaş, *Energy Convers. Manage.*, 2001, **42**, 1357–1378.
- 2 E. L. Kunkes, D. A. Simonetti, R. M. West, J. C. Serrano-Ruiz, C. A. Gartner and J. A. Dumesic, *Science*, 2008, **322**, 417–421.
- 3 L. Ma, T. Wang, Q. Liu, X. Zhang, W. Ma and Q. Zhang, *Biotechnol. Adv.*, 2012, **30**, 859–873.
- 4 C. H. Zhou, X. Xia, C. X. Lin, D. S. Tong and J. Beltramini, *Chem. Soc. Rev.*, 2011, **40**, 5588–5617.
- 5 F. X. Collard and J. Blin, *Renewable Sustainable Energy Rev.*, 2014, **38**, 594–608.
- 6 S. S. Toor, L. Rosendahl and A. Rudolf, *Energy*, 2011, **36**, 2328–2342.
- 7 P. R. Patwardhan, R. C. Brown and B. H. Shanks, *Chemsuschem*, 2011, **4**, 636–643.
- 8 D. M. Alonso, S. G. Wettstein and J. A. Dumesic, *Chem. Soc. Rev.*, 2012, **41**, 8075–8098.
- 9 J. Lehmann, *Front. Ecol. Environ.*, 2007, **5**, 381–387.
- 10 J. S. Cha, S. H. Park, S. C. Jung, C. Ryu, J. K. Jeon, M. C. Shin and Y. K. Park, *J. Ind. Eng. Chem.*, 2016, **40**, 1–15.
- 11 H. S. Kambo and A. Dutta, *Renewable Sustainable Energy Rev.*, 2015, **45**, 359–378.
- 12 J. Marousek, M. Vochozka, J. Plachy and J. Zak, *Clean Technol. Environ. Policy*, 2017, **19**, 311–317.
- 13 X. Tan, Y. Liu, Y. Gu, Y. Xu, G. Zeng, X. Hu, S. Liu, X. Wang, S. Liu and J. Li, *Bioresour. Technol.*, 2016, **212**, 318–333.
- 14 Y. Ding, Y. Liu, S. Liu, Z. Li, X. Tan, X. Huang, G. Zeng, L. Zhou and B. Zheng, *Agron. Sustainable Dev.*, 2016, **36**, 1–18.
- 15 S. Prapagdee, S. Piyatiratitivorakul and A. Petsom, *Asian J. Water, Environ. Pollut.*, 2016, **13**, 27–34.
- 16 M. Koltowski, B. Charmas, J. Skubiszewska-Zieba and P. Oleszczuk, *Ecotoxicol. Environ. Saf.*, 2017, **136**, 119–125.
- 17 J. M. V. Nabais, P. Nunes, P. J. M. Carrott, M. M. L. Ribeiro Carrott, A. M. García and M. A. Díaz-Díez, *Fuel Process. Technol.*, 2008, **89**, 262–268.
- 18 S. Yorgun, N. Vural and H. Demiral, *Microporous Mesoporous Mater.*, 2009, **122**, 189–194.
- 19 D. Angin, E. Altintig and T. E. Kose, *Bioresour. Technol.*, 2013, **148**, 542–549.
- 20 T. Z. Liu, B. Gao, J. N. Fang, B. Wang and X. D. Cao, *RSC Adv.*, 2016, **6**, 24314–24319.
- 21 X. H. Lu, J. He, R. Jing, P. P. Tao, R. F. Nie, D. Zhou and Q. H. Xia, *Sci. Rep.*, 2017, **7**, 2676.
- 22 M. Uchimiya, J. J. Pignatello, J. C. White, S. L. Hu and P. J. Ferreira, *Sci. Rep.*, 2017, **7**, 5027.
- 23 L. J. Konwar, J. Boro and D. Deka, *Renewable Sustainable Energy Rev.*, 2014, **29**, 546–564.
- 24 W. J. Liu, H. Jiang and H. Q. Yu, *Chem. Rev.*, 2015, **115**, 12251–12285.
- 25 J. Lee, K. H. Kim and E. E. Kwon, *Renewable Sustainable Energy Rev.*, 2017, **77**, 70–79.
- 26 S. Du, J. A. Valla and G. M. Bollas, *Green Chem.*, 2013, **15**, 3214–3229.
- 27 W. Boerjan, J. Ralph and M. Baucher, *Annu. Rev. Plant Biol.*, 2003, **54**, 519–546.



- 28 R. Vanholme, B. Demedts, K. Morreel, J. Ralph and W. Boerjan, *Plant Physiol.*, 2010, **153**, 895–905.
- 29 K. Qian, A. Kumar, H. Zhang, D. Bellmer and R. Huhnke, *Renewable Sustainable Energy Rev.*, 2015, **42**, 1055–1064.
- 30 A. Demirbaş, *Energy Convers. Manage.*, 2000, **41**, 633–646.
- 31 M. L. Poutsma, *J. Anal. Appl. Pyrolysis*, 2000, **54**, 5–35.
- 32 Y. C. Lin, J. Cho, G. A. Tompsett, P. R. Westmoreland and G. W. Huber, *J. Phys. Chem. C*, 2009, **113**, 20097–20107.
- 33 D. K. Shen, S. Gu and A. V. Bridgwater, *J. Anal. Appl. Pyrolysis*, 2010, **87**, 199–206.
- 34 Q. Liu, S. Wang, Y. Zheng, Z. Luo and K. Cen, *J. Anal. Appl. Pyrolysis*, 2008, **82**, 170–177.
- 35 Y. Zhang, S. Liu, X. Zheng, X. Wang, Y. Xu, H. Tang, F. Kang, Q.-H. Yang and J. Luo, *Adv. Funct. Mater.*, 2017, **27**, 1604687.
- 36 D. Kim, K. Lee and K. Y. Park, *J. Ind. Eng. Chem.*, 2016, **42**, 95–100.
- 37 H. P. Yang, R. Yan, H. P. Chen, D. H. Lee and C. G. Zheng, *Fuel*, 2007, **86**, 1781–1788.
- 38 Z. Wang, X. Wang, J. Jiang, Y. Fu and M. Qin, *Carbohydr. Polym.*, 2015, **126**, 185–191.
- 39 X. F. Cao, X. W. Peng, S. N. Sun, L. X. Zhong and R. C. Sun, *J. Agric. Food Chem.*, 2014, **62**, 12360–12365.
- 40 M. Sasaki, T. Adschiri and K. Arai, *Bioresour. Technol.*, 2003, **86**, 301–304.
- 41 S. Kang, X. Li, J. Fan and J. Chang, *Ind. Eng. Chem. Res.*, 2012, **51**, 9023–9031.
- 42 J. Ryu, Y. W. Suh, D. J. Suh and D. J. Ahn, *Carbon*, 2010, **48**, 1990–1998.
- 43 M. B. Ahmed, J. L. Zhou, H. H. Ngo, W. Guo and M. Chen, *Bioresour. Technol.*, 2016, **214**, 836–851.
- 44 J. Li, H. Zhang, X. Tang and H. Lu, *RSC Adv.*, 2016, **6**, 100352–100360.
- 45 U. Iriarte-Velasco, I. Sierra, L. Zudaire and J. L. Ayastuy, *Food Bioprod. Process.*, 2016, **98**, 341–353.
- 46 T. Shim, J. Yoo, C. Ryu, Y. K. Park and J. Jung, *Bioresour. Technol.*, 2015, **197**, 85–90.
- 47 H. Jin, S. Capareda, Z. Chang, J. Gao, Y. Xu and J. Zhang, *Bioresour. Technol.*, 2014, **169**, 622–629.
- 48 D. Jimenez-Cordero, F. Heras, N. Alonso-Morales, M. A. Gilarranz and J. J. Rodriguez, *Fuel Process. Technol.*, 2015, **139**, 42–48.
- 49 I. M. Lima, A. A. Boateng and K. T. Klasson, *J. Chem. Technol. Biotechnol.*, 2010, **85**, 1515–1521.
- 50 A. M. Dehkhoda, N. Ellis and E. Gyenge, *J. Appl. Electrochem.*, 2014, **44**, 141–157.
- 51 J. H. Park, Y. S. Ok, S. H. Kim, J. S. Cho, J. S. Heo, R. D. Delaune and D. C. Seo, *Environ. Geochem. Health*, 2015, **37**, 969–983.
- 52 R. Azargohar and A. K. Dalai, *Microporous Mesoporous Mater.*, 2008, **110**, 413–421.
- 53 M. Li, Y. Zheng, Y. X. Chen and X. F. Zhu, *Bioresour. Technol.*, 2014, **154**, 345–348.
- 54 Q.-Y. Liu, F. Yang, Z.-H. Liu and G. Li, *J. Ind. Eng. Chem.*, 2015, **26**, 46–54.
- 55 W.-J. Liu, K. Tian, H. Jiang and H.-Q. Yu, *Green Chem.*, 2014, **16**, 4198–4205.
- 56 A. Deng, Q. Lin, Y. Yan, H. Li, J. Ren, C. Liu and R. Sun, *Bioresour. Technol.*, 2016, **216**, 754–760.
- 57 Y. Y. Bai, L. P. Xiao and R. C. Sun, *Biomass Bioenergy*, 2015, **75**, 245–253.
- 58 X. Qi, Y. Lian, L. Yan and R. L. Smith, *Catal. Commun.*, 2014, **57**, 50–54.
- 59 S. Li, Z. Gu, B. E. Bjornson and A. Muthukumarappan, *J. Environ. Chem. Eng.*, 2013, **1**, 1174–1181.
- 60 R. Ormsby, J. R. Kastner and J. Miller, *Catal. Today*, 2012, **190**, 89–97.
- 61 C. Zhang, Z. Fu, B. Dai, S. Zen, Y. Liu, Q. Xu, S. R. Kirk and D. Yin, *Cellulose*, 2014, **21**, 1227–1237.
- 62 H. K. D. Nguyen, V. V. Pham and H. T. Do, *Catal. Lett.*, 2016, **146**, 2381–2391.
- 63 A. Bazargan, M. D. Kostić, O. S. Stamenković, V. B. Veljković and G. McKay, *Fuel*, 2015, **150**, 519–525.
- 64 Y. Richardson, J. Blin, G. Volle, J. Motuzas and A. Julbe, *Appl. Catal., A*, 2010, **382**, 220–230.
- 65 Y. Richardson, J. Motuzas, A. Julbe, G. Volle and J. Blin, *J. Phys. Chem. C*, 2013, **117**, 23812–23831.
- 66 W. J. Liu, H. Jiang, K. Tian, Y. W. Ding and H. Q. Yu, *Environ. Sci. Technol.*, 2013, **47**, 9397–9403.
- 67 D. Yao, Q. Hu, D. Wang, H. Yang, C. Wu, X. Wang and H. Chen, *Bioresour. Technol.*, 2016, **216**, 159–164.
- 68 J. R. Kastner, S. Mani and A. Juneja, *Fuel Process. Technol.*, 2015, **130**, 31–37.
- 69 F. Rodriguez-reinoso, *Carbon*, 1998, **36**, 159–175.
- 70 A. A. Rosatella, S. P. Simeonov, R. F. M. Frade and C. A. M. Afonso, *Green Chem.*, 2011, **13**, 754–793.
- 71 J. N. Chheda, Y. Roman-Leshkov and J. A. Dumesic, *Green Chem.*, 2007, **9**, 342–350.
- 72 C. Zhang, Z. Fu, Y. C. Liu, B. Dai, Y. Zou, X. Gong, Y. Wang, X. Deng, H. Wu, Q. Xu, K. R. Steven and D. Yin, *Green Chem.*, 2012, **14**, 1928–1934.
- 73 C. Zhang, Z. Fu, B. Dai, S. Zen, Y. Liu, Q. Xu, S. R. Kirk and D. Yin, *Ind. Eng. Chem. Res.*, 2013, **52**, 11537–11543.
- 74 Q. Liu, F. Yang, X. Sun, Z. Liu and G. Li, *J. Mater. Cycles Waste Manage.*, 2017, **19**, 134–143.
- 75 E. Sairanen, R. Karinen and J. Lehtonen, *Catal. Lett.*, 2014, **144**, 1839–1850.
- 76 C. Zhang, Z. Cheng, Z. Fu, Y. Liu, X. Yi, A. Zheng, S. R. Kirk and D. Yin, *Cellulose*, 2017, **24**, 95–106.
- 77 V. Choudhary, S. I. Sandler and D. G. Vlachos, *ACS Catal.*, 2012, **2**, 2022–2028.
- 78 M. Paul Abishek, J. Patel and A. Prem Rajan, *Biotechnol. Res. Int.*, 2014, **2014**, 8.
- 79 J. M. Rafi, A. Rajashekar, M. Srinivas, B. V. S. K. Rao, R. B. N. Prasad and N. Lingaiah, *RSC Adv.*, 2015, **5**, 44550–44556.
- 80 M. Di Serio, R. Tesser, L. Pengmei and E. Santacesaria, *Energy Fuels*, 2008, **22**, 207–217.
- 81 S. Wang, C. Zhao, R. Shan, Y. Wang and H. Yuan, *Energy Convers. Manage.*, 2017, **139**, 89–96.
- 82 J. Lee, J.-M. Jung, J.-I. Oh, Y. S. Ok, S.-R. Lee and E. E. Kwon, *Bioresour. Technol.*, 2017, **231**, 59–64.
- 83 J. R. Kastner, J. Miller, D. P. Geller, J. Locklin, L. H. Keith and T. Johnson, *Catal. Today*, 2012, **190**, 122–132.



- 84 M. E. Gonzalez, M. Cea, D. Reyes, L. Romero-Hermoso, P. Hidalgo, S. Meier, N. Benito and R. Navia, *Energy Convers. Manage.*, 2017, **137**, 165–173.
- 85 A. M. Dehkhoda and N. Ellis, *Catal. Today*, 2013, **207**, 86–92.
- 86 A. M. Dehkhoda, A. H. West and N. Ellis, *Appl. Catal., A*, 2010, **382**, 197–204.
- 87 J. T. Yu, A. M. Dehkhoda and N. Ellis, *Energy Fuels*, 2011, **25**, 337–344.
- 88 I. M. Lokman, U. Rashid and Y. H. Taufiq-Yap, *Chin. J. Chem. Eng.*, 2015, **23**, 1857–1864.
- 89 I. M. Lokman, U. Rashid, Y. H. Taufiq-Yap and R. Yunus, *Renewable Energy*, 2015, **81**, 347–354.
- 90 I. M. Lokman, U. Rashid and Y. H. Taufiq-Yap, *Arabian J. Chem.*, 2016, **9**, 179–189.
- 91 M. Li, D. Chen and X. Zhu, *Chin. J. Catal.*, 2013, **34**, 1674–1682.
- 92 T. Liu, Z. Li, W. Li, C. Shi and Y. Wang, *Bioresour. Technol.*, 2013, **133**, 618–621.
- 93 G. Chen and B. Fang, *Bioresour. Technol.*, 2011, **102**, 2635–2640.
- 94 T. Dong, D. F. Gao, C. Miao, X. C. Yu, C. Degan, M. Garcia-Perez, B. Rasco, S. S. Sablani and S. L. Chen, *Energy Convers. Manage.*, 2015, **105**, 1389–1396.
- 95 M. D. Kostic, A. Bazargan, O. S. Stamenkovic, V. B. Veljkovic and G. McKay, *Fuel*, 2016, **163**, 304–313.
- 96 S. H. Dhawane, T. Kumar and G. Halder, *Energy Convers. Manage.*, 2015, **100**, 277–287.
- 97 S. Dai, S. Wu, N. Duan, J. Chen, Z. Zheng and Z. Wang, *Biosens. Bioelectron.*, 2017, **91**, 538–544.
- 98 Q. Yan, C. Wan, J. Liu, J. Gao, F. Yu, J. Zhang and Z. Cai, *Green Chem.*, 2013, **15**, 1631–1640.
- 99 Y. Shen and K. Yoshikawa, *Ind. Eng. Chem. Res.*, 2014, **53**, 10929–10942.
- 100 H. Lei, S. Ren and J. Julson, *Energy Fuels*, 2009, **23**, 3254–3261.
- 101 S. Ren, H. Lei, L. Wang, Q. Bu, S. Chen and J. Wu, *RSC Adv.*, 2014, **4**, 10731–10737.

