



CrossMark
click for updates

Cite this: *Chem. Sci.*, 2015, 6, 170

Received 15th August 2014
Accepted 18th September 2014

DOI: 10.1039/c4sc02494j

www.rsc.org/chemicalscience

Enantioselective α -amination enabled by a BINAM-derived phase-transfer catalyst†

H. M. Nelson,‡ J. S. Patel,‡ H. P. Shunatona and F. D. Toste*

Chiral anion phase-transfer of aryldiazonium cations was utilized to achieve highly enantioselective α -amination of carbonyl compounds. A broad scope of indanone- and benzosuberone-derived substrates was amenable to this strategy. Critical to obtaining high levels of enantioselectivity was the use of BINAM-derived phosphoric acids. The utility of this transformation was demonstrated through facile conversion of diazene products to valuable α -amino acid derivatives.

Chiral amines are attractive targets for enantioselective methodology due to their prominent representation amongst bioactive molecules and chiral catalysts.¹ Particularly attractive are α -amino acids, which are utilized directly as building blocks for pharmaceuticals, natural products, agrochemicals, and as precursors for commonly employed chiral ligands.¹ Several methods exist that provide access to enantioenriched, protected amines.² The use of dialkyl azodicarboxylates as masked electrophilic nitrogen sources in auxiliary-directed,³ organocatalytic⁴ and transition metal catalyzed⁵ amination reactions is prevalent. These methodologies furnish highly enantioenriched hydrazines that can be converted to amines after multiple chemical operations.

We hypothesized that the use of aryldiazonium cations as electrophilic nitrogen sources within a chiral anion phase-transfer (CAPT) manifold could provide a complementary enantioselective amination method.⁶ In this scenario, chiral anion phase-transfer of an insoluble aryldiazonium cation would generate a soluble N-electrophilic, chiral diazonium ion pair. This species could react with nucleophilic carbonyl derivatives to provide enantioenriched α -diazenated compounds (Fig. 1a and b). Importantly, this methodology would complement established α -amination methodologies in several ways. Firstly, well-established methods for reductive cleavage of azo compounds such as **2** would provide facile access to unprotected α -amino acid derivatives (**3**).⁷ Secondly, straightforward preparation of complex aryldiazonium cations from readily available anilines would facilitate development of application-specific amination reagents with tunable reactivity.⁸ This manuscript details the successful execution of this

hypothesis through the first examples of catalytic, enantioselective α -amination using aryldiazonium cations. This advance is enabled by the preparation of BINAM-derived chiral phosphoric acids (BDPAs) that proved critical to obtaining high levels of enantioinduction.

As a model system, we were attracted to indanone-derived β -ketoesters due to their potential for elaboration into conformationally constrained tyrosine analogues (CCTAs) such as 5-hydroxy-2-aminoindan-2-carboxylic acid (Hai) (**4**),⁹ spirohydantoin-derived CGRP antagonists investigated for treatment of migraine headaches (**5**),¹⁰ and amino-indane natural products such as dihydroparfumidine¹¹ (**6**) (Fig. 1c). We initially found that exposure of β -ketoester **17** to TCyP (**7**), Na₃PO₄, and PhN₂BF₄ provided diazene **18** with excellent conversion, albeit with low enantioselectivity (Table 1).¹²

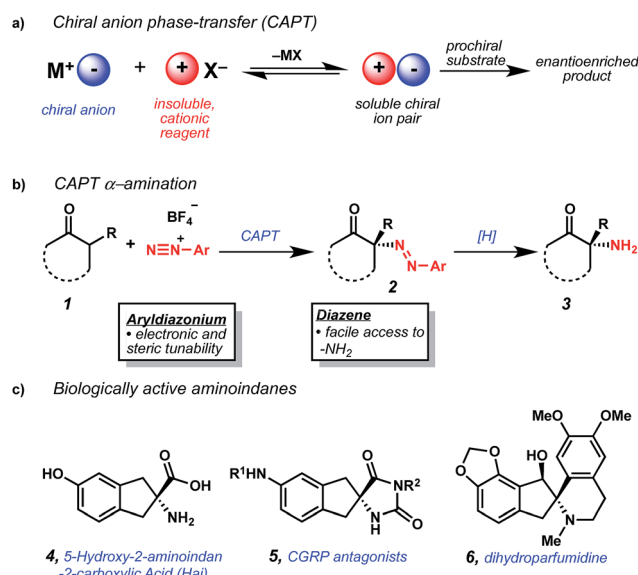


Fig. 1 (a) Chiral anion phase-transfer concept. (b) Application to α -amination. (c) Biologically active amino-indanone derivatives.

Department of Chemistry, University of California, Berkeley, California 94720, USA.
E-mail: fdtoste@berkeley.edu

† Electronic supplementary information (ESI) available: Procedures and characterization data. CCDC 1025135. For ESI and crystallographic data in CIF or other electronic format see DOI: 10.1039/c4sc02494j

‡ These authors contributed equally.



Table 1 Optimization^{a,b,c}

Commonly Utilized Chiral Phosphoric Acid Scaffolds:

7 R = H, Ar = 2,4,6-(Cy)₃C₆H₂
 8 R = H, Ar = 2,4,6-(i-Pr)₃C₆H₂
 9 R = C₆H₁₇, Ar = 2,4,6-(i-Pr)₃C₆H₄

10 Ar = 2,4,6-(i-Pr)₃C₆H₂
 11 Ar = 2,4,6-(Cy)₃C₆H₂

12 Ar = 2,4,6-(i-Pr)₃C₆H₂

BINAM-Derived Chiral Phosphoric Acids:

13 Ar = 3,5-(Me)₂C₆H₃
 14 Ar = 3,5-(OMe)₂C₆H₃
 15 Ar = 3,5-(Ph)₂C₆H₃
 16 Ar = 4-CF₃-C₆H₄

- Aryl moiety tunes phosphate electronics
- Improved hydrogen-bond acceptors relative to BINOL derivatives
- Stronger ionic character improves ion-pairing

Entry	Cat.	Solv.	Base	Conv. ^b (%)	ee ^c (%)
1	7	Hexanes	Na ₃ PO ₄	>95	9
2	8	Hexanes	Na ₃ PO ₄	>95	7
3	9	Hexanes	Na ₃ PO ₄	>95	0
4	10	Hexanes	Na ₃ PO ₄	>95	2
5	11	Hexanes	Na ₃ PO ₄	>95	7
6	12	Hexanes	Na ₃ PO ₄	>95	4
7	7	Hexanes	NaHCO ₃	>95	21
8	7	Hexanes	NaH ₂ PO ₄	>95	34
9	13	Hexanes	NaH ₂ PO ₄	>95	-7
10	14	Hexanes	NaH ₂ PO ₄	>95	4
11	15	Hexanes	NaH ₂ PO ₄	>95	5
12	16	Hexanes	NaH ₂ PO ₄	>95	87
13	16	2-MeTHF	NaH ₂ PO ₄	>95	10
14	16	Toluene	NaH ₂ PO ₄	>95	40
15	16	Cyclohexane	NaH ₂ PO ₄	>95	90

^a Conditions: 17 (1 equiv.), cat. (13–16) (5 mol%), base (6 equiv.), PhN₂BF₄ (1.2 equiv.), solvent (0.025 M), rt, 2–24 h. ^b Conversion based on consumption of starting material as determined by ¹H NMR. ^c Determined by chiral phase HPLC.

With this encouraging result in hand, a screen of CAPT catalysts and inorganic bases was undertaken (Table 1). Examination of the commonly employed chiral phosphate scaffolds did not identify a catalyst capable of providing improved enantioselectivity (entries 1–6); however, linear screening carried out with TCyP (7) proved fruitful, as use of weaker bases, such as NaH₂PO₄, increased enantioselectivity to 34% ee while maintaining excellent conversion (entry 7, 8).

Challenged by low levels of enantioselectivity using common chiral phosphate scaffolds, we undertook efforts to design novel CAPT catalysts. We were drawn to the BINAM-derived phosphoric acids (BDPAs, Table 1, 13–16) first prepared by Ishihara and coworkers,¹³ as they offer two potential improvements over BINOL-derived phosphates (7–11): first, we hypothesized that

the nitrogen lone pairs would improve hydrogen-bonding interactions with the substrates relative to traditional chiral phosphoric acid catalysts (7–12).¹⁴ Second, increased resonance donation from the nitrogens could improve ion-pairing with the diazonium cation. Furthermore, this catalyst system would be highly modular, allowing for variation of both the ionic character and the hydrogen-bonding strength *via* synthetic modulation of the N-aryl groups.¹⁵

A small library of BDPAs was prepared (13–16). Upon examination of these catalysts under our diazination conditions (Table 1, entries 9–12), we were pleased to find that electron-poor BDPA 16 provided the diazenated product (18) in excellent conversion and 87% ee (entry 12). Fine-tuning of solvent (entries 13–15) identified cyclohexane as optimal, yielding indanone 18 in 90% ee (entry 8).

Table 2 Substrate scope^{a,b,c,d}

19	20	21
91% yield, 81% ee	90% yield, 92% ee	89% yield, 77% ee
22	23	24
89% yield, 81% ee	88% yield, 89% ee	89% yield, 92% ee ^b
25	26	27
80% yield, 90% ee	87% yield, 87% ee	98% yield, 90% ee ^a
28	29	30
93% yield, 93% ee	91% yield, 93% ee	90% yield, 85% ee
31	32	
89% yield, 82% ee	86% yield, 82% ee	

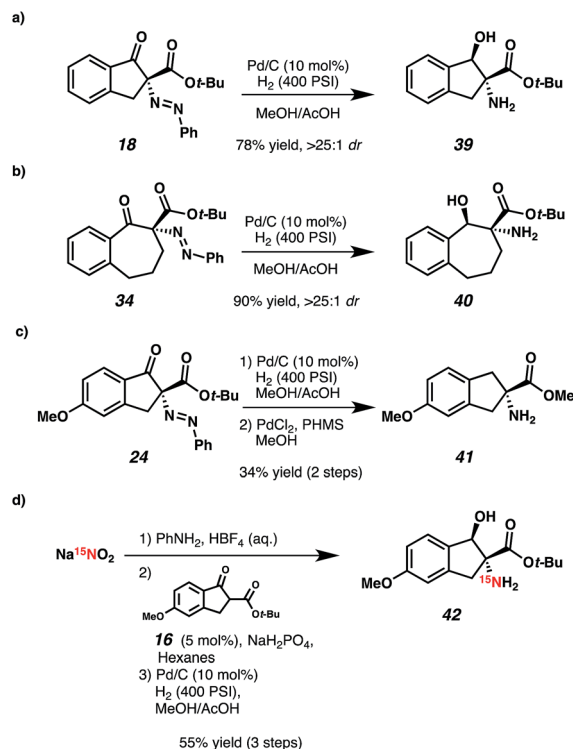
^a Conditions: nucleophile (1 equiv.), 16 (10 mol%), NaH₂PO₄ (6 equiv.), ArN₂BF₄ (1.2 equiv.), cyclohexane (0.025 M). ^b Conditions: nucleophile (1 equiv.), 17 (10 mol%), NaH₂PO₄ (6 equiv.), ArN₂BF₄ (1.2 equiv.), MTBE (0.025 M). ^c Isolated yield. ^d Enantiomeric excess determined by chiral phase HPLC.



With optimized reaction conditions in hand, we investigated the scope of this reactivity. Indanones with electron-rich (**20**, **21**, **24**, Table 2) and electron-poor (**19**, **22**, **23**) substitution at the -4, -5, and -6 positions provided their corresponding diazenes in good yields and enantioselectivities. Importantly, both protected phenol and halogenated derivatives (**20** and **22–24**) were competent under the reaction conditions, permitting derivatization of the reaction products. Additionally, substitution of the diazonium aryl group with electron-poor, as well as electron-rich, groups at *-ortho*, *-meta*, and *-para* position provided excellent yields and good to excellent enantioselectivities (Table 2, 25–32).

Additional ketone derivatives were amenable to CAPT diazination with slight modification of the reaction conditions (Scheme 1). Benzosuberone derivative **33** was a suitable nucleophile, affording diazene **34** in 96% ee and 78% yield. Use of β -ketoamide **35** provided diazene **36** in 90% ee and 91% yield. We were pleased to find that nonstabilized enamide **37** underwent enantioselective C–N bond formation, providing imine **38** in 80% ee and 59% yield.

We were pleased to find that hydrogenation of indanone **18** and benzosuberone **34** under standard conditions smoothly formed their respective β -hydroxy amino acid derivatives with excellent diastereoselectivity and without loss of enantioenrichment (Scheme 2, **39** and **40**). Additionally, compound **24** was reduced to protected CCTA **41**, a synthetic precursor of Hai (**4**) using standard heterogeneous Pd/C conditions followed by homogeneous reduction with polymethylhydrosiloxane (PHMS) and PdCl₂ (Scheme 2c).¹⁶ Importantly, enantioenriched compounds akin to amine **41** (Scheme 1c) have been previously prepared *via* classical resolution in 9 steps.^{9b} Furthermore, as CCTAs such as Hai (**4**) are utilized for study of protein conformation,⁹ we envisioned that ¹⁵N-labeling would be of great utility, and a powerful application of our methodology. Towards this end, isotopically enriched amino indanone **42** was prepared in a three-step sequence from inexpensive Na¹⁵NO₂. It is



Scheme 2 Applications of diazene products.

noteworthy that the use of an azodicarboxylate electrophile for this application would require two equivalents of isotopically enriched nitrogen.

Conclusions

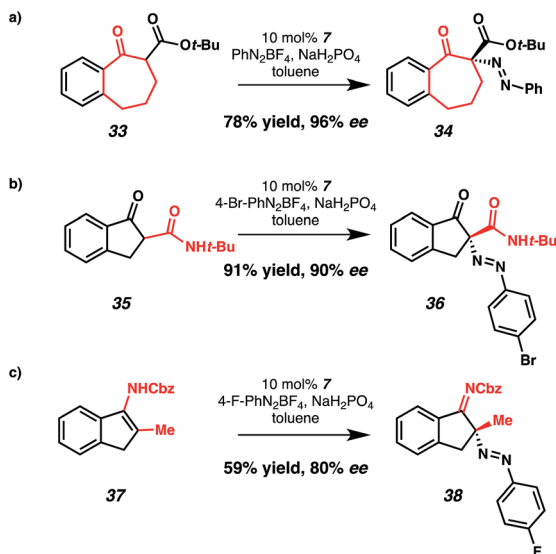
In closing, we have developed a method for the enantioselective α -diazination of enolate derivatives. This work was enabled by the development of novel BDPAs. The presented methodology possesses a broad scope, allowing for diazination of diverse nucleophiles. As an application of our methodology, several diazenes were directly reduced to provide amino acid derivatives. Furthermore, facile ¹⁵N-labeling was demonstrated through preparation of protected amino acid **42**.

Acknowledgements

We gratefully acknowledge NIHGMS (R01 GM104534) for financial support. H.M.N. would like to acknowledge the UNCF and Merck for generous funding. We would also like to thank Dr Matthew Winston for useful discussion regarding ¹⁵N labeling and acknowledge the College of Chemistry ChEXray (NIH Shared Instrumentation Grant S10-RR027172) and Antonio DiPasquale for X-ray crystallographic data.

Notes and references

- (a) T. C. Nugent, *Chiral amine synthesis: methods, developments and applications*, John Wiley & Sons, 2011; (b) M. T. Reetz, *Angew. Chem., Int. Ed.*, 1991, **30**, 1531–1546.



Scheme 1 Diazination of additional substrates.



- 2 (a) E. Erdik, *Tetrahedron*, 2004, **60**, 8747–8782; (b) C. Najera and J. Sansano, *Chem. Rev.*, 2007, **107**, 4584–4671; (c) J. M. Janey, *Angew. Chem., Int. Ed.*, 2005, **44**, 4292–4300.
- 3 (a) L. A. Trimble and J. C. Vederas, *J. Am. Chem. Soc.*, 1986, **108**, 6397–6399; (b) C. Gennari, L. Colombo and G. Bertolini, *J. Am. Chem. Soc.*, 1986, **108**, 6394–6395; (c) D. A. Evans, T. C. Britton, R. L. Dorow and J. F. Dellaria, *Tetrahedron*, 1988, **44**, 5525–5540; (d) D. A. Evans, T. C. Britton, R. L. Dorow and J. F. Dellaria, *J. Am. Chem. Soc.*, 1986, **108**, 6395–6397.
- 4 (a) A. Bøgevig, K. Juhl, N. Kumaragurubaran, W. Zhuang and K. A. Jørgensen, *Angew. Chem., Int. Ed.*, 2002, **41**, 1790–1793; (b) B. List, *J. Am. Chem. Soc.*, 2002, **124**, 5656–5657; (c) H. Konishi, T. Y. Lam, J. P. Malerich and V. H. Rawal, *Org. Lett.*, 2010, **12**, 2028–2031; (d) M. Terada, M. Nakano and H. Ube, *J. Am. Chem. Soc.*, 2006, **128**, 16044–16045; (e) R. He, X. Wang, T. Hashimoto and K. Maruoka, *Angew. Chem., Int. Ed.*, 2008, **47**, 9466–9468; (f) C. L. Zhu, F. G. Zhang, W. Meng, J. Nie, D. Cahard and J. A. Ma, *Angew. Chem., Int. Ed.*, 2011, **50**, 5869–5872; (g) D. G. Blackmond, A. Moran, M. Hughes and A. Armstrong, *J. Am. Chem. Soc.*, 2010, **132**, 7598–7599; (h) C. Liu, Q. Zhu, K. W. Huang and Y. Lu, *Org. Lett.*, 2011, **13**, 2638–2641; (i) T. Y. Liu, H. L. Cui, Y. Zhang, K. Jiang, W. Du, Z. Q. He and Y. C. Chen, *Org. Lett.*, 2007, **9**, 3671–3674.
- 5 (a) D. A. Evans and S. G. Nelson, *J. Am. Chem. Soc.*, 1997, **119**, 6452–6453; (b) G. Cecere, C. M. König, J. L. Alleva and D. W. C. MacMillan, *J. Am. Chem. Soc.*, 2013, **135**, 11521–11524; (c) K. Juhl and K. A. Jørgensen, *J. Am. Chem. Soc.*, 2002, **124**, 2420–2421; (d) T. Mashiko, N. Kumagai and M. Shibasaki, *J. Am. Chem. Soc.*, 2009, **131**, 14990–14999.
- 6 (a) H. M. Nelson, S. H. Reisberg, H. P. Shunatona, J. S. Patel and F. D. Toste, *Angew. Chem., Int. Ed.*, 2014, **53**, 5600–5603; (b) R. J. Phipps, G. L. Hamilton and F. D. Toste, *Nat. Chem.*, 2012, **4**, 603–614.
- 7 H. M. Pinheiro, E. Touraud and O. Thomas, *Dyes Pigm.*, 2004, **61**, 121–139.
- 8 (a) A. Roglans, A. Pla-Quintana and M. Moreno-Manas, *Chem. Rev.*, 2006, **106**, 4622–4643; (b) H. Bonin, E. Fouquet and F.-X. Felpin, *Adv. Synth. Catal.*, 2011, **353**, 3063–3084.
- 9 (a) R. M. Pinder, B. H. Butcher, D. A. Buxton and D. J. Howells, *J. Med. Chem.*, 1971, **14**, 892–893; (b) F. N. Murigi, G. S. Nichol and E. A. Mash, *J. Org. Chem.*, 2010, **75**, 1293–1296; (c) H. I. Mosberg, A. L. Lomize, C. Wang, H. Kroona, D. L. Heyl, K. Sobczyk-Kojiro, W. Ma, C. Mousigian and F. Porreca, *J. Med. Chem.*, 1994, **37**, 4371–4383; (d) T. Deeks, P. A. Crooks and R. D. Waigh, *J. Med. Chem.*, 1983, **26**, 762–765; (e) M. T. Cox, Opiate Receptor Antagonists, *US Pat.*, 4464358 A, 7 August 1984.
- 10 (a) M. R. Wood, K. M. Schirripa, J. J. Kim, R. A. Bednar, J. F. Fay, J. G. Bruno, E. L. Moore, S. D. Mosser, S. Roller, C. A. Salvatore, J. P. Vacca and H. G. Selnick, *Bioorg. Med. Chem. Lett.*, 2010, **20**, 6827–6830; (b) C. A. Stump, I. M. Bell, R. A. Bednar, J. F. Fay, S. N. Gallicchio, J. C. Hershey, R. Jelley, C. Kreatsoulas, E. L. Moore, S. D. Mosser, A. G. Quigley, S. A. Roller, C. A. Salvatore, S. S. Sharik, C. R. Theberge, C. B. Zartman, S. A. Kane, S. L. Graham, H. G. Selnick, J. P. Vacca and T. M. Williams, *Bioorg. Med. Chem. Lett.*, 2010, **20**, 2572–2576; (c) I. M. Bell and H. G. Selnick, Monocyclic Amide CGRP Receptor Antagonists, *US Pat.*, 172,205, 14 July 2011.
- 11 Z. H. Mardirossian, H. G. Kiryakovt, J. P. Ruder and D. B. MacLean, *Phytochemistry*, 1983, **22**, 759–761.
- 12 The connectivity and absolute stereochemistry of **18** was confirmed by X-ray crystallography. See the ESI† for diffraction data.
- 13 (a) M. Hatano, T. Ikeno, T. Matsumura, S. Torii and K. Ishihara, *Adv. Synth. Catal.*, 2008, **350**, 1776–1780; (b) M. Terada, K. Sorimachi and F. Uraguchi, *Synlett*, 2006, **1**, 133–136.
- 14 Hydrogen-bonding of chiral anion phase-transfer catalysts to substrates has been invoked in several transition state models, see: (a) X. Yang, R. J. Phipps and F. D. Toste, *J. Am. Chem. Soc.*, 2014, **136**, 5225–5228; (b) R. J. Phipps and F. D. Toste, *J. Am. Chem. Soc.*, 2013, **135**, 1268–1271; (c) J. Wu, Y.-M. Wang, A. Drljevic, V. Rauniyar, R. J. Phipps and F. D. Toste, *Proc. Natl. Acad. Sci. U. S. A.*, 2013, **110**, 13729–13733.
- 15 See the ESI† for the syntheses of BDPAs.
- 16 H. Wang, L. Li, X.-F. Bai, J.-Y. Shang, K.-F. Yang and L.-W. Xu, *Adv. Synth. Catal.*, 2013, **355**, 341–347.

