

# ORGANIC CHEMISTRY

FRONTIERS



CHINESE  
CHEMICAL  
SOCIETY



ROYAL SOCIETY  
OF CHEMISTRY

[rsc.li/frontiers-organic](https://rsc.li/frontiers-organic)

## RESEARCH ARTICLE

View Article Online  
View Journal | View IssueCite this: *Org. Chem. Front.*, 2025, 12, 14**S-Alkylation of sulfinamides with Zn-carbenoids: expanding stereoselective sulfoximine synthesis beyond NH derivatives†**Glebs Jersovs,<sup>id</sup> a,b Dzonatans Melgalvis,<sup>a,b</sup> Artis Kinens,<sup>id</sup> a,b Pavel A. Donets<sup>a</sup> and Edgars Suna<sup>id</sup> \*a,b

Sulfoximines are experiencing steadily increasing use in the development of pharmaceuticals and agrochemicals. Although recently a number of synthetic methods to access this versatile motif have been disclosed, only *NH*-sulfoximines have been considered as the ultimate targets. Here, we report an approach toward enantiopure *N*-substituted sulfoximines *via* direct stereoretentive *S*-alkylation of parent sulfinamides with zinc carbenoids. Mechanistically, a carbon–sulfur bond is formed in the course of 1,2-metal-late rearrangement featuring an unusual migration of the *S*-atom in the transient zincate complex. The approach accommodates a large variety of differently substituted sulfinamides and features excellent functional group compatibility.

Received 14th October 2024,  
Accepted 12th November 2024

DOI: 10.1039/d4qo01931h

rsc.li/frontiers-organic

**Introduction**

Owing to their chemical stability and ease of synthesis, sulfonamides and sulfones are widely employed motifs in drug discovery, agrochemistry and materials science. Closely structurally related sulfoximines retain the beneficial properties of sulfonamides and sulfones while offering the additional advantage of three diversity vectors combined with a configurationally stable sulfur stereocentre. The enriched structural variability allows accessing 3D chemical space and renders sulfoximines particularly suitable for modular molecular design that is difficult to achieve with sulfonamides and sulfones.

Not surprisingly, sulfoximines have recently<sup>1</sup> gained recognition in asymmetric synthesis,<sup>2</sup> the development of insecticides<sup>3</sup> and small-molecule drug discovery<sup>4</sup> (Fig. 1). In the latter field, however, all recent clinical candidates exclusively feature *NH*-structures and the full substitution potential of the sulfoximine motif remains underutilized. On the other hand, a study conducted at Bayer demonstrated that *N*-alkylated sulfoximines indeed show promise<sup>5</sup> in terms of favorable physicochemical and pharmacokinetic properties. Thus, cyclo-ronicielib features improved permeability,

reduced efflux and lipophilicity while displaying potency, metabolic stability and solubility comparable to those of ronicielib (Fig. 1).

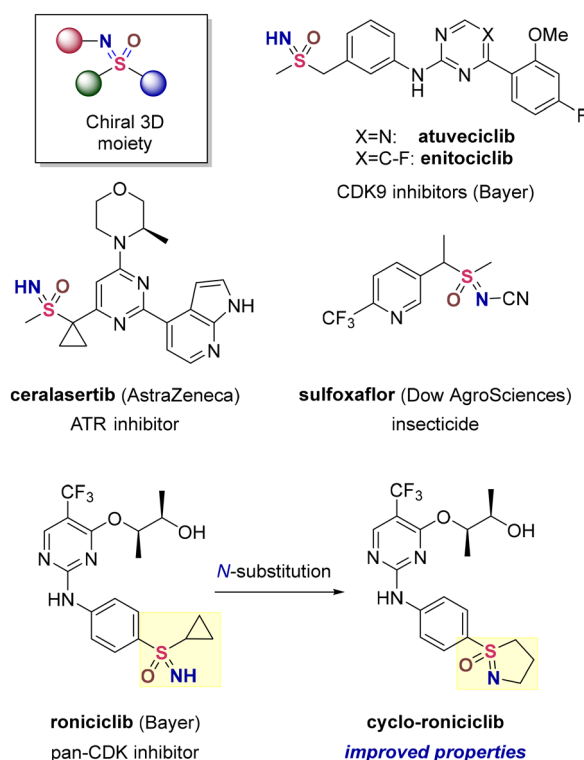


Fig. 1 Bioactive sulfoximines.

<sup>a</sup>Latvian Institute of Organic Synthesis, Aizkraukles 21, LV-1006 Riga, Latvia.

E-mail: edgars@osi.lv

<sup>b</sup>Faculty of Medicine and Life Sciences, Department of Chemistry, University of Latvia, Jelgavas 1, Riga LV-1004, Latvia† Electronic supplementary information (ESI) available. CCDC 2374035–2374039. For ESI and crystallographic data in CIF or other electronic format see DOI: <https://doi.org/10.1039/d4qo01931h>

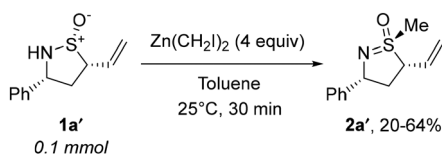


Herein, we report the development of a general approach for chemo- and stereospecific *S*-alkylation of various *N*-substituted sulfinamides with Zn-carbenoids (Scheme 1E). Control experiments and DFT calculations provide strong evidence that the *S*-selective alkylation proceeds through stereospecific 1,2-metallate rearrangement. Overall, the developed modular synthesis of *tri*-substituted sulfoximines allows for the reliable introduction of a broad range of *N*-substituents and tolerates a wide range of functional groups.

## Results and discussion

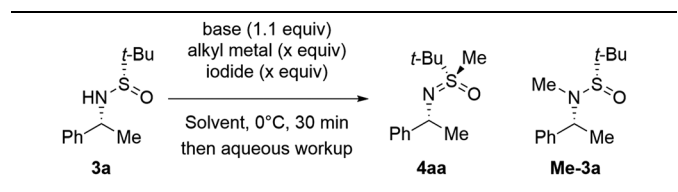
In 2022, we accidentally discovered<sup>17</sup> that the treatment of sulfinamide **1a'** with excess diethylzinc and diiodomethane delivers sulfoximine **2a'** rather than the anticipated cyclopropanation (Scheme 2). While *S*-alkylation of thioethers with Zn-carbenoids is precedented,<sup>18</sup> comparable reactivity of sulfinamides has been reported only once by Zercher *et al.* and was primarily regarded as a synthetic obstacle.<sup>19</sup>

Unfortunately, the depicted transformation of **1a'** suffered from reproducibility issues. Consequently, we undertook comprehensive optimization of conditions<sup>20</sup> using simplified *tert*-butyl sulfinamide **3a** as a model substrate (Table 1). When



**Scheme 2** Serendipitous discovery.

**Table 1** Selected experiments for the optimization of reaction conditions<sup>a</sup>



Entry	Base	Carbenoid formation			Yield <sup>b</sup> , %		
		Metal alkyl	Iodide	x	<b>3a</b>	<b>4aa</b>	<b>Me-3a</b>
1	—	ZnEt <sub>2</sub>	CH <sub>2</sub> I <sub>2</sub>	2.5	100	—	—
2	LiHMDS	ZnEt <sub>2</sub>	CH <sub>2</sub> I <sub>2</sub> <sup>c</sup>	2.5	3	86	—
3	<i>n</i> -BuLi	ZnEt <sub>2</sub>	CH <sub>2</sub> I <sub>2</sub>	2.5	4	82	—
4	NaHMDS	ZnEt <sub>2</sub>	CH <sub>2</sub> I <sub>2</sub>	2.5	15	74	—
5	KHMDS	ZnEt <sub>2</sub>	CH <sub>2</sub> I <sub>2</sub>	2.5	8	75	—
6	LiHMDS	ZnEt <sub>2</sub>	MeI	2.5	5	—	89
7	LiHMDS	—	MeI	2.5	—	—	95
8	LiHMDS	ZnEt <sub>2</sub>	CH <sub>2</sub> I <sub>2</sub>	1.2	0	95	—

<sup>a</sup>Sulfinamide **3a** (0.1 mmol) was deprotonated using a base (0.11 mmol) in THF (1 mL) for 15 min at 0 °C and then sequentially treated with an alkyl metal and alkyl iodide. <sup>b</sup><sup>1</sup>H NMR yield was measured against mesitylene as an internal standard. <sup>c</sup>No reaction with CH<sub>2</sub>Br<sub>2</sub> instead of CH<sub>2</sub>I<sub>2</sub> (see ref. 20).

sequentially treated with excess diethylzinc and diiodomethane, **3a** failed to react and was quantitatively recovered. Gratifyingly, increasing the nucleophilicity of **3a** by deprotonation restored the reactivity and *S*-methylated derivative **4aa** was obtained in high yield. Irrespective of the nature of the base employed (entries 2 vs. 3), the Li-salt of **3a** afforded the best results in terms of both conversion and yield (entries 2, 4 and 5). Importantly, the treatment of lithiated **3a** with MeI produced *N*-methylation product **Me-3a** exclusively irrespective of the presence or absence of ZnEt<sub>2</sub> (entries 6 and 7). The determined optimal reagent system was efficient enough to conduct the transformation under slightly over-stoichiometric conditions additionally boosting the yield of **4aa** (entry 8).

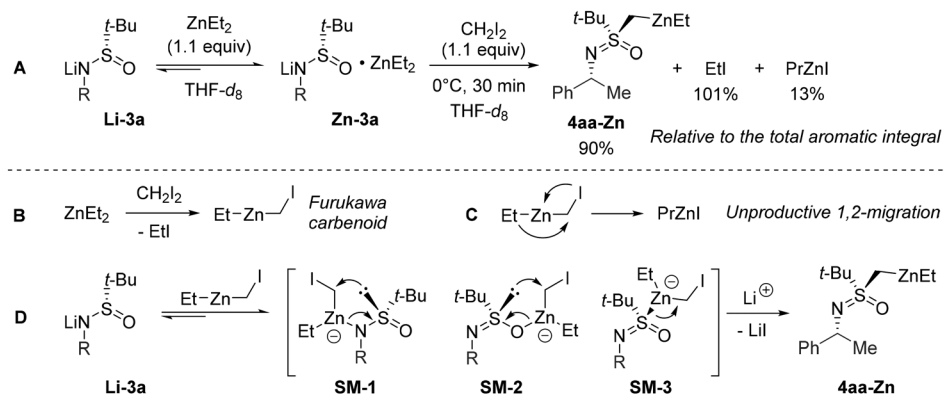
To gain insight into the mechanistic aspects of the transformation, we performed a brief NMR investigation using a nearly stoichiometric variant of the identified conditions (Scheme 3A). To begin with it was established that separately prepared lithium salt **Li-3a** does not interact with CH<sub>2</sub>I<sub>2</sub>. However, the treatment of **Li-3a** with ZnEt<sub>2</sub> results in the reversible formation of a 1 : 1 zincate complex **Zn-3a**.

Due to the known<sup>21</sup> dynamic nature of ZnEt<sub>2</sub> complexation, we were unable to determine the exact binding mode of the Zn-atom in **Zn-3a** using NMR spectroscopy. On the other hand, attempts to crystallize **Zn-3a** resulted only in the formation of **Li-3a** crystals.<sup>22</sup> Nonetheless, upon the addition of CH<sub>2</sub>I<sub>2</sub> to **Zn-3a**, a rapid reaction occurred. The obtained mixture contained the expected amount of EtI corresponding to quantitative I-Zn exchange leading to the formation of the Furukawa carbenoid (Scheme 3B). Next, the minor amount of PrZnI detected matched the decomposition of the excess of the formed carbenoid (Scheme 3C). The respective 1,2-metallate rearrangement is recognized as the major cause of instability in related species in coordinating media.<sup>23</sup> Finally, the major product resulting from **Li-3a** was determined to be dialkylzinc **4aa-Zn**.

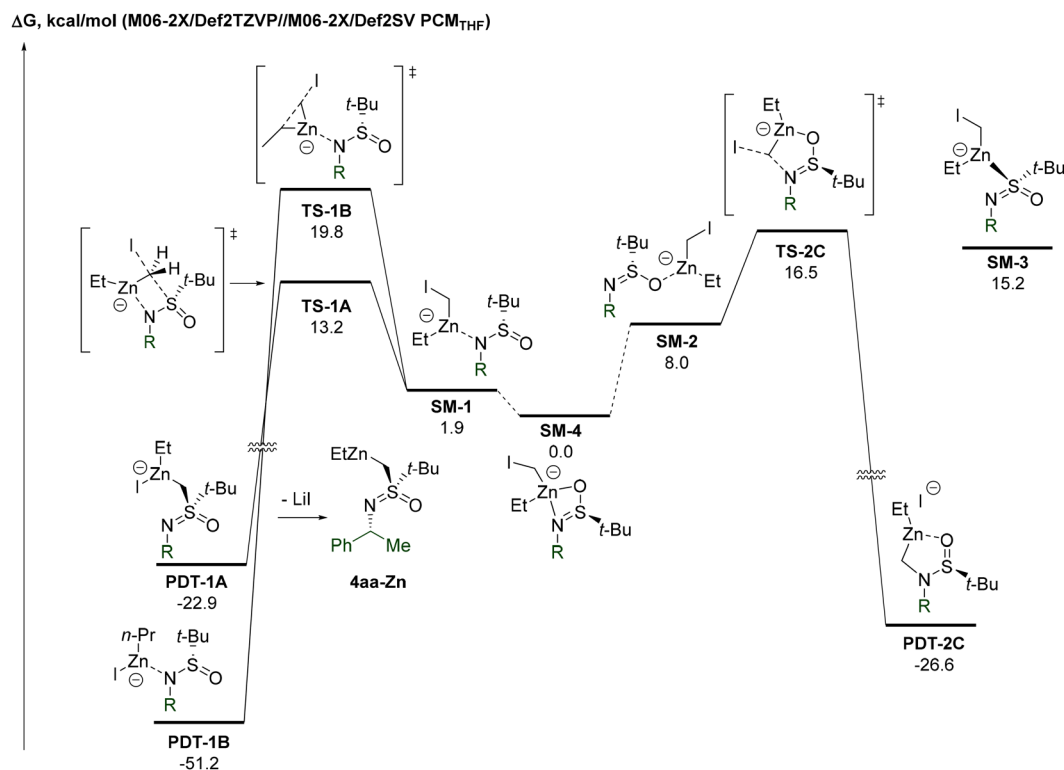
The combined results of the NMR experiment and the optimization study allowed us to formulate a mechanistic hypothesis. Once formed in the reaction mixture, the Furukawa carbenoid will either undergo an irreversible 1,2-metallate rearrangement or engage in rapid complexation with **Li-3a** similarly to ZnEt<sub>2</sub> (Scheme 3C vs. 3D). The latter scenario should give rise to transient zincates **SM-1-3** analogous to **Zn-3a**. Irrespective of the realized Zn-binding mode<sup>24</sup> in **SM-1-3**, the anionic character of the ensuing 1,2-rearrangement renders<sup>21a</sup> the formation of **4aa-Zn** faster compared to the unproductive decomposition pathway (Scheme 3C). On the other hand, the migratory aptitude of the S-atom in **SM-1-3** apparently must exceed that of the Et substituent. We cannot rule out the possibility that I-Zn exchange may occur directly between the zincate **Zn-3a** and CH<sub>2</sub>I<sub>2</sub>; however, the same zincates **SM-1-3** would arise in this case.

To gain a deeper insight into the mechanism of the transformation, a computational study at the DFT level was performed.<sup>25</sup> Analysis of possible zincate complexes between **Li-3a** and the Furukawa carbenoid identified the *N,O*-bound adduct **SM-4** as the most thermodynamically stable configuration





Scheme 3 NMR experiment and mechanistic hypothesis.

Fig. 2 The most kinetically favored transitions of the  $\text{EtZnCH}_2\text{I-Li-3a}$  complex.

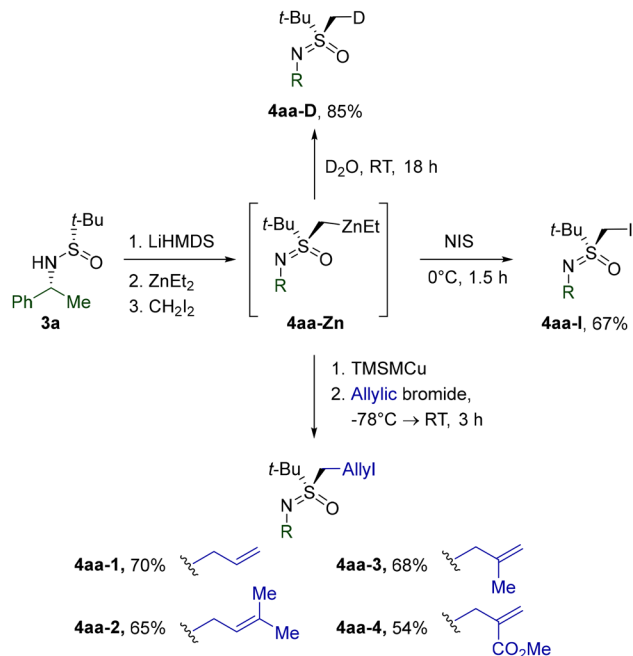
(Fig. 2). In view of the minimal ( $<0.5 \text{ kcal mol}^{-1}$ ) energy difference between the two diastereomers of **SM-4**, it is represented by a single structure.

*N*-Bound **SM-1** was determined to be the second most populated isomer, whereas *O*- and *S*-bound **SM-2** and **SM-3** are far less energetically favored. Four-membered **TS-1A**, which ultimately leads to the observed product **4aa-Zn** via **PDT-1A**, possesses the lowest energy ( $13.2 \text{ kcal mol}^{-1}$ ) of all calculated transition states. The incorporation of an explicit Zn-bound THF molecule in **SM-1** and **TS-1A** results in only a minor decrease ( $9.9$  vs.  $11.3 \text{ kcal mol}^{-1}$ ) in the respective energy gap. Therefore, we assume that the omission of Zn-bound THF

should not have a decisive impact on the overall calculated profile of the potential energy surface. The second lowest energy transition corresponds to the formation of *N*-alkylated **PDT-2C** via **TS-2C**, which is  $3.3 \text{ kcal mol}^{-1}$  higher compared to the observed *S*-alkylation **TS-1A**. Possible competitive Et-migration stands third in the order of increase in transition state energy. The corresponding **TS-1B** exceeds **TS-1A** by  $6.6 \text{ kcal mol}^{-1}$ . Thus, the computational study indeed confirms a significant kinetic preference for the observed *S*-atom migration.

The synthetic utility of dialkylzinc intermediate **4aa-Zn** was probed through a series of experiments (Scheme 4). Thus, deu-



Scheme 4 Synthetic utility of dialkylzinc intermediate **4aa-Zn**.

teration and iodination expectedly afforded the corresponding **4aa-D** and **4aa-I**. Moreover, transmetalation to [(trimethylsilyl)methyl]copper afforded mixed cuprates,<sup>26</sup> which smoothly

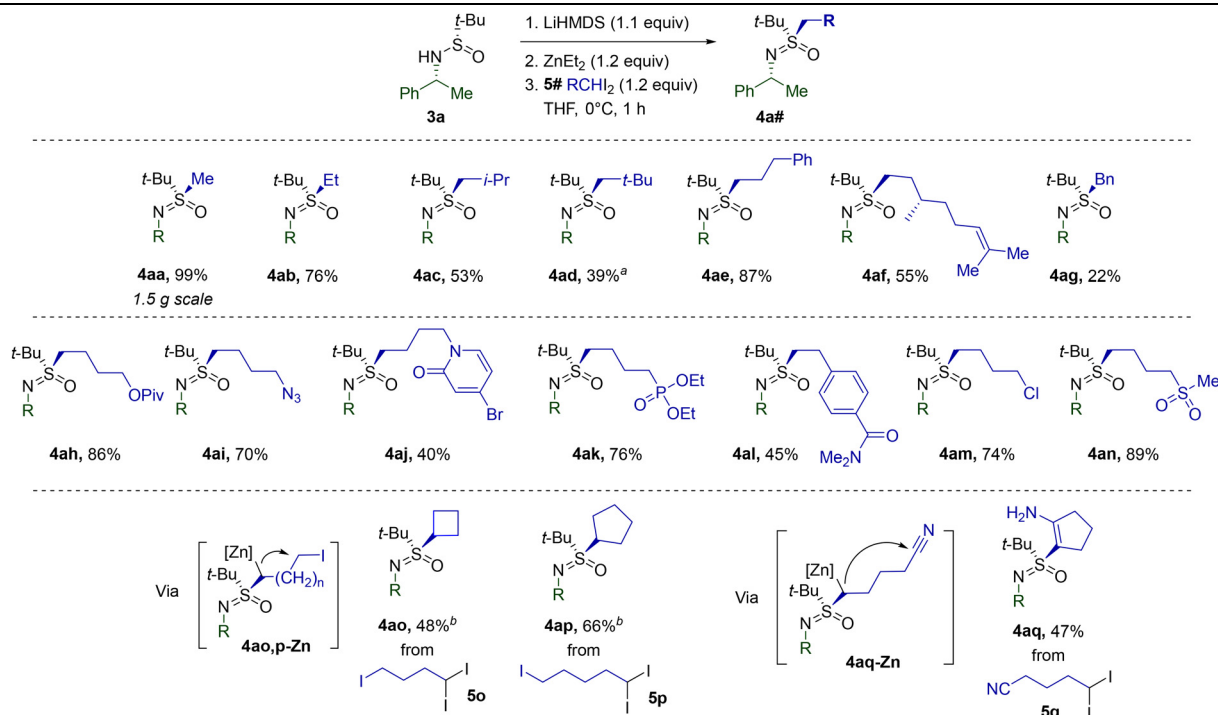
delivered homoallylic derivatives **4aa-1-4** via coupling with the respective allylic bromides.

Next, we set out to explore the scope of the discovered sulfonamide alkylation with respect to geminal diiodides (Table 2). To begin with, the reliability of *S*-methylation with  $\text{CH}_2\text{I}_2$  (**5a**) was confirmed in a scaled-up synthesis of **4aa**. Gratifyingly, non-functionalized  $\text{CH}_2\text{I}_2$  homologues **5b-g** also readily engaged in the reaction. Steric crowding around the gem-diodo carbon definitely suppressed the alkylation, as exemplified by the decreased yield of neopentyl **4ad**. Despite the presence of a double bond favorably aligned for intramolecular cyclopropanation,<sup>27</sup> **5f** afforded the expected sulfoximine **4af**. The low yield of **4ag** most probably arises from the acute susceptibility of the **5g**-derived benzylic carbenoid toward unproductive 1,2-metalate rearrangement.

The merits of the current methodology were most vividly revealed in reactions of **3a** with functionalized diiodides **5h-n**. The low basicity and nucleophilicity of the employed organozinc species allow for the introduction of a variety of functional groups. Additionally, the diiodides **5o-q** were found to react in a cascade manner via the dialkylzinc intermediates. While the corresponding **4ao-Zn** and **4ap-Zn** undergo intramolecular alkylation delivering alicyclic **4ao** and **4ap**, **4aq-Zn** engages in Blaise-type cyclization to **4aq**.

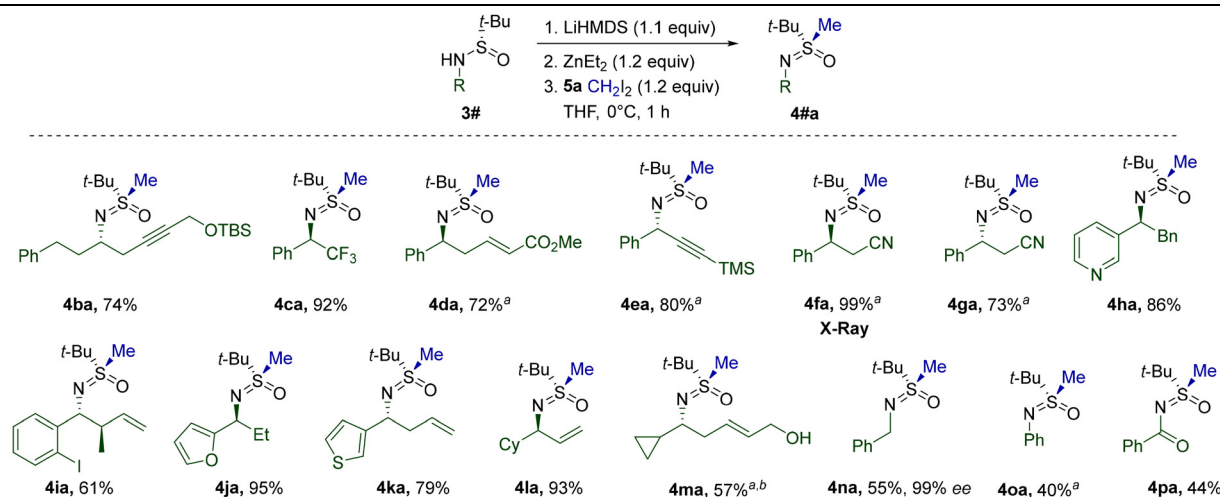
The high compatibility of the transformation with functional groups was further exploited during the investigation of possible patterns of  $\alpha$ -*N*-substitution (Table 3). Sulfonamides **3b-p** were prepared using Ellman's auxiliary and methylated

Table 2 Scope of geminal diiodides



<sup>a</sup> The reaction was performed at 25 °C. <sup>b</sup> In the presence of LiBr (10 equiv.) over 16 h at 25 °C.



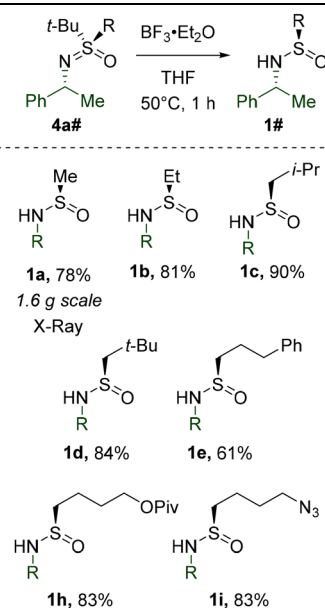
Table 3 Scope of  $\alpha$ -*N*-substituents

<sup>a</sup> Performed at  $-30^\circ\text{C}$  for 16 h. <sup>b</sup> LiHMDS (2.2 equiv.) and ZnEt<sub>2</sub>/CH<sub>2</sub>I<sub>2</sub> (2.5 equiv.).

analogously to **3a**. In most cases, the optimized conditions performed adequately without the need for additional modifications. However, a lower reaction temperature was found to be beneficial for several substrates in view of the limited stability of the corresponding Li-salts at  $0^\circ\text{C}$ . The presence of a hydroxyl group in **3m** was successfully mitigated by higher loading of reagents. The configuration of the  $\alpha$ -*N*-stereocenter apparently does not play a critical role in reaction performance, since both **4fa** and **4ga** were isolated with high yields. Moreover, the crystal structure obtained for **4fa** unambiguously confirmed the stereoretentive character of the alkylation. Primary alkyl groups at the *N*-atom of the starting sulfinamides are also tolerated, as evidenced by the reaction of **3n**. Notably, the corresponding **4na** was formed without any loss of enantiopurity. Less nucleophilic *N*-arylated **3o** and *N*-acylated **3p** displayed a noticeable drop in reactivity, whereas a number of sulfinamides<sup>28</sup> encumbered with tertiary *N*-alkyl substituents failed to deliver the expected products. In agreement with the computational analysis, the latter result suggests that the formation of *N*-bound zincate **SM-1** (Fig. 2) is pivotal for successful *S*-alkylation.

Having investigated the reactivity of *S*-*tert*-Bu-sulfinamides, we turned our attention to substrates with other substituents at the *S*-atom. To this end, a number of corresponding derivatives were prepared by literature known<sup>29</sup> *t*-Bu-cleavage (Table 4). The stereoretentive character of this transformation was confirmed by X-ray crystallography of **1a**.

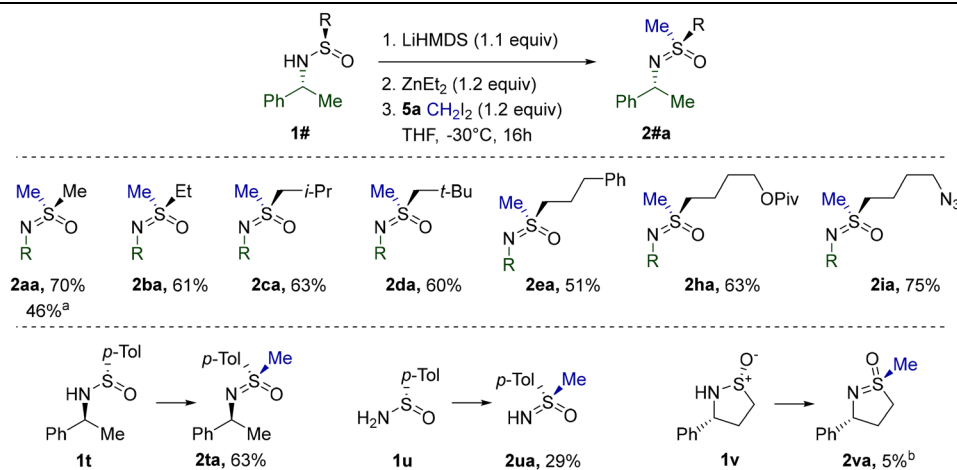
As before, *S*-methylation of the obtained substrates was performed first. The simplest Me-sulfinamide in the series, **1a**, was found to be moderately reactive toward the CH<sub>2</sub>I<sub>2</sub> derived Furukawa reagent under standard conditions at  $0^\circ\text{C}$  (Table 5). Apparently at this temperature, the rate of carbenoid decomposition is comparable with the rate of the requisite methylation. However, at  $-30^\circ\text{C}$  the stability of the carbenoid is improved sufficiently in order to participate predominantly in a pro-

Table 4 Deprotection of *tert*-butyl sulfinamides

ductive interaction with **1a**. Therefore, homologues **1b–e**, **h**, and **i** were methylated at  $-30^\circ\text{C}$  and the corresponding sulfoximines were isolated in good yields. Additionally, the reaction was determined not to be limited to *S*-alkyl substrates, since *S*-arylated **1t**, derived from Davis' sulfinamide **1u**, performed equally well. However, the problematic methylation of **1u** and the exceedingly low reactivity of cyclic sulfinamide **1v** clearly denoted the restraints of the standard reagent system.

Our focus then shifted to *S*-alkylation with other substituted diiodides. Using the ethylation of sulfinamide **1a** as a model reaction, we evaluated<sup>30</sup> the efficacy of several diorganozinc reagents. While ZnEt<sub>2</sub> still delivered the ethylsulfoximine



Table 5 Methylation of non-*t*-Bu-sulfinamides

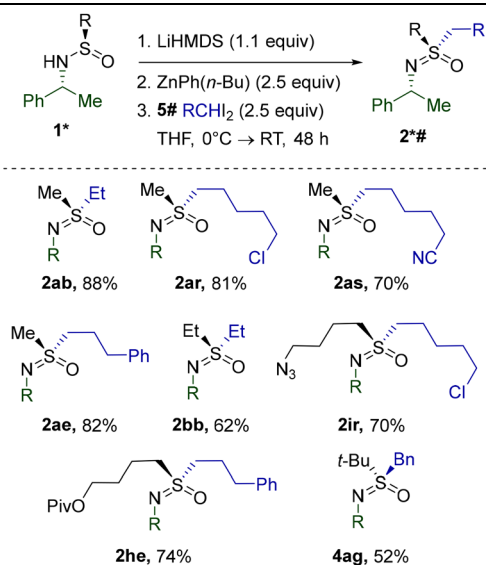
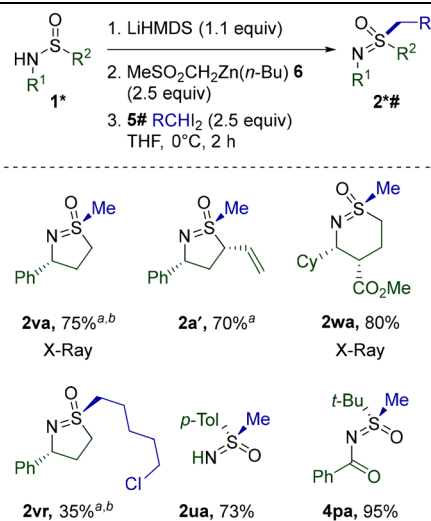
<sup>a</sup> Performed at 0 °C. <sup>b</sup> <sup>1</sup>H NMR yield was measured against mesitylene as an internal standard.

**2ab** in a fair yield, significant improvement was achieved using the unsymmetrical diorganozinc reagent ZnPh(*n*-Bu). As confirmed by a separate investigation,<sup>31</sup> ZnPh(*n*-Bu) combined the high reactivity of Zn-alkyls in I-Zn exchange with the low propensity of the Ph-substituent for migration, thus increasing the stability of intermediate carbenoid species.

The discovered efficiency of ZnPh(*n*-Bu) encouraged us to explore the alkylation of **2a** with homologues of **5b** employed previously (Table 6). Importantly, the excellent functional group compatibility of the transformation was completely retained. Alkylsulfinamides **1b**, **i**, and **h** with *S*-substituents besides methyl were also found to be competent substrates. Gratifyingly, the reaction of **3a** with benzal iodide **5g** mediated by ZnPh(*n*-Bu) afforded the corresponding **4ag** with a yield sig-

nificantly superior to that obtained under the standard conditions (Table 2).

Disappointingly, the use of ZnPh(*n*-Bu) did not alleviate the unusually low reactivity of cyclic sulfinamides. Nevertheless, replacing the Ph group with the apparently completely non-migratory<sup>32</sup> dimethylsulfone fragment in diorganozinc **6** further reduced unproductive 1,2-migration and improved the performance of several cyclic sulfinamides and other previously challenging substrates (Table 7). Pleasingly, 5- and 6-membered **1v**, **a'**, and **w** reacted equally smoothly. Full retention of potentially epimerizable stereocenters in **2a'** and **2wa** clearly stresses the mildness of the procedure. As opposed to the initial conditions discovered for the methylation of **1a'** (Scheme 2), the current protocol afforded **2a'** reproducibly and

Table 6 Scope of ZnPh(*n*-Bu) mediated alkylationTable 7 Scope of diorganozinc **6** mediated alkylation

<sup>a</sup> Performed in DME. <sup>b</sup> Over 16 h.



with a better yield. Alkylation with a homologue of  $\text{CH}_2\text{I}_2$  was also successfully realized in the reaction of **1v** with diiodide **5r**. Importantly, none of the currently existing synthetic methods (Scheme 1) possess the capacity for *S*-alkylation of cyclic sulfenamides. Unexpectedly, the diorganozinc **6** performed inferiorly to  $\text{ZnPh}(n\text{-Bu})$  in the case of linear alkylsulfenamides (Table 6) and thus could not replace  $\text{ZnPh}(n\text{-Bu})$  in this case.

Finally, methylation mediated by **6** was probed on the so far poorly reactive Davis' sulfenamide **1u** (Table 5) and *N*-acylated **3p** (Table 3). Gratifyingly, the corresponding sulfoximines **2vr** and **4pa** were obtained with much better yields. The particularly remarkable enhancement in the case of **4pa** is noteworthy.

## Conclusions

In summary, we have developed a new synthesis of sulfoximines based on a hitherto unknown alkylation of sulfenamide salts with Furukawa-type carbenoids. This stereospecific transformation involves an anionic 1,2-metalate rearrangement of the corresponding zincate complex, which competes with mechanistically related unproductive carbenoid decomposition. Operating under a simple reagent system based on commercially available  $\text{ZnEt}_2$ , *t*-Bu-sulfenamides were found to be excellent substrates. Moreover, we have demonstrated the synthetic utility of the resulting organozinc intermediates. Coupled with mild *t*-Bu-cleavage, the transformation provides a new entry to variously *N*-substituted *S*-alkyl sulfenamides. Subsequent iterative application, on the other hand, seamlessly joins the chemistry around Ellman's auxiliary with *S,S*-dialkyl sulfoximines. The method may also be extended to *S*-arylated substrates, as illustrated by the use of Davis' sulfenamide derivatives. While the sulfenamide structure-reactivity relationship is still not fully understood, a solution for substrates that are resilient to alkylation under standard conditions has been successfully identified. The discovered modifications of the dialkylzinc precursor effectively suppress the unproductive carbenoid decomposition, hence enforcing the requisite alkylation. It is noteworthy that structures obtained *via* the corresponding transformation of cyclic sulfenamides are virtually inaccessible by other contemporary methods.

## Data availability

Crystallographic data for **1a**, **2va**, **2wa**, **3a-Li**, and **4fa** have been deposited at the Cambridge Crystallographic Data Centre under 2374035–2374039.†

Experimental details, characterization data, DFT calculations, and NMR spectra have been included in the ESI.†

## Author contributions

Conceptualization: G. J., P. A. D., and E. S.; investigation: G. J., D. M., and A. K.; supervision: P. A. D.; writing – original draft:

G. J. and P. A. D.; writing – review & editing: G. J., P. A. D., and E. S.; funding acquisition – E. S. All authors have given approval for the final version of the manuscript.

## Conflicts of interest

There are no conflicts to declare.

## Acknowledgements

This work was financially supported by the Latvian Science Council Grant LZP-2021/1-0578. The authors thank Dr Sergey Belyakov from the Latvian Institute of Organic Synthesis for X-ray crystallographic analysis.

## References

- 1 M. Reggelin and C. Zur, Sulfoximines: structures, properties and synthetic applications, *Synthesis*, 2000, 1–64.
- 2 (a) C. Worch, A. C. Mayer and C. Bolm, Synthesis and Use of Chiral Sulfoximines, in *Organosulfur Chemistry in Asymmetric Synthesis*, ed. T. Toru and C. Bolm, Wiley-VCH, Weinheim, 2008, ch. 6, pp. 209–232; (b) H. Okamura and C. Bolm, Sulfoximines: synthesis and catalytic applications, *Chem. Lett.*, 2004, **33**, 482–487.
- 3 (a) G. B. Watson, M. W. Siebert, N. X. Wang, M. R. Loso and T. C. Sparks, Sulfoxaflor – a sulfoximine insecticide: review and analysis of mode of action, resistance and cross-resistance, *Pestic. Biochem. Physiol.*, 2021, **178**, 104924; (b) T. C. Sparks, G. B. Watson, M. R. Loso, C. Geng, J. M. Babcock and J. D. Thomas, Sulfoxaflor and the sulfoximine insecticides: chemistry, mode of action and basis for efficacy on resistant insects, *Pestic. Biochem. Physiol.*, 2013, **1**, 1–7.
- 4 (a) U. Lücking, New opportunities for the utilization of the sulfoximine group in medicinal chemistry from the drug designer's perspective, *Chem. – Eur. J.*, 2022, **28**, e202201993; (b) Y. Han, K. Xing, J. Zhang, T. Tong, Y. Shi, H. Cao, H. Yu, Y. Zhang, D. Liu and L. Zhao, Application of sulfoximines in medicinal chemistry from 2013 to 2020, *Eur. J. Med. Chem.*, 2021, **209**, 112885; (c) P. Mäder and L. Kattner, Sulfoximines as rising stars in modern drug discovery? Current status and perspective on an emerging functional group in medicinal chemistry, *J. Med. Chem.*, 2020, **63**, 14243–14275; (d) U. Lücking, Neglected sulfur(vi) pharmacophores in drug discovery: exploration of novel chemical space by the interplay of drug design and method development, *Org. Chem. Front.*, 2019, **6**, 1319–1324; (e) M. Frings, C. Bolm, A. Blum and C. Gnam, Sulfoximines from a medicinal chemist's perspective: physicochemical and in vitro parameters relevant for drug discovery, *Eur. J. Med. Chem.*, 2017, **126**, 225–245; (f) Y. Kim, J. Kim, B. Kim, R. Kim, H. J. Kim, E. H. Lee, J. Kim, J. Park, Y. Jeong, S. I. Park, H. Kim, M. Kang, J. Lee,



- Y.-S. Bahn, J. W. Choi, J.-H. Park and K. D. Park, Discovery and optimization of a series of vinyl sulfoximine-based analogues as potent Nrf2 activators for the treatment of multiple sclerosis, *J. Med. Chem.*, 2024, **67**, 17866–17892.
- 5 (a) E. Boulard, V. Zibulski, L. Oertel, P. Lienau, M. Schäfer, U. Ganzer and U. Lücking, Increasing complexity: a practical synthetic approach to three-dimensional, cyclic sulfoximines and first insights into their in vitro properties, *Chem. – Eur. J.*, 2020, **26**, 4378–4388; (b) B. Altenburg, M. Frings, J.-H. Schöbel, J. Goßen, K. Pannen, K. Vanderliek, G. Rossetti, S. Koschmieder, N. Chatain and C. Bolm, Chiral Analogues of PFI-1 as BET Inhibitors and Their Functional Role in Myeloid Malignancies, *ACS Med. Chem. Lett.*, 2020, **11**, 1928–1934; (c) N. Thota, P. Makam, K. K. Rajbongshi, S. Nagiah, N. S. Abdul, A. A. Chuturgoon, A. Kaushik, G. Lamichhane, A. M. Somboro, H. G. Kruger, T. Govender, T. Naicker and P. I. Arvidsson, N-Trifluoromethylthiolated Sulfonylimidamides and Sulfoximines: Anti-microbial, Anti-mycobacterial, and Cytotoxic Activity, *ACS Med. Chem. Lett.*, 2019, **10**, 1457–1461; (d) M. Chizema, T. F. Mabasa, H. C. Hoppe and H. H. Kufe, Design, synthesis, and antiplasmodial evaluation of a series of novel sulfoximine analogues of carbohydrate-based thiochromans, *Chem. Biol. Drug Des.*, 2019, **93**, 254–261.
- 6 (a) X. Zhang, F. Wang and C.-H. Tan, Asymmetric synthesis of S(IV) and S(VI) stereogenic centers, *JACS Au*, 2023, **3**, 700–714; (b) E. Wojaczyńska and J. Wojaczyński, Modern stereoselective synthesis of chiral sulfinyl compounds, *Chem. Rev.*, 2020, **120**, 4578–4611.
- 7 (a) M. Andresini, A. Tota, L. Degennaro, J. A. Bull and R. Luisi, Synthesis and transformations of NH-sulfoximines, *Chem. – Eur. J.*, 2021, **27**, 17293–17321; (b) V. Bizet, C. M. M. Hendriks and C. Bolm, Sulfur imidations: access to sulfimides and sulfoximines, *Chem. Soc. Rev.*, 2015, **44**, 3378–3390; (c) J. Wang, M. Frings and C. Bolm, Iron-catalyzed imidative kinetic resolution of racemic sulfoxides, *Chem. – Eur. J.*, 2014, **20**, 966–969.
- 8 Stereoselective synthesis of sulfoxides: (a) L. Gao, Y. Wang, Y. Zhang, Y. Fu, Y. Liu and Q. Zhang, Nickel-catalyzed enantioselective synthesis of dienyl sulfoxide, *Angew. Chem., Int. Ed.*, 2024, **63**, e202317626; (b) J. Han, V. A. Soloshonok, K. D. Klika, J. Drabowicz and A. Wzorek, Chiral sulfoxides: advances in asymmetric synthesis and problems with the accurate determination of the stereochemical outcome, *Chem. Soc. Rev.*, 2018, **47**, 1307–1350; (c) E. Wojaczyńska and J. Wojaczyński, Enantioselective synthesis of sulfoxides: 2000–2009, *Chem. Rev.*, 2010, **110**, 4303–4356.
- 9 (a) Z. Liu, H. Wu, H. Zhang, F. Wang, X. Liu, S. Dong, X. Hong and X. Feng, Iron-catalyzed asymmetric imidation of sulfides via sterically biased nitrene transfer, *J. Am. Chem. Soc.*, 2024, **146**, 18050–18060. Synthesis of sulfimides besides imidation of thioethers: (b) S. Tsuzuki and T. Kano, Asymmetric synthesis of chiral sulfimides through the O-alkylation of enantioenriched sulfinamides and addition of carbon nucleophiles, *Angew. Chem., Int. Ed.*, 2023, **62**, e202300637; (c) N. S. Greenwood, A. T. Champlin and J. A. Ellman, Catalytic enantioselective sulfur alkylation of sulfenamides for the asymmetric synthesis of sulfoximines, *J. Am. Chem. Soc.*, 2022, **144**, 17808–17814; (d) A. T. Champlin, N. Y. Kwon and J. A. Ellman, Enantioselective S-alkylation of sulfenamides by phase-transfer catalysis, *Angew. Chem., Int. Ed.*, 2024, **63**, e202408820.
- 10 (a) G. Zhou, T. Zhou, A.-L. Jiang, P.-F. Qian, J.-Y. Li, B.-Y. Jiang, Z.-J. Chen and B.-F. Shi, Electrooxidative Rhodium(III)/chiral carboxylic acid-catalyzed enantioselective C–H annulation of sulfoximines with alkynes, *Angew. Chem., Int. Ed.*, 2024, **63**, e202319871; (b) B. Wang, X. Liang and Q. Zeng, Recent advances in the synthesis of cyclic sulfoximines via C–H bond activation, *Molecules*, 2023, **28**, 1367; (c) S.-Y. Song, X. Zhou, Z. Ke and S. Xu, Synthesis of chiral sulfoximines via iridium-catalyzed regio- and enantioselective C–H borylation: a remarkable sidearm effect of ligand, *Angew. Chem., Int. Ed.*, 2023, **62**, e202217130.
- 11 (a) M. Tang, M. Yuan, S. Hong, Q. Jiang, H. Gu and X. Yang, Kinetic resolution of sulfoximines via asymmetric organocatalyzed formation of benzothiadiazine-1-oxides, *Org. Lett.*, 2024, **26**, 1914–1919; (b) M. Brauns and N. Cramer, Efficient kinetic resolution of sulfur-stereogenic sulfoximines by exploiting CpXRhIII-catalyzed C–H functionalization, *Angew. Chem., Int. Ed.*, 2019, **58**, 8902–8906; (c) S. Dong, M. Frings, H. Cheng, J. Wen, D. Zhang, G. Raabe and C. Bolm, Organocatalytic kinetic resolution of sulfoximines, *J. Am. Chem. Soc.*, 2016, **138**, 2166–2169.
- 12 (a) C. R. Johnson, K. G. Bis, J. H. Cantillo, N. A. Meanwell, M. F. D. Reinhard, J. R. Zeller and G. P. Vonk, Preparation and reactions of sulfonimidoyl fluorides, *J. Org. Chem.*, 1983, **48**, 1–3; (b) C. R. Johnson, E. U. Jonsson and A. Wambsgans, Nucleophilic substitution at sulfur in sulfonimidoyl compounds: synthesis of sulfoximines, *J. Org. Chem.*, 1979, **44**, 2061–2065.
- 13 (a) S. Greed, O. Symes and J. A. Bull, Stereospecific reaction of sulfonimidoyl fluorides with Grignard reagents for the synthesis of enantioenriched sulfoximines, *Chem. Commun.*, 2022, **58**, 5387–5390; (b) G. Yang, Y. Yuan, Y. Tian, S. Zhang, X. Cui, B. Xia, G. Li and Z. Tang, Synthesis of chiral sulfonimidoyl chloride via desymmetrizing enantioselective hydrolysis, *J. Am. Chem. Soc.*, 2023, **145**, 5439–5446; (c) S. Teng, Z. P. Shultz, C. Shan, L. Wojtas and J. M. Lopchuk, Asymmetric synthesis of sulfoximines, sulfonimidoyl fluorides and sulfonimidamides enabled by an enantiopure bifunctional S(VI) reagent, *Nat. Chem.*, 2024, **16**, 183–192; (d) P. Mendonca, M. W. Lewis, S. P. Argent, J. C. Moore and R. A. Stockman, General method for the asymmetric synthesis of N–H sulfoximines via C–S bond formation, *Org. Lett.*, 2020, **22**, 2776–2780.
- 14 (a) Y. Maeda, S. Hamada, Y. Aota, K. Otsubo, T. Kano and K. Maruoka, Practical asymmetric synthesis of chiral sulfox-



- imines via sulfur-selective alkylation, *J. Org. Chem.*, 2022, **87**, 3652–3660; (b) Y. Aota, T. Kano and K. Maruoka, Asymmetric synthesis of chiral sulfoximines through the *s*-alkylation of sulfinamides, *Angew. Chem., Int. Ed.*, 2019, **58**, 17661–17665; (c) X. Zou, B. Shen, G. Li, Q. Liang, Y. Ouyang, B. Yang, P. Yu and B. Gao, Strain-promoted *S*-arylation and alkenylation of sulfinamides using arynes and cyclic alkynes, *Sci. China: Chem.*, 2024, **67**, 928–935; (d) X. Zou, H. Wang and B. Gao, Synthesis of sulfoximines by copper-catalyzed oxidative coupling of sulfinamides and aryl boronic acids, *Org. Lett.*, 2023, **25**, 7656–7660; (e) Y. Aota, T. Kano and K. Maruoka, Asymmetric synthesis of chiral sulfoximines via the *S*-arylation of sulfinamides, *J. Am. Chem. Soc.*, 2019, **141**, 19263–19268.
- 15 (a) Y. Liu, Z. Wang, B. Guo and Q. Cai, Asymmetric synthesis of *N*-aryl sulfinamides: copper(I)-catalyzed coupling of sulfinamides with aryl iodides via kinetic resolution, *Tetrahedron Lett.*, 2016, **57**, 2379–2381; (b) X. Sun, X. Tu, C. Dai, X. Zhang, B. Zhang and Q. Zeng, Palladium-catalyzed C–N cross coupling of sulfinamides and aryl halides, *J. Org. Chem.*, 2012, **77**, 4454–4459; (c) C. M. Simon, K. N. Robertson, P. L. DeRoy, A. A. Yadav, E. R. Johnson and M. Stradiotto, Nickel-catalyzed *N*-arylation of sulfinamides: a comparative study versus analogous sulfonamide cross-couplings, *Organometallics*, 2023, **42**, 1704–1710; (d) C. Li, K. Zhang, H. Ma, S. Wu, Y. Huang, Y. Duan, Y. Luo, J. Yan and G. Yang, An optimized Ni-catalyzed Chan-Lam type coupling: enantioselective access to chiral *N*-aryl sulfinamides, *Chem. – Eur. J.*, 2022, **28**, e202202190.
- 16 M. T. Robak, M. A. Herbage and J. A. Ellman, Synthesis and applications of *tert*-butanesulfinamide, *Chem. Rev.*, 2010, **110**, 3600–3740.
- 17 G. Jersovs, M. Bojars, P. A. Donets and E. Suna, Synthetic approach toward enantiopure cyclic sulfinamides, *Org. Lett.*, 2022, **24**, 4625–4629.
- 18 *S*-Alkylation leading to sulfur ylides: (a) B. R. Bellenie and J. M. Goodman, Sulfonium ylide epoxidation reactions: methylene transfer, *Chem. Commun.*, 2004, 1076–1077; (b) Z. Kosarych and T. Cohen, Method for methylenation and ethylenation of an allylic thioether leading to a 2,3-sigmatropic rearrangement. Failure of the Simmons-Smith reaction in the presence of thioethers, *Tetrahedron Lett.*, 1982, **23**, 3019–3022.
- 19 A. M. Jacobine, A. L. A. Puchlopek, C. K. Zercher, J. B. Briggs, J. P. Jasinski and R. J. Butcher, Tandem chain extension–Mannich reaction: an approach to  $\beta$ -proline derivatives, *Tetrahedron*, 2012, **68**, 7799–7805.
- 20 For details, see Table S1 in the ESI (page S17).†
- 21 NMR studies on the formation and stability of carbenoids: (a) A. B. Charette and J.-F. Marcoux, Spectroscopic characterization of (iodomethyl)zinc reagents involved in stereoselective reactions: spectroscopic evidence that  $\text{IZnCH}_2\text{I}$  is not  $\text{Zn}(\text{CH}_2\text{I})_2 + \text{ZnI}_2$  in the presence of an ether, *J. Am. Chem. Soc.*, 1996, **118**, 4539–4549; (b) S. E. Denmark, J. P. Edwards and S. R. Wilson, Solution and solid-state structure of the “Wittig-Furukawa” cyclopropanation reagent, *J. Am. Chem. Soc.*, 1991, **113**, 723–725.
- 22 See ESI, page S109† for details: **Li-3a** crystallizes in polymeric chains containing *N*- and *O*-bound Li-atom.
- 23 (a) V. K. Aggarwal and K. Sommer, Rearrangements of Organozinc Compounds, in *The Chemistry of Organozinc Compounds*, ed. Z. Z. Rappoport and I. Marek, John Wiley & Sons, 2006, ch. 13, pp. 595–639; (b) I. Marek,  $\text{Sp}^3$  Organozinc carbenoid homologation in organic synthesis, *Tetrahedron*, 2002, **58**, 9463–9475.
- 24 To the best of our knowledge structures of sulfinamide zincates akin to **Zn-3a** have not been described. On the other hand, complexes of sulfinamides may feature a metal bound to *N*-, *O*- and *S*-atoms: (a) L. Wang, M. Chen, P. Zhang, W. Li and J. Zhang, Palladium/PC-Phos-catalyzed enantioselective arylation of general sulfenate anions: scope and synthetic applications, *J. Am. Chem. Soc.*, 2018, **140**, 3467–3473; (b) T. Achard, J. Benet-Buchholz, E. C. Escudero-Adan, A. Riera and X. Verdaguer, *N*-Benzyl-*N*-phosphino-*tert*-butylsulfinamide and its coordination modes with Ir(I), Cu(I), Pd(II), and Pt(II):  $\text{P}_2\text{S}$  or  $\text{P}_2\text{O}_2$ , *Organometallics*, 2011, **30**, 3119–3130; (c) A. J. Souers, T. D. Owens, A. G. Oliver, F. J. Hollander and J. A. Ellman, Synthesis and crystal structure of a unique and homochiral *N,S*-bonded *N,N'*-bis(*tert*-butanesulfinyl)amidinate rhodium(I) complex, *Inorg. Chem.*, 2001, **40**, 5299–5301; (d) U. Dembowski, M. Noltemeyer, J. W. Gilje and H. W. Roesky, Synthese und strukturen von metallhaltigen achtegliedrigen *N-S-O*-heterocyclen, *Chem. Ber.*, 1991, **124**, 1917–1921.
- 25 See the ESI, page S85 for details.†
- 26 S. H. Bertz, M. Eriksson, G. Miao and J. P. Snyder,  $\beta$ -Silyl organocuprates: the grail of organocuprate chemistry?, *J. Am. Chem. Soc.*, 1996, **118**, 10906–10907.
- 27 J. A. Bull and A. B. Charette, Intramolecular Simmons–Smith cyclopropanation. studies into the reactivity of alkyl-substituted zinc carbenoids, effect of directing groups and synthesis of bicyclo[*n*,1.0]alkanes, *J. Am. Chem. Soc.*, 2010, **132**, 1895–1902.
- 28 See the ESI, page S38 for details.†
- 29 Y. Aota, Y. Maeda, T. Kano and K. Maruoka, Efficient synthesis of cyclic sulfoximines from *n*-propargylsulfinamides through sulfur–carbon bond formation, *Chem. – Eur. J.*, 2019, **25**, 15755–15758.
- 30 See the ESI, page S67 for details.†
- 31 See the ESI, page S81 for details.†
- 32 See the ESI, pages S75 and S81 for details.†

