

Cite this: *Chem. Sci.*, 2023, 14, 2342

All publication charges for this article have been paid for by the Royal Society of Chemistry

Received 24th November 2022

Accepted 6th February 2023

DOI: 10.1039/d2sc06472c

rsc.li/chemical-science

Copper-catalyzed defluorinative arylboration of vinylarenes with polyfluoroarenes†

Fu-Peng Wu,^a Xing-Wei Gu,^a Hui-Qing Geng^a and Xiao-Feng Wu^{ID}*^{ab}

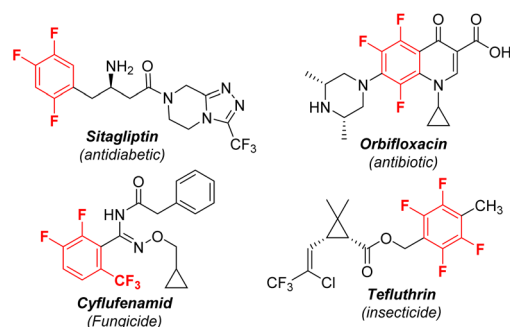
An unprecedented but challenging defluorinative arylboration has been achieved. Enabled by a copper catalyst, an interesting procedure on defluorinative arylboration of styrenes has been established. With polyfluoroarenes as the substrates, this methodology offers flexible and facile access to provide a diverse assortment of products under mild reaction conditions. In addition, by using a chiral phosphine ligand, an enantioselective defluorinative arylboration was also realized, affording a set of chiral products with unprecedented levels of enantioselectivity.

Polyfluorinated aromatics are highly prized molecules in pharmaceutical chemistry¹ and materials science² due to their special properties such as metabolic stability and intermolecular π - π interactions (Scheme 1).³ Two new polyfluorinated aromatic-containing drugs were approved by the FDA in 2021.⁴ During the past decades, the dominant fluorination approaches were the introduction of a single fluorine atom into an aromatic ring *via* C-H activation⁵ or C-X substitution.⁶ While these methods are more applicable for the preparation of mono-fluorinated arenes, they are unsuitable for polyfluoroarenes due to the requirement of the preinstallation of multiple functional groups or unique directing groups. Actually, polyfluorinated aromatics were produced by the substitution of a fluorine atom (defluorinative functionalization) of easily available simple polyfluoroarenes, including nucleophilic aromatic substitution (S_NAr), reaction *via* a radical polyfluoroaryl intermediate, and metal-catalyzed C-F bond functionalization (Scheme 2a).⁷ For example, a simple and robust hydrodefluorination of polyfluoroarenes (HDF) has been well established.⁸ In addition, defluorinative borylation of polyfluoroarenes has also been realized in recent years.⁹

Among the synthetic transformations, carbon-carbon cross-coupling of simple polyfluoroarenes is one of the most widespread applications of defluorinative functionalization, offering a general approach for synthesizing more complex polyfluoroaryl-containing products. However, the reactions are usually limited to carbon nucleophiles and using stoichiometric amounts of organometallic reagents such as alkyl- or arylmetallic

reagents (metal: lithium, magnesium, and zinc), which is a great challenge for complex molecules because of the poor compatibility with diverse functional groups.¹⁰ To avoid the use of stoichiometric organometallic reagents, Ritter's group reported a photocatalytic decarbonylative polyfluoroarylation of aliphatic carboxylic acid *via* radical addition to polyfluoroarenes and then elimination of a fluoride.¹¹ Additionally, several examples of transition-metal-catalyzed carbon-carbon cross-coupling of polyfluoroarenes have also been disclosed in the absence of organometallic reagents.¹² Radius and co-workers¹³ described a nickel-catalyzed C-F bond arylation of polyfluoroarenes with aryl boronic acid as the nucleophilic reagent in 2006. Subsequently, such reactions were extended to palladium based catalytic systems.¹⁴ Recently, Xiong and co-workers reported a defluorinative hydroarylation of alkenes with polyfluoroarenes by *in situ* catalyst formation.¹⁵

Additionally, the metal-catalyzed arylboration of alkenes has recently emerged as a general method to access diverse alkyl boronic esters with good regioselectivity.¹⁶ In 2014, Semba and Nakao¹⁷ reported their results on arylboration of alkenes by cooperative Pd/Cu catalysis. The reaction was generally initiated by alkene migratory insertion into a Cu-Bpin species, which leads to

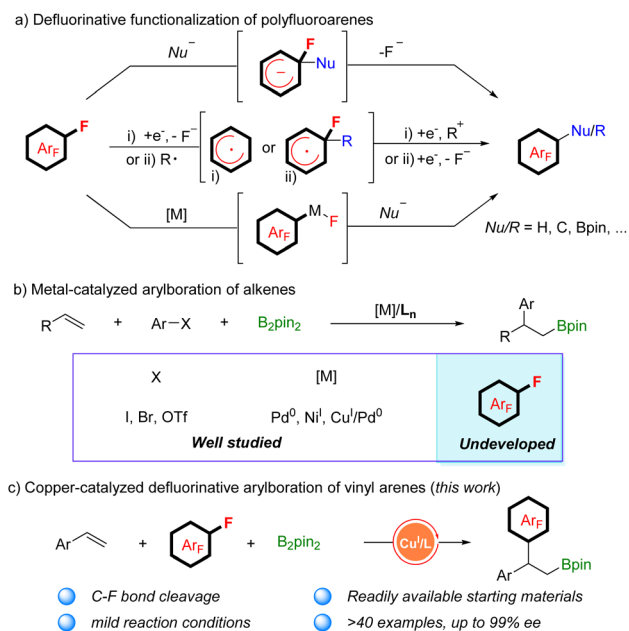


Scheme 1 Selected examples of important polyfluoroaryl compounds.

^aLeibniz-Institut für Katalyse e.V., Albert-Einstein-Straße 29a, 18059 Rostock, Germany. E-mail: xiao-feng.wu@catalysis.de

^bDalian National Laboratory for Clean Energy, Dalian Institute of Chemical Physics, Chinese Academy of Sciences, 116023, Dalian, Liaoning, China. E-mail: xwu2020@dicp.ac.cn

† Electronic supplementary information (ESI) available. CCDC 2203611. For ESI and crystallographic data in CIF or other electronic format see DOI: <https://doi.org/10.1039/d2sc06472c>



Scheme 2 Defluorinative functionalization of polyfluoroarenes.

a β -boryl alkylcopper(i) intermediate. The intermediate reacts with an aryl electrophile under the assistance of palladium catalysis to give 1,2-arylboration products. Subsequently, great advances have been achieved in alkene carboboration with Pd^0 or Ni^I catalysis by research groups of Brown,¹⁸ Engle,¹⁹ Yin,²⁰ and Liao.²¹ However, most of the aryl electrophile leaving groups are restricted to I, Br, or OTf (Scheme 2b). The arylation of aryl fluorides with alkenes has not been realized because of the strength of the C–F bond. Inspired by their creative achievements and our continual interest in borylation of alkenes,²² we attempted to develop a new catalyst system for the simultaneous borylation and defluorinative C–C cross coupling. We speculated that the β -boryl alkylcopper(i) complex, which is generated *in situ*, might attack the C–F bond of polyfluoroarenes through the $\text{S}_{\text{N}}\text{Ar}$ mechanism, bypassing the metal oxidative addition step. In addition, stereospecific transformation of the chiral β -boryl alkylcopper(i) complex could be realized in the presence of a chiral ligand.²³ Herein, we report a copper-catalyzed defluorinative arylation of vinylarene with polyfluoroarenes to access β -polyfluoroaryl boronates with excellent reactivity and regioselectivity. With slight modifications of the reaction conditions, an enantioselective defluorinative arylation of alkenes was developed as well, producing a set of chiral β -polyfluoroaryl boronates with unprecedented levels of enantioselectivity (Scheme 2c).

To study this defluorinative arylation transformation, styrene **1a**, pentafluorobenzonitrile **2a**, and B_2pin_2 were selected as the model substrates. As shown in Table 1, by using low valent CuCl as the catalyst, xantphos **L1** as the ligand, and NaO^tBu as the base at 60 °C for 16 h, *para*-defluorinative β -polyfluoroaryl boronates **3a** were successfully obtained in 35% yield and a small amount of *ortho*-defluorinative product was detected (Table 1, entry 1). In the testing of solvents, non-polar solvent *n*-heptane decreased the reaction efficiency and

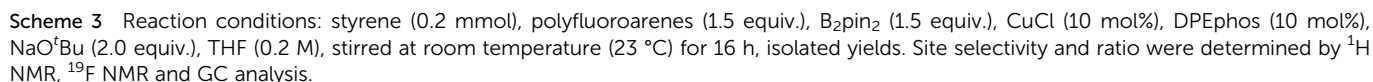
Table 1 Optimization of the reaction conditions^a

Entry	Ligand	Solvent	Yield (%)	Ratio (<i>p</i> : <i>o</i>)
1	L1	Toluene	35	80/20
2	L1	<i>n</i> -Heptane	16	75/25
3	L1	1,4-Dioxane	45	86/14
4	L1	THF	57	93/7
5	L1	DMAc	0	n.d.
6	L2	THF	33	94/6
7	L3	THF	64	93/7
8	L4	THF	25	94/6
9	L5	THF	0	n.d.
10 ^b	L3	THF	65	95/5
11 ^c	L3	THF	90 (75) ^d	95/5

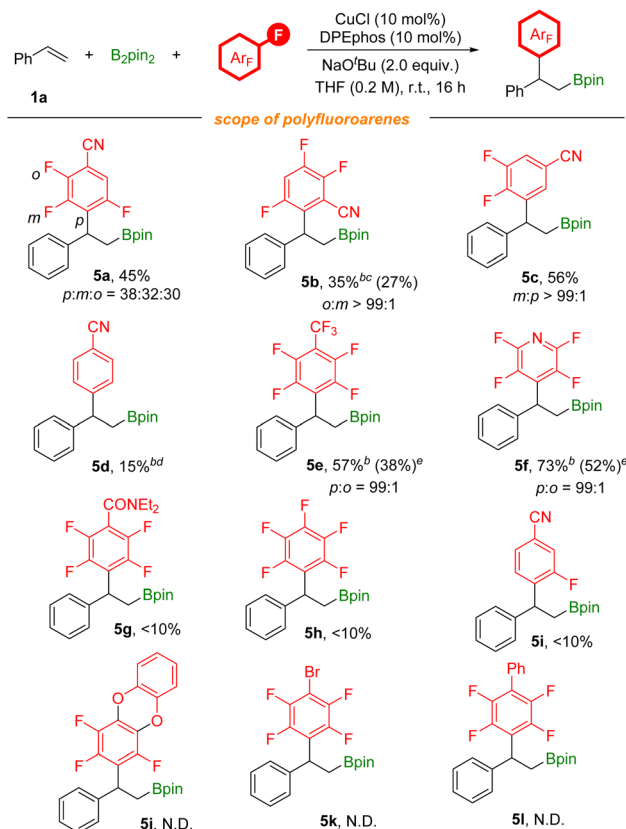
^a Reaction conditions: styrene (0.2 mmol), pentafluorobenzonitrile (1.5 equiv.), B_2pin_2 (1.5 equiv.), CuCl (10 mol%), ligand (10 mol%), NaO^tBu (1.5 equiv.), solvent (0.2 M), 60 °C, 16 h. ^b Stirred at room temperature (23 °C). ^c NO^tBu (2.0 equiv.). ^d Isolated yield.

regioselectivity (Table 1, entry 2). When the reaction was performed in coordinative solvents such as 1,4-dioxane or THF, product **3a** was obtained in moderate yield with excellent regioselectivity. Then bidentate phosphine ligands were examined, and smaller bite angle DPEphos **L3** delivered the desired product **3a** in 64% yield, while side product β -boryl styrene was detected (Table 1, entry 7). Increased selectivity was observed by decreasing the temperature (Table 1, entry 10). Finally, the yield can be further improved to 90% by increasing the amount of base applied (Table 1, entry 11).

With optimized reaction conditions in hand, we investigated various vinylarenes for this transformation. As shown in Scheme 3, styrenes bearing electron-donating groups can be utilized successfully and deliver the desired products in moderate to good yields with excellent regioselectivity (**3b–3g**). *meta*-, *ortho*-Substituted or disubstituted styrenes underwent this transformation smoothly to give the target products (**3i–3n**). Electron-withdrawing groups such as F, acetyl, and highly lipophilic OCF_3 groups (**3o–3q**) on the styrenes were suitable as well. Furthermore, functional groups including borates, indole, pyrrole, morpholine, methylthio, amino, and furan groups (**3r–3y**) are well compatible, offering the corresponding products in moderate to good yields with excellent regioselectivity. In addition, the substrate containing terminal alkene (**3z**) was tolerated and selectively transformed. It is noteworthy that when 1,2-dihydronaphthalene was used, the corresponding *anti*-addition product (**3aa**) can be produced with good regioselectivity and diastereoselectivity which could benefit



We subsequently set out to develop an enantioselective variant of the copper-catalyzed defluorinative arylboration of vinylarenes (Scheme 6). Styrene **1a** and pentafluorobenzonitrile **2a** were selected as model coupling partners. Copper complexes supported by chiral bidentate phosphine ligands were evaluated. In the presence of the chiral (*S,S*)-Ph-BPE **L6***, the chiral **3a'** was afforded in 48% yield with 73% ee. Low conversions and enantioselectivity were measured with other commercially available chiral phosphine ligands **L7***–**L11***. Although, (*R,S*)-Josiphos ligand **L12*** effectively improves the yield of **3a'**, enantioselectivity was very poor. Thus, with the **L6*** as the best

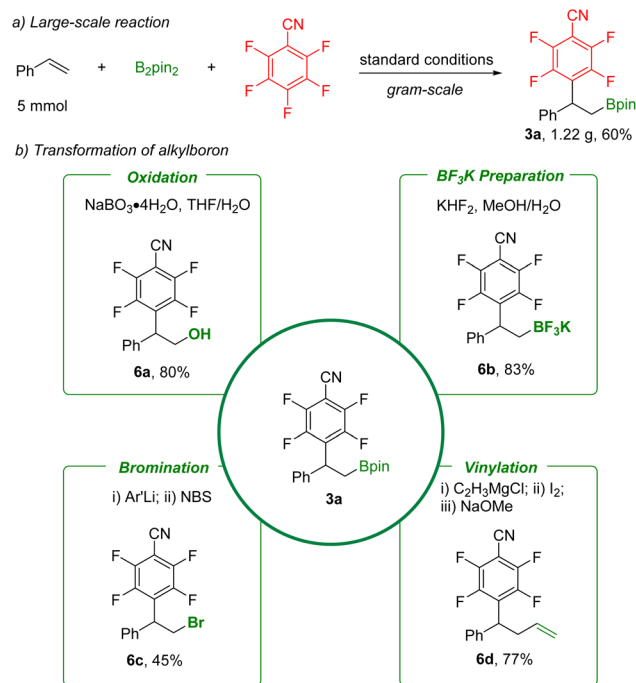


Scheme 4 [a] Reaction conditions: styrene (0.2 mmol), polyfluoroarenes (1.5 equiv.), B_2pin_2 (1.5 equiv.), CuCl (10 mol%), DPEphos (10 mol%), NaO^tBu (2.0 equiv.), THF (0.2 M), stirred at room temperature (23 °C) for 16 h, isolated yields. Site selectivity and ratio were determined by 1H NMR, ^{19}F NMR and GC analysis. [b] NMR yields using 1,3,5-trimethoxybenzene as the internal standard. [c] Xantphos (10 mol%), *n*-heptane (0.2 M), stirred at 60 °C. [d] Xantphos (10 mol%). [e] **5e** and **5f** were oxidized to the corresponding alcohols before isolation.

ligand, we further evaluated other parameters. The temperature has little effect on enantioselectivity, but an increase in the chemical yield was achieved. To our surprise, the transformation was processed with LiO^tBu as the base and delivered the **3a'** in moderate yield with excellent enantioselectivity. However, other bases, mixed bases, and solvents all failed to improve the yields since the formation of the side hydroboration products and vinyl boronate products could not be avoided (see ESI†).

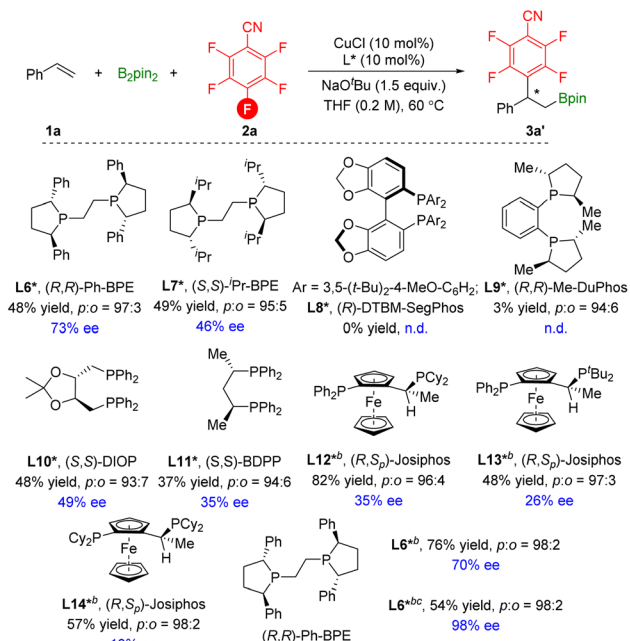
After obtaining the optimized asymmetric reaction conditions, we investigated the substrate scope of the reaction (Scheme 7). Overall, various styrene derivatives worked well under the catalytic system, leading to the corresponding chiral products in moderate yields with excellent enantioselectivities. Functional groups including boron, sulfur, and terminal alkene were all compatible to deliver the desired products with excellent enantioselectivities. The absolute configuration of **3c'** was clearly confirmed by X-ray crystallography.

In summary, starting from readily available vinylarenes and polyfluorenes, a copper-catalyzed defluorinative arylboration has been described in this study. The transformation provides

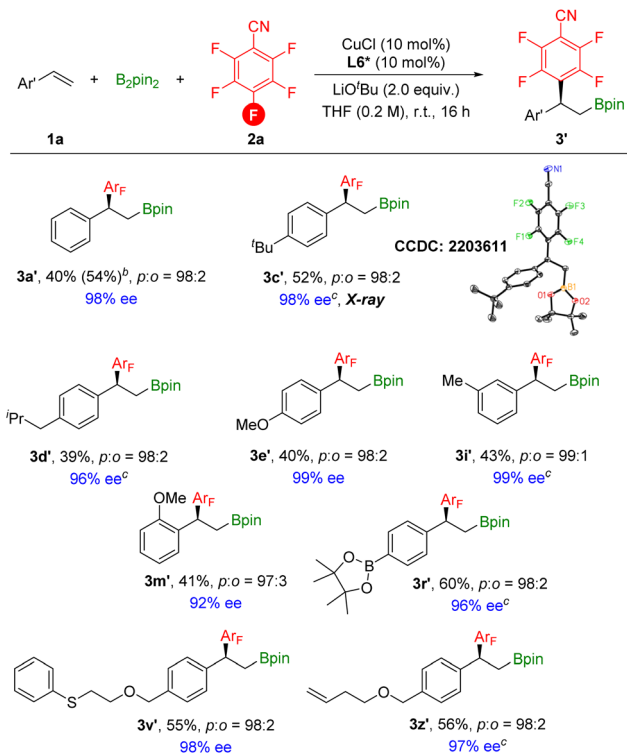


Scheme 5 Large-scale reaction and transformations of organoboranes.

a direct approach for the synthesis of β -polyfluoroaryl boronates and displays a broad functional group tolerance. Synthetic transformations of the β -polyfluoroaryl boronates demonstrate their utility. Notably, by using (*S,S*)-Ph-BPE as the ligand, an enantioselective defluorinative arylboration was also achieved.



Scheme 6 [a] Reaction conditions: styrene (0.2 mmol), pentafluorobenzonitrile (1.5 equiv.), B_2pin_2 (1.5 equiv.), CuCl (10 mol%), ligand (10 mol%), NaO^tBu (1.5 equiv.), THF (0.2 M), 60 °C, 16 h. [b] stirred at room temperature (23 °C). [c] LiO^tBu (2.0 equiv.) instead of NaO^tBu .



Scheme 7 [a] Reaction conditions: styrene (0.2 mmol), 2,3,4,5,6-pentafluorobenzonitrile (1.5 equiv.), B₂pin₂ (1.5 equiv.), CuCl (10 mol%), L6* (10 mol%), LiO^tBu (2.0 equiv.), THF (0.2 M), stirred at room temperature (23 °C) for 16 h, isolated yields. Site selectivity and ratio were determined by ¹H NMR, ¹⁹F NMR and GC analysis. Enantiomeric excess (ee) was determined by chiral-phase HPLC; displacement ellipsoid plot of **3c'** (30% probability level, without H and the second orientation of the disordered ^tBu group). [b] GC yield. [c] Ee was determined based on the corresponding alcohol.

Author contributions

XFW directed this project and revised the manuscript. FPW, XWG and HQG performed all the experiments and prepared the manuscript and ESI.[†]

Conflicts of interest

There are no conflicts to declare.

Acknowledgements

We thank the China Scholarship Council for a PhD Scholarship. We appreciate the analytical department of the Leibniz-Institute for Catalysis at the University of Rostock for their assistance. The authors also thank Dr Anke Spannenberg for the X-ray crystal analysis.

References

- (a) N. A. Meanwell, *J. Med. Chem.*, 2018, **61**, 5822–5880; (b) H. Amii and K. Uneyama, *Chem. Rev.*, 2009, **109**, 2119–

- 2183; (c) S. Purser, P. R. Moore, S. Swallow and V. Gouverneur, *Chem. Soc. Rev.*, 2008, **37**, 320–330.
- 2 R. Berger, G. Resnati, P. Metrangolo, E. Weber and J. Hulliger, *Chem. Soc. Rev.*, 2011, **40**, 3496–3508.
- 3 S. Bacchi, M. Benaglia, F. Cozzi, F. Demartin, G. Filippini and A. Gavezzotti, *Chem.–Eur. J.*, 2006, **12**, 3538–3546.
- 4 J. He, Z. Li, G. Dhawan, W. Zhang, A. E. Soroichinsky, G. Butler, V. A. Soloshonok and J. Han, *Chin. Chem. Lett.*, 2023, **34**, 107578.
- 5 (a) R. Szpera, D. F. J. Moseley, L. B. Smith, A. J. Sterling and V. Gouverneur, *Angew. Chem., Int. Ed.*, 2019, **58**, 14824–14848; (b) K. Yamamoto, J. Li, J. A. O. Garber, J. D. Rolfes, G. B. Boursalian, J. C. Borghs, C. Genicot, J. Jacq, M. van Gastel, F. Neese and T. Ritter, *Nature*, 2018, **554**, 511–514; (c) P. S. Fier and J. F. Hartwig, *Science*, 2013, **342**, 956–960.
- 6 P. A. Champagne, J. Desroches, J. D. Hamel, M. Vandamme and J. F. Paquin, *Chem. Rev.*, 2015, **115**, 9073–9174.
- 7 (a) J. Xie, M. Rudolph, F. Rominger and A. S. K. Hashmi, *Angew. Chem., Int. Ed.*, 2017, **56**, 7266–7270; (b) A. Arora and J. D. Weaver, *Acc. Chem. Res.*, 2016, **49**, 2273–2283; (c) S. Senaweera and J. D. Weaver, *J. Am. Chem. Soc.*, 2016, **138**, 2520–2523; (d) T. Ahrens, J. Kohlmann, M. Ahrens and T. Braun, *Chem. Rev.*, 2015, **115**, 931–972; (e) A. Singh, J. J. Kubik and J. D. Weaver, *Chem. Sci.*, 2015, **6**, 7206–7212; (f) V. D. Shteingarts, *J. Fluorine Chem.*, 2007, **128**, 797–805.
- 8 (a) M. K. Cybulski, J. E. Nicholls, J. P. Lowe, M. F. Mahon and M. K. Whittlesey, *Organometallics*, 2017, **36**, 2308–2316; (b) K. Kikushima, M. Grellier, M. Ohashi and S. Ogoshi, *Angew. Chem., Int. Ed.*, 2017, **56**, 16191–16196; (c) J. Lu, N. S. Khetrpal, J. A. Johnson, X. C. Zeng and J. Zhang, *J. Am. Chem. Soc.*, 2016, **138**, 15805–15808; (d) S. M. Senaweera, A. Singh and J. D. Weaver, *J. Am. Chem. Soc.*, 2014, **136**, 3002–3005; (e) H. Lv, Y. B. Cai and J. L. Zhang, *Angew. Chem., Int. Ed.*, 2013, **52**, 3203–3207.
- 9 (a) Y. M. Tian, X. N. Guo, M. W. Kuntze-Fechner, I. Krummenacher, H. Braunschweig, U. Radius, A. Steffen and T. B. Marder, *J. Am. Chem. Soc.*, 2018, **140**, 17612–17623; (b) J. Zhou, M. W. Kuntze-Fechner, R. Bertermann, U. S. Paul, J. H. Berthel, A. Friedrich, Z. Du, T. B. Marder and U. Radius, *J. Am. Chem. Soc.*, 2016, **138**, 5250–5253; (c) S. I. Källäne, M. Telteuws, T. Braun and B. Braun, *Organometallics*, 2015, **34**, 1156–1169; (d) T. Niwa, H. Ochiai, Y. Watanabe and T. Hosoya, *J. Am. Chem. Soc.*, 2015, **137**, 14313–14318; (e) W. H. Guo, Q. Q. Min, J. W. Gu and X. Zhang, *Angew. Chem., Int. Ed.*, 2015, **54**, 9075–9078; (f) M. Telteuws, J. A. Panetier, S. A. Macgregor and T. Braun, *Angew. Chem., Int. Ed.*, 2010, **49**, 3947–3951.
- 10 (a) X. Yi, R. Mao, L. Lavrencic and X. Hu, *Angew. Chem., Int. Ed.*, 2021, **60**, 23557–23563; (b) D. Yu, C. S. Wang, C. Yao, Q. Shen and L. Lu, *Org. Lett.*, 2014, **16**, 5544–5547; (c) F. Zhu and Z. X. Wang, *J. Org. Chem.*, 2014, **79**, 4285–4292.
- 11 X. Sun and T. Ritter, *Angew. Chem., Int. Ed.*, 2021, **60**, 10557–10562.
- 12 (a) H. Saijo, H. Sakaguchi, M. Ohashi and S. Ogoshi, *Organometallics*, 2014, **33**, 3669–3672; (b) D. Yu, L. Lu and Q. Shen, *Org. Lett.*, 2013, **15**, 940–943.



- 13 (a) T. Schaub, M. Backes and U. Radius, *J. Am. Chem. Soc.*, 2006, **128**, 15964–15965; (b) J. Zhou, J. H. Berthel, M. W. Kuntze-Fechner, A. Friedrich, T. B. Marder and U. Radius, *J. Org. Chem.*, 2016, **81**, 5789–5794.
- 14 M. Ohashi, H. Saijo, M. Shibata and S. Ogoshi, *Eur. J. Org. Chem.*, 2013, **2013**, 443–447.
- 15 X. Li, B. Fu, Q. Zhang, X. Yuan, Q. Zhang, T. Xiong and Q. Zhang, *Angew. Chem., Int. Ed.*, 2020, **59**, 23056–23060.
- 16 A. Whyte, A. Torelli, B. Mirabi, A. Zhang and M. Lautens, *ACS Catal.*, 2020, **10**, 11578–11622.
- 17 K. Semba and Y. Nakao, *J. Am. Chem. Soc.*, 2014, **136**, 7567–7570.
- 18 (a) G. L. Trammel, R. Kuniyil, P. F. Crook, P. Liu and M. K. Brown, *J. Am. Chem. Soc.*, 2021, **143**, 16502–16511; (b) A. L. Lambright, Y. Liu, I. A. Joyner, K. M. Logan and M. K. Brown, *Org. Lett.*, 2021, **23**, 612–616; (c) L. A. Chen, A. R. Lear, P. Gao and M. K. Brown, *Angew. Chem., Int. Ed.*, 2019, **58**, 10956–10960; (d) K. M. Logan, S. R. Sardini, S. D. White and M. K. Brown, *J. Am. Chem. Soc.*, 2018, **140**, 159–162; (e) S. R. Sardini and M. K. Brown, *J. Am. Chem. Soc.*, 2017, **139**, 9823–9826.
- 19 Z. Liu, J. Chen, H. X. Lu, X. Li, Y. Gao, J. R. Coombs, M. J. Goldfogel and K. M. Engle, *Angew. Chem., Int. Ed.*, 2019, **58**, 17068–17073.
- 20 (a) W. Wang, C. Ding, Y. Li, Z. Li, Y. Li, L. Peng and G. Yin, *Angew. Chem., Int. Ed.*, 2019, **58**, 4612–4616; (b) W. Wang, C. Ding and G. Yin, *Nat. Catal.*, 2020, **3**, 951–958; (c) H. Pang, D. Wu, H. Cong and G. Yin, *ACS Catal.*, 2019, **9**, 8555–8560.
- 21 Y. Liao, X. Yin, X. Wang, W. Yu, D. Fang, L. Hu, M. Wang and J. Liao, *Angew. Chem., Int. Ed.*, 2020, **59**, 1176–1180.
- 22 (a) F.-P. Wu, Y. Yang, D. P. Fuentes and X.-F. Wu, *Chem*, 2022, **8**, 1982–1992; (b) F. P. Wu and X. F. Wu, *Chem. Sci.*, 2022, **13**, 4321–4326.
- 23 (a) Q. Dherbassy, S. Manna, C. Shi, W. Prasitwatcharakorn, G. E. M. Crisenza, G. J. P. Perry and D. J. Procter, *Angew. Chem., Int. Ed.*, 2021, **60**, 14355–14359; (b) J. Ye, Y. Liao, H. Huang, Y. Liu, D. Fang, M. Wang, L. Hu and J. Liao, *Chem. Sci.*, 2021, **12**, 3032–3038; (c) D. Fiorito, Y. Liu, C. Besnard and C. Mazet, *J. Am. Chem. Soc.*, 2020, **142**, 623–632; (d) S. Manna, Q. Dherbassy, G. J. P. Perry and D. J. Procter, *Angew. Chem., Int. Ed.*, 2020, **59**, 4879–4882; (e) F.-P. Wu, J. Holz, Y. Yuan and X.-F. Wu, *CCS Chem.*, 2020, **2**, 2643–2654; (f) S. Zhang, J. d. Pozo, F. Romiti, Y. Mu, S. Torker and A. H. Hoveyda, *Science*, 2019, **364**, 45–51; (g) P. H. S. Paioti, J. Del Pozo, M. S. Mikus, J. Lee, M. J. Koh, F. Romiti, S. Torker and A. H. Hoveyda, *J. Am. Chem. Soc.*, 2019, **141**, 19917–19934; (h) T. Itoh, Y. Kanzaki, Y. Shimizu and M. Kanai, *Angew. Chem., Int. Ed.*, 2018, **57**, 8265–8269; (i) A. Whyte, K. I. Burton, J. Zhang and M. Lautens, *Angew. Chem., Int. Ed.*, 2018, **57**, 13927–13930; (j) T. Jia, P. Cao, B. Wang, Y. Lou, X. Yin, M. Wang and J. Liao, *J. Am. Chem. Soc.*, 2015, **137**, 13760–13763.
- 24 (a) S. R. Chemler, D. Trauner and S. J. Danishefsky, *Angew. Chem., Int. Ed.*, 2001, **40**, 4544–4568; (b) J. El-Maiss, T. M. E. Dine, C.-S. Lu, I. Karamé, A. Kanj, K. Polychronopoulou and J. Shaya, *Catalysts*, 2020, **10**, 296; (c) Y. Baumgartner and O. Baudoin, *ACS Catal.*, 2020, **10**, 10508–10515.

