



Cite this: *Chem. Soc. Rev.*, 2021, 50, 8214

## Late-stage difluoromethylation: concepts, developments and perspective

Jeroen B. I. Sap,<sup>†a</sup> Claudio F. Meyer,<sup>†a</sup> Natan J. W. Straathof,<sup>a</sup> Nndidi Iwumene,<sup>a</sup> Christopher W. am Ende,<sup>b</sup> Andrés A. Trabanco,<sup>c</sup> and Véronique Gouverneur<sup>†a\*</sup>

This review describes the recent advances made in difluoromethylation processes based on X–CF<sub>2</sub>H bond formation where X is C(sp), C(sp<sup>2</sup>), C(sp<sup>3</sup>), O, N or S, a field of research that has benefited from the invention of multiple difluoromethylation reagents. The last decade has witnessed an upsurge of metal-based methods that can transfer CF<sub>2</sub>H to C(sp<sup>2</sup>) sites both in stoichiometric and catalytic mode. Difluoromethylation of C(sp<sup>2</sup>)–H bond has also been accomplished through Minisci-type radical chemistry, a strategy best applied to heteroaromatics. Examples of electrophilic, nucleophilic, radical and cross-coupling methods have appeared to construct C(sp<sup>3</sup>)–CF<sub>2</sub>H bonds, but cases of stereoselective difluoromethylation are still limited. In this sub-field, an exciting departure is the precise site-selective installation of CF<sub>2</sub>H onto large biomolecules such as proteins. The formation of X–CF<sub>2</sub>H bond where X is oxygen, nitrogen or sulfur is conventionally achieved upon reaction with ClCF<sub>2</sub>H; more recently, numerous protocols have achieved X–H insertion with novel non-ozone depleting difluorocarbene reagents. All together, these advances have streamlined access to molecules of pharmaceutical relevance, and generated interest for process chemistry.

Received 13th April 2021

DOI: 10.1039/d1cs00360g

[rsc.li/chem-soc-rev](http://rsc.li/chem-soc-rev)

### 1. Introduction

It is widely recognised that the introduction of one or more fluorine atoms into molecules can have a significant impact on their physicochemical and biological properties.<sup>1,2</sup> A key advantage of fluorinated motifs is their ability to mimic functional groups widespread in biologically active molecules.<sup>3</sup> The C–F bond is strong with a bond dissociation energy (BDE) of up to

<sup>a</sup> Chemistry Research Laboratory, Department of Chemistry, Oxford University, OX1 3TA Oxford, UK. E-mail: [veronique.gouverneur@chem.ox.ac.uk](mailto:veronique.gouverneur@chem.ox.ac.uk); Tel: +44 (0)1865 285002

<sup>b</sup> Pfizer Inc., Medicine Design, Eastern Point Road, Groton, Connecticut 06340, and 1 Portland Street, Cambridge, Massachusetts 02139, USA

<sup>c</sup> Discovery Chemistry, Janssen Research and Development, 45007 Toledo, Spain

† These authors contributed equally to this work.



**Jeroen B. I. Sap**

*Dr Jeroen Sap received his MSci degree from Imperial College London, where he developed development of dual-modal (MRI/optical) imaging probes for apoptosis in the group of Prof. Ramón Vilar. He moved to the University of Oxford as a DPhil student under the supervision of Prof. Véronique Gouverneur working on late-stage functionalisation and F-18 radiolabelling in collaboration with Pfizer. He obtained his DPhil in 2020, and is currently an EPSRC Doctoral Prize Fellow in the Gouverneur group.*



**Claudio F. Meyer**

*Dr Claudio Meyer received his MSc degree from the University of Basel in Switzerland, after working on the synthesis of mTOR inhibitors with Prof. Matthias Wymann in collaboration with PIQUR Therapeutics AG. He then moved to Oxford to work with Prof. Véronique Gouverneur, where he secured his DPhil working on novel <sup>18</sup>F-fluoroalkylation and sulfonylation reactions in collaboration with Janssen.*



130 kcal mol<sup>-1</sup>, and is intermediate in length between C–H and C–O bonds albeit closer to the C–O bond (C–H 1.09 Å, C–F 1.35 Å, C–O 1.43 Å).<sup>4,5</sup> The C–F bond is also highly polarised with its stability deriving from an electrostatic C<sup>δ+</sup>F<sup>δ-</sup> component. As a result, incorporation of fluorine can serve the purpose to improve metabolic robustness as well as modulate cellular membrane permeability.<sup>6</sup> Today, the inclusion of one or more fluorine atoms into biologically active compounds has become a common strategy for the design of pharmaceutical drugs and agrochemicals.

Over the past decade, fluorination chemistry has focused on carbon–fluorine (C–F) bond formation,<sup>7,8</sup> as well as the introduction of perfluoroalkyl (C<sub>n</sub>F<sub>m</sub>) group including numerous studies on trifluoromethylation (CF<sub>3</sub>).<sup>9–17</sup> In this review, we discuss the recent advances made in the field of difluoromethylation, where we

formulate the key challenges, solutions, and future directions related to X–CF<sub>2</sub>H bond formation where X is C(sp<sup>3</sup>), C(sp<sup>2</sup>), C(sp), O, N or S. A brief historical overview of key discoveries and developments is provided followed by a discussion of the unique properties of CF<sub>2</sub>H. Strategies applied to access difluoromethylarenes (ArCF<sub>2</sub>H) as well as methods leading to C(sp<sup>3</sup>)–CF<sub>2</sub>H bond formation are described next. The discussion then focuses on difluorocarbene reagents for the construction of X–CF<sub>2</sub>H (where X = C, N, O, or S) bonds *via* X–H insertion, and on strategies to incorporate CF<sub>2</sub>H onto alkenes and alkynes. Finally, we discuss the application of these technologies in an industrial context.

An early example of a molecule featuring CF<sub>2</sub>H was disclosed by Swarts in the early 20th century, in the form of chlorodifluoromethane (ClCF<sub>2</sub>H), also known as Freon-22.<sup>18</sup> This compound was primarily used as refrigerant, industrial cooling agent,



**Natan J. W. Straathof**

*Dr Natan Straathof completed in 2009 his MSc degree in chemistry at the University of Leiden to under the supervision of Prof. Hermen Overkleeft and Prof. Gijs van der Marel (Netherlands). He moved to Eindhoven University of Technology for his doctorate under the supervision of Prof. Timothy Noël and Prof. Volker Hessel. He then joined the University of Oxford to work under the supervision of Prof. Véronique Gouverneur on the development*

*of novel <sup>18</sup>F PET tracers and automation in collaboration with UCB and Trasis (Belgium).*



**Ndidi Iwumene**

*Ndidi Iwumene received her MSc degree from Imperial College London, where she worked in the group of Prof. Anthony Barrett on the syntheses of meroterpenoids, using Pd-catalysed decarboxylative allyl migration reactions. She moved to the University of Oxford for her DPhil, where she works on Rh-catalysed hydroacylation reactions under the supervision of Prof. Michael Willis.*



**Christopher W. am Ende**

*Dr Christopher W. am Ende is an Associate Research Fellow at Pfizer Inc. where he leads a team focused on chemical biology and drug discovery. He obtained his BS in Biochemistry from the University of Delaware, conducting research with Neal J. Zondlo developing lanthanide-binding peptides. During graduate studies, he worked with Peter J. Tonge designing slow, tight binding inhibitors of InhA, the enoyl reductase from *M. tuberculosis**

*and then with Kathlyn A. Parker, where he completed the first total synthesis of the natural product bisabosqual A. Chris also serves on the steering committee for the New York Academy of Sciences Chemical Biology Discussion Group, is an adjunct instructor of chemistry at Connecticut College, and has published more than 60 journal articles and patents.*

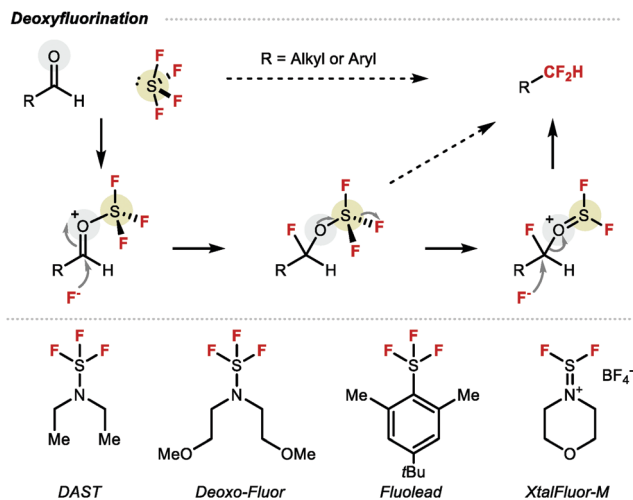


**Andrés A. Trabanco**

*Dr Andrés A. Trabanco received his PhD degree from Universidad de Oviedo-Spain in 1999. He then moved to Imperial College London for his postdoctoral studies. He joined the Neuroscience Med Chem Team at Janssen in 2000. He is currently a Scientific Director and has been a chemistry leader and an active team member in several programs within the areas of schizophrenia, depression, anxiety, and cognition/Alzheimer's disease, which have delivered*

*various clinical candidates. He is an inventor of 59 patents/patent applications, and author of over 85 scientific publications.*





Scheme 1 Deoxyfluorination of the aldehyde functional group.

fire repellent as well as a difluoromethylation reagent. However, the realisation that  $\text{ClCF}_2\text{H}$  and other chlorofluorocarbons CFCs contribute to ozone depletion led to their phasing out. In 1987, the Montreal protocol agreement imposed a permanent ban of CFCs on a global scale, thereby encouraging the chemistry community to develop alternative perfluoroalkylation reagents, including those required for difluoromethylation.<sup>19</sup> For many years, the most widely adopted reaction to construct the  $\text{CF}_2\text{H}$  motif was the deoxyfluorination of aldehydes (Scheme 1).<sup>20–22</sup> Many reagents were developed for this transformation such as *N,N*-diethylaminosulfur trifluoride (DAST) or bis(2-methoxyethyl)aminosulfur trifluoride (Deoxo-Fluor<sup>®</sup>), all derived from gaseous sulfur tetrafluoride ( $\text{SF}_4$ ). While these reagents have provided access to a variety of  $\text{CF}_2\text{H}$  containing compounds, limitations include scope, scalability, explosivity, and toxicity.<sup>23</sup> An important advance was the development of the bench stable crystalline solid XtalFluor-M<sup>®</sup>.<sup>24</sup> Nonetheless, the incompatibility

of these reagents with some key functional groups such as unprotected alcohols, carbonyls or carboxylic acids, along with the necessity to pre-install the necessary aldehyde functionality, remains restrictive.<sup>25</sup> As a result, new technologies which exploit easy-to-install reactive handles such as halide or boron motifs, or direct C–H difluoromethylation are attractive alternatives, and are discussed in this review. Undoubtedly, these advances have benefited from the invention of a multitude of bespoke difluoromethylation reagents. Approaches towards  $\text{RCF}_2\text{H}$  based on carbon–fluorine bond formation or hydrodefluorination are not described in this review.<sup>26–30</sup>

### 1.1 Properties of the $\text{CF}_2\text{H}$ group

The highly polarised C–H bond of  $\text{CF}_2\text{H}$  makes this group a competent hydrogen bond donor, a unique characteristic amongst polyfluorinated motifs.<sup>31</sup> The suitability of  $\text{CF}_2\text{H}$  as a bioisostere for alcohol, thiol, or amine group, has resulted in its incorporation in numerous bioactive compounds including drugs, herbicides, fungicides, and agrochemicals.<sup>2</sup> Recent studies have shown that 1-(difluoromethyl)-2-nitrobenzene can form a dimeric complex similar to the hydrogen bonded dimer of 2-nitrophenol (Fig. 1).<sup>32</sup> The conformer enabling intramolecular hydrogen bonding interaction is 4.3 kcal mol<sup>−1</sup> lower in energy with respect to the conformer lacking such interaction. Comparatively, the stabilisation gained from intramolecular hydrogen bonding of *o*-nitrophenol is 9.9 kcal mol<sup>−1</sup>.

The ability of the difluoromethyl group to form hydrogen bonds has been quantified as  $[A]$ , a parameter defining hydrogen bond acidity.<sup>33,34</sup> The  $[A]$  value is derived from Abraham's solute <sup>1</sup>H NMR analysis, whereby the chemical shift of the  $\text{CF}_2\text{H}$ -proton is measured in both deuterated DMSO and  $\text{CDCl}_3$ . The difference in chemical shift ( $\Delta\delta = \delta(\text{DMSO-d}_6) - \delta(\text{CDCl}_3)$ ) correlates with a molecule's ability to act as a hydrogen-bond donor, where  $[A] = 0.0065 + 0.133\Delta\delta$ . These studies revealed that compounds bearing a  $\text{CF}_2\text{H}$  group ( $A > 0.05$ ) are better hydrogen-bond donors than their methylated analogues ( $A < 0.01$ ). Interestingly,  $\text{ArOCF}_2\text{H}$  and  $\text{ArSCF}_2\text{H}$  ( $A = 0.10$ ) have a similar hydrogen bond acidity to thiophenol ( $A = 0.12$ ) and aniline ( $A = 0.07$ ) (Fig. 2A).

$\text{CF}_2\text{H}$  substitution can also modulate lipophilicity with difluoromethylbenzene ( $\log P = 2.4$ ) being more lipophilic than phenol ( $\log P = 1.5$ ). Similarly, difluoromethyl phenyl sulfide ( $A = 0.10$ ;  $\log P = 2.9$ ) is more lipophilic than the weak hydrogen bond donor thiophenol ( $A = 0.12$ ;  $\log P = 2.5$ ) (Fig. 2B).<sup>34</sup> Studies on



Véronique Gouverneur

Prof. Véronique Gouverneur FRS obtained a PhD in chemistry at the Université Catholique de Louvain (Belgium). In 1992, she moved to a postdoctoral position at the Scripps Research Institute (California, USA). After four years as Maître de Conférence at the University Louis Pasteur in Strasbourg (France), she started her independent research career at the University of Oxford (UK) in the chemistry department and was promoted to Professor in

2008. Since her appointment in Oxford, she holds a tutorial fellowship at Merton College Oxford where she teaches organic chemistry. Her research on fluorine (radio)chemistry has been disseminated in more than 200 publications and awarded numerous prizes and distinctions.

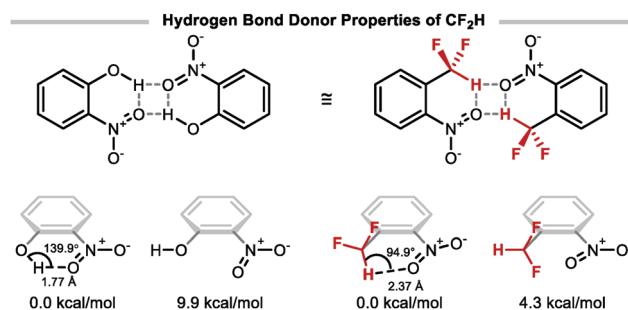


Fig. 1 Hydrogen bond donor properties of the difluoromethyl group.



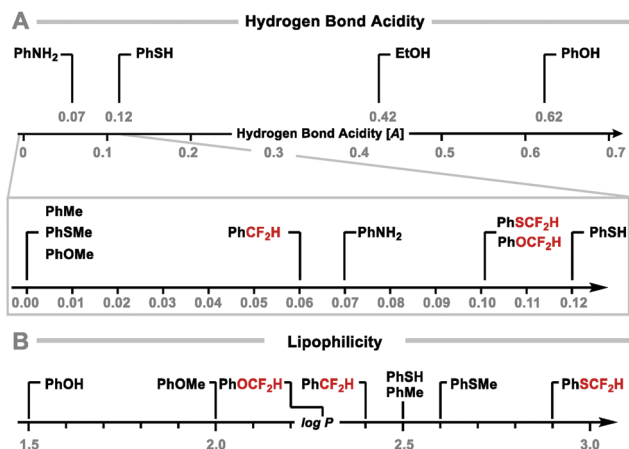


Fig. 2 (A) Hydrogen bond acidity of difluoromethyl compounds. (B) Lipophilicity of difluoromethyl compounds.

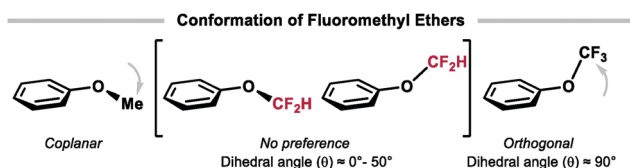


Fig. 3 Conformational preference of fluorinated ethers.

the effect of fluorine substitution on ADME properties (absorption, distribution, metabolism, and excretion) in a set of lead-like drug structures containing anisoles informed that  $\text{ArOCF}_2\text{H}$  compounds tend to display decreased lipophilicity ( $>0.5$  reduction in  $\log D$ ), yet higher permeability compared to  $\text{ArOCF}_3$  analogues.<sup>35</sup>

Variable fluorine substitution can furthermore influence conformation. Whilst the  $\text{O}-\text{CH}_3$  bond in  $\text{ArOCH}_3$  generally adopts a coplanar structure, the  $\text{O}-\text{CF}_3$  bond in  $\text{ArOCF}_3$  preferentially adopts an orthogonal orientation to the aromatic plane. The preference of  $\text{OCH}_3$  to be coplanar with the phenyl ring stems from the conjugation of the oxygen lone pairs with the aromatic  $\pi$  system. This conformation is  $\sim 3.0$  kcal mol<sup>-1</sup> lower in energy than the conformer displaying the  $\text{O}-\text{CH}_3$  bond orthogonal to the aromatic ring (Fig. 3). In contrast,  $\text{ArOCF}_3$  compounds adopt a conformation whereby the  $\text{C}-\text{F}$  bonds are out of plane due to both steric and stereoelectronic effects. This out-of-plane conformation results in anomeric  $n_{\text{O}}-\sigma^*_{\text{C-F}}$  stabilisation which reduces the conjugation between the  $\text{O}$ -lone pair and the aromatic  $\pi$ -system, thereby eliminating the preference for a coplanar conformation. In this series,  $\text{ArOCF}_2\text{H}$  compounds stand out as they have no orientational preference for either conformation (dihedral angle ( $\theta$ ) =  $0^\circ$ – $50^\circ$ ). Difluoromethyl ethers can therefore adopt the conformation that enables optimal binding to a target protein.<sup>1,35</sup>

## 2. $\text{C}(\text{sp}^2)-\text{CF}_2\text{H}$ bond formation for arenes and heteroarenes

The incorporation of a  $\text{CF}_2\text{H}$  group into (hetero)arenes is one of the most investigated difluoromethylation transformations

because multiple drug candidates feature such structural motif (Fig. 4). The introduction of the  $\text{CF}_2\text{H}$  group can lead to increased potency and/or selectivity. For example, Wymann and co-workers demonstrated that the  $\text{CF}_2\text{H}$  group in the mTORC1/2 selective inhibitor PQR620 played a vital role in achieving  $>1000$ -fold mTOR selectivity over  $\text{PI3K}\alpha$ . Computational modelling studies suggested that the  $\text{CF}_2\text{H}$  group forms a beneficial hydrogen bonding interaction with Glu2190 of mTOR.<sup>36</sup>

$\text{ArCF}_2\text{H}$  are accessible applying either a stepwise sequence or directly from a  $\text{CF}_2\text{H}$  reagent. For the former, different reagents which transfer a  $\text{CF}_2\text{Y}$  motif (with  $\text{Y}$  being a stabilising electron-withdrawing group) can be introduced under transition metal catalysis, more often copper. Reagents featuring the  $\text{CF}_2\text{Y}$  motif include  $\text{BrCF}_2\text{CO}_2\text{Et}$ ,  $\text{FSO}_2\text{CF}_2\text{CO}_2\text{H}$ ,  $\text{TMSCF}_2\text{SO}_2\text{Ph}$ ,  $\text{BrCF}_2\text{SO}_2\text{Ph}$ ,  $\text{BrCF}_2\text{P}(\text{O})(\text{OEt})_2$ ,  $\text{ICF}_2\text{SO}_2\text{Ph}$  and  $\text{TMSCF}_2\text{CO}_2\text{Et}$ . After attachment of  $\text{CF}_2\text{Y}$ , the stabilising ester, sulfone or phosphonate “ $\text{Y}$ ” group is cleaved to generate  $\text{CF}_2\text{H}$ .<sup>37–42</sup> Alternatively, the introduction of a  $\text{CF}_2\text{H}$  group can be achieved *via* direct cross-coupling facilitated by a transition metal or through Minisci-type radical chemistry using a suitable difluoromethylation reagent. In the context of late-stage functionalisation (LSF), direct methods are the most attractive (Scheme 2).

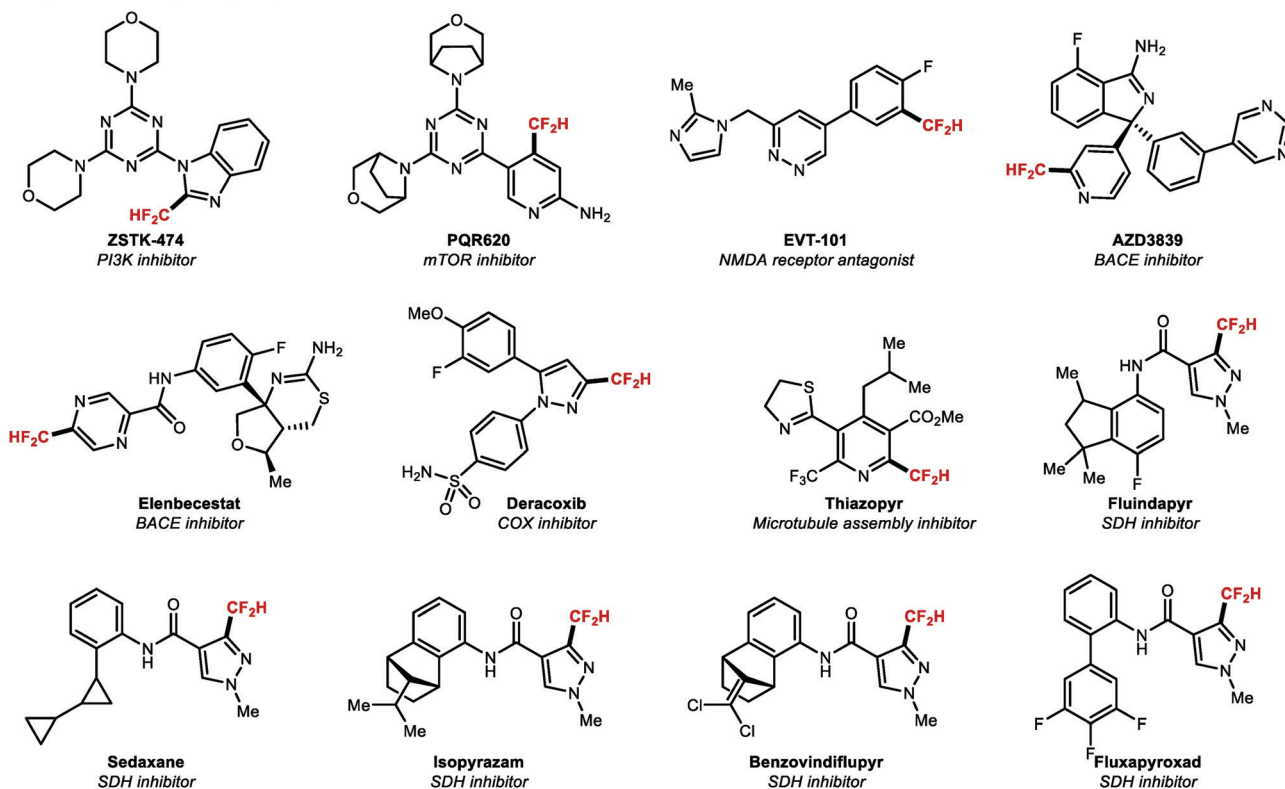
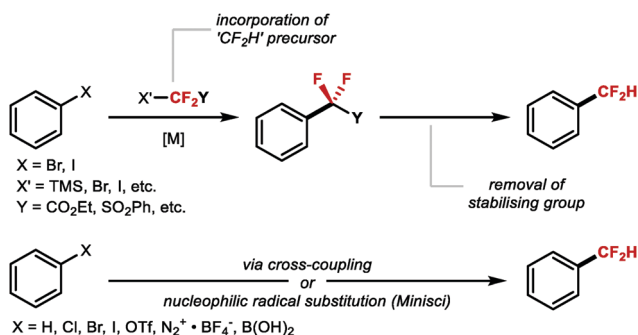
### 2.1 $\text{C}(\text{sp}^2)-\text{CF}_2\text{H}$ bond formation: cross-coupling

In 1988 and 1990, Burton reported the synthesis of difluoromethyl cadmium and its reactivity with allylic halides and propargylic (pseudo)halides to afford allylic difluoromethyl products and difluoromethyl allenes, respectively.<sup>43,44</sup> In 2007, he reported that difluoromethyl copper also permits difluoromethylation of allylic halides, propargylic derivatives and 1-iodoalkynes.<sup>45</sup> A cross-coupling mechanism was proposed whereby oxidative addition into the difluoromethyl copper complex affords a  $\text{Cu}^{\text{III}}$  intermediate which underwent reductive elimination to afford the difluoromethylated products. Cross-coupling reactions involving a difluoromethyl group and an aryl electrophile or nucleophile were not investigated in these seminal reports.

**2.1.a Copper-mediated  $\text{C}(\text{sp}^2)-\text{CF}_2\text{H}$  bond formation.** Copper-catalysed  $\text{C}(\text{sp}^2)-\text{CF}_2\text{H}$  bond formation is a demanding process (Fig. 5). Unlike thermally stable  $\text{CuCF}_3$  complexes, the first isolable  $\text{CuCF}_2\text{H}$  complex was not reported until 2017, and required stabilisation from an NHC ligand (IPr) to enable its isolation.<sup>46</sup> Mechanistically, the high energy barrier associated with oxidative addition to  $\text{Cu}^{\text{I}}$  is one of the factors that renders copper cross-coupling reactions involving  $\text{CF}_2\text{H}$  challenging. Also, transmetalation with  $\text{M}-\text{CF}_2\text{H}$  ( $\text{M} = \text{SnR}_3$ ,  $\text{SiR}_3$ ) is less effective than with  $\text{M}-\text{CF}_3$  because  $\text{CF}_3$  is more electronegative than  $\text{CF}_2\text{H}$ . As a result, the formation of the pentacoordinate metallate necessary for transmetalation occurs more easily for  $\text{M}-\text{CF}_3$  than  $\text{M}-\text{CF}_2\text{H}$ . Despite these challenges, copper has the advantage to undergo facile reductive elimination from high-valent  $\text{Cu}^{\text{III}}$  species. Notably, reductive elimination of  $\text{Ar}-\text{CF}_2\text{H}$  from  $\text{Cu}^{\text{III}}$  occurs under milder conditions than for  $\text{Ar}-\text{F}$ .

Prior to the development of direct methods for  $\text{Cu}$ -mediated  $\text{Ar}-\text{CF}_2\text{H}$  bond formation, Amii and co-workers conceived a stepwise strategy to access difluoromethylated arenes (Scheme 3).<sup>37</sup> In this early study, the coupling of aryl iodides with ethyl

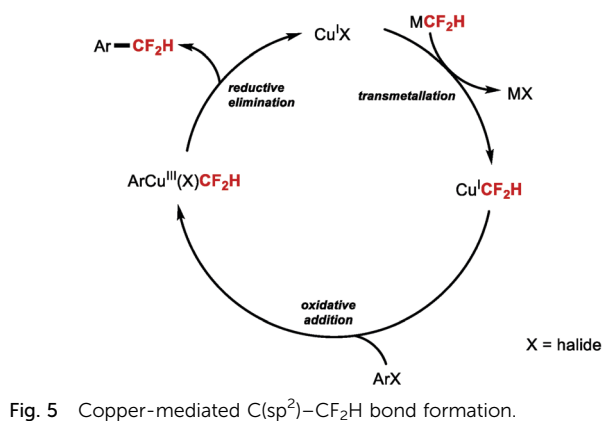
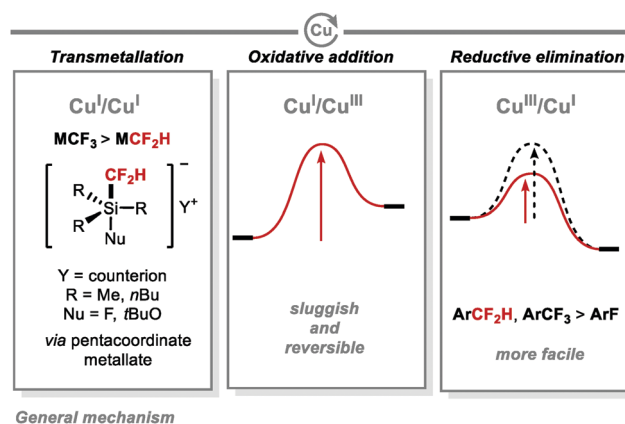


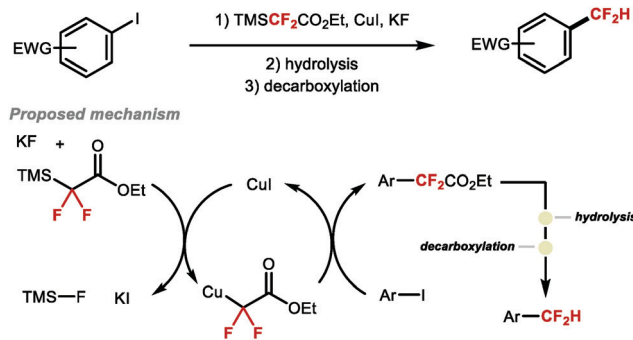
CF<sub>2</sub>H-Containing Drugs/AgrochemicalsFig. 4 Biologically active compounds containing a (hetero)arene–CF<sub>2</sub>H bond.

Scheme 2 Metal-mediated stepwise difluoromethylation reactions. (A) Stepwise route. (B) Direct route.

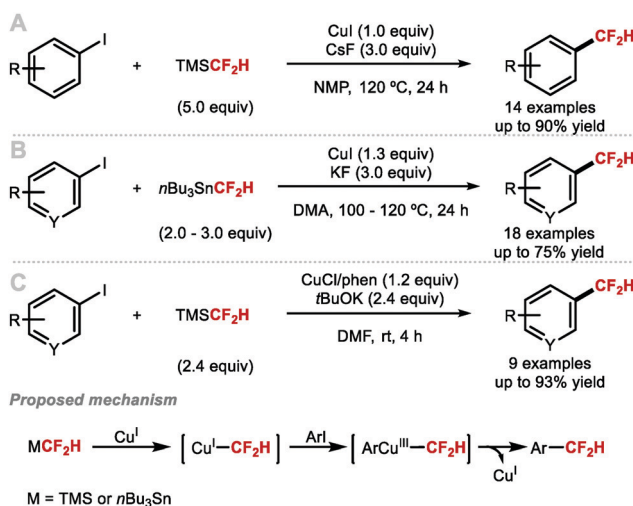
2,2-difluoro-2-(trimethylsilyl)acetate gave access to  $\alpha$ -aryl- $\alpha,\alpha$ -difluoroacetates. In subsequent steps, the resulting ester was hydrolysed followed by decarboxylation at high temperature to yield the desired difluoromethylarene. The decarboxylation step was successful only for intermediates derived from electron-deficient iodoarenes or iodopyridine. This three-step-one-pot protocol marked the first general route to access ArCF<sub>2</sub>H from aryl halides.

Hartwig and co-workers reported in 2012 the first direct copper-mediated difluoromethylation of aryl iodides using CuI, CsF and commercially available TMSCF<sub>2</sub>H (Scheme 4A).<sup>47</sup> The key discovery of this study was the necessity to use an excess of TMSCF<sub>2</sub>H (5.0 equiv.) to convert unstable [CuCF<sub>2</sub>H] into the

Fig. 5 Copper-mediated C(sp<sup>2</sup>)-CF<sub>2</sub>H bond formation.

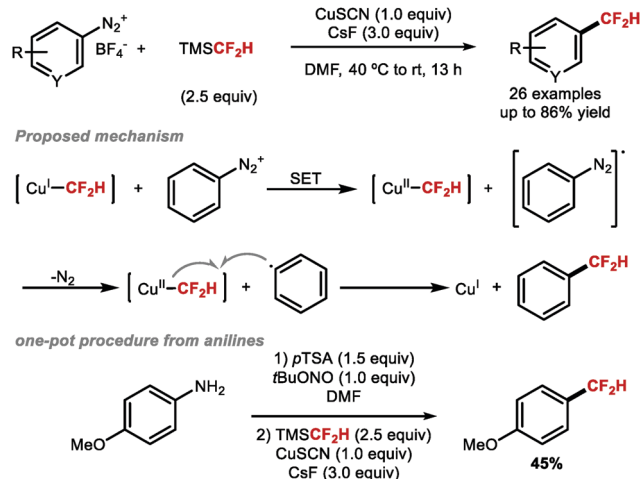


Scheme 3 Three-step sequence towards difluoromethylarenes from aryl iodides.



Scheme 4 Copper-mediated difluoromethylation of aryl iodides. Phen = phenanthroline.

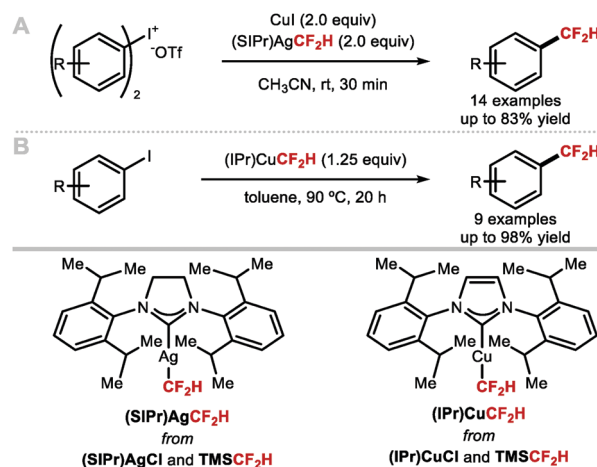
more stable disubstituted  $[\text{Cu}(\text{CF}_2\text{H})_2]^-$  cuprate complex. Electron-neutral, electron-rich, and sterically hindered aryl iodides readily underwent difluoromethylation in good yields. Electron-deficient aryl iodides did not perform well because competing protodeiodination took place. Ketone and aldehyde functional groups were not tolerated due to competing addition of  $\text{CF}_2\text{H}$  onto the carbonyl group. This contribution nevertheless sparked the development of alternative Cu-mediated reactions to facilitate  $\text{C}(\text{sp}^2)\text{-CF}_2\text{H}$  bond formation in a direct fashion. In the same year, Prakash and co-workers demonstrated that  $n\text{Bu}_3\text{SnCF}_2\text{H}$  can be utilised as a  $\text{CF}_2\text{H}$  source to functionalise (hetero)aryl iodides using stoichiometric copper iodide (Scheme 4B).<sup>48</sup> In contrast to Hartwig's method, iodoarenes functionalised with electron-withdrawing functional groups were readily difluoromethylated. Notably, whilst Hartwig's method suffered from competing nucleophilic addition to carbonyl groups, Prakash and co-workers did not observe these side-products under their reaction conditions. In 2014, Qing and co-workers reported that modifications of Hartwig's procedure including the use of a more soluble base ( $t\text{BuOK}$ ) and the introduction of phenanthroline ligand, allowed for electron-poor aryl iodides and a selection of heteroaryl iodides to undergo difluoromethylation at ambient temperature (Scheme 4C).<sup>49</sup>



Scheme 5 Copper-mediated difluoromethylation of aryl diazonium salts.

In the same year, Gooßen and co-workers illustrated that difluoromethylation of (hetero)aryl diazonium salts was possible using  $\text{TMSCF}_2\text{H}$  and  $\text{CuSCN}$  (Scheme 5).<sup>50</sup> Radical inhibition and trapping experiments suggested that this reaction likely proceeds through a radical pathway involving first transmetalation of the  $\text{CF}_2\text{H}$  group at  $\text{Cu}^{\text{I}}$  followed by single electron transfer (SET) generating a  $\text{Cu}^{\text{II}}$  species and an aryl radical. Outer sphere transfer of  $\text{CF}_2\text{H}$  to the aryl radical yielded the desired difluoromethylarene. This scenario is distinct from Hartwig,<sup>47</sup> Prakash<sup>48</sup> and Qing's<sup>49</sup> methods, where transmetalation is proposed to occur at  $\text{Cu}^{\text{I}}$ , followed by oxidative addition of an aryl iodide. Gooßen and co-workers also developed a one-pot sequence from aniline precursors *via in situ* generation of the corresponding diazonium salts.

Shen and co-workers investigated alternative approaches to generate  $[\text{CuCF}_2\text{H}]$  *in situ* (Scheme 6A).<sup>51</sup> Specifically, the N-heterocyclic carbene (NHC) silver complex  $[(\text{SIPr})\text{Ag}(\text{CF}_2\text{H})]$  ( $\text{SIPr}$  = 1,3-bis(2,6-diisopropylphenyl)imidazolin-2-ylidene) prepared from  $[(\text{SIPr})\text{AgCl}]$  is air and moisture stable, and allowed



Scheme 6 (NHC) $\text{MCF}_2\text{H}$  complexes for the difluoromethylation of diaryl iodonium salts and aryl iodides.



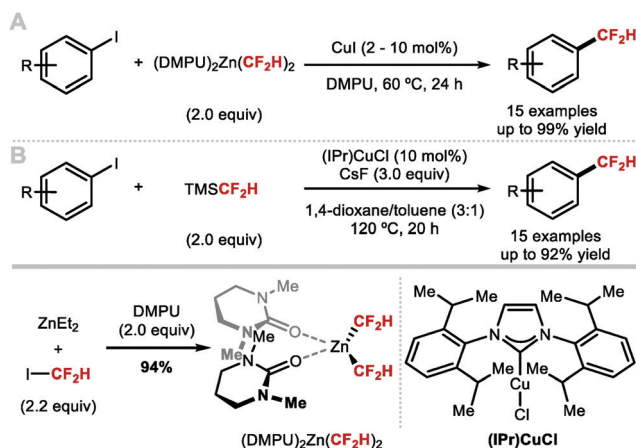
*in situ* generation of  $L_nCuCF_2H$  upon treatment with  $CuI$ . This strategy led to rapid formation of difluoromethylarenes from diaryliodonium triflates at room temperature. Substrates bearing electron-donating and electron-withdrawing substituents were tolerated and afforded the desired products in good yields. Inspired by this work, Sanford and co-workers developed a protocol towards an NHC-copper- $CF_2H$  complex which alleviated the need for a bimetallic system (Scheme 6B).<sup>46</sup> Similarly to  $[(SIPr)Ag(CF_2H)]$ ,  $[(IPr)Cu(CF_2H)]$  was prepared from  $[(IPr)CuCl]$  and  $TMSCF_2H$ , and found sufficiently stable for isolation. Using a stoichiometric amount of  $[(IPr)Cu(CF_2H)]$ , several electron-deficient aryl iodides readily underwent difluoromethylation. Electron-rich substrates were also suitable but led to difluoromethylated products in lower yields.

### 2.1.b $C(sp^2)-CF_2H$ bond formation under copper catalysis.

Mikami and co-workers reported the first Cu-catalysed difluoromethylation of aryl iodides using  $[(DMPU)_2Zn(CF_2H)_2]$ , a reagent developed by Vicic and co-workers (Scheme 7A).<sup>52,53</sup> This  $CF_2H$  reagent is prepared from commercially available difluoroiodomethane and diethylzinc, in the presence of two equivalents of DMPU. Transmetalation from the zinc reagent to the copper catalyst ( $CuI$ ) at room temperature generates the  $[Cu(CF_2H)_2]^-$  complex previously proposed by Hartwig.<sup>47</sup> Under these conditions, a variety of electron-deficient aryl iodides afforded the desired difluoromethylated products in moderate to excellent yields.<sup>53</sup> Similarly, Sanford's report on the synthesis of  $[(IPr)Cu(CF_2H)]$ , illustrates that the same cuprate complex can be generated *in situ* using catalytic amounts of  $[(IPr)CuCl]$ , and  $TMSCF_2H$  (Scheme 7B).<sup>46</sup> Under these conditions, electron-rich substrates performed well, whilst electron-deficient substrates performed better under the stoichiometric conditions described in Scheme 6B.

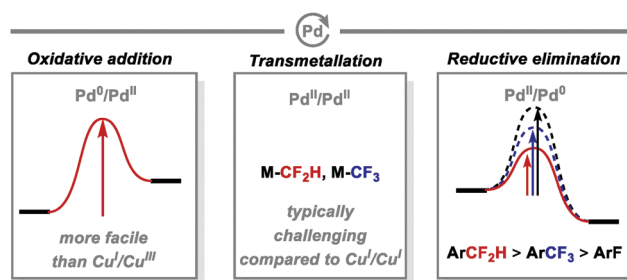
### 2.1.c $C(sp^2)-CF_2H$ bond formation under palladium catalysis.

The oxidative addition of aryl halides occurs more readily at  $Pd^0$  than  $Cu^I$ . However, a challenge associated with  $Pd$  lies in the slower transmetalation to transfer  $CF_2H$  onto  $Pd^{II}$  versus  $Cu^I$ . These challenges are comparable to those associated with transmetalation of  $CF_3$  at  $Pd^{II}$ . Shen and co-workers reported that reductive elimination of  $Ar-CF_2H$  at  $Pd^{II}$  is more facile than for  $Ar-CF_3$  (Fig. 6).<sup>54-57</sup>



Scheme 7 Copper-catalysed difluoromethylation of aryl iodides.

To overcome the challenges of transmetalation for  $CF_2H$  at  $Pd^{II}$ , Shen and co-workers developed an effective cooperative  $Pd/Ag$  catalytic system for the synthesis of difluoromethylarenes from aryl bromides or aryl iodides in the presence of  $TMSCF_2H$  (Scheme 8A).<sup>57</sup> The data imply that the *in situ* generated  $[(SIPr)Ag(CF_2H)]$  complex acts as a transmetalation shuttle in this system. The use of stoichiometric pre-formed  $[(SIPr)Ag(CF_2H)]$  in combination with the electron-rich and sterically hindered Buchwald catalyst  $PdXPhosG3$  (10 mol%) in the presence of  $XPhos$  (10 mol%), allowed for a broader selection of aryl chlorides and triflates to undergo difluoromethylation in high yields (Scheme 8B).<sup>58</sup> A selection of functionalised molecules were reacted in high yields, giving medicinal chemists a new tool to access  $CF_2H$ -containing drug-like molecules in a late-stage fashion. The same authors further illustrated that (hetero)aryl chlorides are amenable to difluoromethylation in the presence of stoichiometric  $[(SIPr)Ag(CF_2H)]$  and  $Pd(dba)_2$  (5 mol%) (Scheme 8C).<sup>59</sup> This procedure provides a useful alternative to radical methods which are generally promiscuous with respect to regioselectivity (see Section 2.2). In addition to protocols which use  $Ag^I$  complexes to readily transfer  $CF_2H$  to  $Pd$ , Mikami and co-workers reported a  $Pd$ -catalysed Negishi-type cross-coupling of aryl halides with  $[(TMEDA)Zn(CF_2H)_2]$  (Scheme 8D).<sup>60</sup> This reagent was readily prepared from difluoroiodomethane and diethylzinc in presence of  $N,N,N',N'$ -tetramethylethylenediamine (TMEDA). Electron-deficient and electron-rich (hetero)aryl halides were suitable substrates for this difluoromethylation protocol, affording the desired products in good to excellent yields. In 2019, Sanford and co-workers reported the  $Pd$ -catalysed difluoromethylation of aryl chlorides/bromides with  $TMSCF_2H$  (Scheme 8E).<sup>61</sup> The authors identified optimal catalysts, either  $Pd(dba)_2/BrettPhos$



General mechanism

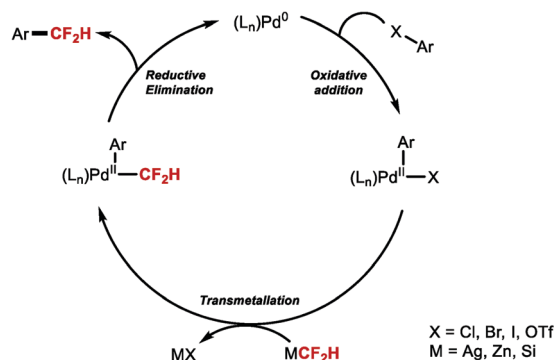
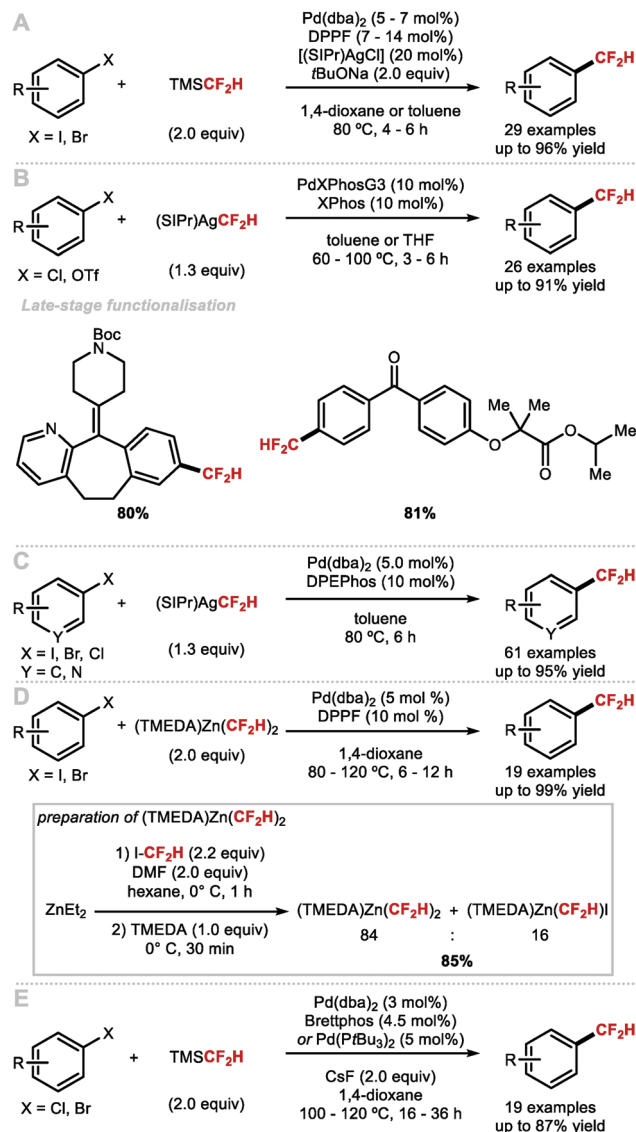


Fig. 6  $C(sp^2)-CF_2H$  bond formation under palladium catalysis.





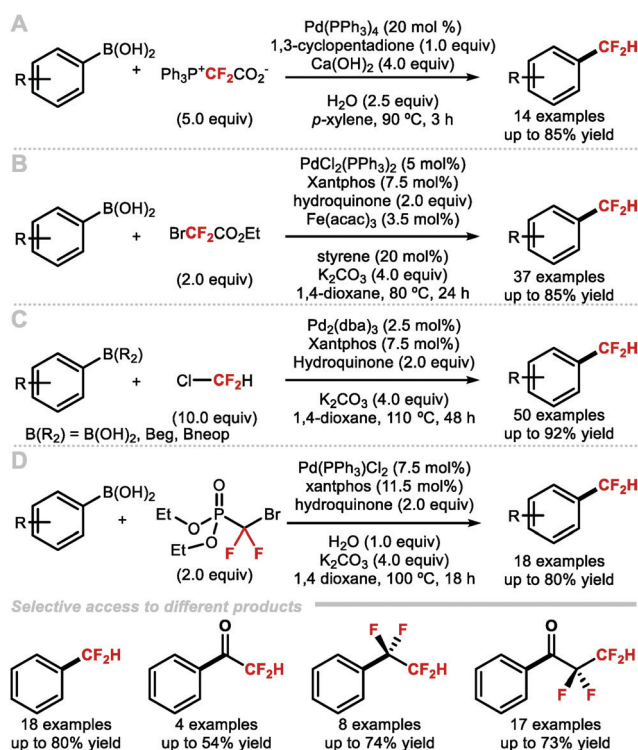
Scheme 8 Palladium-catalysed difluoromethylation of aryl (pseudo)halides.

or Pd(PtBu<sub>3</sub>)<sub>2</sub>, and found that electron-neutral and electron-rich substrates performed well under the optimised reaction conditions. The authors postulated that this reaction operates under a Pd<sup>0</sup>/Pd<sup>II</sup> catalytic cycle.

Difluorocarbene reagents can be used to generate MCF<sub>2</sub>H complexes upon protonation of *in situ* formed (difluorocarbene)-metal ([M = CF<sub>2</sub>]) complexes. Several groups have exploited this strategy to convert aryl boron reagents to ArCF<sub>2</sub>H compounds under Pd-catalysis.<sup>62-65</sup> Aryl boron reagents are advantageous candidates for difluoromethylation because they are often commercially available or easy to prepare. Furthermore, they are often bench-stable precursors, a desirable feature for cross-coupling reactions.<sup>66-68</sup> Xiao and co-workers developed a Pd-catalysed difluoromethylation of aryl boronic acids with PDFA as a difluorocarbene source in 2016 (Scheme 9A).<sup>63</sup> In their report the authors suggest that the Pd=CF<sub>2</sub> species could act as a difluorocarbene transfer reagent. Zhang and co-workers

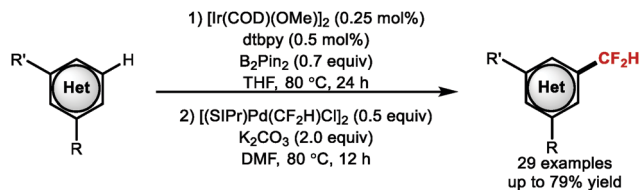
developed a Pd-catalysed difluoromethylation of aryl boronic acids using commercially available ethyl bromodifluoroacetate (Scheme 9b).<sup>62</sup> This protocol has a broad substrate scope and functional group compatibility. Bioactive molecules such as flavanone-, ezetimibe- and estrone-derived aryl boronic acids all underwent difluoromethylation without the need to protect carbonyl or hydroxyl groups. Preliminary mechanistic studies demonstrated that a Pd=CF<sub>2</sub> intermediate is generated in this reaction. In 2017, Zhang and co-workers reported the palladium-catalysed difluoromethylation of (hetero)arylboronic acids and esters using chlorodifluoromethane as a difluorocarbene source (Scheme 9C).<sup>64</sup> The reaction proceeded smoothly for electron-rich and electron-deficient (hetero)arylboronic acids, tolerated a variety of functional groups, and allowed access to various bioactive CF<sub>2</sub>H-containing analogues. The need for an excess of ozone-depleting chlorodifluoromethane is a limitation of this technology. In 2019, Zhang and Houk developed a controllable Pd-catalysed difluorocarbene transfer reaction which employs aryl boronic acids and BrCF<sub>2</sub>P(O)(OEt)<sub>2</sub> as alternative difluorocarbene precursor (Scheme 9D).<sup>65</sup> Alterations of the reaction conditions afforded four distinct types of products, specifically difluoromethylated and tetrafluoroethylated arenes as well as the corresponding fluoroalkylated ketones.

In 2020, Shen and co-workers developed a two-step one-pot C-H borylation-difluoromethylation protocol which allowed site-selective difluoromethylation of a range of (hetero)arenes (Scheme 10).<sup>69</sup> The authors suggest a mechanism which involves concurrent ligand transfer that delivers both the CF<sub>2</sub>H group and



Scheme 9 Pd-Catalysed difluoromethylation of aryl boron precursors via a difluorocarbene mechanism.





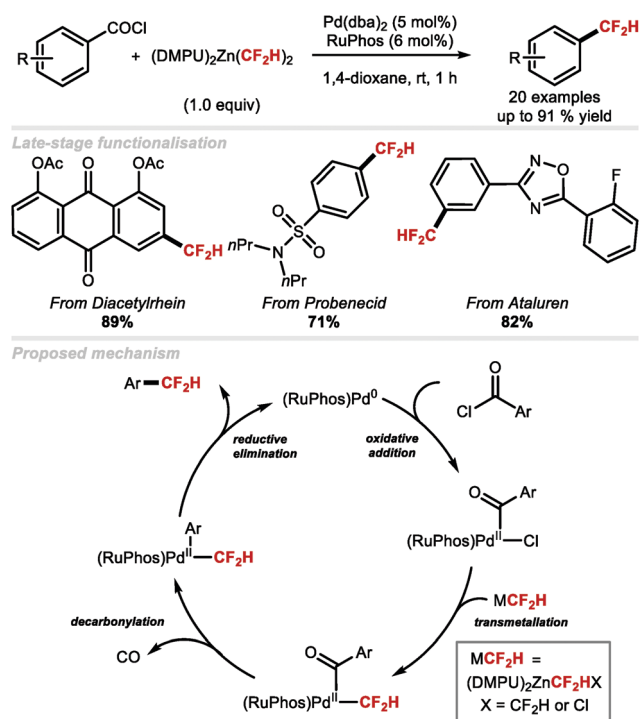
Scheme 10 Two-step C–H borylation–difluoromethylation of arenes.

NHC ligand from [(SIPr)Ag(CF<sub>2</sub>H)] to Pd<sup>II</sup>, generating the [(SIPr)Pd(CF<sub>2</sub>H)Cl] complex *in situ*. From a medicinal chemist's perspective, this novel methodology represents an attractive strategy as it is suitable for the late-stage site-selective introduction of CF<sub>2</sub>H onto (hetero)arenes.

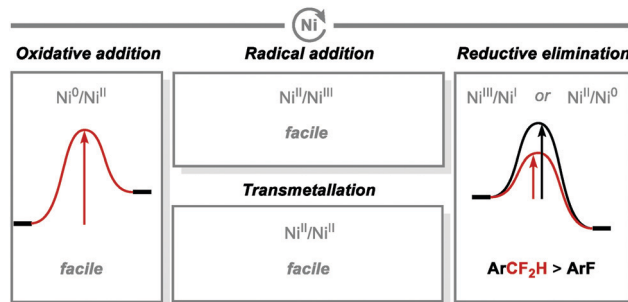
In 2018, the Ritter group reported the catalytic decarbonylative difluoromethylation of aryl chlorides, a reaction requiring 5 mol% Pd(dba)<sub>2</sub>, 6 mol% RuPhos and 1 equivalent of [(DMPU)<sub>2</sub>Zn(CF<sub>2</sub>H)<sub>2</sub>] (Scheme 11).<sup>70</sup> Electron-deficient, electron-rich and heterocycle-containing benzoyl chlorides all underwent difluoromethylation at ambient conditions. A range of bioactive compounds including diacetylthein, probenecid and ataluren led to the desired products in good to excellent yields. The proposed catalytic cycle involves oxidative addition of the aryl chloride to Pd<sup>0</sup> which affords [(aryl)Pd<sup>II</sup>(Cl)], followed by CF<sub>2</sub>H transmetalation from (DMPU)<sub>2</sub>Zn(CF<sub>2</sub>H)<sub>2</sub>, an event leading to the Pd<sup>II</sup> intermediate undergoing decarbonylation. Reductive elimination furnishes the desired difluoromethylarene with regeneration of the Pd<sup>0</sup> catalyst.

#### 2.1.d C(sp<sup>2</sup>)-CF<sub>2</sub>H bond formation under nickel catalysis.

Nickel's open-shell electronic configurations (*i.e.* Ni<sup>I</sup>, Ni<sup>III</sup>) display higher stability than its second and third period counterparts

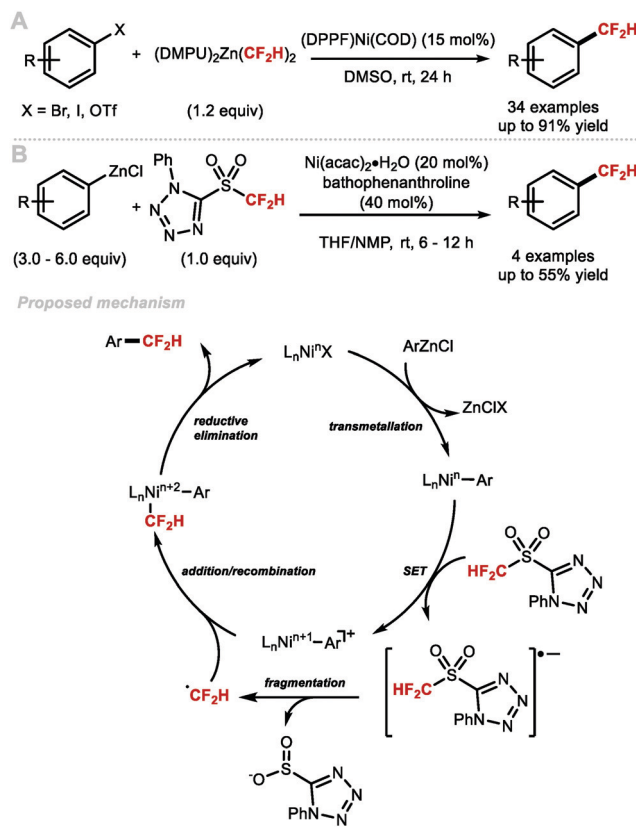


Scheme 11 Pd-Catalysed decarbonylative difluoromethylation of aryl chlorides.

Fig. 7 C(sp<sup>2</sup>)-CF<sub>2</sub>H bond formation under nickel catalysis.

(Pd, Pt) (Fig. 7).<sup>71</sup> As a result, the activation of an electrophile by Ni can occur through either a two-electron (oxidative addition) or *via* a single electron process. In addition, Ni<sup>0</sup> has the ability to readily undergo oxidative addition to Ni<sup>II</sup>, Ni<sup>II</sup> transmetalation is facile, as is radical addition converting Ni<sup>II</sup> to Ni<sup>III</sup>. Furthermore, rapid reductive elimination for Ar–CF<sub>2</sub>H bond formation from both Ni<sup>II</sup> and Ni<sup>III</sup> makes nickel an attractive metal for arene functionalisation including difluoromethylation.

In 2016, Vici and co-workers reported the nickel-catalysed difluoromethylation of aryl halides and triflates with [(DMPU)<sub>2</sub>Zn(CF<sub>2</sub>H)<sub>2</sub>] (Scheme 12A).<sup>52</sup> [(DMPU)<sub>2</sub>Zn(CF<sub>2</sub>H)<sub>2</sub>] was found to be stable for long periods under an inert atmosphere and readily reacts with a variety of electron-deficient arenes in the



Scheme 12 Nickel-catalysed difluoromethylation of aryl (pseudo)halides and monoaryl zincates. DPPF = 1,1'-ferrocenediyl-bis(diphenylphosphine), COD = 1,5-cyclooctadiene, acac = acetyl acetonate.

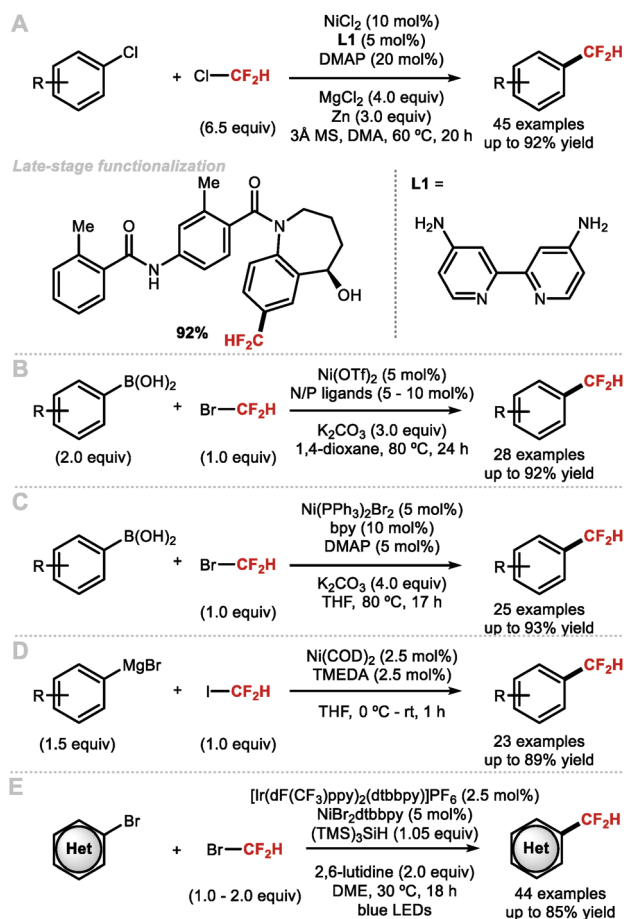
presence of the nickel pre-catalyst  $[(DPPF)Ni(COD)]$ . Electron-rich substrates gave lower yields. The authors postulated that this Negishi-type cross-coupling operates under a traditional  $Ni^0/Ni^{II}$  redox shuttle. Baran and co-workers reported the synthesis of difluoromethylated products using redox active 5-((difluoromethyl)sulfonyl)-1-phenyl-1H-tetrazole combined with  $Ni(acac)_2 \cdot H_2O$  and an excess of aryl zinc reagents (Scheme 12B).<sup>72</sup> The authors postulate a mechanism whereby the aryl zinc reagent first undergoes transmetalation with nickel, yielding a nickel aryl species. This species can then reduce 5-((difluoromethyl)sulfonyl)-1-phenyl-1H-tetrazole, oxidizing the nickel aryl complex in the process. Fragmentation of the 5-((difluoromethyl)sulfonyl)-1-phenyl-1H-tetrazole radical anion yields the difluoromethyl radical which adds to  $[L_nNi^{n+1}Ar]$ . The resulting  $[Ar-Ni^{n+2}-CF_2H]$  complex undergoes reductive elimination to release the difluoromethylarene with regeneration of  $L_nNi^IX$ .

Zhang and co-workers modified their  $Pd^0$ -catalysed difluoromethylation of aryl chlorides with the development of a method that utilizes a  $Ni^{II}$  catalyst (Scheme 13A).<sup>73</sup> The authors suggest a mechanism which commences with the reduction of the  $Ni^{II}$  catalyst to  $Ni^0$  in the presence of  $Zn^0$  serving as stoichiometric reductant. Subsequent oxidative addition of the aryl chloride, and reaction with an *in situ* generated  $CF_2H$  radical yielded the  $Ar[Ni^{III}]CF_2H$  intermediate which readily underwent reductive

elimination to furnish the difluoromethylarene product. The method is scalable (up to 10 g), and the mild reaction conditions are suitable for LSF of biologically relevant compounds. The requirement of an excess of ozone depleting  $ClCF_2H$  is a disadvantage of this methodology. In 2018, Wang and Zhang simultaneously reported the nickel-catalysed difluoromethylation of arylboronic acids, with bromodifluoromethane. Wang and co-workers screened different combinations of phosphine and nitrogen ligands in a high-throughput fashion, with various iterations being necessary to optimise the reaction conditions found to be substrate-dependent (Scheme 13B).<sup>74</sup> Zhang and co-workers reported that commercially available 2,2'-bipyridine in combination with  $[Ni(PPh_3)_2Br_2]$  (5–10 mol%) was sufficient to access various electron-rich and electron-withdrawing difluoromethylarenes in good yields (Scheme 13C).<sup>75</sup> Both reports postulate a  $Ni^I/Ni^{III}$  catalytic cycle whereby the initial step involves transmetalation of the aryl boronic acid. Subsequent reaction of  $[(Ar)Ni^IL_n]$  with bromodifluoromethane *via* SET, followed by radical recombination, yields the  $[(Ar)(CF_2H)Ni^{III}L_nBr]$  intermediate which reductively eliminated to furnish the desired difluoromethylarene. In the same year, Mikami and co-workers reported that aryl Grignard reagents underwent successful difluoromethylation in the presence of difluoroiodomethane,  $[Ni(COD)_2]$  (2.5 mol%) and TMEDA (2.5 mol%) (Scheme 13D).<sup>76</sup> In the same year, the MacMillan group merged nickel and photoredox catalysis for the difluoromethylation of a broad range of (hetero)aryl halides (Scheme 13E).<sup>77</sup> This nickel/photoredox-catalyzed cross-electrophile coupling reaction proceeds at room temperature. A unique mechanistic feature which allows this reaction to proceed under mild conditions is the implementation of a silyl radical mediated bromine atom abstraction from bromodifluoromethane. This mild activation mode allows for the LSF of biologically relevant compounds. Of note is the tolerance of the method to several pharmaceutically-relevant heterocycles such as electron-rich pyrimidines, pyrazoles, and indoles. In particular, the successful difluoromethylation of 1-(3-bromo-1H-pyrazol-1-yl)ethan-1-one is of interest considering that 3-(difluoromethyl)-1-methyl-1H-pyrazole is a motif important to the agrochemical industry.

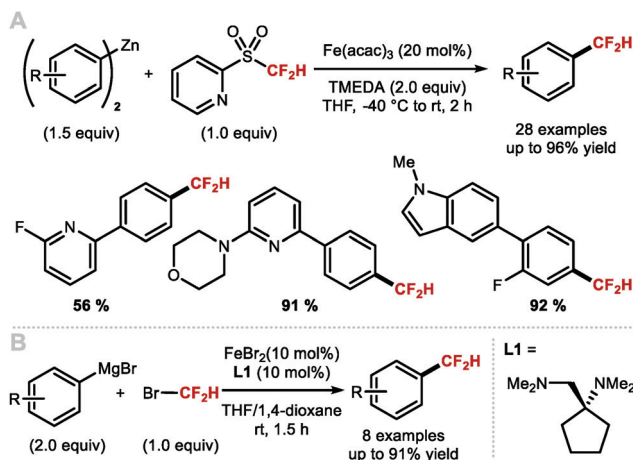
### 2.1.e $C(sp^2)-CF_2H$ bond formation under iron catalysis.

Using widely abundant earth crust iron, Hu and co-workers reported in 2018 a mild and broadly applicable Fe-catalysed cross-coupling protocol for the difluoromethylation of diaryl zinc reagents. This was achieved, using commercially available difluoromethyl 2-pyridyl sulfone (2-PySO<sub>2</sub>CF<sub>2</sub>H), TMEDA and Fe(acac)<sub>3</sub> (20 mol%) (Scheme 14A).<sup>78</sup> This difluoromethylation proceeds under mild reaction conditions and gives access to electron-rich and electron-deficient difluoromethylarenes. In the same year, Zhang and co-workers reported the iron-catalysed difluoromethylation of aryl Grignard reagents with bromodifluoromethane in combination with catalytic FeBr<sub>2</sub>. The use of the bulky diamine ligand 1-((dimethylamino)methyl)-N,N-dimethylcyclopentan-1-amine (L1) over other commonly used diamine ligands such as N,N,N',N'-tetramethyl-ethane-1,2-diamine (TMEDA) proved crucial to circumvent the formation of by-products resulting from defluorination (Scheme 14B).<sup>79</sup>



Scheme 13 Nickel-catalysed difluoromethylation of aryl halides, aryl boronic acids and aryl Grignard reagents.

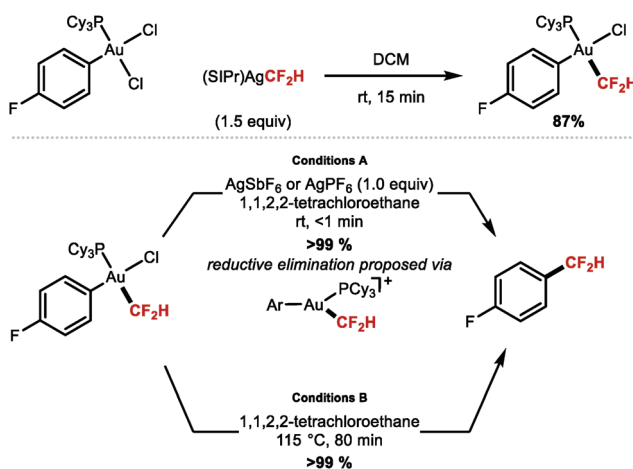




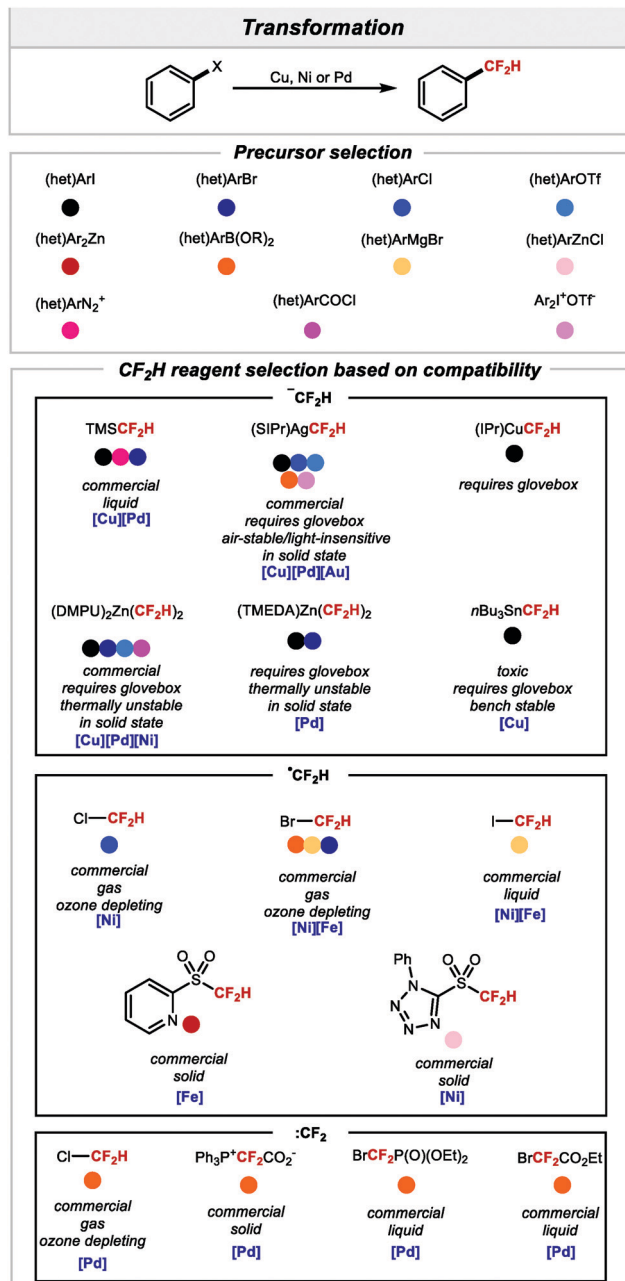
Scheme 14 Iron-catalysed difluoromethylation of diaryl zinc and aryl Grignard reagents.

**2.1.f C(sp<sup>2</sup>)-CF<sub>2</sub>H bond formation mediated by gold.** The demand for stable yet reactive MCF<sub>2</sub>H complexes led Shen and co-workers to prepare the first isolable AuCF<sub>2</sub>H complex, *cis*-[Au(PCy<sub>3</sub>)(4-FC<sub>6</sub>H<sub>4</sub>)(CF<sub>2</sub>H)(Cl)] through transmetalation from [(SIPr)Ag(CF<sub>2</sub>H)] and *cis*-[Au(PCy<sub>3</sub>)(4-FC<sub>6</sub>H<sub>4</sub>)(Cl)<sub>2</sub>] (Scheme 15).<sup>80</sup> The reaction of this complex at room temperature with a silver salt such as AgSbF<sub>6</sub> or AgPF<sub>6</sub>, allowed for facile reductive elimination to yield 4-(difluoromethyl)fluorobenzene in very short reaction times (<1 min). In the absence of silver, the reductive elimination proceeded at elevated temperatures (115 °C), and required longer reaction times (80 min). The authors suggest that the cationic intermediate [Au(PCy<sub>3</sub>)(4-F-C<sub>6</sub>H<sub>4</sub>)(CF<sub>2</sub>H)]<sup>+</sup> can form from *cis*-[Au(PCy<sub>3</sub>)(4-FC<sub>6</sub>H<sub>4</sub>)(CF<sub>2</sub>H)(Cl)] in the presence of Ag<sup>+</sup>. This cationic Au complex is required to achieve rapid reductive elimination at room temperature.

From Section 2.1, it is evident that there is currently an abundance of methods to access difluoromethylarenes in a single step under catalytic conditions from a wide array of accessible precursors. Scheme 16 provides a guide for practitioners of this



Scheme 15 Synthesis and reductive elimination from the *cis*-[Au(PCy<sub>3</sub>)(4-FC<sub>6</sub>H<sub>4</sub>)(CF<sub>2</sub>H)(Cl)] complex.



Scheme 16 Overview of precursors and difluoromethylating reagents used to access difluoromethyl(hetero)arenes.

chemistry, illustrating some key features with respect to the CF<sub>2</sub>H source and activation manifold employed for each class of substrates. This information may aid selection of the methodology best suited to the problem at hand.

## 2.2 C(sp<sup>2</sup>)-CF<sub>2</sub>H bond formation via C-H difluoromethylation

The field of C-H difluoromethylation mostly relies on the generation and reactivity of the difluoromethyl radical although cross-coupling methodologies have appeared. The radical stability of fluoroalkylated radicals varies with fluorine content (CH<sub>2</sub>F > CF<sub>2</sub>H > CF<sub>3</sub>).<sup>81</sup> The geometry of fluoroalkyl radicals is also



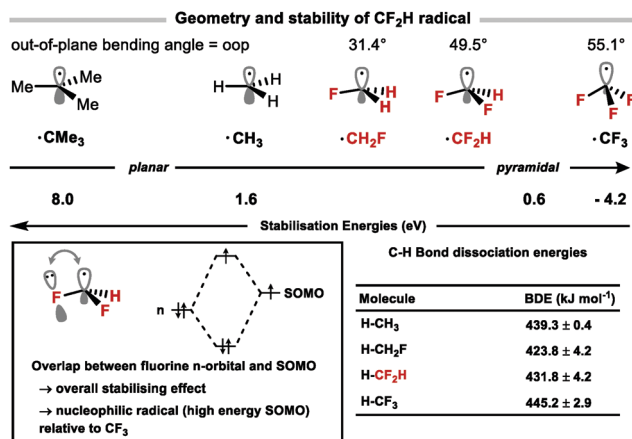


Fig. 8 Geometry and stability of the CF<sub>2</sub>H radical versus others. Out-of-plane bending angles calculated computationally (B3LYP/6-31G(d)).

affected by the degree of fluorine substitution, becoming progressively more tetrahedral with increased fluorine substitution as evidenced by the respective out of plane (oop) bending angles,  $\text{oop}_{\text{CF}_3} = 55.1^\circ$ ,  $\text{oop}_{\text{CF}_2\text{H}} = 49.5^\circ$ ,  $\text{oop}_{\text{CH}_2\text{F}} = 31.4^\circ$ .<sup>82</sup> This distortion from planarity results in less effective overlap of fluorine lone pairs with the single occupied molecular orbital (SOMO) (Fig. 8). Combined with the lesser electron-withdrawing effect of CF<sub>2</sub>H versus CF<sub>3</sub>, the CF<sub>2</sub>H radical has a comparatively higher energy SOMO and is more nucleophilic than the CF<sub>3</sub> radical.<sup>83</sup> These properties lead to differences in reactivity and selectivity between CF<sub>2</sub>H and CF<sub>3</sub> radicals for example in Minisci-type chemistry.

The difluoromethyl radical is often generated by SET from a suitable difluoromethyl radical precursor. The most common reagents and their redox potentials are listed in Fig. 9.<sup>84–89</sup>

Methods for radical difluoromethylation have proliferated rapidly over the last few years. Several reagents can serve as CF<sub>2</sub>H radical precursor *via* a variety of activation processes including single-electron oxidation (e.g. Zn(SO<sub>2</sub>CF<sub>2</sub>H)<sub>2</sub>), single-electron reduction (e.g. ClSO<sub>2</sub>CF<sub>2</sub>H), or radical abstraction (e.g. BrCF<sub>2</sub>H) (Scheme 17).

Pioneering work by Chen and co-workers showed that gaseous CF<sub>2</sub>HI can be used as a source of CF<sub>2</sub>H radical for the iododifluoromethylation of alkenes.<sup>90</sup> This report inspired Baran and co-workers to develop [Zn(SO<sub>2</sub>CF<sub>2</sub>H)<sub>2</sub>] (DFMS), an easy-to-handle bench stable solid CF<sub>2</sub>H radical precursor.<sup>83</sup> With this reagent, N-heterocyclic substrates undergo C–H difluoromethylation in the presence of excess *t*BuOOH and trifluoroacetic acid (TFA). This report marks the first general C–H difluoromethylation protocol for heteroarenes (Scheme 18A). Their results corroborate the nucleophilic character of <sup>•</sup>CF<sub>2</sub>H radical which contrasts with the electrophilicity of <sup>•</sup>CF<sub>3</sub>. This was exemplified with the difluoromethylation of dihydroquinine, which was selective for C2 rather than C7, the latter being the preferred site for CF<sub>3</sub> radical addition. The solvent system had a profound effect on selectivity. Using 1-(pyridin-4-yl)ethan-1-one as model substrate, a C2:C3 selectivity superior to 10:1 was obtained in DCM/H<sub>2</sub>O (2.5:1). When the same reaction was conducted in DMSO/H<sub>2</sub>O (2.5:1), the C3 regioisomer was formed preferentially (C2:C3, 1:1.5). Christensen, Nielsen and

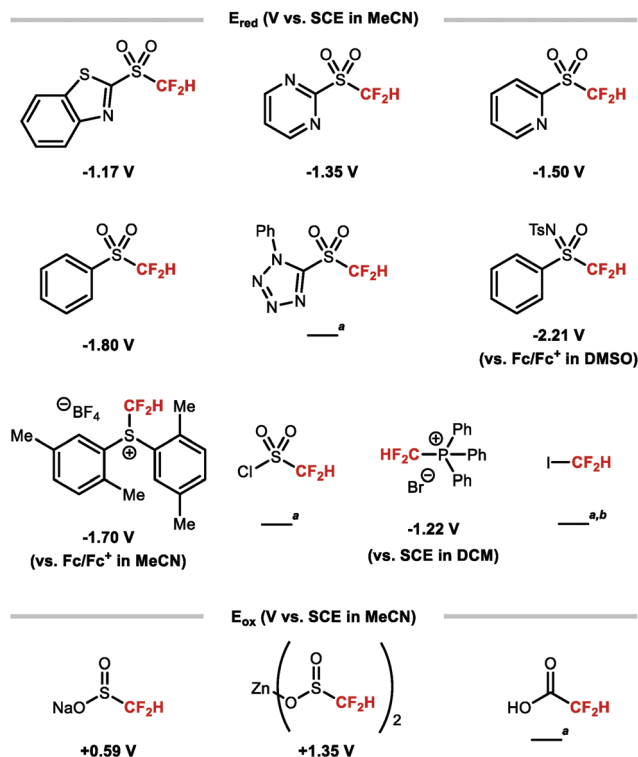
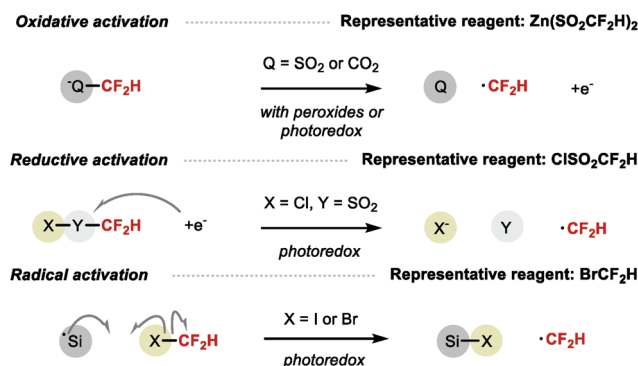


Fig. 9 Redox properties of various difluoromethyl radical sources. <sup>a</sup>Reduction potential unreported to date. <sup>b</sup>BDE<sub>C–I</sub> = 57 ± 6 kcal mol<sup>-1</sup>.

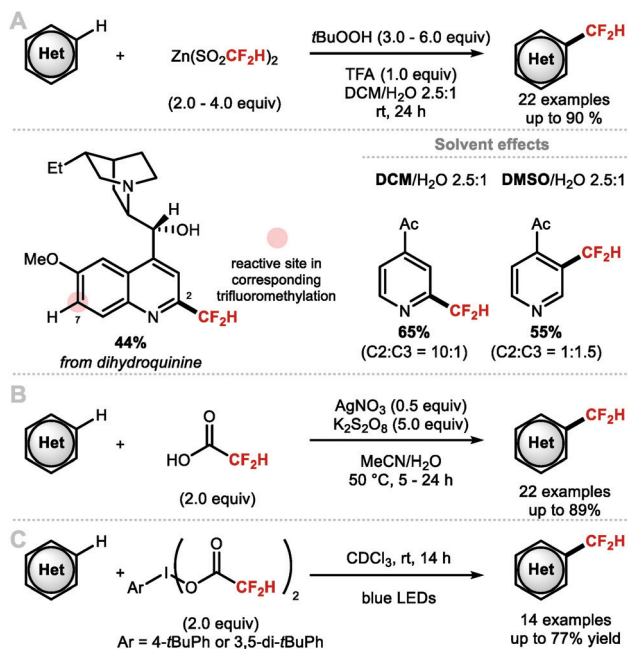


Scheme 17 Radical CF<sub>2</sub>H formation.

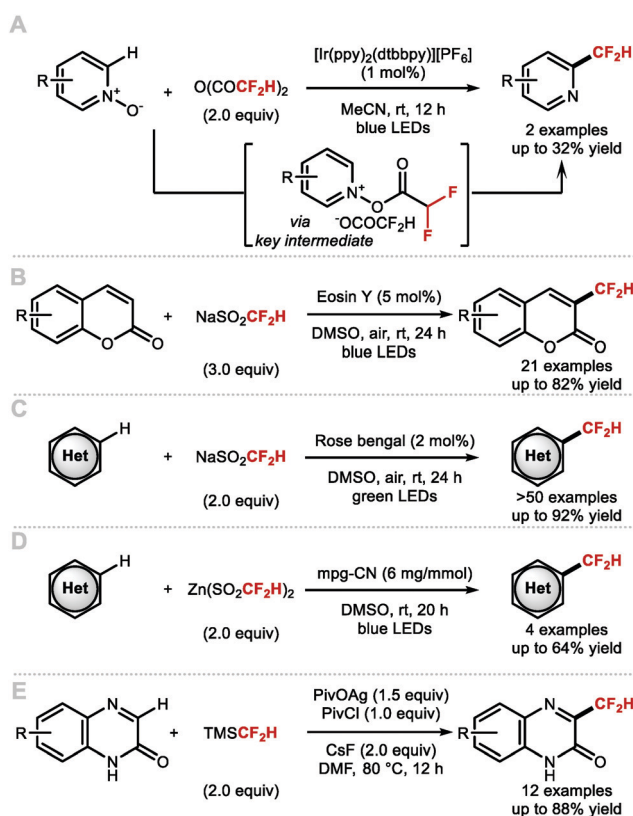
co-workers showed that inexpensive difluoroacetic acid undergoes Minisci-type difluoromethylation with a variety of pyridines and other heteroarenes (Scheme 18B).<sup>91</sup> Mono-difluoromethylation versus bis-difluoromethylation was controlled by tuning the reaction temperature, with mono-difluoromethylated compounds obtained at lower temperatures. Maruoka and co-workers developed a hypervalent iodine(III) reagent adorned with difluoroacetoxy ligands. This reagent enables C–H difluoromethylation of heteroarenes upon photolysis under blue light irradiation (Scheme 18C).<sup>92</sup>

In 2019, Stephenson and co-workers illustrated that the CF<sub>2</sub>H radical can be generated *via* photocatalytic activation of pyridinium or quinolinium complexes generated from the corresponding *N*-oxides and difluoroacetic anhydride (Scheme 19A).<sup>93</sup> In 2018, Zhang and Deng developed a visible-light driven metal-free





Scheme 18 Synthesis of heteroaryl- $\text{CF}_2\text{H}$  via radical C–H difluoromethylation.



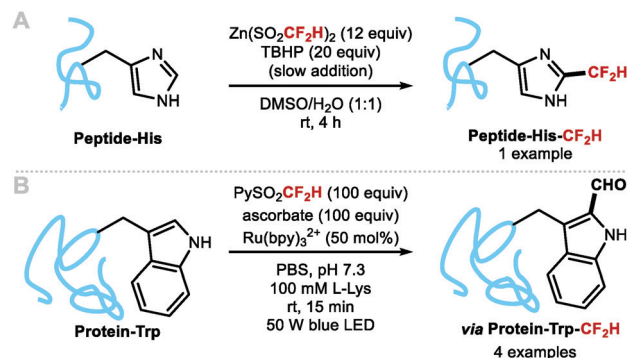
Scheme 19 Recent radical C–H difluoromethylation methods.

difluoromethylation of coumarins (Scheme 19B).<sup>94</sup> The authors generated the difluoromethyl radical from sodium difluoromethanesulfinate activated by Eosin Y, with air as stoichiometric oxidant.

More recently, Meng, Li, and co-workers found that the use of the same reagent combined with rose bengal as photocatalyst and green LEDs as light source, enabled difluoromethylation of a broad range of heteroarenes relevant to medicinal chemistry, including pyridines, pyrazines, imidazoles, pyrazoles, indoles and electron-rich arenes (Scheme 19C).<sup>95</sup> In 2019, König and co-workers disclosed an alternative activation of DFMS, using an organic semiconductor photocatalyst with applications to C–H difluoromethylation of heteroarenes (Scheme 19D).<sup>96</sup> This strategy provides a milder alternative to peroxide activation of DFMS reported by Baran but requires irradiation with blue light. Qing, Chu and co-workers recently reported a silver mediated C–H difluoromethylation of a range of heteroarenes employing  $\text{TMSCF}_2\text{H}$  as  $^-\text{CF}_2\text{H}$  source (Scheme 19E).<sup>97</sup> The reaction proceeded in high yields for quinoxalin-2(1*H*)-ones. Other heteroarenes including a benzoxazole derivative also afforded the difluoromethylated product.

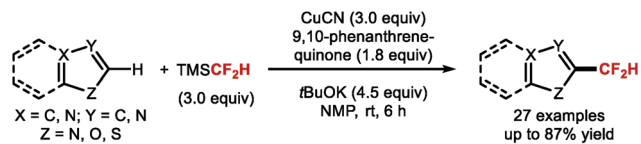
In 2019, Noisier, Gopalakrishnan and co-workers reported a single example of a C–H difluoromethylation of a histidine residue in a pentapeptide (Scheme 20A).<sup>98</sup> In 2021, Davis and co-workers demonstrated the site-selective difluoromethylation of tryptophan (Trp) residues in proteins (Scheme 20B).<sup>99</sup> A range of proteins undergoing difluoromethylation at the C2 position of Trp, include annexin A5, lysozyme, cationic trypsin and lactalbumin. Once installed, the  $\text{CF}_2\text{H}$  spontaneously hydrolysed resulting in net C–H formylation. The  $\text{HC(O)-Trp}$  residue is a privileged handle for further functionalisation.

To overcome the limitations of site-selectivity in C–H difluoromethylation, Qing and co-workers envisioned that a two-electron cross-coupling of heteroarenes with a  $[\text{CuCF}_2\text{H}]$  complex could be achieved under oxidative conditions (Scheme 21).<sup>100</sup> The authors found that when  $[\text{CuCF}_2\text{H}]$  was generated *in situ* from  $[\text{CuCN}]$  and  $\text{TMSCF}_2\text{H}$ , a variety of heterocycles activated under basic conditions could coordinate  $\text{Cu}^{\text{I}}$ . When this  $\text{Cu}^{\text{I}}$  complex was further oxidised with 9,10-phenanthrenequinone, subsequent reductive elimination furnished the difluoromethylated product. This report hallmarked the first transition-metal mediated C–H difluoromethylation protocol under oxidative conditions. C–H bonds of oxazoles, thiazoles, imidazoles, 1,3,4-oxadiazoles, benzo[*d*]-oxazoles, benzo[*d*]thiazoles, benzo[*b*]thiophenes, pyridines, thiophenes, and thiazolo[5,4-*c*]pyridines were readily difluoromethylated in good to excellent yields.

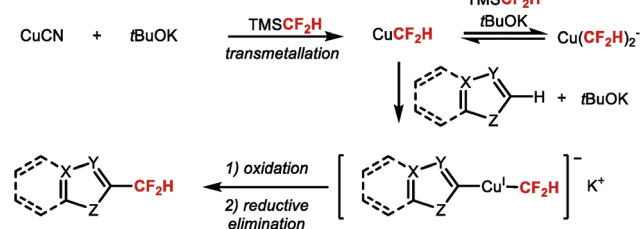


Scheme 20 C–H difluoromethylation of tryptophan residues in proteins.





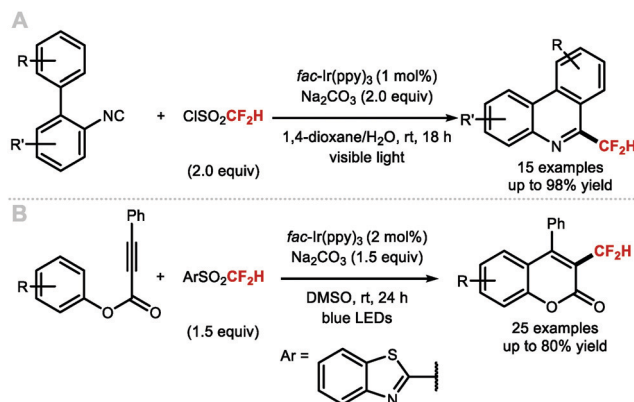
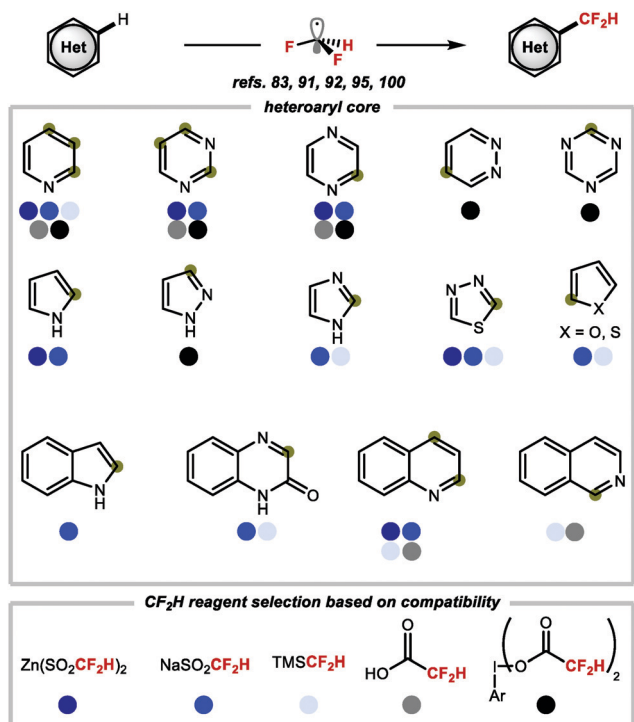
Proposed mechanism



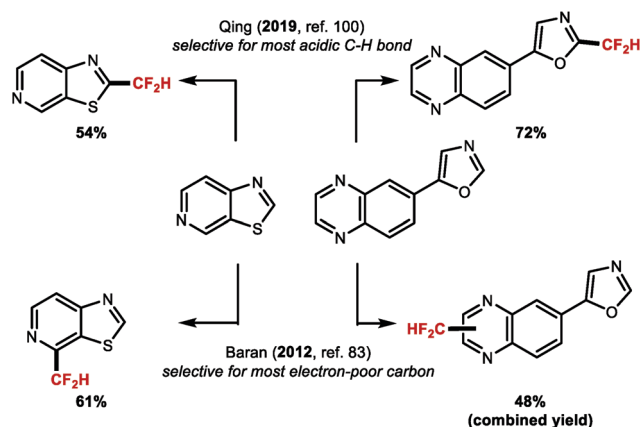
Scheme 21 Copper-mediated difluoromethylation of acidic heteroaryl C-H bonds.

Complementary to the radical C-H difluoromethylation protocol developed by Baran and co-workers,<sup>83</sup> Qing's copper mediated oxidative C-H difluoromethylation<sup>100</sup> illustrated that substrates bearing multiple reactive sites such as thiazole-[5,4-c]pyridine or 5-(quinoxaline-6-yl)oxazole undergo oxidative difluoromethylation at the more acidic C-H azole bond. In contrast, conditions developed by Baran and co-workers enable difluoromethylation at the most electron-deficient carbons adjacent to the nitrogen of the 6-membered heterocyclic ring (Scheme 22).

Other than direct methods to install CF<sub>2</sub>H groups onto heteroaromatics *via* Minisci-type chemistry, Dolbier and co-workers envisioned that the CF<sub>2</sub>H radical could react with 2-isocyano-1,1'-biphenyl to generate a series of substituted 6-(difluoromethyl)phenanthridines (Scheme 23A).<sup>101</sup> In this transformation, *fac*-Ir(ppy)<sub>3</sub> (1 mol%) activates HCF<sub>2</sub>SO<sub>2</sub>Cl to generate the CF<sub>2</sub>H radical which subsequently adds to a series of biphenyl isocyanides, affording the corresponding difluoromethylated phenanthridine products upon oxidation of the intermediate radical species followed by proton loss. Similarly, Fu and co-workers prepared a selection of 3-difluoromethylated coumarins from aryl alkynoates in a process suggested to proceed through a difluoromethylation/cyclisation sequence (Scheme 23B).<sup>102</sup>

Scheme 23 Synthesis of heteroaryl-CF<sub>2</sub>H *via* radical difluoromethylation-cyclisation.

Scheme 24 Heterocycles commonly found in medicinal chemistry and suitable reagents for radical C-H difluoromethylation.

Scheme 22 Selectivity of radical *versus* oxidative C-H difluoromethylation.

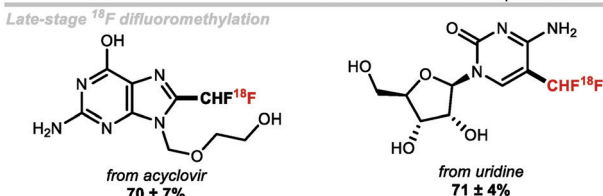
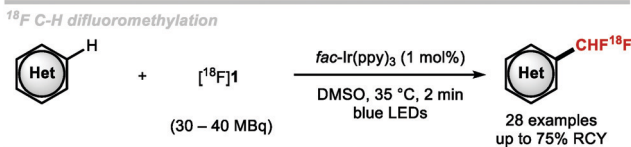
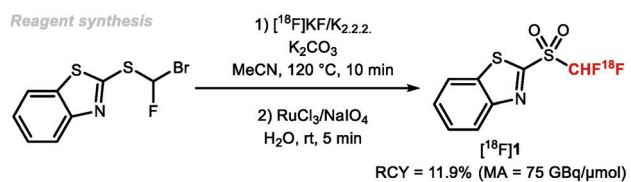
In summary, it is evident that there is an abundance of methods to access a range of heteroarenes substituted with CF<sub>2</sub>H groups in a single step through C-H difluoromethylation. Scheme 24 provides a selection of heteroarenes that are important to medicinal chemists, and the difluoromethylation reagents that have been used for selective C-H difluoromethylation of functionalised analogues of these heteroarenes.

### 2.3 C(sp<sup>2</sup>)-[<sup>18</sup>F]CF<sub>2</sub>H bond formation for PET radiochemistry

The first radiosynthesis towards [<sup>18</sup>F]ArCF<sub>2</sub>H was disclosed by Gouverneur and co-workers in 2013 and accomplished using [<sup>18</sup>F]F<sub>2</sub>-derived [<sup>18</sup>F]selectfluor bis(triflate).<sup>103</sup> In 2016, Gouverneur and co-workers disclosed a more broadly applicable method which



involved the Ag<sup>I</sup>-mediated halogen exchange reaction of electron-rich (chlorofluoromethyl)arenes and [<sup>18</sup>F]fluoride.<sup>104</sup> In the same year, Ritter and co-workers disclosed an alternative radiosynthesis of [<sup>18</sup>F]ArCF<sub>2</sub>H from aryl (pseudo)halides and [<sup>18</sup>F]fluoride.<sup>105</sup> In 2017, Liang and co-workers disclosed a two-step strategy towards [<sup>18</sup>F]ArCF<sub>2</sub>H.<sup>106</sup> This was accomplished through nucleophilic radiofluorination of benzyl (pseudo)halides with [<sup>18</sup>F]fluoride followed by oxidative C–H fluorination with Selectfluor™. In 2019, Gouverneur and co-workers published a novel approach towards [<sup>18</sup>F]ArCF<sub>2</sub>H using aryl boronic acids, ethyl bromofluoroacetate and [<sup>18</sup>F]fluoride.<sup>107</sup> The reaction sequence commences with a copper-catalysed cross-coupling with ethyl bromofluoroacetate and an aryl boronic acid. *In situ* hydrolysis then yielded a wide selection of α-fluoroarylacetic acids. The radioisotope <sup>18</sup>F was introduced in the final step applying a Mn-mediated fluorodecarboxylation using Mn(tmp)Cl, iodosylbenzene and [<sup>18</sup>F]fluoride. Pre-complexation of two equivalents of α-fluoroarylacetic acid with iodosylbenzene to generate the hypervalent iodine complex prior to <sup>18</sup>F-fluorination led to increased F-18 incorporation. The application of the methodology was demonstrated with the radiosynthesis of a [<sup>18</sup>F]CF<sub>2</sub>H analogue of the COX-II inhibitor ZA140 which was obtained in 15% ± 2% radiochemical yield (RCY). In contrast to the aforementioned reports which disclosed radiosyntheses towards [<sup>18</sup>F]ArCF<sub>2</sub>H through halogen exchange and fluorodecarboxylation procedures, Genicot and Luxen disclosed the first <sup>18</sup>F-difluoromethylation (Scheme 25).<sup>108</sup> For this purpose, 2-[(difluoromethyl)sulfonyl]benzo[d]thiazole was prepared in 11.9% ± 1.4% RCY, and a decay corrected molar activity (MA) of up to 75 GBq μmol<sup>-1</sup>. This reagent was activated photocatalytically to generate the [<sup>18</sup>F]CF<sub>2</sub>H radical that was incorporated into a variety of N-heteroarenes including pharmaceutical drugs. The authors made a first attempt towards a more user-friendly methodology by fully automating the protocol on the 'AllinOne' TRASIS module.<sup>109</sup> This seminal report marks the first application of an F-18 labelled reagent to access the [<sup>18</sup>F](het)ArCF<sub>2</sub>H motif.



Scheme 25 Radiosynthesis of [<sup>18</sup>F]1 and <sup>18</sup>F-difluoromethylation of N-heterocycles.

### 3. C(sp<sup>3</sup>)-Difluoromethylation

CF<sub>2</sub>H groups linked to C(sp<sup>3</sup>) have attracted great interest in medicinal chemistry as a bioisosteric replacement of aliphatic alcohols and thiols.<sup>110</sup> Several compounds featuring C(sp<sup>3</sup>)-CF<sub>2</sub>H are FDA approved drugs or are currently undergoing clinical trials (Fig. 10). Eflornithine, an essential medicine according to the World Health Organization, contains a CF<sub>2</sub>H group bound to the α-carbon of the non-proteinogenic amino acid ornithine.<sup>111</sup> GDC-0077, a phosphoinositide 3-kinase (PI3K) inhibitor, contains a CF<sub>2</sub>H bound to an oxazolidinone fragment and is in clinical trials for the treatment of tumours.<sup>112</sup> Glecaprevir and Voxilaprevir both featuring an unnatural β-difluoromethylated α-amino acid are marketed macrocyclic protease inhibitors for the treatment of hepatitis C.<sup>113,114</sup> In a structure–activity relationship (SAR) study of Voxilaprevir analogues, the CF<sub>2</sub>H group was predicted to play a beneficial role by improving metabolic stability compared with the ethyl or vinyl groups.<sup>115</sup>

Analogously to traditional routes towards C(sp<sup>2</sup>)-CF<sub>2</sub>H, deoxy-fluorination of C(sp<sup>3</sup>)-CHO with sulfur tetrafluoride-derived

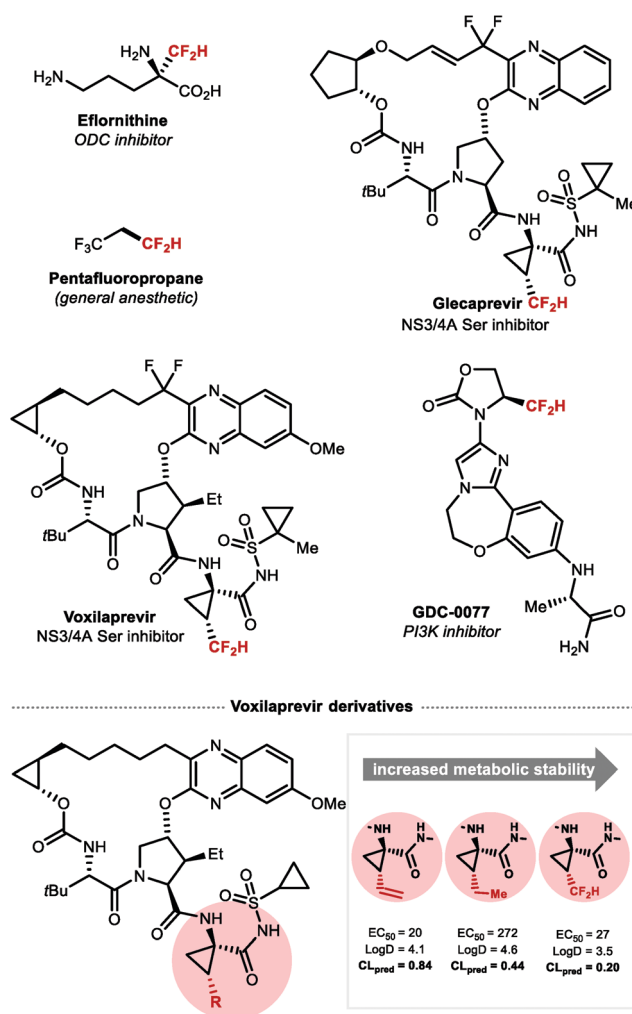


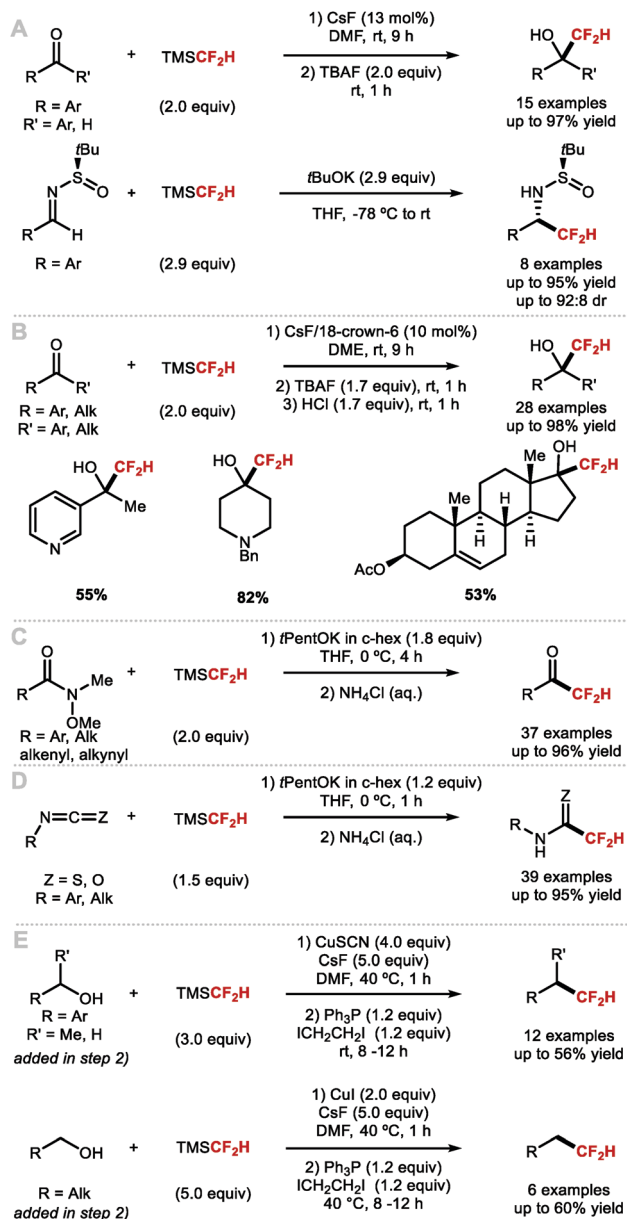
Fig. 10 Biologically relevant molecules containing C(sp<sup>3</sup>)-linked difluoromethyl groups.



reagents such as DAST<sup>®</sup>, Deoxo-Fluor<sup>®</sup> or XtalFluor<sup>®</sup> has served as a robust strategy towards C(sp<sup>3</sup>)-CF<sub>2</sub>H.<sup>116</sup> Both GDC-0077 and Voxilaprevir are prepared by deoxyfluorination of an aldehyde-containing building block. As discussed for the synthesis of difluoromethylarenes, the lack of chemoselectivity for substrates containing reactive functional groups such as alcohols, ketones and carboxylic acids is a limitation of this approach. Therefore, alternative methods to install a CF<sub>2</sub>H group through nucleophilic, electrophilic, or radical difluoromethylation pathways are of immense benefit, especially in the context of LSF.

### 3.1 C(sp<sup>3</sup>)-CF<sub>2</sub>H bond formation: nucleophilic difluoromethylation

The most common nucleophilic difluoromethylation reagent used for C(sp<sup>3</sup>)-CF<sub>2</sub>H bond formation is TMSCF<sub>2</sub>H. Various difluoromethylation reactions with silane reagents have been reported as early as the 1990s but required harsh conditions.<sup>9</sup> In 2011, Hu and co-workers reported a general and mild protocol to access a broad variety of CF<sub>2</sub>H containing alcohols and sulfonamides (Scheme 26A).<sup>117</sup> The use of TMSCF<sub>2</sub>H as “-CF<sub>2</sub>H” synthon was demonstrated with nucleophilic addition reactions to aldehydes, ketones and *N*-*tert*-butylsulfinyl imines. In the case of aldehydes, a catalytic amount of CsF in DMF was required for activation. TBAF was also added after completion of the reaction to deprotect the *in situ* formed silylated difluoromethyl carbinol. These reaction conditions were low yielding for less electrophilic substrates such as ketones that afforded the difluoromethylated products in 30–40% yield; this is because DMF competes as electrophile. This limitation was circumvented by the use of *t*BuOK to serve as a stoichiometric activator of the silane reagent. However, such basic conditions did not allow the difluoromethylation of enolisable ketones. Base activation was also applied to Ellman's *N*-*tert*-butylsulfinyl imines. These reactions were generally high yielding and showed good diastereoselectivity. In 2015, He and co-workers disclosed the use of the organic Lewis base phosphazene to activate TMSCF<sub>2</sub>H.<sup>118</sup> The method transformed (hetero)aryl-aldehydes and cinnamaldehyde into the difluoromethyl addition products in up to 99% yield. For enolisable aldehydes and diarylketones, the yields did not exceed 46%. In 2016, Hu and co-workers demonstrated that *in situ* formation of the pentavalent [(CH<sub>3</sub>)<sub>3</sub>Si(CF<sub>2</sub>H)<sub>2</sub>]<sup>-</sup> anionic species enabled difluoromethylation of enolisable ketones (Scheme 26B).<sup>119</sup> In this instance, the activation of TMSCF<sub>2</sub>H was accomplished by employing catalytic amounts of CsF or *t*BuOK. A crown ether (10 mol%) was required to stabilise the pentavalent silicate anion and to increase the activator's nucleophilicity. This methodology gave access to a broad variety of aliphatic difluoromethyl carbinols in good to excellent yields. In 2019, Pace and co-workers reported the synthesis of difluoromethyl ketones and difluoromethyl(thio)amides (Scheme 26C).<sup>120</sup> Specifically, when TMSCF<sub>2</sub>H was activated by potassium *tert*-pentoxide (*t*PentOK), Weinreb amides underwent difluoromethylation leading to difluoromethyl ketones. The same authors reported an efficient difluoromethylation of iso(thio)cyanates leading to difluoromethyl(thio)amides (Scheme 26D).<sup>121</sup> For this reaction, TMSCF<sub>2</sub>H was also activated by *t*PentOK as the use of this sterically



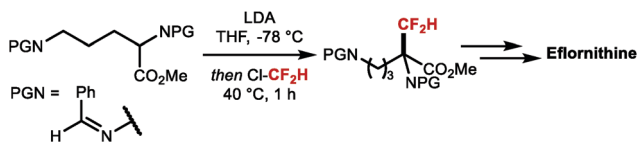
Scheme 26 Methods of nucleophilic difluoromethylation.

hindered base prevented undesired addition of the base itself onto the isothiocyanates, a side reaction observed with *t*BuOK. In 2020, Wu and Xiao reported the dehydroxylative difluoromethylation of alcohols.<sup>122</sup> Their system involves activation of the alcohol using R<sub>3</sub>P and ICH<sub>2</sub>CH<sub>2</sub>I and requires stoichiometric quantities of preformed [CuCF<sub>2</sub>H]. Their reaction proceeds under mild conditions and shows good functional group tolerance (Scheme 26E).

### 3.2 C(sp<sup>3</sup>)-CF<sub>2</sub>H bond formation: electrophilic difluoromethylation

Net electrophilic difluoromethylation at C(sp<sup>3</sup>)-centres has been well studied. For example, the key step in the synthesis of the ornithine decarboxylase (ODC) inhibitor Eflornithine, a drug developed in the 1970's and brought to market in 1990 to treat sleeping sickness is prepared by α-difluoromethylation



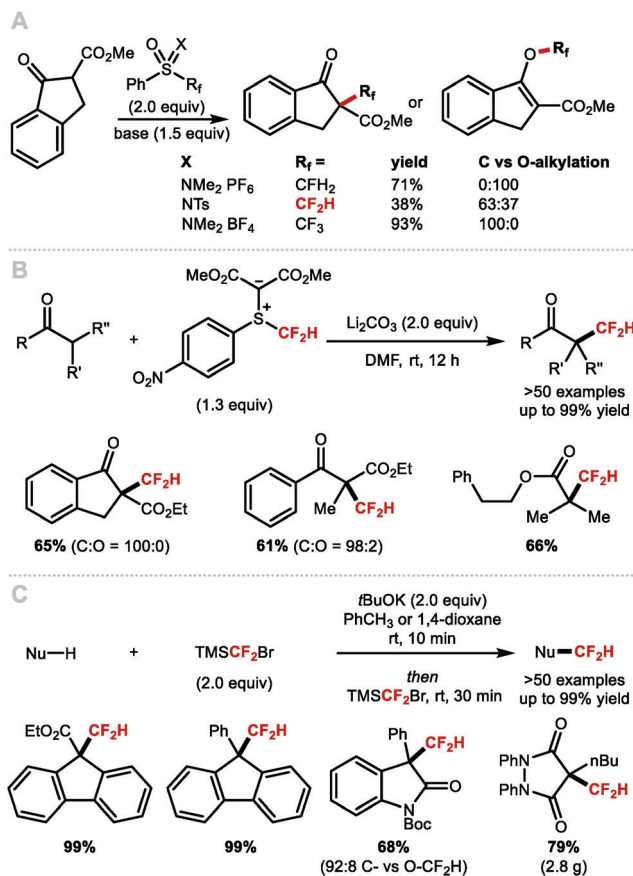


Scheme 27 Key step in the synthesis of Eflornithine.

with  $\text{ClCF}_2\text{H}$ , an ozone-depleting substance (ODS) (Scheme 27).<sup>111</sup> This transformation was proposed to proceed *via* difluorocarbene mechanism.

With the Montreal protocol urging scientists to develop chemistries not employing ozone-depleting fluorine-containing reagents, fluoroform was considered as a suitable alternative. The activation of  $\text{HCF}_3$  for difluoromethylation of  $\text{C}(\text{sp}^3)$  centres was achieved by Mikami and co-workers in 2012 with the difluoromethylation of lithium enolates (Scheme 28A).<sup>123</sup> It is well known that the high bond dissociation energy of the C–F bond ( $117 \text{ kcal mol}^{-1}$ ) poses a challenge to  $\text{S}_{\text{N}}2$  reactions of organofluorides. In this case, the authors propose that the high enthalpy of formation for  $\text{LiF}$  ( $147 \text{ kcal mol}^{-1}$ ) allows for nucleophilic substitution with fluoride displacement on fluoroform. The methodology was applied to a variety of ketones, amides and esters, and later to nitriles (Scheme 28B).<sup>124</sup> In 2018, Kappe and co-workers extended this methodology to continuous flow conditions for the  $\alpha$ -difluoromethylation of esters.<sup>125,126</sup> Several substrates were subjected to difluoromethylation including protected amino acids (Scheme 28C).

Various difluoromethylations were performed with non-gaseous reagents (Scheme 29). In 2011, Shibata and co-workers reported the electrophilic difluoromethylation of  $\beta$ -ketoesters using the sulfoximine reagent developed by Hu and co-workers (Scheme 29A).<sup>127</sup> When comparing the reactivity of this difluoromethyl reagent with the corresponding monofluoromethyl reagent (O-selectivity) and trifluoromethyl reagent (C-selectivity), they noted the formation of a mixture of products resulting from C- and O-difluoromethylation (63 : 37). In 2018, Shen and co-workers developed a highly C-selective process for  $\beta$ -ketoesters (Scheme 29B); up to 100 : 0, C- *vs.*

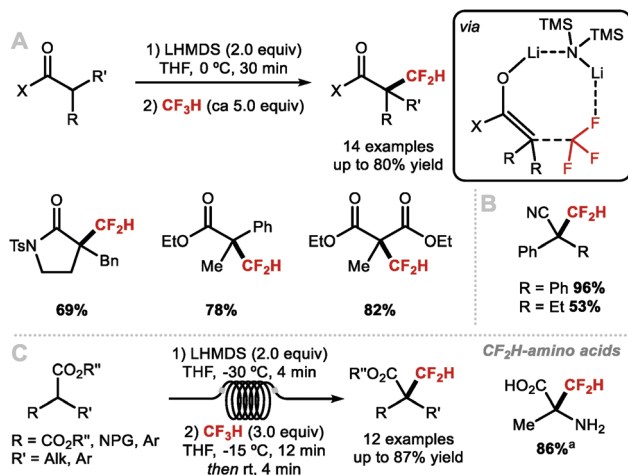


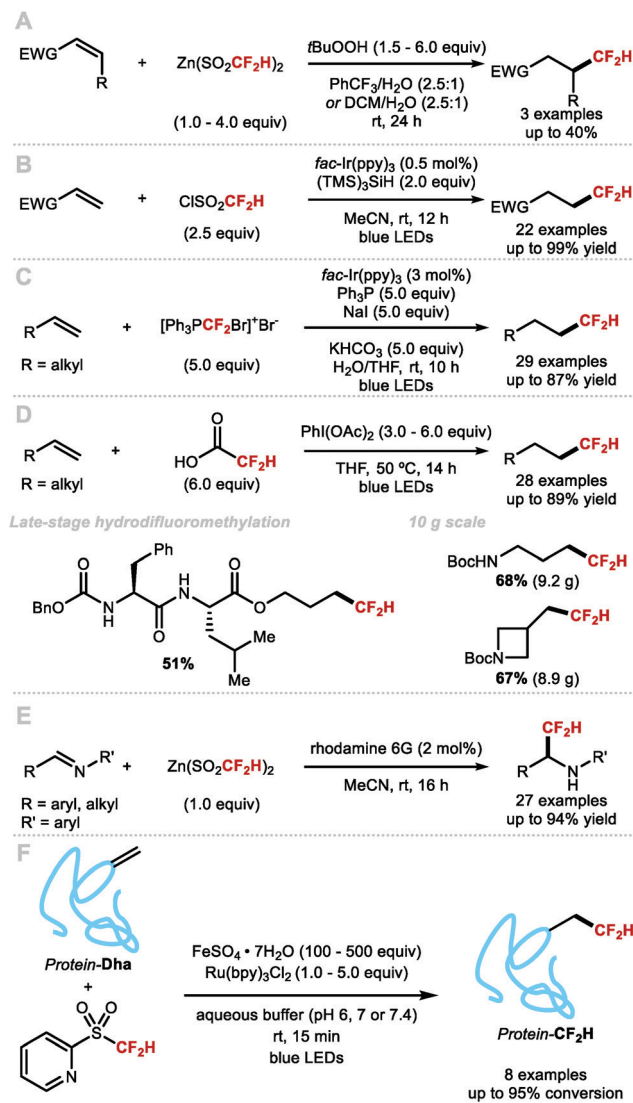
Scheme 29 Electrophilic difluoromethylations of carbon nucleophiles and difluoromethylation under difluorocarbene conditions.

O-alkylation) using a difluoromethyl sulfonium ylide suggested to serve as difluorocarbene source.<sup>128</sup> This method allowed the direct  $\alpha$ -difluoromethylation of ketene silyl acetals. In 2019, Hu and co-workers demonstrated that commercially available  $\text{TMSCF}_2\text{Br}$  was an efficient reagent for the C-difluoromethylation of a range of  $\text{C}(\text{sp}^3)$  and  $\text{C}(\text{sp})$  nucleophiles, such as esters, amides, fluorenes, terminal alkynes, malonates,  $\beta$ -ketoesters and other activated C–H nucleophiles (Scheme 29C).<sup>129</sup> For this protocol, the authors also propose a difluorocarbene mechanism.

### 3.3 $\text{C}(\text{sp}^3)$ - $\text{CF}_2\text{H}$ bond formation: radical difluoromethylation

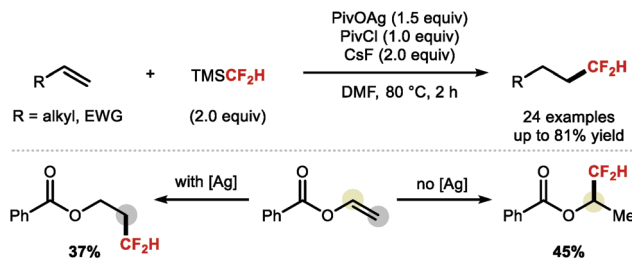
In 2012, Baran and co-workers disclosed the hydrodifluoromethylation of enones with DFMS (Scheme 30A).<sup>83</sup> Dolbier and co-workers reported in 2015 a more broadly applicable and higher yielding hydrodifluoromethylation of electron-deficient alkenes by making use of the photocatalyst *fac*- $\text{Ir}(\text{ppy})_3$  to activate difluoromethanesulfonyl chloride with tris(trimethylsilyl)silane ( $(\text{TMS})_3\text{SiH}$ ) as hydrogen-atom donor (HAD) (Scheme 30B).<sup>130</sup> In the same year, Qing and co-workers expanded the hydrodifluoromethylation to alkenes of different electronic profiles, as well as alkene-containing bioactive molecules (Scheme 30C).<sup>131</sup> This method required a non-commercial difluoromethylation reagent and careful handling under inert atmosphere, limiting its applicability to large-scale synthesis. Inspired by Maruoka's report for the direct C–H difluoromethylation of heteroarenes,

Scheme 28 Difluoromethylation reactions with fluoroform. <sup>a</sup>Product obtained after *N*-deprotection and ester hydrolysis.



Scheme 30 Radical hydrodifluoromethylation reactions.

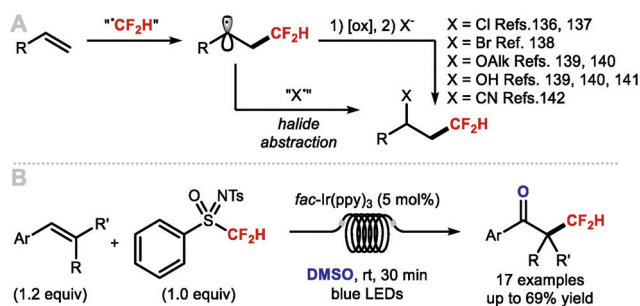
Gouverneur and co-workers disclosed an operationally simple procedure using difluoroacetic acid, PIDA and THF (Scheme 30D).<sup>132,133</sup> In contrast to other hydrodifluoromethylation procedures, this methodology does not require an inert atmosphere and was demonstrated on decagram scale, providing access to medically relevant building blocks. Recently, Maestro and Alemán developed a photocatalytic hydrodifluoromethylation of (a)cyclic imines upon activation of DFMS with rhodamine 6G (Scheme 30E).<sup>88</sup> In 2020, Davis and Gouverneur reported for the first time a protocol enabling precise incorporation of a CF<sub>2</sub>H group on a protein (Scheme 30F).<sup>134</sup> 2-PySO<sub>2</sub>CF<sub>2</sub>H was employed to release a CF<sub>2</sub>H radical capable of reacting at the terminal carbon of a SOMophilic dehydroalanine (Dha) residue. The reaction is performed at ambient and biocompatible conditions, allowing for the preparation of hydrodifluoromethylated proteins in high yields (up to quantitative) and short reaction times. This seminal work by Davis and Gouverneur sets a benchmark for further developments for the late-stage incorporation of perfluoroalkyl group onto biomolecules.



Scheme 31 Radical hydrodifluoromethylation reactions.

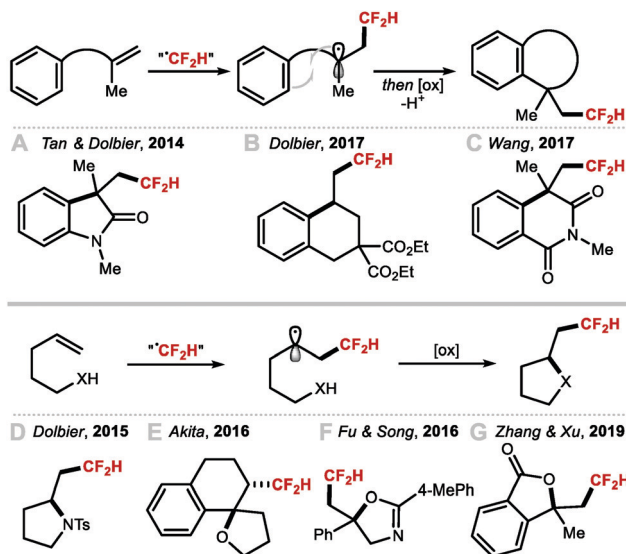
A more recent report from Qing, Chu and co-workers provided a solution to the important problem of regiocontrolled hydrodifluoromethylation of alkenes (Scheme 31).<sup>97</sup> The authors disclosed a silver mediated difluoromethylation of a broad range of alkenes using TMSCF<sub>2</sub>H as the difluoromethyl radical source. The authors reported high regioselectivity towards either the anti-Markovnikov or the Markovnikov product when reacting vinyl benzoate in presence or absence of silver, respectively.

In 2015, Dolbier and co-workers disclosed an atom-economical atom transfer radical addition (ATRA) enabling chlorodifluoromethylation of alkenes with difluoromethyl sulfonyl chloride (Scheme 32A; X = Cl).<sup>135,136</sup> In 2016, Qing and co-workers disclosed a related photocatalytic bromodifluoromethylation of alkenes with difluoromethylphosphonium bromide (Scheme 32A; X = Br).<sup>137</sup> The method tolerates a broad range of substrates bearing different functional groups. Moreover, a one-pot bromo difluoromethylation–elimination process enabled access to  $\alpha,\beta$ -unsaturated CF<sub>2</sub>H motifs (see Section 5.1). In the same year, Qing and co-workers expanded their ATRA protocol to the oxydifluoromethylation of styrenes (Scheme 32A; X = OAlk).<sup>138</sup> Running the reaction in alcoholic solvents rendered etherified products, whilst the use of water-acetone mixture afforded alcohol-containing products (Scheme 32A, X = OH). Shortly after, Akita and co-workers also disclosed an oxydifluoromethylation of styrenes (Scheme 32A; X = OAlk, OH).<sup>139</sup> More recently, Xu and co-workers reported an electrochemical variant to access hydroxydifluoromethylated products from *N*-arylacrylamides, utilizing CF<sub>2</sub>HSO<sub>2</sub>NHNHBoc as a source of CF<sub>2</sub>H radical (Scheme 32A, X = OH).<sup>140</sup> In 2019, Xiao and co-workers disclosed a photoredox catalysed cyanodifluoromethylation of alkenes (Scheme 32A, X = CN).<sup>141</sup> In 2019, Koike, Akita and co-workers reported that styrenes can undergo photoredox catalysed keto-difluoromethylation in



Scheme 32 Methods for vicinal difluoromethylation–functionalisation.

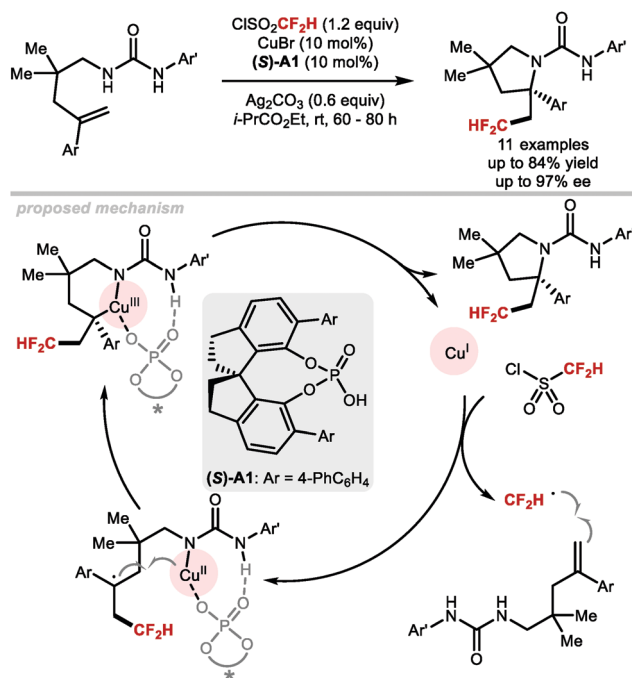




Scheme 33 Difluoromethylation–cyclisation reactions.

flow by using a sulfoximine based difluoromethylating reagent and DMSO as oxidant and oxygen source (Scheme 32B).<sup>85</sup> Compared to electrophilic methods that mainly focus on the synthesis of CF<sub>2</sub>H groups bound to quaternary centres, Koike and Akita's method is amenable to the synthesis of CF<sub>2</sub>H groups bound to secondary and tertiary centres.

Intramolecular vicinal functionalisations have also been considered. Tan and co-workers reported that the combination of DFMS and ammonium persulfate with catalytic silver nitrate, allowed for a one-step synthesis of 2,2-difluoroethyl oxindoles (Scheme 33A).<sup>142,143</sup> In 2017, Dolbier, and co-workers demonstrated that allyl malonates also undergo difluoromethylation–cyclisation to give fluoroalkyl tetralins (Scheme 33B).<sup>144</sup> In the same year, Wang and co-workers disclosed the difluoromethylation–cyclisation of *N*-methacryloyl benzamides affording difluoromethyl-containing isoquinolinediones (Scheme 33C).<sup>145</sup> Dolbier and co-workers reported a photoredox difluoromethylation–cyclisation of *N*- and *O*-based nucleophiles to form pyrrolidines and  $\gamma$ -lactones (Scheme 33D).<sup>146</sup> Activation of difluoromethanesulfonyl chloride (CF<sub>2</sub>HSO<sub>2</sub>Cl) by a copper-based photocatalyst rendered the CF<sub>2</sub>H radical which added to the terminal alkene. The resulting C-centred radical intermediate underwent oxidation and cyclisation, or halide abstraction to form a chlorinated intermediate that readily cyclised under the reaction conditions. In 2016, a similar strategy was developed by Akita and co-workers used for the highly diastereoselective synthesis of difluoromethyl spirioethers from aryl-fused cycloalkenylalkanols (Scheme 33E).<sup>147</sup> In the same year, Song and co-workers used amides as nucleophiles in an Ir-catalysed difluoromethylation–cyclisation leading to difluoroethylloxazolines and benzoxazines (Scheme 33F).<sup>148</sup> In 2019, Xu and co-workers disclosed the electrochemical difluoromethylation–lactonization of alkenes using CF<sub>2</sub>HSO<sub>2</sub>Na in a Pt/Pt cell immersed in a 7:1 MeCN/H<sub>2</sub>O mixture (Scheme 33G).<sup>149</sup> Under these mild acidic conditions (HOAc (3 equiv.)), various carboxydifluoromethylated products were obtained in moderate to good yields (up to 76%).

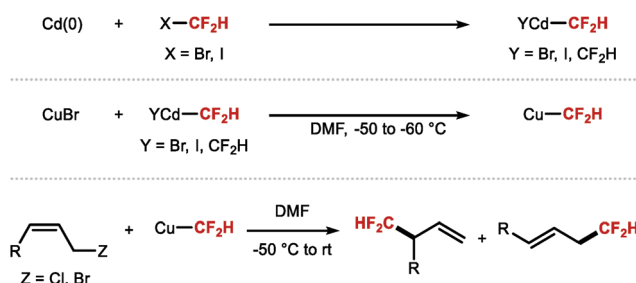


Scheme 34 Catalytic asymmetric difluoromethylation–cyclisation.

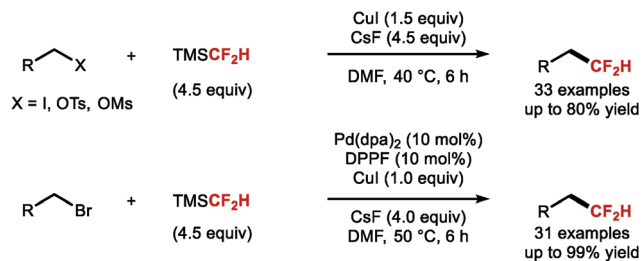
An elegant asymmetric difluoromethylation–cyclisation reaction was reported by Liu and co-workers in 2017 (Scheme 34).<sup>150</sup> Urea-containing styrenes underwent difluoromethylation–cyclisation under Cu<sup>I</sup> catalysis in the presence of catalytic amount of chiral phosphoric acid (*S*)-A1. The products were formed in enantiomeric excesses up to 97%. The Cu<sup>I</sup> catalyst is involved both in the activation of difluoromethanesulfonyl chloride and the enantio-determining cyclisation of the urea to form enantioenriched pyrrolidines.

### 3.4 C(sp<sup>3</sup>)-CF<sub>2</sub>H bond formation: cross-coupling

As eluded to in the introduction of Section 2.1, the first reports disclosing the use of transition metal–CF<sub>2</sub>H complexes for C(sp<sup>3</sup>)-CF<sub>2</sub>H bond formation date back to 1988 when Burton demonstrated that a difluoromethyl cadmium reagent was prepared by metal insertion into difluoroiodomethane (Scheme 35).<sup>43,44</sup> This cadmium reagent was used for the difluoromethylation of allylic halides and propargylic (pseudo)halides to afford allylic difluoromethyl products and difluoromethyl allenes, respectively. In 2007,

Scheme 35 Pioneering studies on the synthesis and reactivity of [CdCF<sub>2</sub>H] and [CuCF<sub>2</sub>H] complexes for C(sp<sup>3</sup>)-CF<sub>2</sub>H bond formation.





Scheme 38 Difluoromethylation of alkyl(pseudo)halides.

iodides, tosylates, and mesylates readily reacted with  $\text{TMSCF}_2\text{H}$  and  $\text{CsF}$  as activator under copper catalysis. Alkyl bromides required a combination of stoichiometric  $\text{CuI}$  and catalytic amounts of  $\text{Pd}(\text{dba})_2$ . This method is complementary to existing hydrodifluoromethylation technologies applied to access similar products from unactivated alkenes.

## 4. (O/S/N)-Difluoromethylation

Apart from their different conformational preference (Fig. 3), (per)fluoroalkoxy ( $\text{R}_f\text{O}$ ) groups vary in a number of additional parameters such as Hammett constants  $\sigma_m$  and  $\sigma_p$ .<sup>157,158</sup> While the  $\text{OCF}_3$  group has  $\sigma_m$  and  $\sigma_p$  values of 0.38 and 0.35 respectively, the  $\text{OCF}_2\text{H}$  group exhibits weaker electron-withdrawing effects ( $\sigma_m = 0.31$  and  $\sigma_p = 0.18$ ). A further decrease is observed for  $\text{OCH}_2\text{F}$

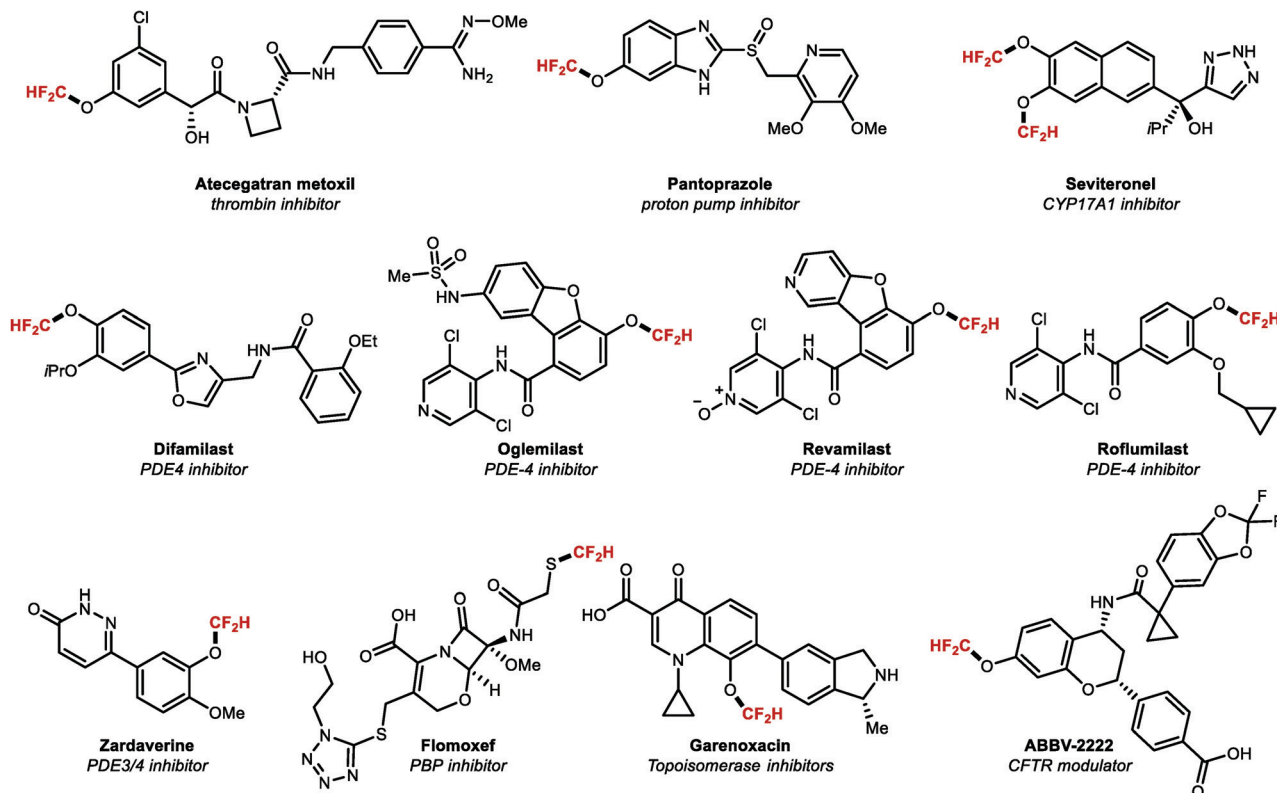
( $\sigma_m = 0.20$  and  $\sigma_p = 0.02$ ). These trends have direct implications on physicochemical properties. For example, lipophilicity and metabolic stability tend to increase with fluorine substitution. Due to its intermediary status within the  $\text{R}_f\text{O}$  family, the  $\text{OCF}_2\text{H}$  group has become a prevalent motif amongst pharmaceuticals and agrochemicals, with several FDA approved drugs bearing this motif (Fig. 11). Among these, a prominent example is the block-buster drug Pantoprazole<sup>®</sup>, a marketed proton-pump inhibitor used in the treatment of gastroesophageal reflux disease (GERD).<sup>159</sup>

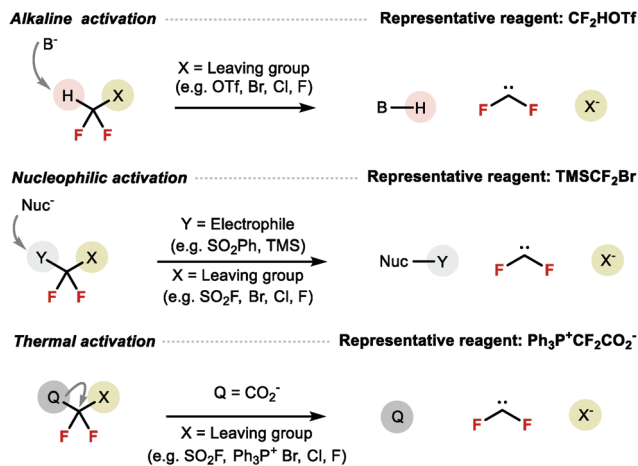
In the past decade, with the growing number of  $\text{R}_f\text{O}$  containing bioactive molecules in drug discovery pipelines, the demand for novel methods to construct  $\text{X}-\text{CF}_2\text{H}$  ( $\text{X} = \text{O}, \text{S}, \text{N}$ ) both on aromatic and aliphatic backbones increased. The most common strategy for their synthesis is difluorocarbene insertion into the  $\text{X}-\text{H}$  bond. Alternative methods include decarboxylative fluorination,<sup>103</sup> electrophilic difluorination,<sup>160</sup> and more recently difluoromethoxylation<sup>161</sup> and difluoromethylthiolation.<sup>162</sup> This review focuses on  $\text{X}-\text{CF}_2\text{H}$  bond disconnection, which relies on the availability of difluorocarbene reagents. Various modes of activation of these reagents are known including the use of base, nucleophile, as well as thermal activation (Scheme 39).

### 4.1 O-/S-difluoromethylation

**4.1.a Difluoromethylation of (thio)phenols applying difluorocarbene chemistry.** As early as 1960, Haszeldine reported sodium chlorodifluoroacetate ( $\text{ClCF}_2\text{CO}_2\text{Na}$ ) as a difluorocarbene reagent.<sup>163</sup>

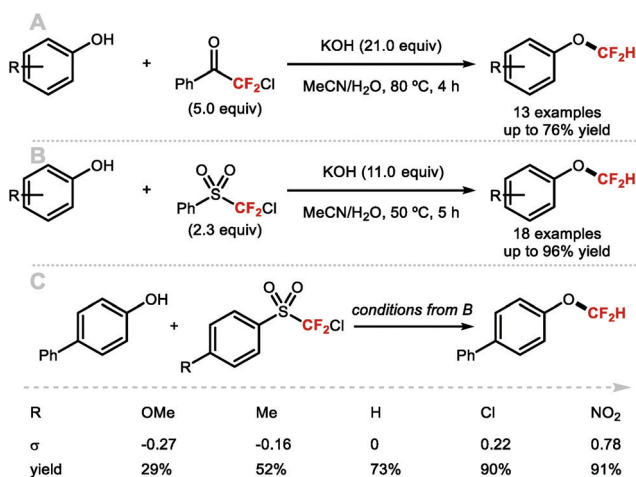
#### (O/S)- $\text{CF}_2\text{H}$ Containing Drugs/Agrochemicals

Fig. 11 Biomolecules containing the (O/S) $\text{CF}_2\text{H}$  motif.

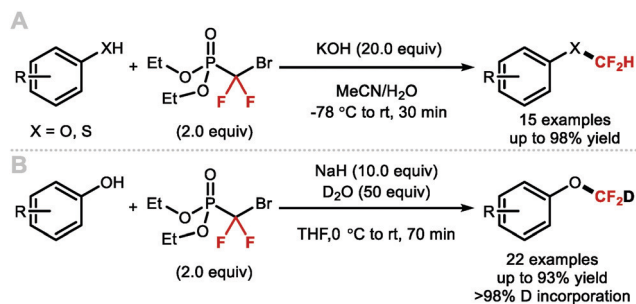


Scheme 39 Modes of activation to generate difluorocarbene.

Since then, various difluorocarbene reagents have been developed. Many of these hazardous gaseous reagents are limited in scope and require harsh reaction conditions for their activation. These characteristics hamper wider application in modern organofluorine chemistry. As a result, many research groups have developed a new generation of non-ozone depleting difluorocarbene reagents which can be activated under mild conditions and exhibit broader functional group tolerance. In 2006, Hu and co-workers invented the new difluorocarbene reagent 2-chloro-2,2-difluoroacetophenone, which was prepared without the need to use ozone-depleting chemicals (Scheme 40A).<sup>164</sup> This reagent was successfully employed for the difluoromethylation of phenol derivatives, offering moderate yields of up to 76%. One year later, the same authors reported the synthesis of chlorodifluoromethyl phenyl sulfone, another non-ODS-based difluorocarbene reagent, which provided access to  $\text{N-CF}_2\text{H}$  (further detail in section 4.2) as well as *O*-difluoromethylated phenols with different ring electronics (Scheme 40B).<sup>165</sup> As an extension of their work, Hu and co-workers published an additional report in 2011 on the effect of aromatic ring substituents on the reactivity of these difluorocarbene reagents (Scheme 40C).<sup>166</sup> Substituent effects were more pronounced for the sulfone-based



Scheme 40 Non-ODS based difluorocarbene reactions.



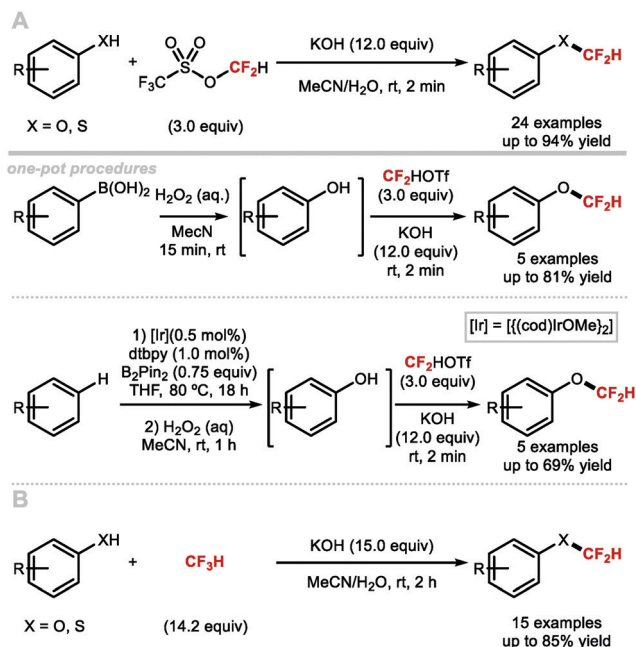
Scheme 41 Difluoromethylation and deuterodifluoromethylation of (thio)phenols with diethyl bromodifluoromethylphosphonate.

reagents. Extensive screening revealed that *p*-chlorophenyl chlorodifluoromethyl sulfone and *p*-nitrophenyl chlorodifluoromethyl sulfone were the most efficient for transferring difluorocarbene to phenols.

In 2009, Zafrani and Segall, described the difluorocarbene reactivity of  $\text{BrCF}_2\text{P}(\text{O})(\text{OEt})_2$  on both phenols (9 examples, up to 96% yield) and thiophenols (6 examples, up to 98% yield) (Scheme 41A).<sup>167</sup> The difluoromethylated products were obtained in the presence of 20 equivalents of KOH in a solvent mixture of MeCN/ $\text{H}_2\text{O}$  within 30 minutes. Wu and Zou further extended this methodology to the preparation of  $\text{ArOCF}_2\text{D}$  (Scheme 41B).<sup>168</sup> The authors found that their protocol was broad in scope, tolerating electron-rich and electron-deficient arenes, as well as heterocyclic substrates (22 examples, up to 93% yield) with excellent deuterium incorporation (>98%D). The protocol was scaled up to 30 g, with no compromise on yield (90%) or deuterium incorporation (99%D). A general method to access  $\text{ArOCF}_2\text{D}$  presents a valuable addition to the medicinal chemist toolbox for application in drug discovery programs. It is indeed well established that substitution of hydrogen for deuterium can lead to improvement of the pharmacokinetics, pharmacodynamics and overall metabolic stability of a drug molecule.

In 2013, the Hartwig group described the synthesis difluoromethyl triflate and its application as a difluorocarbene reagent for the difluoromethylation of phenols and thiophenols (Scheme 42A).<sup>169</sup> This commercially available non-gaseous and non-ODS reagent allows difluoromethyl ethers and sulfides to be prepared within a few minutes at ambient conditions under aqueous basic conditions. The broad substrate scope and short reaction times make this method amenable to one-pot sequences involving *in situ* generation of phenols from either aryl boronic acids or simple arenes. For electron-rich phenols that led to side-products, difluoromethyl triflate was replaced by difluoromethyl nonaflate, a modification increasing conversions towards the desired difluoromethyl ether products. Leroux and co-workers expanded the original substrate scope reported by Hartwig to N-containing heteroaromatics.<sup>170</sup> They also prepared a series of  $\text{OCF}_2\text{H}$  analogues of imidacloprid and thiacloprid, two blockbuster insecticides. Dolbier and co-workers reported that fluoroform is suitable for the difluoromethylation of phenols (15 examples, up to 88% yield) and thiophenols

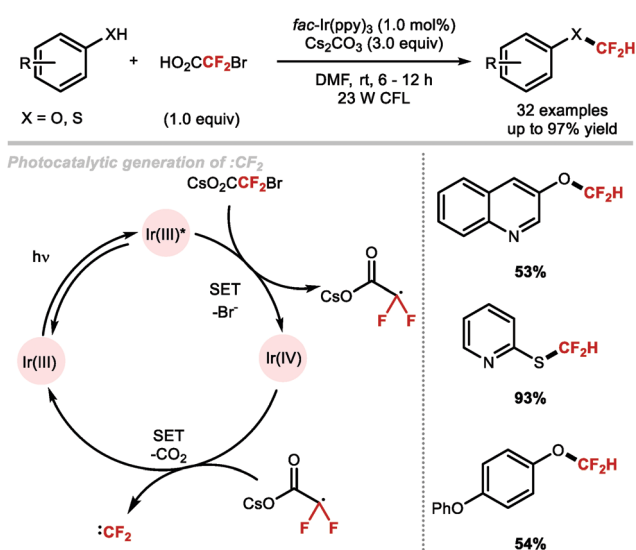




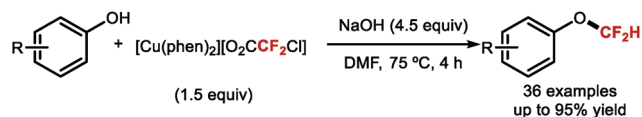
Scheme 42 (Difluoromethyl)triflate as a mild and reactive difluorocarbene reagent.

(4 examples, up to 76% yield). A large excess of fluoroform was however required to obtain satisfactory yields (Scheme 42B).<sup>171</sup>

In 2017, Fu and co-workers disclosed the first example of difluorocarbene generation under photoredox catalysis (Scheme 43).<sup>172</sup> Mechanistically, the cesium salt of bromodifluoroacetic acid ( $\text{BrCF}_2\text{CO}_2\text{Cs}$ ) is proposed to quench the excited state of the  $\text{Ir(III)}^*$  photocatalyst ( $\text{PC}^*$ ). The resulting oxidised  $\text{Ir(IV)}$  species was then returned to its native oxidation state through SET, thereby generating the difluorocarbene species. Reaction with a selection of phenolates and thiophenolates afforded the resulting difluoromethylated products in excellent yields.



Scheme 43 Difluorocarbene generation under photoredox catalysis for the difluoromethylation of (thio)phenols.

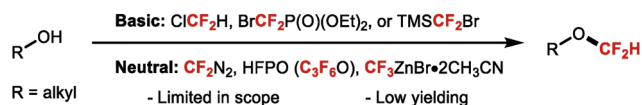


Scheme 44 Difluorocarbene release from the  $[\text{Cu}(\text{phen})_2][\text{O}_2\text{CCF}_2\text{Cl}]$  complex.

Building on the studies of Zhang<sup>62,64,65</sup> and Xiao<sup>63</sup> who had investigated the reactivity of  $[\text{L}_n\text{Pd} = \text{CF}_2]$  complexes, Weng designed  $[\text{Cu}(\text{phen})_2][\text{O}_2\text{CCF}_2\text{Cl}]$ , a stable copper complex readily prepared from  $\text{CuCl}$  and  $\text{ClCF}_2\text{CO}_2\text{H}$  (Scheme 44).<sup>173</sup> Under aqueous basic conditions and heat,  $[\text{Cu}(\text{phen})_2][\text{O}_2\text{CCF}_2\text{Cl}]$  readily releases difluorocarbene and converts phenols to the corresponding difluoromethoxyarenes.

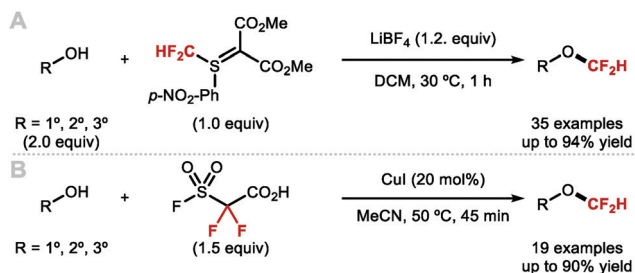
**4.1.b Difluoromethylation of aliphatic alcohols/thiols.** The syntheses of aryldifluoromethyl ethers have focused on difluorocarbene chemistry under basic conditions. Applying similar conditions to the difluoromethylation of alkyl alcohols was found less effective, an observation consistent with the higher  $\text{pK}_a$  of alkyl alcohols ( $\text{pK}_a \sim 16$ ) compared to phenols ( $\text{pK}_a \sim 10$ ). Notably, alkyl alcohols can react with difluorocarbene without prior deprotonation.<sup>174</sup> These insertion reactions required mild reaction conditions to avoid competing pathways triggered by additives such as bases. Nonetheless, Hine and Tanabe,<sup>175</sup> and later Mizukado<sup>176</sup> reported that the difluoromethylation of aliphatic alcohols was possible with  $\text{ClCF}_2\text{H}$  under basic conditions (Scheme 45). Similarly, Burton<sup>177</sup> and Hu<sup>178</sup> showed that the difluoromethylation of aliphatic alcohols was possible with  $\text{BrCF}_2\text{P}(\text{O})\text{OEt}_2$  and  $\text{TMSCF}_2\text{Br}$  under basic conditions, albeit in low conversions. A variety of early reports which operate under neutral conditions, have proven more effective. As early as 1965, Mitsch and Robertson<sup>179</sup> showed that the photolysis of difluorodiazirine could generate difluorocarbene and permit the difluoromethylation of a limited selection of alcohols. In 1995, Miethchen and co-workers reported the *O*-difluoromethylation of monosaccharides mediated by trifluoromethylzinc bromide,<sup>180</sup> and in 2005, Mizukado and co-workers described the use of hexafluoropropene oxide as a difluorocarbene reagent capable of reacting with aliphatic alcohols.<sup>181</sup> However, all of these methods either exhibit poor reactivity or lack generality in scope.

More recently, several developments within this area have addressed the above-mentioned limitations which has led to more general protocols for the difluoromethylation of aliphatic alcohols. In 2016, the Shen group discovered that difluoromethyl-(4-nitrophenyl)-bis-(carbomethoxy)-methylidene sulfonium ylide is ideal for the difluoromethylation of alkyl alcohols (Scheme 46A).<sup>182</sup> This reagent in conjunction with a Lewis acid



Scheme 45 Sub-optimal difluoromethylation of aliphatic alcohols under basic and neutral difluorocarbene conditions.

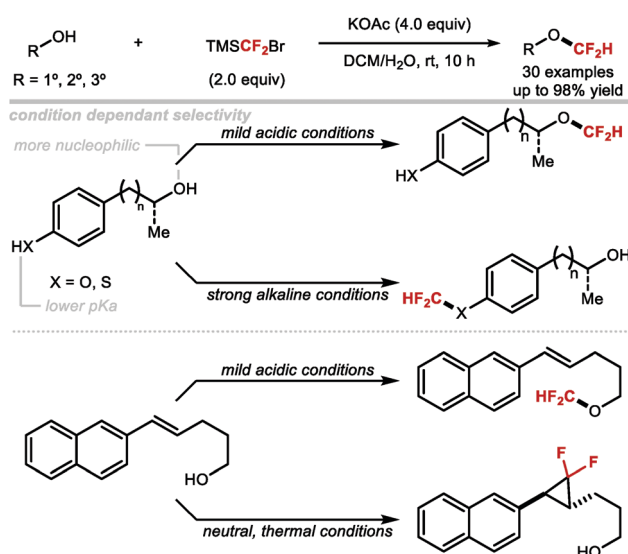




**Scheme 46** Difluoromethylation of aliphatic alcohols under difluorocarbene conditions.

activator ( $\text{LiBF}_4$ ) resulted in the synthesis of a series of alkyl difluoromethylethers in good yields. Mechanistically, this reaction is different from classical difluorocarbene based reactions, as shown to proceed *via* nucleophilic substitution. Inspired by Weng's work, Mykhailiuk and co-workers reported the activation of  $\text{FSO}_2\text{CF}_2\text{CO}_2\text{H}$  with  $\text{CuI}$  for the synthesis of structurally diverse difluoromethyl ethers from polyfunctional alcohols (Scheme 46B).<sup>183</sup> This methodology astutely exploits copper catalysis to mediate the transfer of difluorocarbene. The conditions are mild and produce the desired products in moderate to high yields. The method was scalable and tolerated various functional groups such as carbamates and esters. However, only primary and secondary alcohols displayed useful reactivity. Significantly lower yields were indeed obtained for tertiary alcohols.

In 2017, Hu showed that activation of  $\text{TMSCF}_2\text{Br}$  with  $\text{NaOH}$ ,  $\text{KOAc}$  or  $\text{KHF}_2$  allowed for the difluoromethylation of a variety of aliphatic alcohols (primary, secondary and tertiary) (Scheme 47).<sup>174</sup> For tertiary alkyl difluoromethylethers, excess  $\text{TMSCF}_2\text{Br}$  was required to obtain high yields. The authors noted that the higher nucleophilicity of aliphatic alcohols compared to phenols, permitted difluoromethylation under mild acidic conditions. In contrast, phenols required basic conditions with difluoromethylation proceeding *via* phenolate anions. Furthermore, chemoselective



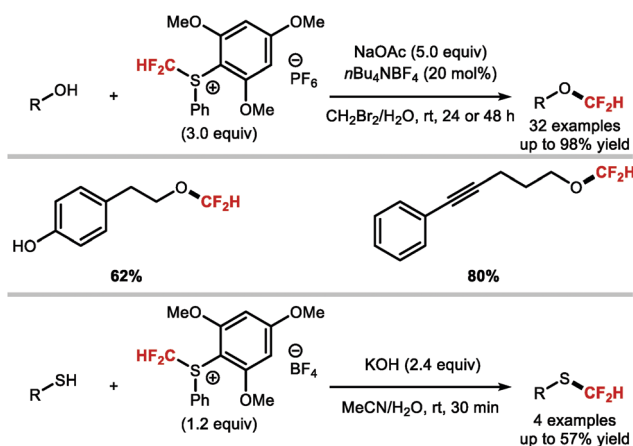
**Scheme 47**  $\text{TMSCF}_2\text{Br}$  as a multi-purpose difluorocarbene reagent for the chemoselective difluoromethylation of aliphatic alcohols.

difluoromethylation was elegantly achieved by tuning the reaction conditions. Under weakly acidic conditions, employing  $\text{KHF}_2$  as an activator, difluorocarbene selectively inserted into the aliphatic O–H bond of 4-(4-hydroxypentyl)phenol in good yield (80%). Conversely, when  $\text{KOH}$  was used, difluoromethylation occurred at the phenol oxygen in good yield (71%). Similarly, in the case of (4-mercaptophenyl)methanol, difluorocarbene inserted into the O–H bond when the reaction was performed under mild acidic conditions. When aqueous  $\text{NaOH}$  was used, difluoromethylation occurred at the thiol. With (*E*)-5-(naphthalen-2-yl)pent-4-en-1-ol, a two-phase system consisting of  $\text{DCM}$  and water facilitated the insertion of difluorocarbene into the O–H bond at 0 °C under mild acidic conditions. In contrast, under homogeneous conditions (toluene at high temperature), the difluorocyclopropanated product was formed exclusively in the presence of  $n\text{Bu}_4\text{NBr}$  as activator.

In 2019, Zhang and co-workers reported that *S*-(difluoromethyl)sulfonium salt is suitable for the facile difluoromethylation of aliphatic alcohols (Scheme 48).<sup>184</sup> The optimised reaction conditions involved the use of  $\text{NaOAc}$  (5.0 equivalents) and  $n\text{Bu}_4\text{NBF}_4$  (20 mol%) as initiator, in a solvent mixture of  $\text{CH}_2\text{Br}_2$  and  $\text{H}_2\text{O}$  at room temperature. Similar to the seminal reports from Hu and Shen, a wide array of functional groups including ester, nitro, methoxy and boronic ester were tolerated in the alcohol substrate. The method showed high selectivity for the difluoromethylation at the aliphatic OH site in the presence of functional groups such as phenol, carbamate, alkyne, alkene, or *N*-heterocycles. Furthermore, difluoromethylation of aliphatic thiols was possible by omitting the initiator ( $n\text{Bu}_4\text{NBF}_4$ ), changing the counterion of their difluorocarbene reagent from  $\text{PF}_6^-$  to  $\text{BF}_4^-$ , the base from  $\text{NaOAc}$  to  $\text{KOH}$  (2.4 equiv.), and the solvent to  $\text{MeCN}$ .

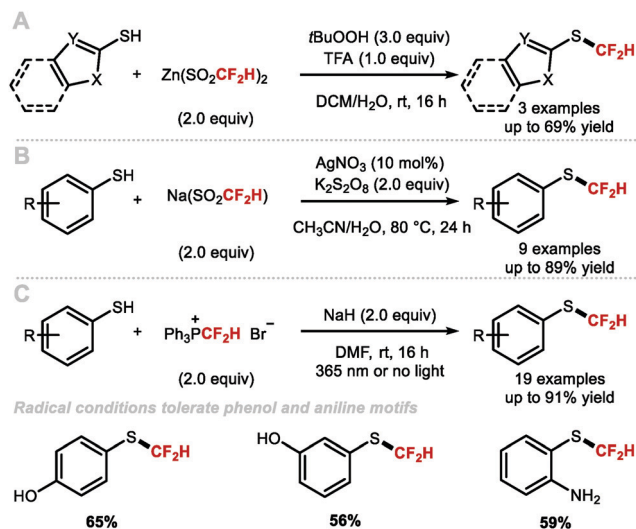
#### 4.1.c Difluoromethylation of thiols under radical conditions.

One-electron chemistry has been shown to proceed with selectivity complementary to two-electron pathways. Baran and co-workers were the first to successfully difluoromethylate with DFMS, a series of heteroaromatic thiols including 2-mercaptobenzothiazole, 2-mercaptobenzoxazole and 2-mercapto-1-methylbenzimidazole in moderate yields (Scheme 49A).<sup>83</sup> In 2017, Yi and co-workers



**Scheme 48** *S*-(Difluoromethyl)sulfonium salts as effective difluoromethylating reagents of aliphatic alcohols and thiols.





Scheme 49 Difluoromethylation of aromatic and heteroaromatic thiophenols under radical conditions.

developed an alternative silver-catalysed difluoromethylation process (Scheme 49B).<sup>185</sup> The reaction employs  $\text{NaSO}_2\text{CF}_2\text{H}$  as source of  $\text{CF}_2\text{H}$  radical,  $\text{K}_2\text{S}_2\text{O}_8$  as oxidant and  $\text{AgNO}_3$  (10 mol%). Products were formed in good yields, showing good functional group tolerance including groups that would be reactive towards difluorocarbene. The Studer group recently presented a facile difluoromethylation of various thiols using (difluoromethyl)-triphenylphosphonium bromide (Scheme 49C).<sup>86</sup> Mechanistic studies revealed that an  $\text{S}_{\text{RN}}1$ -type mechanism is at play. The authors illustrate the power of this radical process with the selective difluoromethylation of thiol with no competing reaction taking place at phenol or aniline. Aliphatic thiols were not reactive.

## 4.2 N-Difluoromethylation

N-Heteroaromatic scaffolds such as imidazoles and benzimidazoles, are prevalent structural motifs in medicinal chemistry.<sup>186</sup> Methods for the selective insertion of a  $\text{CF}_2\text{H}$  group into a N–H bond have therefore a myriad of applications ranging from medicinal to agricultural chemistry. In this context, *N*-difluoromethylated pyrazoles were investigated in SAR studies of calpain inhibitors and in herbicide research (Fig. 12). Recently, Andrés and co-workers were able to modulate receptor residence times in a family of pyridone-containing CRTh2 antagonists by varying the substituent at the pyridine nitrogen.<sup>187</sup> Their study showed that *N*-difluoromethyl 2-pyridones had a significantly higher dissociation half-life than the corresponding non-substituted or *N*-methylated pyridones.

Sundermeyer was amongst the first to report the difluoromethylation of an *N*-nucleophile as early as 1985, by reaction of  $\text{CF}_2\text{HSO}_2\text{Cl}$  with trimethylammonium chloride (Scheme 50).<sup>188</sup>

In the years that followed, more general strategies were reported for *N*-difluoromethylation, but mostly employed gaseous ODS such as  $\text{ClCF}_2\text{H}$ . In 1998, Lyga *et al.* described the difluoromethylation of five-membered NH-heterocycles using sodium hydride as a base followed by treatment with excess  $\text{ClCF}_2\text{H}$  (Scheme 51A).<sup>189</sup> In 2002, Petko *et al.* expanded the

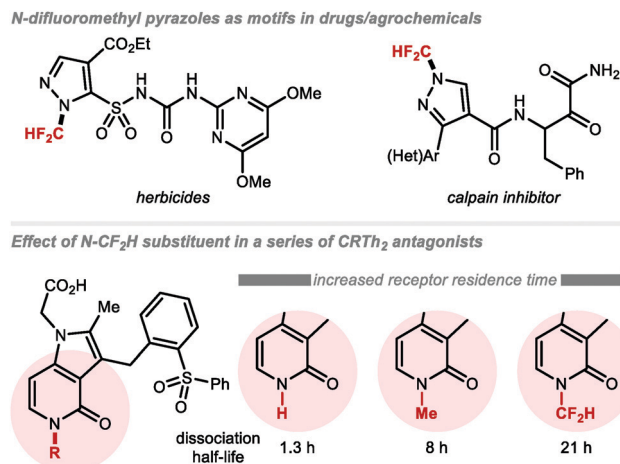
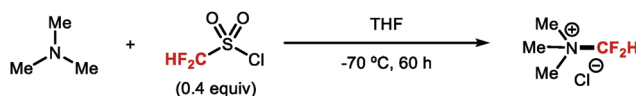
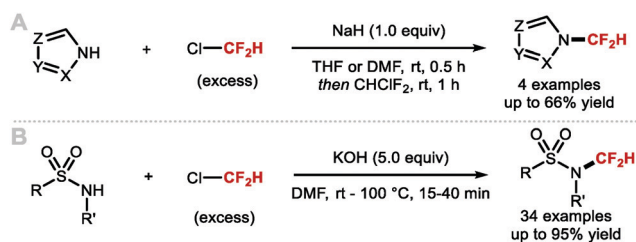


Fig. 12 Application of *N*- $\text{CF}_2\text{H}$  compounds.



Scheme 50 Sundermeyer's observation in the reaction of trimethylamine with difluorocarbene.

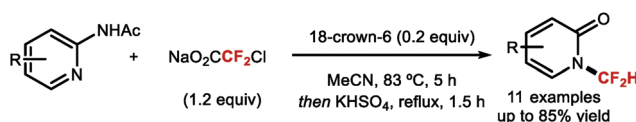


Scheme 51 *N*-Difluoromethylation reactions with  $\text{ClCF}_2\text{H}$ .

difluoromethylation of nitrogen nucleophiles to various sulfonamides using  $\text{ClCF}_2\text{H}$  under strong alkaline conditions (Scheme 51B).<sup>190</sup> Since then, further difluoromethylation protocols for additional classes of *N*-nucleophiles have emerged.

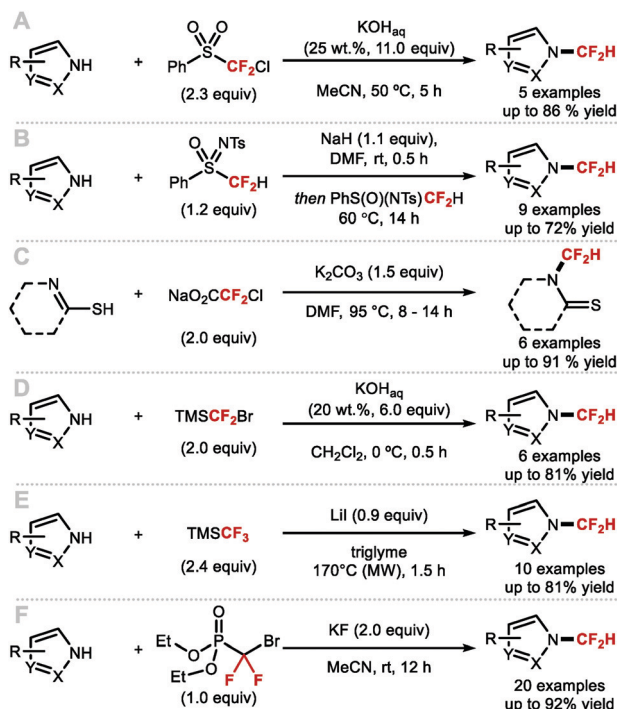
In 2006 Ando *et al.* reported the difluoromethylation of 2-acetamidopyridines (Scheme 52).<sup>191</sup> The use of catalytic amounts of 18-crown-6 in combination with sodium chlorodifluoroacetate (SCDA) allowed for chemoselective difluoromethylation at the pyridine nitrogen. Treatment with  $\text{KHSO}_4$  under reflux gave the corresponding *N*-difluoromethyl-2-pyridones in good yields.

In 2007, Hu and co-workers developed chlorodifluoromethyl phenyl sulfone as a novel non-ODS difluorocarbene source.<sup>165</sup>



Scheme 52 Synthesis of *N*-difluoromethyl-2-pyridones with SCDA.





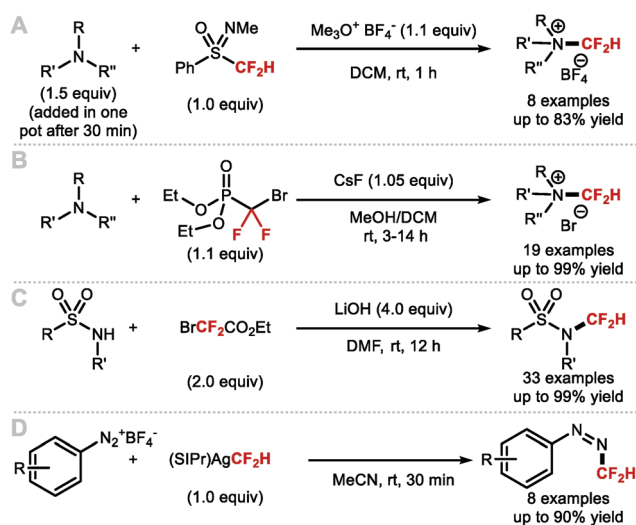
Scheme 53 Difluoromethylation of N-heterocycles.

The reagent was activated under aqueous basic conditions for the *N*-difluoromethylation of NH-heterocycles including imidazoles, benzimidazoles and benzotriazoles (Scheme 53A). The same group reported the difluoromethylation of similar substrates in non-aqueous conditions using instead *N*-tosyl-*S*-difluoromethyl-*S*-phenylsulfoximine (Scheme 53B).<sup>192</sup> This sulfoximine-based reagent is a crystalline solid prepared *via* a copper(II)-catalysed nitrene transfer. The requirement of mild temperatures and a small excess of the sulfoximine are advantageous characteristics of this methodology. However, the need to react imidazole substrates with a strong base (sodium hydride) prior to addition of the difluoromethylation reagent hampered functional group tolerance. In 2013, a more cost-effective strategy for difluoromethylation of various nucleophiles emerged making use of SCDA in the presence of  $K_2CO_3$  at 95 °C (Scheme 53C).<sup>193</sup> Under these conditions, SCDA readily undergoes decarboxylation generating the difluorocarbene required for capture by nitrogen nucleophiles. A variety of nitrogenous heteroaromatic thiols showed good reactivity leading to difluoromethylated products in high yields, albeit in some cases with poor chemoselectivity. Overall, despite the low cost of SCDA, the method is blighted by the requirement of high temperatures and strong alkaline conditions. Simultaneously, Hu and co-workers reported the Freon-free synthesis of  $TMSCF_2Br$ , a powerful difluorocarbene reagent.<sup>178</sup> (Benz)imidazoles, benzotriazole and tetrazoles underwent *N*-difluoromethylation under concentrated aqueous basic conditions (Scheme 53D). Shortly after, Prakash *et al.* showed that similar (benz)imidazoles can be difluoromethylated in the presence of  $TMSCF_3$  and  $LiI$  in less than 2 hours in good to excellent yields (Scheme 53E).<sup>194</sup> The reaction was performed at high temperatures (170 °C) using microwave irradiation or conventional

heating. Electron-donating and electron-withdrawing substituents were tolerated, albeit with no control over regioselectivity or chemoselectivity. The methodology was extended to the difluoromethylation of biologically active molecules such as theophylline and 8-(1*H*-benzimidazol-2-yl)-quinoline (8-BQ). In 2018, He and co-workers demonstrated that diethyl bromodifluoromethylphosphonate can be activated under mild conditions to afford *N*-difluoromethylated (benz)imidazoles and pyrazoles in high yields (Scheme 53F).<sup>195</sup>

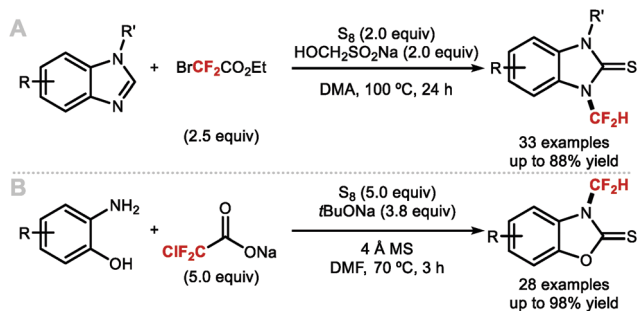
Following the pioneering discoveries of Sundermeyer,<sup>188</sup> Prakash and co-workers reported in 2011 that *in situ* formed *N,N*-dimethyl-*S*-difluoromethyl-*S*-phenylsulfoxinium tetrafluoroborate enabled efficient difluoromethylation of various tertiary amines (Scheme 54A).<sup>196</sup> Zafrani and co-workers further reported the difluoromethylation of tertiary amines employing  $BrCF_2P(O)(OEt)_2$  activated by  $CsF$  (Scheme 54B).<sup>197</sup> The authors proposed that  $BrCF_2P(O)(OEt)_2$  reacts with fluoride liberating the difluorocarbene intermediate. Nucleophilic attack by the amine followed by protonation affords  $\alpha$ -difluoromethylated quaternary ammonium salts. Notably, hydroxyl, alkenyl, alkynyl and ester groups were all tolerated under these mild conditions. In 2018, Jana and co-workers disclosed alternative conditions for the difluoromethylation of *N*-tosyl protected anilines (Scheme 54C).<sup>198</sup> Using an aqueous solution of  $LiOH$  in DMF to generate difluorocarbene from  $BrCF_2CO_2Et$  at room temperature, a broad range of *N*-difluoromethylated products were accessible. Neither electronic or steric perturbation compromised reactivity. In 2015, Shen *et al.* extended the use of  $[(NHC)Ag(CF_2H)]$  complex to successfully difluoromethylate various aryldiazonium salts at nitrogen (Scheme 54D).<sup>51</sup> The reaction afforded difluoromethyl diazene compounds in good to excellent yields. Good functional group tolerance was observed and reactions with aryldiazonium salts bearing electron-donating or electron-withdrawing groups all resulted in high yields. This *N*-difluoromethylation is unique because it does not proceed through a difluorocarbene mechanism.

The Tang group reported a unique transformation leading to *N*-difluoromethylated thioureas from azoles (Scheme 55A).<sup>199</sup> To successfully prepare these products, the authors reacted



Scheme 54 Difluoromethylation of other nitrogen-based substrates.





Scheme 55 Synthesis of *N*-difluoromethyl-thioureas and *N*-difluoromethyl-benzoxazole-2-thiones.

elemental sulfur ( $S_8$ ),  $\text{HOCH}_2\text{SO}_2\text{Na}$ , and  $\text{BrCF}_2\text{CO}_2\text{Et}$  in DMA at 100 °C. The reaction was successful on a range of triazoles, imidazoles and benzimidazoles with the products obtained in satisfactory yields. Efforts from the Weng group led to a novel method for the synthesis of 3-difluoromethylbenzoxazole-2-thiones from 2-aminophenols (Scheme 55B).<sup>200</sup> This alternative one-pot sequence employed  $S_8$  and  $\text{ClCF}_2\text{CO}_2\text{Na}$  under basic conditions ( $t\text{BuONa}$ ) in DMF at 70 °C. The use of molecular sieves improved reaction yields.

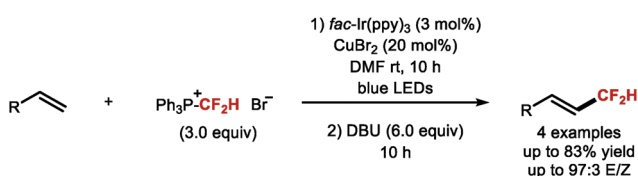
## 5. Difluoromethylation of alkenes and alkynes

The difluoromethylation of alkenes has only recently been reported. Various difluoromethylation protocols developed for the conversion of aryl halides to difluoromethylarenes are also suitable for the difluoromethylation of vinyl halides.<sup>47,48</sup> Furthermore, difluoromethylated alkenes can be accessed through a variety of radical-based methodologies featuring either photochemical or electrochemical activation. In contrast, difluoromethylated alkynes are prepared using difluorocarbene chemistry.

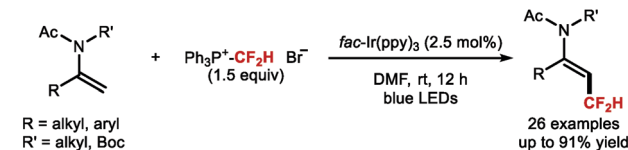
### 5.1 Difluoromethylation of alkenes

Qing and co-workers described the bromodifluoromethylation of alkenes, with the ATRA products undergoing *in situ* elimination upon addition of DBU (Scheme 56).<sup>137</sup> This two-step one-pot indirect protocol yielded a small selection of difluoromethylated alkenes (4 examples, up to 83%) with good *E/Z* selectivity (up to 97:3).

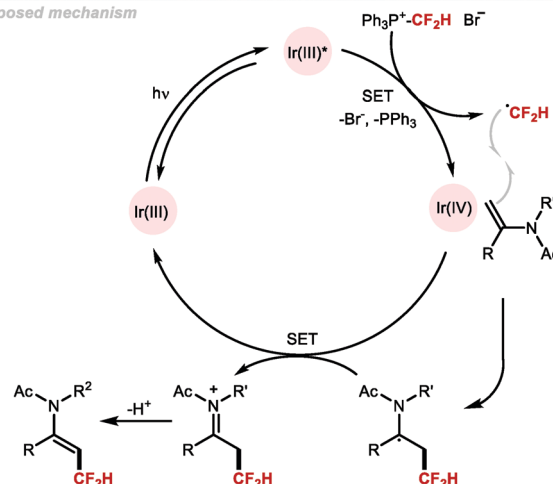
In 2019, Zhao and Loh reported the photoredox catalysed difluoromethylation of enamides using difluoromethyltriphenylphosphonium bromide under Ir-photocatalysis (Scheme 57).<sup>201</sup> A wide selection of enamides were readily difluoromethylated in good yields under the optimised reaction conditions, and in most cases, with complete *E/Z* stereoselectivity.



Scheme 56 Two-step one-pot difluoromethylation of alkenes.

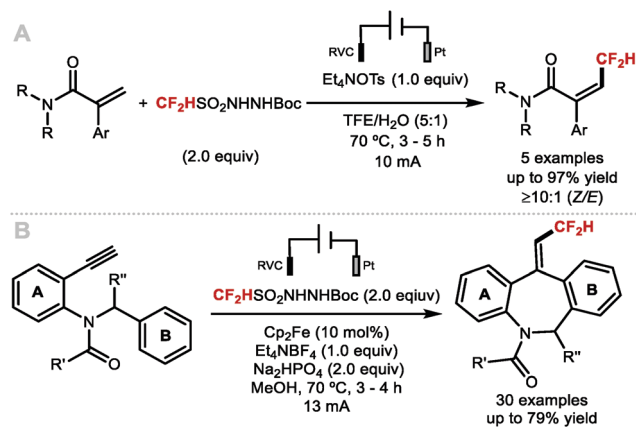


Proposed mechanism



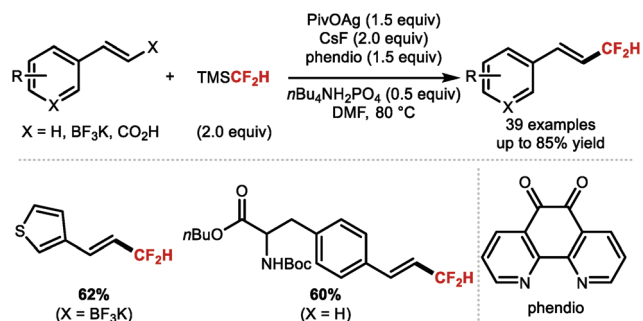
Scheme 57 Stereoselective difluoromethylation of enamides.

With electrochemistry re-emerging as a green strategy for organic synthesis, an electrochemical difluoromethylation approach has recently been considered by Xu and co-workers.<sup>202</sup> Electrochemical C–H difluoromethylation of acrylamides was accomplished with  $\text{CF}_2\text{HSO}_2\text{NHNHBoc}$  as precursor of  $\text{CF}_2\text{H}$  radical and  $\text{Et}_4\text{NOTs}$  as electrolyte (Scheme 58A).<sup>140</sup> The use of a reticulated vitreous carbon (RVC)/Pt electrode and applying 10 mA of current at 70 °C in a TFE/ $\text{H}_2\text{O}$  mixture (5:1) afforded  $\beta$ -difluoromethylated acrylamides in good yields (5 examples, up to 97%) and good *Z/E* selectivity ( $\geq 10:1$ ). In 2018, Xu and co-workers reported that ferrocene ( $\text{Cp}_2\text{Fe}$ ) is a highly efficient mediator for the electrochemical activation of  $\text{CF}_2\text{HSO}_2\text{NHNHBoc}$  for the release of  $\text{CF}_2\text{H}$  radical (Scheme 58B).<sup>203</sup> This protocol provided access to difluoromethylated dibenzazepines upon  $\text{CF}_2\text{H}$  radical addition to an alkyne followed by 7-membered ring-forming homolytic aromatic substitution.

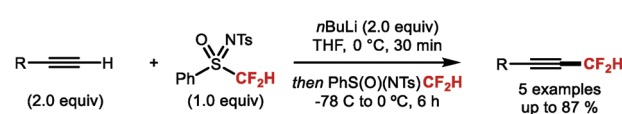


Scheme 58 Electrochemical methods for the difluoromethylation of alkenes and alkynes.

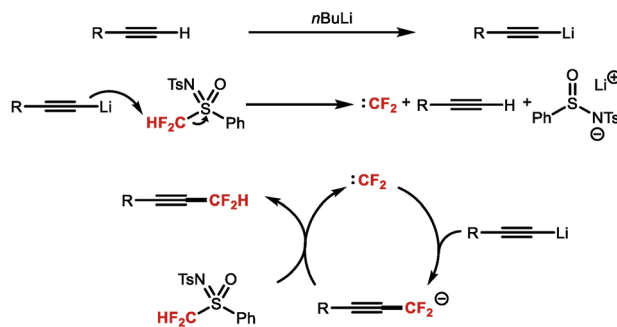




Scheme 59 Silver-mediated radical difluoromethylation using TMSCF<sub>2</sub>H. Phendio = 1,10-phenanthroline-5,6-dione.



#### Proposed mechanism



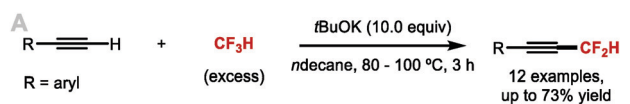
Scheme 60 Difluoromethylation of lithium acetylides.

A recent report from Qing, Chu and co-workers demonstrated that styrenes, cinnamic acids and vinyl trifluoroborate salts efficiently underwent Ag-promoted radical difluoromethylation with TMSCF<sub>2</sub>H (Scheme 59).<sup>97</sup> This method affords difluoromethyl alkenes in high yields with no requirement for light irradiation or electrochemical activation.

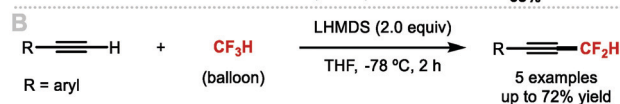
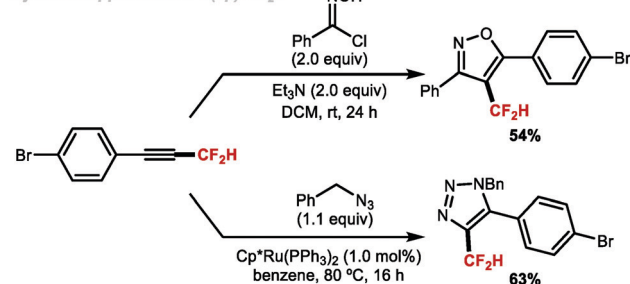
## 5.2 Difluoromethylation of alkynes

A seminal report by Hu and co-workers in 2009 illustrated the use of *N*-tosyl-*S*-difluoromethyl-*S*-phenylsulfoximine for the difluoromethylation of alkynes (Scheme 60).<sup>192</sup> While the methodology is limited to electron-rich alkynes, the protocol represents a valuable alternative to previously known Freon-based approaches. The authors proposed a difluorocarbene mechanism with the first equivalent of lithium acetylide acting as a base to deprotonate *N*-tosyl-*S*-difluoromethyl-*S*-phenylsulfoximine, thereby generating a difluorocarbene species which can react with a second lithium acetylide equivalent. The resulting anion is then quenched resulting in the difluoromethylated product.

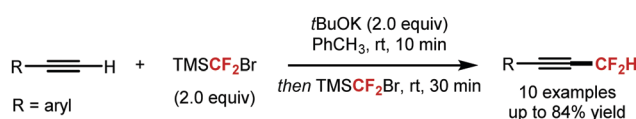
In 2015 and 2016, Shibata and Mikami reported the difluoromethylation of aryl and heteroaryl-acetylens under a fluoroform atmosphere in the presence of *t*BuOK or LHMDS (Scheme 61).<sup>204,205</sup> In Shibata's report, further derivatisation of the difluoromethylated alkyne products to difluoromethylated isoxazoles and triazoles



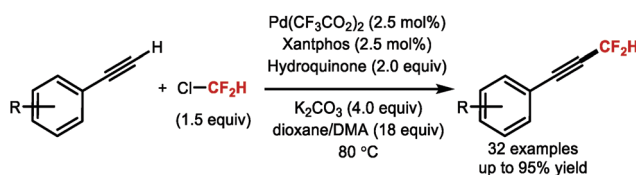
#### Synthetic application of C(sp)-CF<sub>2</sub>H



Scheme 61 Difluoromethylation of alkynes with fluoroform.



Scheme 62 Difluoromethylation of alkynes with TMSCF<sub>2</sub>Br.



Scheme 63 Difluoromethylation of alkynes via [Pd = CF<sub>2</sub>].

through 1,3-cycloaddition and click reactions was demonstrated (Scheme 61A).

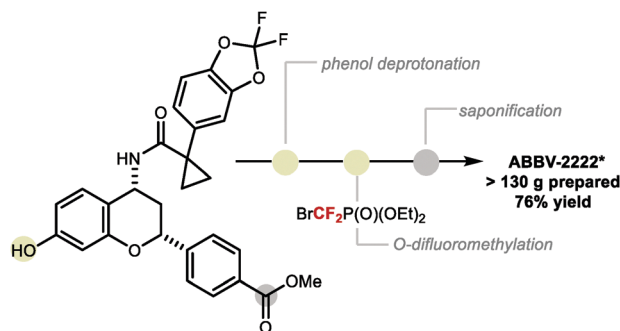
In 2019, Hu and co-workers reported the use of commercially available TMSCF<sub>2</sub>Br as a difluoromethylation reagent for a selection of electron-rich and electron-neutral alkynes under ambient conditions (Scheme 62).<sup>129</sup> Heterocycles such as dibenzothio- phene and benzofuran are compatible under the optimised reaction conditions. The authors suggested that a difluoro- carbene mechanism is operating.

In 2020, Zhang and co-workers extended the palladium difluorocarbene ([Pd = CF<sub>2</sub>]) chemistry (described in Section 2.1.c) to the difluoromethylation of alkynes (Scheme 63).<sup>206</sup> The protocol employed chlorodifluoromethane as the difluoro- carbene precursor, and featured good functional group tolerance, broad substrate scope, and was applied to the synthesis of complex drug molecules. One limitation of this method is the use of chlorodifluoromethane, an ODS.

## 6. Industrial state of play

The toolbox of reactions that facilitate access to difluoromethy- lated compounds is expanding at a rapid pace. Process



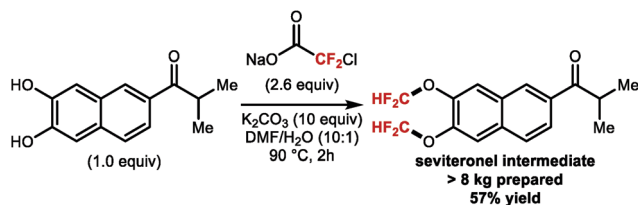


Scheme 64 Large-scale late-stage difluoromethylation with diethyl bromodifluoromethylphosphonate. \* Structure of ABBV-2222 shown in Fig. 11.

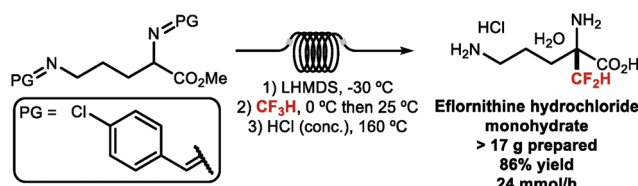
scientists are continuously considering these reactions to adapt them to large-scale synthesis. For many years, the large scale difluoromethylation of phenols relied on the use of chlorodifluoromethane. The ozone-depleting properties of this reagent have prompted scientists to utilise more environmentally friendly reagents. In 2019, Greszler illustrated that diethyl bromodifluoromethyl-phosphonate is a suitable difluorocarbene reagent to access ABBV-2222, a CFTR corrector for the treatment of cystic fibrosis (Scheme 64).<sup>207</sup> Despite the exothermic nature of the difluorocarbene reaction, ABBV-2222 was prepared on 130 g scale.

Scientists from Innocrin Pharmaceuticals recently disclosed that bis-difluoromethylation of a relevant intermediate towards the synthesis of sevitronel is feasible on multikilogram scale using a modified literature procedure (Scheme 65).<sup>208</sup> The authors demonstrated that a slight excess of SCDA in combination with excess potassium carbonate in a mixture of DMF/H<sub>2</sub>O afforded the desired building block in 57% yield on a multikilogram scale.

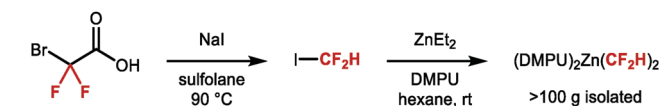
In 2018, Kappe and co-workers optimised their continuous flow  $\alpha$ -difluoromethylation for a telescoped continuous synthesis of Eflornithine (Scheme 66).<sup>209</sup> Eflornithine hydrochloride monohydrate was produced in more than 17 grams with a throughput of 24 mmol h<sup>-1</sup>.



Scheme 65 Large-scale bis-difluoromethylation of an intermediate towards sevitronel.



Scheme 66 Continuous synthesis of Eflornithine hydrochloride monohydrate via electrophilic difluoromethylation with fluoroform.



Scheme 67 Continuous synthesis of [(DMPU)<sub>2</sub>Zn(CF<sub>2</sub>H)<sub>2</sub>].

While the above examples illustrate that progress has been made to scale up difluoromethylation protocols, many large-scale syntheses of C(sp<sup>2</sup>)-CF<sub>2</sub>H compounds still rely on either deoxy-fluorination or a building block approach. The reason may be the limited number of studies focused on the large-scale production of difluoromethylation reagents. Notably, Pfizer recently developed a scalable synthesis of [(DMPU)<sub>2</sub>Zn(CF<sub>2</sub>H)<sub>2</sub>] (Scheme 67).<sup>210</sup> One of the key challenges to overcome was the high price of the starting material (CF<sub>2</sub>HI). To combat this problem, the synthesis of CF<sub>2</sub>HI from BrF<sub>2</sub>CCO<sub>2</sub>H was optimised. With CF<sub>2</sub>HI in hand, [(DMPU)<sub>2</sub>Zn(CF<sub>2</sub>H)<sub>2</sub>] was prepared from ZnEt<sub>2</sub> in quantities superior to 100 g.

During the review of this manuscript, a metal-free C-H difluoromethylation process for azines involving phosphonium salt formation followed by sp<sup>2</sup>-sp<sup>3</sup> phosphorus ligand-coupling was reported by Paton, McNally and co-workers. Various pyridines, drug-like fragments, and pharmaceuticals were readily converted into difluoromethyl analogues. No pre-installed functional groups or directing groups are required, and for a range of sterically and electronically distinct pyridines, difluoromethylation occurs selectively at the 4-position.<sup>211</sup>

## 7. Conclusion and future outlook

Polyfluoroalkylation is an ever-expanding field of research within organic chemistry. This is also the case for difluoromethylation, where a community of chemists have developed numerous synthetic strategies for the successful incorporation of CF<sub>2</sub>H onto diverse classes of molecules. Efforts to facilitate the construction of C(sp<sup>2</sup>)-CF<sub>2</sub>H bonds have largely focused on cross-coupling and free radical methods. The state of play in cross-coupling has advanced tremendously over the last decade, and to date, nucleophilic, electrophilic, and radical difluoromethylation reagents as well as difluorocarbene precursors are viable cross-coupling partners for a wide range of arenes. While the development of cross-coupling methodologies has primarily focused on the functionalisation of arenes, technologies which harness the innate selectivity of the nucleophilic CF<sub>2</sub>H radical have been applied to electrophilic heteroarenes. Further developments within the area of radical C-H difluoromethylation that go beyond functionalisation at innately reactive sites would be highly desirable. Progress towards this end has been made by Baran and co-workers who illustrated the effect of solvents on reversing regioselectivity of pyridines.<sup>83</sup> Furthermore, Qing and co-workers have shown that under oxidative conditions, C-H difluoromethylation of heteroarenes can occur at the most acidic C-H bond instead of the most electron-deficient carbon.<sup>100</sup> C(sp<sup>2</sup>)-CF<sub>2</sub>H bond formation through cross-coupling has also matured to a point where more earth-abundant metals are



employed. This is a welcome development, and so is the use of renewable non-ODS  $\text{CF}_2\text{H}$  source. Future research directions should focus on difluoromethylation that make use of inexpensive reagents, feedstock chemicals and operationally simple procedures. Furthermore, there are still gaps in the area of  $\text{C}(\text{sp}^2)\text{-CF}_2\text{H}$  bond formation such as *meta*-selective C–H difluoromethylation of (hetero)arenes or decarboxylative difluoromethylation of aryl carboxylic acids. Furthermore, a versatile  $^{18}\text{F}$ -difluoromethylation strategy would be highly desirable as current methods are applicable only to starting materials that require multistep synthesis, or display innate selectivity imposed by the use of  $[\text{F}^{18}\text{CF}_2\text{H}]$  radical.<sup>108</sup> The field of  $\text{C}(\text{sp}^3)\text{-CF}_2\text{H}$  bond formation has been addressed from various angles. Nucleophilic difluoromethylation is generally achieved with  $\text{TMSCF}_2\text{H}$ , whilst electrophilic difluoromethylation often proceeds *via* a difluorocarbene mechanism. Recently, various radical methods have allowed for the construction of  $\text{C}(\text{sp}^3)\text{-CF}_2\text{H}$  bonds in presence of unprotected functional groups, thus allowing for late-stage difluoromethylation. Future developments should aim at filling gaps such as a general method for Markovnikov difluoromethylation of alkenes or undirected  $\text{C}(\text{sp}^3)\text{-H}$  difluoromethylation. In comparison to asymmetric trifluoromethylation, the field of stereoselective difluoromethylation remains underdeveloped. Specifically, general enantioselective difluoromethylation methodologies which furnish quaternary centres substituted with a  $\text{CF}_2\text{H}$  group would be of value to the pharmaceutical industry. Evidently, the use of difluorocarbene reagents has had a tremendous impact in the construction of  $\text{X-CF}_2\text{H}$  bonds. Current challenges are accessibility to  $\text{X-CF}_2\text{H}$  fragments with high selectivity in presence of multiple reactive functional groups. Finally, the focus of all existing methods has been on small molecules. Today, it is not unthinkable that new methods which allow for incorporation of the  $\text{CF}_2\text{H}$  group on biologically relevant systems, such as peptides, proteins and oligonucleotides, are within reach. A small fluorine-containing motif like the  $\text{CF}_2\text{H}$  group could be useful for probing biological activity or mechanistic studies by  $^{19}\text{F}$  NMR. Seminal work in this direction has recently been reported by Davis, Gouverneur and co-workers, who developed site-selective photocatalytic hydrodifluoromethylation and difluoromethylation of dehydroalanine and tryptophan residues in proteins, respectively.<sup>99,134</sup>

## Conflicts of interest

There are no conflicts to declare.

## Acknowledgements

We acknowledge the Engineering and Physical Sciences Research Council (EP/N509711/1 and EP/T517811/1) and Pfizer (J. B. I. S.), the European Union's Horizon 2020 Research and innovation program under Marie Skłodowska-Curie Grant Agreement 721902 and Janssen (C. F. M.). The EPSRC Centre for Doctoral Training in Synthesis for Biology and Medicine (EP/L015838/1) generously supported by AstraZeneca, Diamond Light Source, Defence Science and Technology Laboratory, Evotec, GlaxoSmithKline,

Janssen, Novartis, Pfizer, Syngenta, Takeda, UCB, and Vertex is also acknowledged (N. I.).

## References

- 1 K. Müller, C. Faeh and F. Diederich, *Science*, 2007, **317**, 1881–1886.
- 2 S. Purser, P. R. Moore, S. Swallow and V. Gouverneur, *Chem. Soc. Rev.*, 2008, **37**, 320–330.
- 3 N. A. Meanwell, *J. Med. Chem.*, 2018, **61**, 5822–5880.
- 4 D. O'hagan, *Chem. Soc. Rev.*, 2008, **37**, 308–319.
- 5 L. Pauling, H. D. Springall and K. J. Palmer, *J. Am. Chem. Soc.*, 1939, **61**, 927–937.
- 6 E. P. Gillis, K. J. Eastman, M. D. Hill, D. J. Donnelly and N. A. Meanwell, *J. Med. Chem.*, 2015, **58**, 8315–8359.
- 7 J. M. Brown and V. Gouverneur, *Angew. Chem., Int. Ed.*, 2009, **48**, 8610–8614.
- 8 M. G. Campbell and T. Ritter, *Chem. Rev.*, 2014, **14**, 482–491.
- 9 G. K. S. Prakash and A. K. Yudin, *Chem. Rev.*, 1997, **97**, 757–786.
- 10 R. J. Lundgren and M. Stradiotto, *Angew. Chem., Int. Ed.*, 2010, **49**, 9322–9324.
- 11 O. A. Tomashenko and V. V. Grushin, *Chem. Rev.*, 2011, **111**, 4475–4521.
- 12 X. F. Wu, H. Neumann and M. Beller, *Chem. – Asian J.*, 2012, **7**, 1744–1754.
- 13 A. Studer, *Angew. Chem., Int. Ed.*, 2012, **51**, 8950–8958.
- 14 H. Liu, Z. Gu and X. Jiang, *Adv. Synth. Catal.*, 2013, **355**, 617–626.
- 15 C. Zhang, *Adv. Synth. Catal.*, 2014, **356**, 2895–2906.
- 16 A. Hafner, N. Jung and S. Bräse, *Synthesis*, 2014, 1440–1447.
- 17 S. Barata-Vallejo, S. M. Bonesi and A. Postigo, *RSC Adv.*, 2015, **5**, 62498–62518.
- 18 H. S. Booth and E. M. Bixby, *Ind. Eng. Chem.*, 1932, **24**, 637–641.
- 19 A. McCulloch, P. M. Midgley and A. A. Lindley, *Atmos. Environ.*, 2006, **40**, 936–942.
- 20 W. J. Middleton, *J. Org. Chem.*, 1975, **40**, 574–578.
- 21 G. S. Lal, G. P. Fez, R. J. Pesaresi, F. M. Prozonc and H. Cheng, *J. Org. Chem.*, 1999, **64**, 7048–7054.
- 22 T. Umemoto, R. P. Singh, Y. Xu and N. Saito, *J. Am. Chem. Soc.*, 2010, **132**, 18199–18205.
- 23 R. Szpera, N. Kovalenko, K. Natarajan, N. Paillard and B. Linclau, *Beilstein J. Org. Chem.*, 2017, **13**, 2883–2887.
- 24 F. Beaulieu, L. P. Beauregard, G. Courchesne, M. Couturier, F. Laflamme and A. L'Heureux, *Org. Lett.*, 2009, **11**, 5050–5053.
- 25 G. W. Rewcastle, S. A. Gamage, J. U. Flanagan, R. Frederick, W. A. Denny, B. C. Baguley, P. Kestell, R. Singh, J. D. Kendall, E. S. Marshall, C. L. Lill, W. J. Lee, S. Kolekar, C. M. Buchanan, S. M. F. Jamieson and P. R. Shepherd, *J. Med. Chem.*, 2011, **54**, 7105–7126.
- 26 D. E. Yerien, S. Barata-Vallejo and A. Postigo, *Chem. – Eur. J.*, 2017, **23**, 14676–14701.
- 27 N. Levi, D. Amir, E. Gorshonov and Y. Zafrani, *Synthesis*, 2019, 4549–4567.



- 28 R. Szpera, D. F. J. Moseley, L. B. Smith, A. J. Sterling and V. Gouverneur, *Angew. Chem., Int. Ed.*, 2019, **58**, 14824–14848.
- 29 J. B. I. Sap, N. J. W. Straathof, T. Knauber, C. F. Meyer, M. Médebielle, L. Buglioni, C. Genicot, A. A. Trabanco, T. Noël, C. W. Ende and V. Gouverneur, *J. Am. Chem. Soc.*, 2020, **142**, 9181–9187.
- 30 Y.-J. Yu, F.-L. Zhang, T.-Y. Peng, C.-L. Wang, J. Cheng, C. Chen, K. N. Houk and Y.-F. Wang, *Science*, 2021, **1240**, 1232–1240.
- 31 Y. Zafrani, D. Yeffet, G. Sod-Moriah, A. Berliner, D. Amir, D. Marciano, E. Gershonov and S. Saphier, *J. Med. Chem.*, 2017, **60**, 797–804.
- 32 C. D. Sessler, M. Rahm, S. Becker, J. M. Goldberg, F. Wang and S. J. Lippard, *J. Am. Chem. Soc.*, 2017, **139**, 9325–9332.
- 33 M. H. Abraham, R. J. Abraham, J. Byrne and L. Griffiths, *J. Org. Chem.*, 2006, **71**, 3389–3394.
- 34 Y. Zafrani, G. Sod-Moriah, D. Yeffet, A. Berliner, D. Amir, D. Marciano, S. Elias, S. Katalan, N. Ashkenazi, M. Madmon, E. Gershonov and S. Saphier, *J. Med. Chem.*, 2019, **62**, 5628–5637.
- 35 L. Xing, D. C. Blakemore, A. Narayanan, R. Unwalla, F. Lovering, R. A. Denny, H. Zhou and M. E. Bunnage, *ChemMedChem*, 2015, **10**, 715–726.
- 36 D. Rageot, T. Bohnacker, A. Melone, J. B. Langlois, C. Borsari, P. Hillmann, A. M. Sele, F. Beaufile, M. Zvelebil, P. Hebeisen, W. Löscher, J. Burke, D. Fabbro and M. P. Wymann, *J. Med. Chem.*, 2018, **61**, 10084–10105.
- 37 K. Fujikawa, Y. Fujioka, A. Kobayashi and H. Amii, *Org. Lett.*, 2011, **13**, 5560–5563.
- 38 K. Fujikawa, A. Kobayashi and H. Amii, *Synthesis*, 2012, 3015–3018.
- 39 S. Ge, W. Chaladaj and J. F. Hartwig, *J. Am. Chem. Soc.*, 2014, **136**, 4149–4152.
- 40 M.-C. Belhomme, T. Poisson and X. Pannecoucke, *J. Org. Chem.*, 2014, **79**, 7205–7211.
- 41 X. Sun and S. Yu, *Org. Lett.*, 2014, **16**, 2938–2941.
- 42 J. Jung, E. Kim, Y. You and E. J. Cho, *Adv. Synth. Catal.*, 2014, **356**, 2741–2748.
- 43 G. A. Hartgraves and D. J. Burton, *J. Fluor. Chem.*, 1988, **39**, 425–430.
- 44 D. J. Burton and G. A. Hartgraves, *J. Fluor. Chem.*, 1990, **49**, 155–158.
- 45 D. J. Burton and G. A. Hartgraves, *J. Fluor. Chem.*, 2007, **128**, 1198–1215.
- 46 J. R. Bour, S. K. Kariofillis and M. S. Sanford, *Organometallics*, 2017, **36**, 1220–1223.
- 47 P. S. Fier and J. F. Hartwig, *J. Am. Chem. Soc.*, 2012, **134**, 5524–5527.
- 48 G. K. S. Prakash, S. K. Ganesh, J.-P. Jones, A. Kulkarni, K. Masood, J. K. Swabeck and G. A. Olah, *Angew. Chem.*, 2012, **124**, 12256–12260.
- 49 X. L. Jiang, Z. H. Chen, X. H. Xu and F. L. Qing, *Org. Chem. Front.*, 2014, **1**, 774–776.
- 50 C. Matheis, K. Jouvin and L. J. Goossen, *Org. Lett.*, 2014, **16**, 5984–5987.
- 51 Y. Gu, D. Chang, X. Leng, Y. Gu and Q. Shen, *Organometallics*, 2015, **34**, 3065–3071.
- 52 L. Xu and D. A. Vicić, *J. Am. Chem. Soc.*, 2016, **138**, 2536–2539.
- 53 H. Serizawa, K. Ishii, K. Aikawa and K. Mikami, *Org. Lett.*, 2016, **18**, 3686–3689.
- 54 D. A. Culkin and J. F. Hartwig, *Organometallics*, 2004, **23**, 3398–3416.
- 55 V. Grushin and W. Marshall, *J. Am. Chem. Soc.*, 2006, 12644–12645.
- 56 V. Grushin and W. Marshall, *J. Am. Chem. Soc.*, 2006, **128**, 4632–4641.
- 57 Y. Gu, X. Leng and Q. Shen, *Nat. Commun.*, 2014, **5**, 1–7.
- 58 C. Lu, H. Lu, J. Wu, H. C. Shen, T. Hu, Y. Gu and Q. Shen, *J. Org. Chem.*, 2018, **83**, 1077–1083.
- 59 C. Lu, Y. Gu, J. Wu, Y. Gu and Q. Shen, *Chem. Sci.*, 2017, **8**, 4848–4852.
- 60 K. Aikawa, Y. Nakamura, Y. Yokota, W. Toya and K. Mikami, *Chem. – Eur. J.*, 2015, **21**, 96–100.
- 61 D. M. Ferguson, C. A. Malapit, J. R. Bour and M. S. Sanford, *J. Org. Chem.*, 2019, **84**, 3735–3740.
- 62 Z. Feng, Q. Q. Min and X. Zhang, *Org. Lett.*, 2016, **18**, 44–47.
- 63 X. Y. Deng, J. H. Lin and J. C. Xiao, *Org. Lett.*, 2016, **18**, 4384–4387.
- 64 Z. Feng, Q. Q. Min, X. P. Fu, L. An and X. Zhang, *Nat. Chem.*, 2017, **9**, 918–923.
- 65 X. P. Fu, X. S. Xue, X. Y. Zhang, Y. L. Xiao, S. Zhang, Y. L. Guo, X. Leng, K. N. Houk and X. Zhang, *Nat. Chem.*, 2019, **11**, 948–956.
- 66 T. C. Wilson, G. McSweeney, S. Preshlock, S. Verhoog, M. Tredwell, T. Cailly and V. Gouverneur, *Chem. Commun.*, 2016, **52**, 13277–13280.
- 67 J. W. B. Fyfe and A. J. B. Watson, *Chem*, 2017, **3**, 31–55.
- 68 T. C. Wilson, T. Cailly and V. Gouverneur, *Chem. Soc. Rev.*, 2018, **47**, 6990–7005.
- 69 H. Zhao, S. Herbert, T. Kinzel, W. Zhang and Q. Shen, *J. Org. Chem.*, 2020, **85**, 3596–3604.
- 70 F. Pan, G. B. Boursalian and T. Ritter, *Angew. Chem., Int. Ed.*, 2018, **57**, 16871–16876.
- 71 J. B. Diccianni and T. Diao, *Trends Chem.*, 2019, **1**, 830–844.
- 72 R. R. Merchant, J. T. Edwards, T. Qin, M. M. Kruszyk, C. Bi, G. Che, D. H. Bao, W. Qiao, L. Sun, M. R. Collins, O. O. Fadeyi, G. M. Gallego, J. J. Mousseau, P. Nuhant and P. S. Baran, *Science*, 2018, **360**, 75–80.
- 73 C. Xu, W. H. Guo, X. He, Y. L. Guo, X. Y. Zhang and X. Zhang, *Nat. Commun.*, 2018, **9**, 1–10.
- 74 J. Sheng, H. Q. Ni, K. J. Bian, Y. Li, Y. N. Wang and X. S. Wang, *Org. Chem. Front.*, 2018, **5**, 606–610.
- 75 X. P. Fu, Y. L. Xiao and X. Zhang, *Chinese J. Chem.*, 2018, **36**, 143–146.
- 76 H. Motohashi and K. Mikami, *Org. Lett.*, 2018, **20**, 5340–5343.
- 77 V. Bacauanu, S. Cardinal, M. Yamauchi, M. Kondo, D. F. Fernández, R. Remy and D. W. C. MacMillan, *Angew. Chem., Int. Ed.*, 2018, **57**, 12543–12548.
- 78 W. Miao, Y. Zhao, C. Ni, B. Gao, W. Zhang and J. Hu, *J. Am. Chem. Soc.*, 2018, **140**, 880–883.
- 79 L. An, Y. L. Xiao, S. Zhang and X. Zhang, *Angew. Chem., Int. Ed.*, 2018, **57**, 6921–6925.



- 80 S. Liu, K. Kang, S. Liu, D. Wang, P. Wei, Y. Lan and Q. Shen, *Organometallics*, 2018, **37**, 3901–3908.
- 81 C. Ni and J. Hu, *Chem. Soc. Rev.*, 2016, **45**, 5441–5454.
- 82 H. Zipse, *Radical stability – A theoretical perspective*, 2006.
- 83 Y. Fujiwara, J. A. Dixon, R. A. Rodriguez, R. D. Baxter, D. D. Dixon, M. R. Collins, D. G. Blackmond and P. S. Baran, *J. Am. Chem. Soc.*, 2012, **134**, 1494–1497.
- 84 J. Rong, L. Deng, P. Tan, C. Ni, Y. Gu and J. Hu, *Angew. Chem., Int. Ed.*, 2016, **55**, 2743–2747.
- 85 Y. Nakayama, G. Ando, M. Abe, T. Koike and M. Akita, *ACS Catal.*, 2019, **9**, 6555–6563.
- 86 N. B. Heine and A. Studer, *Org. Lett.*, 2017, **19**, 4150–4153.
- 87 N. Noto, T. Koike and M. Akita, *Chem. Sci.*, 2017, **8**, 6375–6379.
- 88 A. F. Garrido-Castro, A. Gini, M. C. Maestro and J. Alemán, *Chem. Commun.*, 2020, **56**, 3769–3772.
- 89 Z. Zou, W. Zhang, Y. Wang, L. Kong, G. Karotsis, Y. Wang and Y. Pan, *Org. Lett.*, 2019, **21**, 1857–1862.
- 90 P. Cao, J. X. Duan and Q. Y. Chen, *J. Chem. Soc., Chem. Commun.*, 1994, **204**, 737–738.
- 91 T. T. Tung, S. B. Christensen and J. Nielsen, *Chem. – Eur. J.*, 2017, **23**, 18125–18128.
- 92 R. Sakamoto, H. Kashiwagi and K. Maruoka, *Org. Lett.*, 2017, **19**, 5126–5129.
- 93 A. C. Sun, E. J. McClain, J. W. Beatty and C. R. J. Stephenson, *Org. Lett.*, 2018, **20**, 3487–3490.
- 94 P. Dai, X. Yu, P. Teng, W. H. Zhang and C. Deng, *Org. Lett.*, 2018, **20**, 6901–6905.
- 95 W. Zhang, X. X. Xiang, J. Chen, C. Yang, Y. L. Pan, J. P. Cheng, Q. Meng and X. Li, *Nat. Commun.*, 2020, **11**, 1–10.
- 96 I. Ghosh, J. Khamrai, A. Savateev, N. Shlapakov, M. Antonietti and B. König, *Science*, 2019, **365**, 360–366.
- 97 J. Yang, S. Zhu, F. Wang, F. L. Qing and L. Chu, *Angew. Chem., Int. Ed.*, 2020, 4300–4306.
- 98 A. F. M. Noisier, M. J. Johansson, L. Knerr, M. A. Hayes, W. J. Drury, E. Valeur, L. R. Malins and R. Gopalakrishnan, *Angew. Chem., Int. Ed.*, 2019, **58**, 19096–19102.
- 99 M. Imiołek, P. G. Isenegger, W. L. Ng, A. Khan, V. Gouverneur and B. G. Davis, *ACS Cent. Sci.*, 2021, **7**, 145–155.
- 100 S. Q. Zhu, Y. L. Liu, H. Li, X. H. Xu and F. L. Qing, *J. Am. Chem. Soc.*, 2018, **140**, 11613–11617.
- 101 Z. Zhang, X. Tang and W. R. Dolbier, *Org. Lett.*, 2015, **17**, 4401–4403.
- 102 M. Zhu, W. Fu, Z. Wang, C. Xu and B. Ji, *Org. Biomol. Chem.*, 2017, **15**, 9057–9060.
- 103 S. Mizuta, I. S. R. Stenhagen, M. O’Duill, J. Wolstenhulme, A. K. Kirjavainen, S. J. Forsback, M. Tredwell, G. Sandford, P. R. Moore, M. Huiban, S. K. Luthra, J. Passchier, O. Solin and V. Gouverneur, *Org. Lett.*, 2013, **15**, 2648–2651.
- 104 S. Verhoog, L. Pfeifer, T. Khotavivattana, S. Calderwood, T. L. Collier, K. Wheelhouse, M. Tredwell and V. Gouverneur, *Synlett*, 2016, 25–28.
- 105 H. Shi, A. Braun, L. Wang, S. H. Liang, N. Vasdev and T. Ritter, *Angew. Chem., Int. Ed.*, 2016, **55**, 10786–10790.
- 106 G. Yuan, F. Wang, N. A. Stephenson, L. Wang, B. H. Rotstein, N. Vasdev, P. Tang and S. H. Liang, *Chem. Commun.*, 2017, **53**, 126–129.
- 107 J. B. I. Sap, T. C. Wilson, C. W. Kee, N. J. W. Straathof, C. W. Am Ende, P. Mukherjee, L. Zhang, C. Genicot and V. Gouverneur, *Chem. Sci.*, 2019, **10**, 3237–3241.
- 108 L. Trump, A. Lemos, B. Lallemand, P. Pasau, J. Mercier, C. Lemaire, A. Luxen and C. Genicot, *Angew. Chem., Int. Ed.*, 2019, **58**, 13149–13154.
- 109 L. Trump, A. Lemos, J. Jacq, P. Pasau, B. Lallemand, J. Mercier, C. Genicot, A. Luxen and C. Lemaire, *Org. Process Res. Dev.*, 2020, **24**, 734–744.
- 110 N. Malquin, K. Rahgoshay, N. Lensen, G. Chaume, E. Miclet and T. Brigaud, *Chem. Commun.*, 2019, **55**, 12487–12490.
- 111 P. Bey, J.-P. Vevert, V. Van Dorsseleer and M. Kolb, *J. Org. Chem.*, 1979, **44**, 2732–2742.
- 112 C. Han, S. M. Kelly, T. Cravillion, S. J. Savage, T. Nguyen and F. Gosselin, *Tetrahedron*, 2019, **75**, 4351–4357.
- 113 R. D. Cink, K. A. Lukin, R. D. Bishop, G. Zhao, M. J. Pelc, T. B. Towne, B. D. Gates, M. M. Ravn, D. R. Hill, C. Ding, S. C. Cullen, J. Mei, M. R. Leanna, J. Henle, J. G. Napolitano, N. K. Nere, S. Chen, A. Sheikh and J. M. Kallemeyn, *Org. Process Res. Dev.*, 2020, **24**, 183–200.
- 114 M. Bourlière, S. C. Gordon, S. L. Flamm, C. L. Cooper, A. Ramji, M. Tong, N. Ravendhran, J. M. Vierling, T. T. Tran, S. Pianko, M. B. Bansal, V. de Lédinghen, R. H. Hyland, L. M. Stamm, H. Dvory-Sobol, E. Svarovskaia, J. Zhang, K. C. Huang, G. M. Subramanian, D. M. Brainard, J. G. McHutchison, E. C. Verna, P. Buggisch, C. S. Landis, Z. H. Younes, M. P. Curry, S. I. Strasser, E. R. Schiff, K. R. Reddy, M. P. Manns, K. V. Kowdley and S. Zeuzem, *N. Engl. J. Med.*, 2017, **376**, 2134–2146.
- 115 J. G. Taylor, S. Zipfel, K. Ramey, R. Vivian, A. Schrier, K. K. Karki, A. Katana, D. Kato, T. Kobayashi, R. Martinez, M. Sangi, D. Siegel, C. V. Tran, Z. Y. Yang, J. Zablocki, C. Y. Yang, Y. Wang, K. Wang, K. Chan, O. Barauskas, G. Cheng, D. Jin, B. E. Schultz, T. Appleby, A. G. Villaseñor and J. O. Link, *Bioorg. Med. Chem. Lett.*, 2019, **29**, 2428–2436.
- 116 P. A. Messina, K. C. Mange and W. J. Middleton, *J. Fluor. Chem.*, 1989, **42**, 137–143.
- 117 Y. Zhao, W. Huang, J. Zheng and J. Hu, *Org. Lett.*, 2011, **13**, 5342–5345.
- 118 G. F. Du, Y. Wang, C. Z. Gu, B. Dai and L. He, *RSC Adv.*, 2015, **5**, 35421–35424.
- 119 D. Chen, C. Ni, Y. Zhao, X. Cai, X. Li, P. Xiao and J. Hu, *Angew. Chem., Int. Ed.*, 2016, **55**, 12632–12636.
- 120 M. Miele, A. Citarella, N. Micale, W. Holzer and V. Pace, *Org. Lett.*, 2019, **21**, 8261–8265.
- 121 M. Miele, R. D’Orsi, V. Sridharan, W. Holzer and V. Pace, *Chem. Commun.*, 2019, **55**, 12960–12963.
- 122 W. Zhang, J. H. Lin, W. Wu, Y. C. Cao and J. C. Xiao, *Chinese J. Chem.*, 2020, **38**, 169–172.
- 123 T. Iida, R. Hashimoto, K. Aikawa, S. Ito and K. Mikami, *Angew. Chem., Int. Ed.*, 2012, **51**, 9535–9538.
- 124 K. Aikawa, K. Maruyama, K. Honda and K. Mikami, *Org. Lett.*, 2015, **17**, 4882–4885.
- 125 B. Gutmann, P. Hanselmann, M. Bersier, D. Roberge and C. O. Kappe, *J. Flow Chem.*, 2017, **7**, 46–51.
- 126 M. Köckinger, T. Ciaglia, M. Bersier, P. Hanselmann, B. Gutmann and C. O. Kappe, *Green Chem.*, 2018, **20**, 108–112.



- 127 Y. Nomura, E. Tokunaga and N. Shibata, *Angew. Chem.*, 2011, **123**, 1925–1929.
- 128 J. Zhu, H. Zheng, X. S. Xue, Y. Xiao, Y. Liu and Q. Shen, *Chinese J. Chem.*, 2018, **36**, 1069–1074.
- 129 Q. Xie, Z. Zhu, L. Li, C. Ni and J. Hu, *Angew. Chem., Int. Ed.*, 2019, **58**, 6405–6410.
- 130 X. J. Tang, Z. Zhang and W. R. Dolbier, *Chem. – Eur. J.*, 2015, **21**, 18961–18965.
- 131 Q. Y. Lin, X. H. Xu, K. Zhang and F. L. Qing, *Angew. Chem., Int. Ed.*, 2016, **55**, 1479–1483.
- 132 C. F. Meyer, S. M. Hell, A. Misale, A. A. Trabanco and V. Gouverneur, *Angew. Chem., Int. Ed.*, 2019, **58**, 8829–8833.
- 133 C. F. Meyer, S. M. Hell, J. B. I. Sap, A. Misale, A. Peschiulli, D. Oehlich, A. A. Trabanco and V. Gouverneur, *Tetrahedron*, 2019, 130679.
- 134 B. Josephson, C. Fehl, P. G. Isenegger, S. Nadal, T. H. Wright, A. W. J. Poh, B. J. Bower, A. M. Giltrap, L. Chen, C. Batchelor-McAuley, G. Roper, O. Arisa, J. B. I. Sap, A. Kawamura, A. J. Baldwin, S. Mohammed, R. G. Compton, V. Gouverneur and B. G. Davis, *Nature*, 2020, **585**, 530–537.
- 135 X. J. Tang and W. R. Dolbier, *Angew. Chem., Int. Ed.*, 2015, **54**, 4246–4249.
- 136 C. S. Thomason, X. J. Tang and W. R. Dolbier, *J. Org. Chem.*, 2015, **80**, 1264–1268.
- 137 Q. Y. Lin, Y. Ran, X. H. Xu and F. L. Qing, *Org. Lett.*, 2016, **18**, 2419–2422.
- 138 Y. Ran, Q. Y. Lin, X. H. Xu and F. L. Qing, *J. Org. Chem.*, 2016, **81**, 7001–7007.
- 139 Y. Arai, R. Tomita, G. Ando, T. Koike and M. Akita, *Chem. – Eur. J.*, 2016, **22**, 1262–1265.
- 140 H. H. Xu, J. Song and H. C. Xu, *ChemSusChem*, 2019, **12**, 3060–3063.
- 141 M. Zhang, J. H. Lin and J. C. Xiao, *Angew. Chem., Int. Ed.*, 2019, **58**, 6079–6083.
- 142 J. Liu, S. Zhuang, Q. Gui, X. Chen, Z. Yang and Z. Tan, *Eur. J. Org. Chem.*, 2014, 3196–3202.
- 143 X. J. Tang, C. S. Thomason and W. R. Dolbier, *Org. Lett.*, 2014, **16**, 4594–4597.
- 144 Z. Zhang, H. Martinez and W. R. Dolbier, *J. Org. Chem.*, 2017, **82**, 2589–2598.
- 145 G. Zou and X. Wang, *Org. Biomol. Chem.*, 2017, **15**, 8748–8754.
- 146 Z. Zhang, X. Tang, C. S. Thomason and W. R. Dolbier, *Org. Lett.*, 2015, **17**, 3528–3531.
- 147 N. Noto, T. Koike and M. Akita, *J. Org. Chem.*, 2016, **81**, 7064–7071.
- 148 W. Fu, X. Han, M. Zhu, C. Xu, Z. Wang, B. Ji, X. Q. Hao and M. P. Song, *Chem. Commun.*, 2016, **52**, 13413–13416.
- 149 S. Zhang, L. Li, J. Zhang, J. Zhang, M. Xue and K. Xu, *Chem. Sci.*, 2019, **10**, 3181–3185.
- 150 J. S. Lin, F. L. Wang, X. Y. Dong, W. W. He, Y. Yuan, S. Chen and X. Y. Liu, *Nat. Commun.*, 2017, **8**, 1–11.
- 151 K. Aikawa, K. Ishii, Y. Endo and K. Mikami, *J. Fluor. Chem.*, 2017, **203**, 122–129.
- 152 Y. Endo, K. Ishii and K. Mikami, *Tetrahedron*, 2019, **75**, 4099–4103.
- 153 X. Zeng, W. Yan, S. B. Zacate, T. H. Chao, X. Sun, Z. Cao, K. G. E. Bradford, M. Paeth, S. B. Tyndall, K. Yang, T. C. Kuo, M. J. Cheng and W. Liu, *J. Am. Chem. Soc.*, 2019, **141**, 11398–11403.
- 154 X. Zeng, W. Yan, M. Paeth, S. B. Zacate, P. H. Hong, Y. Wang, D. Yang, K. Yang, T. Yan, C. Song, Z. Cao, M. J. Cheng and W. Liu, *J. Am. Chem. Soc.*, 2019, **141**, 19941–19949.
- 155 X. Zeng, W. Yan, S. B. Zacate, A. Cai, Y. Wang, D. Yang, K. Yang and W. Liu, *Angew. Chem., Int. Ed.*, 2020, 16398–16403.
- 156 H. Zhao, C. Lu, S. Herbert, W. Zhang and Q. Shen, *J. Org. Chem.*, 2021, **86**, 2854–2865.
- 157 C. Hansch, A. Leo and R. W. Taft, *Chem. Rev.*, 1991, **91**, 165–195.
- 158 M. A. McClinton and D. A. McClinton, *Tetrahedron*, 1992, **48**, 6555–6666.
- 159 A. Dabrowski, B. Štabuc and L. Lazebnik, *Prz. Gastroenterol.*, 2018, **13**, 6–15.
- 160 N. Yoneda and T. Fukuhara, *Chem. Lett.*, 2001, 222–223.
- 161 J. W. Lee, W. Zheng, C. A. Morales-Rivera, P. Liu and M. Y. Ngai, *Chem. Sci.*, 2019, **10**, 3217–3222.
- 162 X. Xiao, Z. T. Zheng, T. Li, J. L. Zheng, T. Tao, L. M. Chen, J. Y. Gu, X. Yao, J. H. Lin and J. C. Xiao, *Synthesis*, 2020, 197–207.
- 163 J. M. Birchall, G. W. Cross and R. N. Haszeldine, *Proc. Chem. Soc.*, 1960, 81.
- 164 L. Zhang, J. Zheng and J. Hu, *J. Org. Chem.*, 2006, **71**, 9845–9848.
- 165 J. Zheng, Y. Li, L. Zhang, J. Hu, G. J. Meuzelaar and H. J. Federsel, *Chem. Commun.*, 2007, 5149–5151.
- 166 F. Wang, L. Zhang, J. Zheng and J. Hu, *J. Fluor. Chem.*, 2011, **132**, 521–528.
- 167 Y. Zafrani, G. Sod-Moriah and Y. Segall, *Tetrahedron*, 2009, **65**, 5278–5283.
- 168 Y. Geng, M. Zhu, A. Liang, C. Niu, J. Li, D. Zou, Y. Wu and Y. Wu, *Org. Biomol. Chem.*, 2018, **16**, 1807–1811.
- 169 P. S. Fier and J. F. Hartwig, *Angew. Chem., Int. Ed.*, 2013, **52**, 2092–2095.
- 170 G. Landelle, E. Schmitt, A. Panossian, J. P. Vors, S. Pazenok, P. Jeschke, O. Gutbrod and F. R. Leroux, *J. Fluor. Chem.*, 2017, **203**, 155–165.
- 171 C. S. Thomason and W. R. Dolbier, *J. Org. Chem.*, 2013, **78**, 8904–8908.
- 172 J. Yang, M. Jiang, Y. Jin, H. Yang and H. Fu, *Org. Lett.*, 2017, **19**, 2758–2761.
- 173 X. Lin, C. Hou, H. Li and Z. Weng, *Chem. – Eur. J.*, 2016, **22**, 2075–2084.
- 174 Q. Xie, C. Ni, R. Zhang, L. Li, J. Rong and J. Hu, *Angew. Chem., Int. Ed.*, 2017, **56**, 3206–3210.
- 175 J. Hine and K. Tanabe, *J. Am. Chem. Soc.*, 1957, **79**, 2654–2655.
- 176 J. Mizukado, Y. Matsukawa, H. D. Quan, M. Tamura and A. Sekiya, *J. Fluor. Chem.*, 2006, **127**, 400–404.
- 177 R. M. Flynn and D. J. Burton, *J. Fluor. Chem.*, 2011, **132**, 815–828.
- 178 L. Li, F. Wang, C. Ni and J. Hu, *Angew. Chem.*, 2013, **125**, 12616–12620.



- 179 R. A. Mitsch and J. E. Robertson, *J. Heterocycl. Chem.*, 1965, **2**, 152–156.
- 180 R. Miethchen, M. Hein, D. Naumann and W. Tyrre, *Liebigs Ann.*, 1995, 1717–1719.
- 181 J. Mizukado, Y. Matsukawa, H. D. Quan, M. Tamura and A. Sekiya, *J. Fluor. Chem.*, 2005, **126**, 365–369.
- 182 J. Zhu, Y. Liu and Q. Shen, *Angew. Chem., Int. Ed.*, 2016, **55**, 9050–9054.
- 183 K. Levchenko, O. P. Datsenko, O. Serhiichuk, A. Tolmachev, V. O. Iaroshenko and P. K. Mykhailiuk, *J. Org. Chem.*, 2016, **81**, 5803–5813.
- 184 G. K. Liu, X. Li, W. B. Qin, X. S. Peng, H. N. C. Wong, L. Zhang and X. Zhang, *Chem. Commun.*, 2019, **55**, 7446–7449.
- 185 J. J. Ma, Q. R. Liu, G. P. Lu and W. B. Yi, *J. Fluor. Chem.*, 2017, **193**, 113–117.
- 186 M. Gaba and C. Mohan, *Development of drugs based on imidazole and benzimidazole bioactive heterocycles: Recent advances and future directions*, Springer US, 2016, vol. 25.
- 187 M. Andrés, M. A. Buil, M. Calbet, O. Casado, J. Castro, P. R. Eastwood, P. Eichhorn, M. Ferrer, P. Fornis, I. Moreno, S. Petit and R. S. Roberts, *Bioorg. Med. Chem. Lett.*, 2014, **24**, 5111–5117.
- 188 U. Rheude and W. Sundermeyer, *Chem. Ber.*, 1985, **118**, 2208–2219.
- 189 J. W. Lyga and R. M. Patera, *J. Fluor. Chem.*, 1998, **92**, 141–145.
- 190 K. I. Petko, A. A. Tolmachev and L. M. Yagupol'skii, *Russ. J. Org. Chem.*, 2002, **38**, 1030–1034.
- 191 M. Ando, T. Wada and N. Sato, *Org. Lett.*, 2006, **8**, 3805–3808.
- 192 W. Zhang, F. Wang and J. Hu, *Org. Lett.*, 2009, **11**, 2109–2112.
- 193 V. P. Mehta and M. F. Greaney, *Org. Lett.*, 2013, **15**, 5036–5039.
- 194 G. K. Surya Prakash, S. Krishnamoorthy, S. K. Ganesh, A. Kulkarni, R. Haiges and G. A. Olah, *Org. Lett.*, 2014, **16**, 54–57.
- 195 T. Mao, L. Zhao, Y. Huang, Y. G. Lou, Q. Yao, X. F. Li and C. Y. He, *Tetrahedron Lett.*, 2018, **59**, 2752–2754.
- 196 G. K. S. Prakash, Z. Zhang, F. Wang, C. Ni and G. A. Olah, *J. Fluor. Chem.*, 2011, **132**, 792–798.
- 197 Y. Zafrani, D. Amir, L. Yehezkel, M. Madmon, S. Saphier, N. Karton-Lifshin and E. Gershonov, *J. Org. Chem.*, 2016, **81**, 9180–9187.
- 198 A. Polley, G. Bairy, P. Das and R. Jana, *Adv. Synth. Catal.*, 2018, **360**, 4161–4167.
- 199 J. C. Deng, Y. C. Gao, Z. Zhu, L. Xu, Z. D. Li and R. Y. Tang, *Org. Lett.*, 2019, **21**, 545–548.
- 200 Z. Li, J. Dong, Z. Yuan, D. Y. Yang and Z. Weng, *Org. Lett.*, 2018, **20**, 6407–6410.
- 201 T. H. Zhu, Z. Y. Zhang, J. Y. Tao, K. Zhao and T. P. Loh, *Org. Lett.*, 2019, **21**, 6155–6159.
- 202 E. J. Horn, B. R. Rosen and P. S. Baran, *ACS Cent. Sci.*, 2016, **2**, 302–308.
- 203 P. Xiong, H. H. Xu, J. Song and H. C. Xu, *J. Am. Chem. Soc.*, 2018, **140**, 2460–2464.
- 204 S. Okusu, E. Tokunaga and N. Shibata, *Org. Lett.*, 2015, **17**, 3802–3805.
- 205 K. Aikawa, K. Maruyama, J. Nitta, R. Hashimoto and K. Mikami, *Org. Lett.*, 2016, **18**, 3354–3357.
- 206 X.-Y. Zhang, X.-P. Fu, S. Zhang and X. Zhang, *CCS Chem.*, 2020, **2**, 293–304.
- 207 S. N. Greszler, B. Shelat and E. A. Voight, *Org. Lett.*, 2019, **21**, 5725–5727.
- 208 M. Sharp, D. D. Wirth, W. J. Hoekstra, S. W. Rafferty and M. F. Bindl, Process for preparation of naphthyl(triazolyl)(isopropyl)methanol as anticancer compound, WO2019113312A1, 2019.
- 209 M. Köckinger, C. A. Hone, B. Gutmann, P. Hanselmann, M. Bersier, A. Torvisco and C. O. Kappe, *Org. Process Res. Dev.*, 2018, **22**, 1553–1563.
- 210 S. Monfette, Y. Q. Fang, M. M. Bio, A. R. Brown, I. T. Crouch, J. N. Desrosiers, S. Duan, J. M. Hawkins, C. M. Hayward, N. Peperni and J. P. Rainville, *Org. Process Res. Dev.*, 2020, **24**, 1077–1083.
- 211 X. Zhang, K. G. Nottingham, C. Patel, J. V. Alegre-Requena, J. N. Levy, R. S. Paton and A. McNally, *Nature*, 2021, DOI: 10.1038/s41586-021-03567-3.

