


 Cite this: *Chem. Commun.*, 2020, 56, 2495

 Received 12th December 2019,
 Accepted 17th January 2020

DOI: 10.1039/c9cc09654j

rsc.li/chemcomm

Photocatalytic decarboxylative alkenylation of α -amino and α -hydroxy acid-derived redox active esters by NaI/PPh₃ catalysis†

 Ya-Ting Wang,^a Ming-Chen Fu,^a Bin Zhao,^a Rui Shang^{ib}*^{ab} and Yao Fu^{id}*^a

Herein, we report the photocatalytic decarboxylative alkenylation reactions of *N*-(acyloxy)phthalimide derived from α -amino and α -hydroxy acids with 1,1-diarylethene, and with cinnamic acid derivatives through double decarboxylation, using sodium iodide and triphenylphosphine as redox catalysts. The reaction proceeds under mild irradiation conditions with visible blue light (440 nm or 456 nm) in an acetone solvent without recourse to transition-metal or organic dye based photoredox catalysts. The reaction proceeds via photoactivation of a transiently self-assembled chromophore from *N*-(acyloxy)phthalimide and NaI/PPh₃. Solvation plays a crucial role in the reactivity.

While most of the currently reported photoredox catalysis¹ reactions entail the use of transition-metal² or organic dye³ based photoredox catalysts to harvest photon energy of visible light, our recent work revealed that sodium iodide and triphenyl phosphine in combination with suitable substrates [e.g. *N*-(acyloxy)phthalimide or redox active esters (RAEs)]⁴ form a transiently assembled chromophore in a suitable solvent system, which absorbs visible light to deliver high energy radical species useful for organic synthesis.⁵ We recently reported the photocatalytic decarboxylative alkylation of silyl enol ether and *N*-heteroarene using the NaI/PPh₃ photoredox catalytic system with broad substrate scope. In this work, we report the application of NaI/PPh₃ photoredox catalysis for direct decarboxylative alkenylation⁶ of α -amino and α -hydroxy acid-derived redox active esters with 1,1-diarylethenes,⁷ and with cinnamic acid derivatives via double decarboxylation.⁸ These transformations generate structure motifs of allylic amine⁹ and allylic ether without using any transition metal

under redox neutral conditions. Compared with the previously reported catalytic condition using ruthenium-, iridium-, or organic dye-based photoredox catalysts for similar transformations,¹⁰ the NaI/PPh₃ system has the advantages of easy accessibility and low cost, as well as the green solvent system using low boiling-point acetone.¹¹

Our working hypothesis using the NaI/PPh₃ photoredox system for decarboxylative alkenylation of α -amino acid-derived RAEs is depicted in Fig. 1. It is reported that NaI, PPh₃, and RAEs assemble to form a chromophore that absorbs visible light of blue range in an acetone solvent.⁵ We envisaged that the photoactivation of this transiently formed chromophore will induce electron transfer from iodide to an *N*-phthalimide moiety to further generate α -amino alkyl radicals through extrusion of carbon dioxide for alkenylation reaction. PPh₃ will stabilize iodine radicals to generate \cdot I-PPh₃ species,¹² which resemble a photoredox catalyst in their oxidized form. The formed α -amino alkyl radical attacks 1,1-diarylethene and cinnamic acid to generate relatively stable benzylic radicals which were subsequently oxidized by \cdot I-PPh₃ to produce the alkenylation products after proton elimination and to



Fig. 1 Working hypothesis of photocatalytic decarboxylative alkenylation using NaI/PPh₃ catalysis.

^a Hefei National Laboratory for Physical Sciences at the Microscale, CAS Key Laboratory of Urban Pollutant Conversion, Anhui Province Key Laboratory of Biomass Clean Energy, iChEM, University of Science and Technology of China, Hefei 230026, China. E-mail: fuyao@ustc.edu.cn

^b Department of Chemistry, School of Science, The University of Tokyo, 7-3-1 Hongo, Bunkyo-ku, Tokyo 113-0033, Japan. E-mail: rui@chem.s.u-tokyo.ac.jp

† Electronic supplementary information (ESI) available. See DOI: 10.1039/c9cc09654j

regenerate NaI/PPh₃. Thus, the process delivers the product of decarboxylative alkenylation, in which the carboxylate group in a carboxylic acid derivative is replaced by an alkene moiety.^{6a} In this work, we successfully developed this transformation with substantial substrate scope and good functional group compatibility. The reaction reported herein further extended the synthetic scope of the NaI/PPh₃ catalytic system for low-cost photoredox catalysis.

Decarboxylative alkenylation was first performed using 1,1-diphenylethylene (**1**) and RAEs of Cbz-protected alanine (**2**) as coupling partners. After careful optimization of all reaction parameters, the desired product **3** was obtained in 84% isolated yield using a combination of NaI (10 mol%) and PPh₃ (10 mol%) as photocatalysts in acetone under 456 nm blue LED irradiation at room temperature. Measuring the UV-vis absorption spectrum revealed that a chromophore with absorption onset overlapping with the wavelength of blue LEDs was formed in the reaction mixture (see the ESI,† Fig. S2 for details). Control experiments revealed that iodide, phosphine, and irradiation were all essential parameters. As noted in a previous report,^{5,13} solvation has a heavy influence on the assembly of the charge-transfer complex (CTC) through non-covalent interactions. As shown in Scheme 1 (second row), the reaction also proceeded in THF, NMP, DMA or DMF, albeit in lower yields. 1,4-Dioxane and PhCF₃, which were suitable solvents in NaI/PPh₃-catalyzed decarboxylative alkylation of N-heterocycles,⁵ were totally ineffective. Because phosphine stabilizes iodine radicals in the form of R₃P-I• species and facilitates intermolecular charge transfer, a series of phosphines with different electronic natures were examined (Scheme 1, third row). Tris(4-methoxyphenyl)phosphine and tris(4-fluorophenyl)phosphine gave no significant change in the yield of **3** compared with PPh₃. When tricyclohexylphosphine was used instead of PPh₃, the isolated yield of **3** was reduced to 70%. The reaction did not proceed

when BINAP or tri(2-furanyl)phosphine was used as the catalyst. Investigation of other alkali iodides (see the ESI† for further details) showed that LiI, KI, RbI, and CsI gave slightly lower yields compared to NaI. ZnI₂ failed to serve as a catalyst for this transformation as ZnI₂ did not form a chromophore with **2** to absorb blue light under the reaction conditions (see the ESI,† Fig. S2 for further details). It is interesting to note that tetrabutylammonium iodide, which is entirely ineffective in the decarboxylative alkylation of silyl enol ethers,⁵ also produced the desired product in 70% yield. Although we could not fully rationalize the observed cation effect on reaction efficiency, we speculate that the cation affects the assembly of the transient chromophore, electron transfer, and further diffusion of the radical pair in a solvent cage. The reaction can be easily scaled up to gram scale without reducing its efficiency.

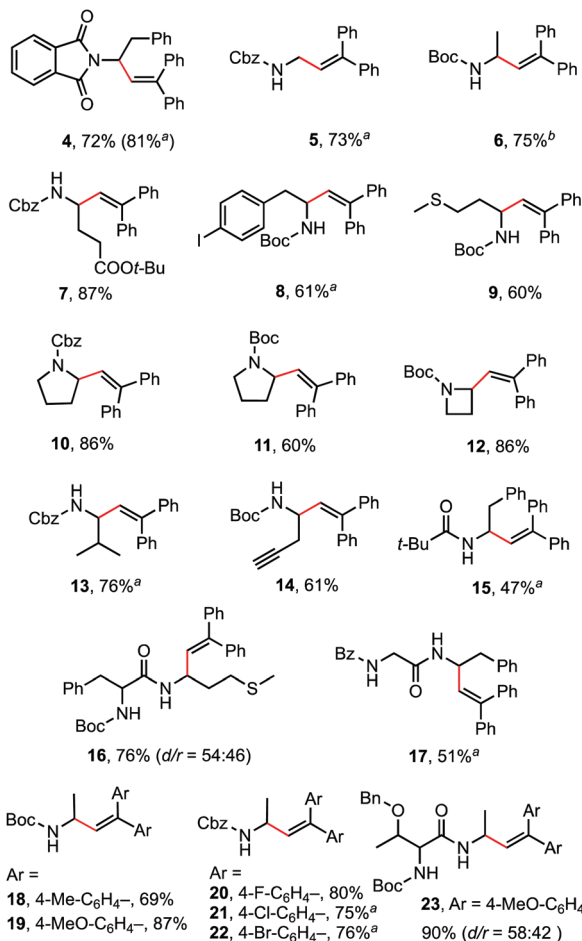
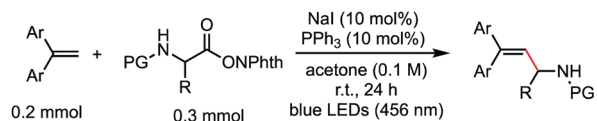
With the optimized reaction conditions in hand, the scope of the reaction was investigated. As shown in Scheme 2, a wide range of natural and unnatural α -amino acid-derived RAEs and 1,1-diarylethylenes were found to be suitable substrates with moderate to good yields obtained. A variety of functional groups, such as phthalimide (**4**), benzyloxycarbonyl (**5**, **13**), tert-butyloxycarbonyl (**6**), ester (**7**), aryl halides (**8**, **20**, **21**, **22**), and sulfide (**9**) were all well-tolerated. Terminal alkyne could also be tolerated affording the desired product (**14**) in 61% yield. RAEs derived from proline (**10**, **11**) and 2-azetidincarboxylic acid (**12**) reacted smoothly. 1,1-Diarylethylenes of different electronic properties were examined. Both electron-rich (**19**) and electron-deficient (**20**, **21**) alkenes could be used. It is worth noting that dipeptide-derived RAEs generated the desired alkenylation products in good yields (**16**, **17**, **23**), suggesting the potential to use this method for the modification of bioactive peptides.¹⁴ For certain substrates, the catalyst loading was increased to 20 mol% (**4**) and the solvent was modified (**6**) to improve the yields. The reaction did not proceed well with styrene and 1,1-dialkylethylene, probably because of the much slower rate of radical addition to the double bond of these alkenes compared with 1,1-diarylethylene.

Besides α -amino acids, α -hydroxy acids were also amenable coupling partners (Scheme 3). RAEs derived from various *O*-protected α -hydroxy acids, including *O*-aryl, *O*-alkyl and *O*-benzyl substituents, reacted readily with 1,1-diphenylethylene to give the alkenylation product in moderate to good yields (66–95%). Functionalities such as aryl chloride, aryl iodide, and even aryl pinacol boronate, which were useful for subsequent cross-coupling reactions,¹⁵ were well tolerated as shown in entries **25**, **26**, and **27**. Cyclic α -alkoxy acids (**30**, **31**) also reacted well. This reaction is easily scaled up to gram scale without decreasing the yield. Thioglycolic acid-derived redox-active ester was also suitable for this transformation to construct an allylic sulphide structure (**32**).

As shown in the working hypothesis, alkenylation between α -amino acid-derived RAEs and cinnamic acids *via* dual decarboxylation also proceeded successfully without further optimization of the reaction conditions. As shown in Scheme 4, cinnamic acid and its analogues reacted readily with RAEs



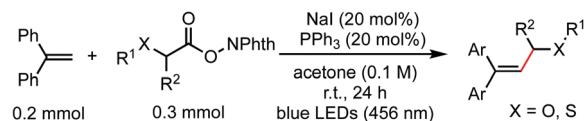
Scheme 1 Key reaction parameters. Reaction conditions: **1** (0.2 mmol, 1.0 eq.), **2** (0.3 mmol, 1.5 eq.), NaI (10 mol%), PPh₃ (10 mol%), acetone (2.0 mL), irradiation with blue LEDs (456 nm) at room temperature for 15 h under an argon atmosphere. Yield of the isolated product.



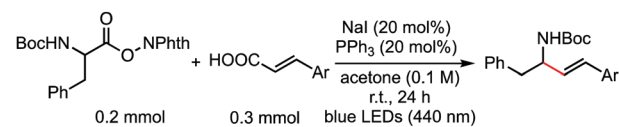
Scheme 2 Decarboxylative alkenylation of α -amino acid-derived RAEs. Reaction conditions: 1,1-diarylethylenes (0.2 mmol, 1.0 eq.), RAEs (0.3 mmol, 1.5 eq.), Nal (10 mol%), PPh₃ (10 mol%), acetone (2.0 mL), irradiation with blue LEDs (456 nm) at room temperature for 24 h under an argon atmosphere. Yield of isolated product. ^aNal (20 mol%), PPh₃ (20 mol%). ^bNal (20 mol%), PPh₃ (20 mol%), THF (2.0 mL).

derived from *N*-Boc-protected phenylalanine furnishing the desired products in moderate to good yields. A methoxy substituent on the *para*- (**33**), *meta*- (**34**), and *ortho*-position (**35**) of cinnamic acid has no obvious effect on the reaction outcome. Dimethylamino (**36**) and diphenylamino (**37**) groups, which are sensitive to oxidant, were also compatible. This protocol is also applicable to acrylic acids possessing β -heteroarene-substituents, such as thiophene (**38**), benzothiophene (**39**), benzofuran (**40**), pyridine (**41**), and furan (**42**).

The reaction in Scheme 1 was totally suppressed when 2,2,6,6-tetramethylpiperdine-1-oxyl (TEMPO) was added in 2 equivalent amounts as a radical scavenger (see the ESI†). A radical-clock experiment was performed as shown in Scheme 5. A ring-closed product (**43**) was obtained in 57% yield. These results indicated that the decarboxylative alkenylation proceeds

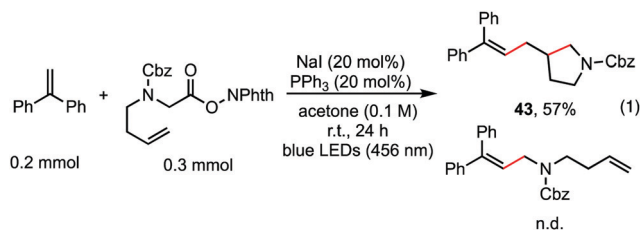


Scheme 3 Decarboxylative alkenylation of α -hydroxy acid and thioglycolic acid derivatives. Reaction conditions: 1,1-diphenylethylenes (0.2 mmol, 1.0 eq.), RAEs (0.3 mmol, 1.5 eq.), Nal (20 mol%), PPh₃ (20 mol%), acetone (2.0 mL), irradiation by blue LEDs (456 nm) at room temperature for 24 h under an argon atmosphere. Yield of the isolated product. ^aNal (10 mol%), PPh₃ (10 mol%).



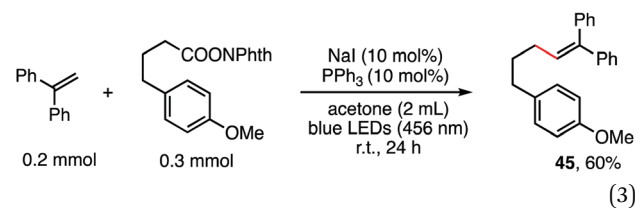
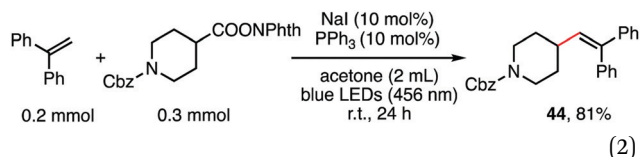
Scheme 4 Nal/PPh₃-catalyzed alkenylation of α -amino acid derived RAEs via double decarboxylation. Reaction conditions: RAEs (0.2 mmol, 1.0 eq.), cinnamic acid derivatives (0.3 mmol, 1.5 eq.), Nal (20 mol%), PPh₃ (20 mol%), acetone (2.0 mL), irradiation with blue LEDs (440 nm) at room temperature for 24 h under an argon atmosphere. Yield of the isolated product. ^aDMA (2 mL) instead of acetone (2 mL).

through a free radical pathway.¹⁶ Finally, besides reaction with tertiary alkyl as demonstrated in our previous work,⁵ the reaction also proceeded well with RAEs that deliver secondary and primary normal alkyls (eqn (2) and (3)), though the reaction with primary normal alkyl proceeded in a relatively lower yield.



Scheme 5 Radical-clock experiment.

The reaction did not proceed well with RAE derived from phenyl acetic acid.



In conclusion, NaI/PPh₃ works as an easily accessible and low-cost redox catalyst for decarboxylative alkenylation of various RAEs derived from α -amino acids, α -hydroxy acids, and also thioglycolic acid with 1,1-diarylethenes. Cinnamic acid and its analogues were also used as alkenylation reagents through double decarboxylation. The reactions reported herein offer a low-cost and operationally simple method to synthesize compounds containing allylic amine and allylic ether structures from biomass-derived carboxylic acids.

We are grateful for the support from the National Key R&D Program of China (2018YFB1501600), the National Natural Science Foundation of China (21572212, 21732006, 51821006, 51961135104), the Strategic Priority Research Program of CAS (XDB20000000), HCPST (2017FXZY001), KY (2060000119), the China Postdoctoral Science Foundation (2018M642519), the Fundamental Research Funds for the Central Universities (WK2060120005) and the USTC Research Funds of the Double First-Class Initiative (YD2060002003).

Conflicts of interest

The authors declare no competing interests.

Notes and references

- (a) C. K. Prier, D. A. Rankic and D. W. C. MacMillan, *Chem. Rev.*, 2013, **113**, 5322; (b) M. H. Shaw, J. Twilton and D. W. C. MacMillan, *J. Org. Chem.*, 2016, **81**, 6898; (c) M. N. Hopkinson, A. Tlahuext-Aca and F. Glorius, *Acc. Chem. Res.*, 2016, **49**, 2261; (d) J. J. Douglas, M. J. Sevrin and C. R. J. Stephenson, *Org. Process Res. Dev.*, 2016, **20**, 1134; (e) J. Twilton, C. Le, P. Zhang, M. H. Shaw, R. W. Evans and D. W. C. MacMillan, *Nat. Rev. Chem.*, 2017, **1**, 0052; (f) M. D. Kärkäs, *ACS Catal.*, 2017, **7**, 4999.
- (a) J. Xuan and W.-J. Xiao, *Angew. Chem., Int. Ed.*, 2012, **51**, 6828; (b) J. C. Tellis, D. N. Primer and G. A. Molander, *Science*, 2014, **345**, 433; (c) J. Jin and D. W. C. MacMillan, *Nature*, 2015, **525**, 87; (d) E. B. Corcoran, M. T. Pirnot, S. Lin, S. D. Dreher, D. A. DiRocco, I. W. Davies, S. L. Buchwald and D. W. C. MacMillan, *Science*, 2016, **353**, 279; (e) C. P. Johnston, R. T. Smith, S. Allmendinger and D. W. C. MacMillan, *Nature*, 2016, **536**, 322; (f) C. Le, Y. Liang, R. W. Evans, X. Li and D. W. C. MacMillan, *Nature*, 2017, **547**, 79; (g) E. R. Welin, C. Le, D. M. Arias-Rotondo, J. K. McCusker and D. W. C. MacMillan, *Science*, 2017, **355**, 380.
- (a) N. A. Romero and D. A. Nicewicz, *Chem. Rev.*, 2016, **116**, 10075; (b) J. Luo and J. Zhang, *ACS Catal.*, 2016, **6**, 873; (c) M. K. Bogdos, E. Pinard and J. A. Murphy, *Beilstein J. Org. Chem.*, 2018, **14**, 2035.
- (a) T. Qin, J. Cornella, C. Li, L. R. Malins, J. T. Edwards, S. Kawamura, B. D. Maxwell, M. D. Eastgate and P. S. Baran, *Science*, 2016, **352**, 801; (b) W.-M. Cheng, R. Shang and Y. Fu, *ACS Catal.*, 2017, **7**, 907; (c) W.-M. Cheng, R. Shang, M.-C. Fu and Y. Fu, *Chem. – Eur. J.*, 2016, **22**, 11161; (d) S. Murarka, *Adv. Synth. Catal.*, 2018, **360**, 1735; (e) J. Schwarz and B. König, *Green Chem.*, 2018, **20**, 323; (f) J.-Q. Liu, A. Shatskiya, B. S. Matsuura and M. D. Kärkäs, *Synthesis*, 2019, **51**, 2759.
- M.-C. Fu, R. Shang, B. Zhao, B. Wang and Y. Fu, *Science*, 2019, **363**, 1429.
- (a) J. T. Edwards, R. R. Merchant, K. S. McClymont, K. W. Knouse, T. Qin, L. R. Malins, B. Vokits, S. A. Shaw, D.-H. Bao, F.-L. Wei, T. Zhou, M. D. Eastgate and P. S. Baran, *Nature*, 2017, **545**, 213; (b) G.-Z. Wang, R. Shang and Y. Fu, *Org. Lett.*, 2018, **20**, 888; (c) M. Koy, F. Sandfort, A. Tlahuext-Aca, L. Quach, C. G. Daniliuc and F. Glorius, *Chem. – Eur. J.*, 2018, **24**, 4552.
- (a) A. J. Borah and G. Yan, *Org. Biomol. Chem.*, 2015, **13**, 8094; (b) C. Wang, Y. Lei, M. Guo, Q. Shang, H. Liu, Z. Xu and R. Wang, *Org. Lett.*, 2017, **19**, 6412.
- (a) K. Xu, Z. Tan, H. Zhang, J. Liu, S. Zhang and Z. Wang, *Chem. Commun.*, 2017, **53**, 10719; (b) J.-J. Zhang, J.-C. Yang, L.-N. Guo and X.-H. Duan, *Chem. – Eur. J.*, 2017, **23**, 10259.
- M.-Y. Li, M. González-Esguevillas, S. Berritt, X.-D. Yang, A. Bellomo and P. J. Walsh, *Angew. Chem., Int. Ed.*, 2016, **55**, 2825.
- (a) C. Hu and Y. Chen, *Org. Chem. Front.*, 2015, **2**, 1352; (b) H. Cao, H. Jiang, H. Feng, J. M. C. Kwan, X. Liu and J. Wu, *J. Am. Chem. Soc.*, 2018, **140**, 16360; (c) X. Jiang, M.-M. Zhang, W. Xiong, L.-Q. Lu and W.-J. Xiao, *Angew. Chem., Int. Ed.*, 2019, **58**, 2402.
- M. C. R. Symons and R. L. Petersen, *J. Chem. Soc., Faraday Trans. 2*, 1979, **75**, 210.
- (a) A. Noble and V. K. Aggarwa, *Sci. China: Chem.*, 2019, **62**, 1083; (b) B. List and Y. Li, *Synfacts*, 2019, **15**, 0791.
- O. Kysel, G. Juhász, P. Mach and G. Košík, *Chem. Pap.*, 2007, **61**, 66.
- (a) S. Bloom, C. Liu, D. K. Kölmel, J. X. Qiao, Y. Zhang, M. A. Poss, W. R. Ewing and D. W. C. MacMillan, *Nat. Chem.*, 2017, **10**, 205; (b) J. Wang, H. Lundberg, S. Asai, P. Martín-Acosta, J. S. Chen, S. Brown, W. Farrell, R. G. Dushin, C. J. O'Donnell, A. S. Ratnayake, P. Richardson, Z. Liu, T. Qin, D. G. Blackmond and P. S. Baran, *Proc. Natl. Acad. Sci. U. S. A.*, 2018, **115**, E6404.
- (a) H. C. Brown, G. W. Kramer, A. B. Levy and M. M. Midland, *Organic Syntheses via Boranes*, Wiley-Interscience, New York, 1975; (b) N. Miyaura and A. Suzuki, *Chem. Rev.*, 1995, **95**, 2457.
- (a) Ł. Woźniak, J. J. Murphy and P. Melchiorre, *J. Am. Chem. Soc.*, 2015, **137**, 5678; (b) D. Wang, N. Zhu, P. Chen, Z. Lin and G. Liu, *J. Am. Chem. Soc.*, 2017, **139**, 15632.