



Cite this: DOI: 10.1039/d5sc06667k

All publication charges for this article have been paid for by the Royal Society of Chemistry

CO-to-sugars conversion from one-pot two-step electro-organocatalytic process

Ajeet Singh,^{†a} David Martins-Bessa,^{†b} Julien Bonin,^{†*a} Marc Robert^{†*ac} and Sébastien Bontemps^{†*b}

The conversion of C_1 molecules (single-carbon species) into C_n products (carbon chains) is a key challenge for developing sustainable chemical feedstocks to replace fossil resources. Carbohydrates, a vital class of complex polycarbon molecules, are mainly extracted from biomass, but *de novo* synthesis provides a complementary route to access rare and non-natural carbohydrates. Here, we report a fully integrated, one-pot two-step system converting carbon monoxide (CO) into carbohydrates. This process couples the electroreduction of CO to formaldehyde with the organocatalytic oligomerization of formaldehyde into C_{5-6} carbohydrates selectively. This work establishes a novel pathway to utilize CO as a building block for synthesizing complex carbon chains.

Received 29th August 2025
Accepted 22nd October 2025

DOI: 10.1039/d5sc06667k

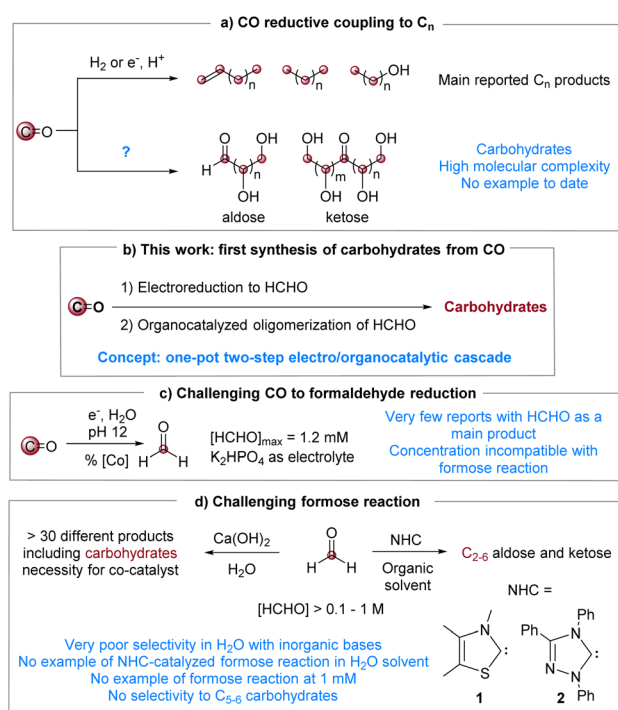
rsc.li/chemical-science

Introduction

Carbon monoxide (CO) has been present in trace amounts in Earth's atmosphere since ancient times¹ and plays an important role in various biological processes.² It has also been detected both in outer space and in the atmosphere of other planets.³ For decades, CO has been a pivotal molecule in chemistry, serving as a key ligand in transition metal complexes⁴⁻⁶ and as a vital feedstock for large-scale industrial processes such as hydroformylation, the Monsanto process, and the Fischer-Tropsch synthesis.^{7,8} More recently, CO has also attracted significant interest in main group chemistry.^{9,10} Current industrial production of CO relies on carbon-intensive processes like coal gasification, steam reforming of natural gas and partial oxidation of hydrocarbons.³ These fossil-based routes have recently been supplemented by newer synthetic methods: biomass conversion¹¹⁻¹³ and CO₂ reduction. CO₂ reduction strategies mainly include hydrogenation (*via* the water-gas shift reaction),^{14,15} and electrochemical reduction. Notably, efficient electrochemical CO₂-to-CO conversion – enabled by nano-materials or transition metal catalysts – represents significant advances nearing maturity at the laboratory scale due to improved mechanistic understanding, with industrial-scale development now imminent.^{16,17}

These sustainable pathways have amplified interest in CO utilization as a single-carbon (C_1) synthon for generating carbon

chains (C_{2+} products) for applications as energy carriers or chemical feedstocks.¹⁸⁻²⁰ Nevertheless, CO-derived products remain predominantly limited to highly reduced compounds – primarily hydrocarbons, aliphatic alcohols, and olefins – across most reported systems (Scheme 1a). The two principal reductive



Scheme 1 (a) CO conversion to C_n compounds; (b) overview of the present work; (c) status and challenges of CO to HCHO electro-conversion; (d) status and challenges of formose reaction catalyzed by inorganic base (in H_2O) and by NHC (in organic solvent).

^aInstitut Parisien de Chimie Moléculaire (IPCM), Sorbonne Université, CNRS, F-75005 Paris, France. E-mail: julien.bonin@sorbonne-universite.fr; marc.robert@sorbonne-universite.fr

^bLaboratoire de Chimie de Coordination (LCC), Université de Toulouse, CNRS, F-31077 Toulouse Cedex 04, France. E-mail: sebastien.bontemps@lcc-toulouse.fr

^cInstitut Universitaire de France (IUF), F-75005 Paris, France

[†] These authors contributed equally to this work.



pathways are (i) high-temperature/pressure CO hydrogenation (*via* Fischer–Tropsch synthesis with syngas, *i.e.* a CO/H₂ mixture), the oldest industrial process for converting C₁ to C_{*n*} products and (ii) electrochemical CO reduction, which yields similar compounds under milder conditions but with shorter chain lengths.^{21–23} CO electroreduction products are indeed usually limited to C₂ and C₃ chains, mainly employing Cu-based catalysts,^{24,25} although recent results have shown that this “short chain wall” could be broken with Ni^{26,27} and Au/Ni²⁸ systems notably, to generate C₃–C₇ hydrocarbons or α -olefins. These reduced products exhibit high energy density and substantial value as chemical feedstocks compared to C₁ molecules. Nevertheless, less reduced polyoxygenated compounds would offer greater chemical complexity and broader synthetic versatility. Such molecules – particularly long-chain C₂₊ polyoxygenated products – remain rarely synthesized or even observed in CO transformations.^{24,25,29,30} This feature is explained by the easy deoxygenation of the reaction intermediates before or after C–C bond formation under the applied conditions. The over-reduction event thus prevents the accumulation of polyoxygenated products.

Carbohydrates are a class of polyoxygenated compounds which is ubiquitous in natural processes, because their molecular complexity is used as ideal key/lock tools in biological recognition. Besides the extraction of the naturally abundant carbohydrates from biomass and their use as feedstock in further – often biocatalyzed – transformations, there is a strong long-term interest in the *de novo* synthesis of less abundant or non-natural species from non-natural resources.^{31,32} In this domain, a new emerging field aims at using sustainable C₁ source as the only source of carbon. CO₂ was the obvious first explored molecule for this purpose. Only a few examples have been reported so far, underscoring the challenges of (i) integrating multiple steps into fully operational systems, (ii) achieving atom-economical transformations and (iii) operating under mild conditions.^{31,32} In none of these cases does CO act as an intermediate. Consequently, developing methods to synthesize carbohydrates directly from CO would establish both a novel route to carbohydrates and an innovative pathway for CO utilization as a multi-carbon building block (Scheme 1a).

To prevent over-reduction, our approach centers on accumulating formaldehyde from CO reduction as a critical first step, followed by controlled C–C coupling to ultimately generate carbohydrates. The oligomerization of formaldehyde – the formose reaction – is indeed a reaction that gives rise to carbohydrates. However, CO-to-formaldehyde reduction remains underexplored,^{33–36} while achieving selective formose reaction is significantly challenging in particular in aqueous conditions.³⁷ In this work, we report an integrated electro/organocatalytic system for converting CO to C_{5–6} sugars under mild conditions. The sequence process is not merely an extension of C–C coupling strategies used for producing hydrocarbons, but opens a new conceptual pathway for sustainable synthesis of sugars, a feat that biochemistry typically accomplishes *via* highly evolved enzyme cascade. Our one-pot two-step approach combines (i) the electrocatalytic CO-to-formaldehyde reduction using a molecular cobalt catalyst and (ii) the organocatalyzed

formose transformation in the same aqueous electrolyte with triazolium-based catalyst (Scheme 1b). Overcoming three key challenges – inherent difficulties in each step plus their synergistic integration – our approach unlocks this unprecedented transformation.

There are indeed limited reports of CO reduction to formaldehyde.^{33–35} We recently demonstrated that the electroreduction of CO in aqueous solution at pH 12, using potassium phosphate as electrolyte and a Co-based molecular catalyst, generates formaldehyde, along with methanol and hydrogen as a by-products.³³ A maximum formaldehyde concentration of 1.2 mM was obtained after 30 min, which represents the highest reported one for such transformation (Scheme 1c).

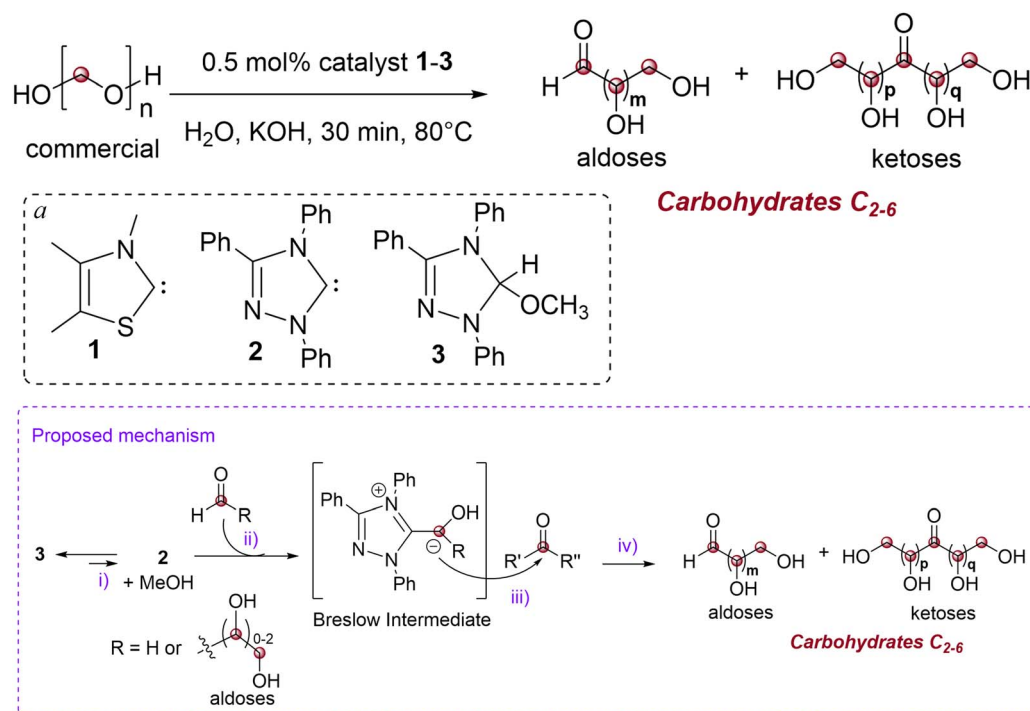
The formose reaction – first documented in the 19th century³⁸ – typically yields complex mixtures containing carbohydrates, carboxylic acids, and polyols.³⁷ Product distribution proves highly sensitive to reaction conditions (notably time and solvent) and catalytic systems. While inorganic bases – such as Ca(OH)₂ – can catalyze the reaction, their inability to promote formaldehyde dimerization in solution³⁹ necessitates co-catalysts and typically generates mixtures of up to 30 products (Scheme 1d).³⁷ The utilization of specific N-Heterocyclic Carbene (NHC), such as thiazolium- and triazolium-based compound **1** and **2** (Scheme 1d), able to notably catalyze the dimerization of formaldehyde by Umpolung, have been shown to improve the selectivity of this transformation in organic solvent.^{40,41} Thiazolium-based catalysts are inactive in pure water⁴² and display only moderate activity when limited amounts of water are present in organic solvents.⁴³ Although we demonstrated that triazolium-based catalysts can withstand up to 10% water in THF during the formose reaction, selectively producing glycolaldehyde (a C₂ carbohydrate),⁴⁴ their application under fully aqueous conditions has not yet been reported. Likewise, no study has described the formose reaction at formaldehyde concentrations as low as 1 mM. We therefore focused on formaldehyde oligomerization, with particular attention to low-concentration conditions.

Results and discussion

Formose reaction in aqueous media: NHC catalysis and concentration limits

NHC **1** and **2** were evaluated under rather standard conditions, *i.e.* 0.5 mol% catalyst loading, 80 °C, and 30 min (Table 1).^{41,44} Compound **3** was also tested because of its *in situ* formation from the reaction of **2** with methanol – a component present in the electroreduction mixture. Additionally, our prior work demonstrated that **3** achieves comparable performance to **2** in the formose reaction within a THF/H₂O mixture, selectively yielding glycolaldehyde.⁴⁴ Moreover, compound **3** being air stable contrarily to **1** and **2**, it does not require inert conditions during storage and handling. The initial exploration showed that although **1** does not catalyze the reaction (Table 1, entries 1 and 5), given its known instability in H₂O,⁴⁵ compounds **2** and **3** catalyze the reaction to C_{2–6} carbohydrates with high yields of 82% and 71%, respectively, at [HCHO] = 1 M (Table 1, entries 2–3). In the absence of catalyst, no carbohydrate was detected



Table 1 Initial exploration with NHC catalysts 1–3 for the formose reaction in aqueous solutions^a

Entries	[HCHO] (M)	pH	Catalyst ^a	C ₂₋₄	C ₅₋₆
1	1	12	1	nd	nd
2	1	12	2	35	47
3	1	12	3	41	30
4	1	12	none	nd	nd
5	0.1	12	1	nd	nd
6	0.1	12	2	5	26
7	0.1	12	3	5	21
8	0.01	12	2	nd	nd
9	0.01	12	3	1	nd
10	0.007	12	3	nd	nd
11	0.1	13	3	nd	nd
12	0.1	14	3	3	2
13	0.1	8	3	11	8
14 ^b	0.1	12	2	5	24
15 ^b	0.1	12	3	6	29

^a See above. ^b With the addition of 4 M of MeOH.

(Table 1, entry 4), confirming KOH inability to catalyze the reaction under these conditions. Furthermore, adding 18-crown-6 (1 : 1 to 0.01 M KOH) to coordinate K⁺ ions did not affect product formation with catalyst 2 (Fig. S14). This further confirms K⁺ negligible role in NHC catalysis, consistent with its minimal impact in the formose reaction compared to more influential cations like Ca²⁺.^{46,47} Formose reactions are conventionally conducted at concentrations exceeding 0.1–1 M, presumably because lower concentrations yield minimal or no carbohydrates.⁴¹ Given the maximum reported formaldehyde concentration from CO electroreduction is only 1.2 mM, we anticipated that concentrations would pose a significant

challenge for our study. When catalysts 2 and 3 were tested at a formaldehyde concentration of 0.1 M, yields decreased to 31% and 26%, respectively (Table 1, entries 6–7). At even lower concentrations, *i.e.* 0.01 M or below, no carbohydrate was detected (Table 1, entries 8–10). pH optimization studies at 0.1 M revealed detrimental effects of pH 13 and 14 (Table 1, entries 11–12), likely due to the rapid disproportionation of formaldehyde to methanol and formic acid *via* the Cannizzaro reaction. In contrast, pH 8 afforded carbohydrates in 19% yield (Table 1, entry 13). Finally, the addition of an excess of MeOH (4 M) with catalysts 2 and 3 (Table 1, entries 14–15) did not modified the outcome of the catalysis.



Table 2 Optimized parameters and constraints, including pH, formaldehyde concentration and nature of the electrolyte, for the formose reaction using commercial HCHO and catalyst **3**

Entries	[HCHO] (M)	Electrolyte	Yields (%)	
			C ₂₋₄	C ₅₋₆
1	0.01	—	2	0
2 ^a	0.03	—	1	42
3	0.015	—	nd	2
4	0.019	—	nd	18
5	0.022	—	nd	18
6	0.026	—	1	21
7 ^b	0.03	K ₂ HPO ₄ or K ₂ CO ₃	nd	nd
8 ^c	0.03	KCl	nd	47

^a Average yields over 9 runs, -13%/+10% deviation. ^b [K₂HPO₄ or K₂CO₃] = 0.625 M. ^c [KCl] = 1.3 M.

Proposed mechanism

We propose that compound **3** generates carbene **2** through methanol elimination under the reaction conditions (Table 1, i), and that **2** serves as the active catalytic species for both compounds. A particularly notable feature of NHCs in organocatalysis is their capacity to induce Umpolung transformations of aldehydes. As first proposed by Breslow in 1958 and subsequently corroborated by Castells, Inoue, Teles, Enders, Tajima, and others,^{40–42,48,49} the carbene reacts with formaldehyde to form the elusive, yet crucial, Breslow intermediate (R=H, Table 1, ii). In this intermediate, the nucleophilic carbon atom of the former formaldehyde molecule can attack another molecule of formaldehyde (R, R', R'' = H, Table 1, iii), leading to the formation of glycolaldehyde, the C₂ carbohydrate. A subsequent addition to a third formaldehyde molecule, followed by release of the carbene catalyst, yields the C₃ carbohydrates glyceraldehyde or dihydroxyacetone. Alternatively, the Breslow intermediate (R=H, Table 1, ii) may react with the formed C₂–C₅ aldoses, accounting for the generation of C₃–C₆ aldoses. The formation of C₄–C₆ ketoses could be explained by Umpolung reactivity occurring not with formaldehyde, but with the produced C₂–C₄ aldoses (R(=CHOH)_{0,2}–CH₂OH, Table 1, ii). Although this mechanism is largely accepted, detailed experimental and theoretical studies of the NHC-catalyzed formose reaction accounting for the formation of the carbohydrates but also of other polyol chains (*vide infra*) remain scarce, most likely due to the complexity of the competing reactions involved in this process.

Optimization of the formose reaction with catalyst **3**

Compound **3** was selected to optimize carbohydrate formation at lower HCHO concentrations. Various reaction times and catalyst loadings were investigated (see Table S6 for the full list

of tests), with the most significant results summarized in Table 2. Initial testing used 0.01 M HCHO. Despite extended reaction times (90–180 min) and higher catalyst loadings (5–20 mol%), only traces of carbohydrates were detected (Table 2, entry 1 and Table S6), although formaldehyde was fully consumed, forming unidentified products (likely carboxylic acids and polyols chains, *vide infra*).

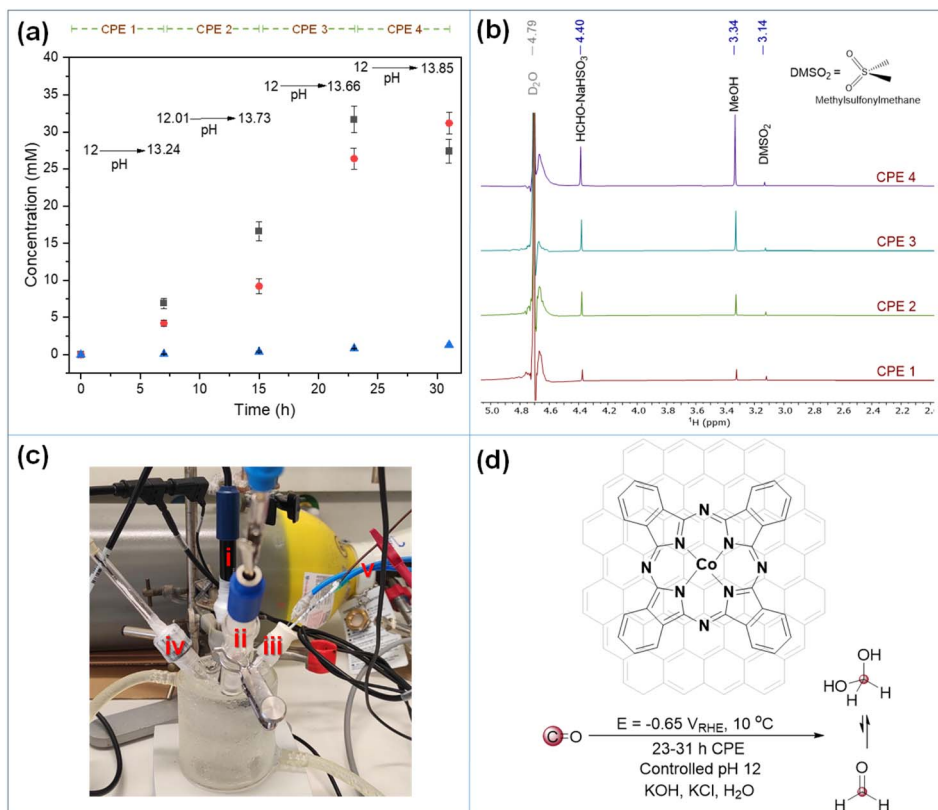
A formaldehyde concentration of 0.03 M was subsequently tested under similar conditions (Tables 2 and S6) and, encouragingly, carbohydrate formation was successfully achieved. Optimal conditions (90 min reaction, 10 mol% catalyst) established good yields in carbohydrates. The process demonstrated excellent reproducibility over three months across nine identical runs (Table S6). The average yield of C₂₋₆ carbohydrates was 43%, with deviations ranging from -13% to +10% (Table 2, entry 2). The reaction exhibited high selectivity, yielding an average of 42% C₅₋₆ carbohydrates and only 1% C₂₋₄ carbohydrates. While we showed earlier that triazolium based compounds **2** and **3** catalyses the formose reaction in THF/H₂O (10/1) to yield selectively glycolaldehyde (C₂ carbohydrate), we show herein that the same catalyst can operate in water medium to achieve high selectivity for C₅₋₆ chains without significant drop in yields. Interestingly, this C₅₋₆ selectivity vanishes under identical conditions at elevated formaldehyde concentrations. The inherent complexity of the formose reaction prevented us from fully rationalizing this selectivity. We further systematically mapped the formaldehyde concentration threshold to generate carbohydrates. Trace carbohydrates (2% yield) emerged at 0.015 M, while at 0.019 M, 0.022 M and 0.026 M, carbohydrate yields of 18%, 18%, and 21% are obtained, respectively (Table 2, entries 3–6). These data establish a clear reaction threshold near 0.020 M under these conditions.

The electrolyte effect on the formose reaction was also investigated at 0.03 M HCHO solutions (Table S7). When potassium phosphate or potassium carbonate were used in electrolyte concentration (0.625 M), carbohydrate was undetectable in both cases (Table 2, entry 7). The 20-fold excess of these electrolytes compared to formaldehyde may inhibit the formose reaction itself⁵⁰ or interfere with carbohydrate analysis indicating that electrolytes may pose significant compatibility challenges between electrocatalysis and other catalytic systems – a critical consideration for tandem one-pot reactions. Interestingly, KCl demonstrated full compatibility with the formose reaction: even at electrolyte concentrations (1.3 M), it afforded a 47% yield of exclusively C₅₋₆ carbohydrates under otherwise identical conditions (Table 2, entry 8). Finally, the formose reaction was conducted with ¹³C-labeled formaldehyde. It not only confirmed that the observed carbohydrates arise from formaldehyde as the sole carbon source, but also that C_n chains other than carbohydrates are generated from the homocoupling of formaldehyde (Fig. S19 and Tables S9, S10).

Electrolyte compatibility and formaldehyde concentration as key optimization parameters for CO electroreduction

As mentioned earlier, our recent work demonstrated electrochemical CO-to-HCHO conversion under controlled potential





Scheme 2 Electrochemical synthesis of formaldehyde (HCHO) from carbon monoxide (CO) gas. (a) Temporal concentration profiles of liquid-phase reduction products: HCHO (■), CH₃OH (●) and HCOO⁻ (▲) with pH variation indicated after each four successive CPE experiments (CPE 1–4, see ESI for details); (b) ¹H NMR data after each CPE (CPE 1–4, from bottom to top; internal standard DMSO₂ 0.33 mM); note that the HCOO⁻ peak is not shown due to its negligible production; expanded spectra are available in ESI, Fig. S31 and S32; (c) three compartment single cell including (i) glass pH electrode, (ii) saturated calomel electrode, (iii) CoPc/MWCNT working electrode, (iv) platinum counter electrode and (v) inlet and outlet of CO gas; (d) controlled potential electrolysis conditions for CO to formaldehyde using CoPc/MWCNT working electrode.

electrolysis (CPE) at $E_{\text{electrode}} = -0.650 \text{ V vs. RHE}$ (pH 12 phosphate buffer, $T = 10 \text{ }^\circ\text{C}$), formaldehyde (HCHO) and methanol (CH₃OH) were observed. Notably, 30 min CPE yielded 1.2 mM HCHO (Table S12, entry 1).³³ With the aim of increasing formaldehyde concentration, CPE duration was extended to 120 min leading to [HCHO] of $2.6 \pm 0.6 \text{ mM}$ ($\text{FE}_{\text{HCHO}} = 15.6\%$; Fig. S22–S24). Critically, a three-compartment closed cell further boosted [HCHO] to 4 mM (Table S12, entry 2).

To ensure sufficient CO supply while preventing oxygen contamination, we implemented a continuous CO flow system. Key optimizations included extending electrolysis from 5 h to 10 h, increasing electrolyte volume from 5 mL to 12.5 mL (enhancing dissolved CO), and expanding electrode surface from $1 \times 1 \text{ cm}^2$ to $1.5 \times 2 \text{ cm}^2$ (larger electroactive surface). These modifications doubled HCHO production to 9.6 mM (Table S12, entry 4). Further extension to 12 h yielded 14.6 mM HCHO (Table S12, entry 5), confirming system stability beyond 10 h. Despite these gains, concentrations still remained insufficient for the formose reaction, and solvent evaporation attempts failed to increase the concentration. Progressively longer CPE durations achieved 17.4 mM HCHO after 15 h (Table S12, entry 6; Fig. S25 and S26) and 23.9 mM HCHO after 30 h (Table S12, entry 8; Fig. S27). Notably, no catalyst poisoning

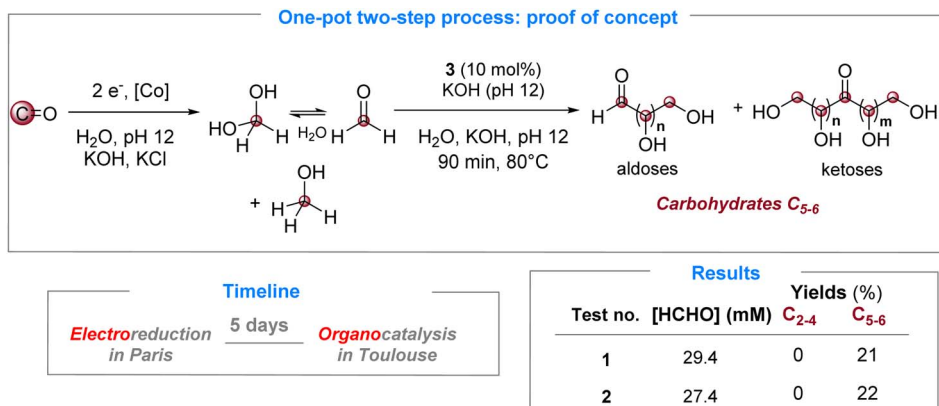
occurred at pH 12, in contrast with the report of HCHO induced deactivation at pH 6.8.⁵¹ However, beyond 30 h, pH rose to 13.3 despite buffering, accelerating Cannizzaro reactions. After 42 h, HCHO dropped to 7.8 mM with significant formate (HCOO⁻) formation (Fig. S28).

Finally, given the incompatibility of carbonate and phosphate electrolytes with formose reaction, we adopted a 1 M KOH electrolyte acidified to pH 12 with concentrated HCl (5 M) for optimized formaldehyde generation. The pH was adjusted every 7–8 hours during CPE (Scheme 2a). Although formaldehyde production was slower than in phosphate buffer, its concentration increased linearly (Fig. S29), reaching *ca.* 32 mM after 23 h (Scheme 2a and b). Subsequent CPE showed HCHO decline to 27.4 mM with concurrent methanol increase (from 26 to 31 mM), indicating onset of HCHO electroreduction. Reproducibility was demonstrated by achieving 29.4 mM HCHO after 23 h in a replicate experiment (Fig. S30).

Proof-of-concept for a fully integrated one-pot two-step process

These electrolytic solutions of 27.4 and 29.4 mM obtained in Paris were then shipped to Toulouse to be tested in the formose reaction. Under optimized conditions (90 min, 80 °C, 10 mol%





Scheme 3 One-pot two-step transformation on the real system.

of 3), we were able to observe the formation of carbohydrates in both cases, with consistent yields of 21% and 22% for the 29.4 mM and 27.4 mM solutions, respectively (Scheme 3). These yields are in agreement with those produced with the commercial 26 mM formaldehyde solution (22%, Table 2, entry 6) and with the lower limit obtained with the 30 mM HCHO solution (30%, Table 2, entry 2). In addition, the selectivity to C₅₋₆ carbohydrates was maintained like in the model reaction with commercial para-formaldehyde. The GC-MS analysis further revealed that non-carbohydrate C₂₋₆ chains were also formed in the same mixture. These findings constitute the experimental proof of concept of the proposed CO-to-carbohydrate pathway and thus validate the optimization/compatibility studies described herein. Gaining deeper insight into the selectivity of the formose reaction under aqueous conditions, along with expanding the accessible formaldehyde concentration range, will further advance this promising approach for complex CO conversion and the *de novo* synthesis of carbohydrates.

Conclusions

The conversion of CO to C₅₋₆ carbohydrates in aqueous solutions was demonstrated with a fully integrated, one-pot two-step process. Our results establish that CO can be transformed into complex polyoxygenated products *via* formaldehyde as a key intermediate. The process integrates CO electroreduction to formaldehyde with subsequent organo-catalysed oligomerization of the resulting mixture into carbohydrates. Achieving compatibility between these steps was a significant challenge. By employing extended CPE duration, an enlarged electrode surface and pH control, we achieved formaldehyde concentrations approaching 30 mM, a thirtyfold increase compared to previous reports.³³⁻³⁵ However, such concentration was still low for the formose reaction, underscoring the difficulty of coupling electrocatalysis with organocatalysis. Despite the aqueous nature of the medium, the formose reaction was successfully conducted with a triazolium-based organocatalysts for the first time. Optimization at low formaldehyde concentration (30 mM) yielded an unprecedented C₅₋₆ carbohydrates selectivity.

Conceptually, directly converting CO into carbohydrate backbones bypasses the need for traditional biomass oxidation routes or multistep, often enzyme-dependent, CO₂-based pathways. Our strategy therefore introduces a new research direction focused on the direct electrochemical transformation of C₁ compounds into sugars – a field that is still in its infancy with respect to selectivity, scalability, and energy efficiency.

Author contributions

The manuscript was written through contributions of all authors. All authors have given approval to the final version of the manuscript. S. B., J. B. and M. R. conceived the idea and supervised the project. A. S. and D. M.-B. performed the experiments and measurements. All authors carried out data analysis, discussed the results and assisted with manuscript preparation.

Conflicts of interest

There are no conflicts to declare.

Data availability

Data are available upon reasonable request. Correspondence and requests should be addressed to julien.bonin@sorbonne-universite.fr; marc.robert@sorbonne-universite.fr; sebastien.bontemps@lcc-toulouse.fr.

Supplementary information: experimental details on the preparation of catalytic electrodes; electrolysis experiments and analytical procedures (GC, GC-MS NMR) for detecting and quantifying reduction products and sugar products; additional cyclic voltammetry data and electrolysis experiments. See DOI: <https://doi.org/10.1039/d5sc06667k>.

Acknowledgements

This work has benefited from French State aid managed by the Agence Nationale de la Recherche under France 2030 plan (ANR-22-PESP-0010 Projet ciblé “POWERCO2”) within the PEPR



project SPLEEN. Partial financial support to M. R. from the Institut Universitaire de France (IUF) is thanked. The authors warmly thank Siwen Zhao and Ulysse Garnier for additional help during electrolysis experiments.

References

- 1 J. E. Van Trump and S. L. Miller, Carbon monoxide on the primitive earth, *Earth Planet. Sci. Lett.*, 1973, **20**, 145–150.
- 2 C. A. Piantadosi, Biological Chemistry of Carbon Monoxide, *Antioxid. Redox Signaling*, 2002, **4**, 259–270.
- 3 J. Bierhals, in *Ullmann's Encyclopedia of Industrial Chemistry*, 2001, DOI: [10.1002/14356007.a05_203](https://doi.org/10.1002/14356007.a05_203).
- 4 D. Bourissou, O. Guerret, F. P. Gabbaï and G. Bertrand, Stable Carbenes, *Chem. Rev.*, 2000, **100**, 39–91.
- 5 G. Frenking and N. Froehlich, The Nature of the Bonding in Transition-Metal Compounds, *Chem. Rev.*, 2000, **100**, 717–774.
- 6 C. A. Tolman, W. C. Seidel and L. W. Gosser, Formation of three-coordinate nickel(0) complexes by phosphorus ligand dissociation from NiL₄, *J. Am. Chem. Soc.*, 1974, **96**, 53–60.
- 7 F. Fischer, H. Tropsch, *US Pat.*, US1746464A, 1930.
- 8 J.-B. Peng, H.-Q. Geng and X.-F. Wu, The Chemistry of CO: Carbonylation, *Chem*, 2019, **5**, 526–552.
- 9 S. Fujimori and S. Inoue, Carbon Monoxide in Main-Group Chemistry, *J. Am. Chem. Soc.*, 2022, **144**, 2034–2050.
- 10 R. Y. Kong and M. R. Crimmin, Cooperative strategies for CO homologation, *Dalton Trans.*, 2020, **49**, 16587–16597.
- 11 J. J. Bolívar Caballero, I. N. Zaini and W. Yang, Reforming processes for syngas production: a mini-review on the current status, challenges, and prospects for biomass conversion to fuels, *Applications in Energy and Combustion Science*, 2022, **10**, 100064.
- 12 Y. Gao, M. Wang, A. Raheem, F. Wang, J. Wei, D. Xu, X. Song, W. Bao, A. Huang, S. Zhang and H. Zhang, Syngas Production from Biomass Gasification: Influences of Feedstock Properties, Reactor Type, and Reaction Parameters, *ACS Omega*, 2023, **8**, 31620–31631.
- 13 F. J. Müller, J. Fuchs, M. Fanjul Cuesta, A. Oblanca Gutiérrez, S. Pratschner, S. Müller and F. Winter, CO₂ conversion to CO by fluidized bed biomass gasification: analysis of operational parameters, *J. CO₂ Util.*, 2024, **81**, 102706.
- 14 M. González-Castaño, B. Dorneanu and H. Arellano-García, The reverse water gas shift reaction: a process systems engineering perspective, *React. Chem. Eng.*, 2021, **6**, 954–976.
- 15 R. Patel, P. Varatharajan, Q. Zhang, Z. Li and S. Gu, Catalysts in the water-gas shift reaction: a comparative review of industrial and academic contributions, *Carbon Capture Sci. Technol.*, 2025, **15**, 100388.
- 16 S. Du, P. Yang, M. Li, L. Tao, S. Wang and Z.-Q. Liu, Catalysts and electrolyzers for the electrochemical CO₂ reduction reaction: from laboratory to industrial applications, *Chem. Commun.*, 2024, **60**, 1207–1221.
- 17 S. Jin, Z. Hao, K. Zhang, Z. Yan and J. Chen, Advances and Challenges for the Electrochemical Reduction of CO₂ to CO: From Fundamentals to Industrialization, *Angew. Chem., Int. Ed.*, 2021, **60**, 20627–20648.
- 18 S. A. Fors and C. A. Malapit, Homogeneous Catalysis for the Conversion of CO₂, CO, CH₃OH, and CH₄ to C₂₊ Chemicals via C–C Bond Formation, *ACS Catal.*, 2023, **13**, 4231–4249.
- 19 H.-Q. Liang, T. Beweries, R. Francke and M. Beller, Molecular Catalysts for the Reductive Homocoupling of CO₂ towards C₂₊ Compounds, *Angew. Chem., Int. Ed.*, 2022, **61**, e202200723.
- 20 Y. Liu, D. Deng and X. Bao, Catalysis for Selected C1 Chemistry, *Chem*, 2020, **6**, 2497–2514.
- 21 Y. Guan, Y. Li, Z. Li, Y. Hou, L. Lei and B. Yang, Promotion of C–C Coupling in the CO₂ Electrochemical Reduction to Valuable C₂₊ Products: From Micro-Foundation to Macro-Application, *Adv. Mater.*, 2025, **37**, 2417567.
- 22 S. Guo, J. Wang, H. Zhang, C. O. Iloje and D.-J. Liu, Direct Electrochemical Reduction of CO₂ to C₂₊ Chemicals: Catalysts, Microenvironments, and Mechanistic Understanding, *ACS Energy Lett.*, 2025, **10**, 600–619.
- 23 N. H. Tran, M. W. Schreiber and M. Fontecave, Catalysts for selective CO₂/CO electroreduction to C₃₊ compounds, *EES Catal.*, 2025, **3**, 644–668.
- 24 B. Ruqia, G. M. Tomboc, T. Kwon, J. Kundu, J. Y. Kim, K. Lee and S.-I. Choi, Recent advances in the electrochemical CO reduction reaction towards highly selective formation of C_x products (X = 1–3), *Chem Catal.*, 2022, **2**, 1961–1988.
- 25 Y. Zheng, A. Vasileff, X. Zhou, Y. Jiao, M. Jaroniec and S.-Z. Qiao, Understanding the Roadmap for Electrochemical Reduction of CO₂ to Multi-Carbon Oxygenates and Hydrocarbons on Copper-Based Catalysts, *J. Am. Chem. Soc.*, 2019, **141**, 7646–7659.
- 26 D.-J. Liu, Electrochemical conversion of CO₂ to long-chain hydrocarbons, *Joule*, 2022, **6**, 1978–1980.
- 27 Y. Zhou, A. J. Martín, F. Dattila, S. Xi, N. López, J. Pérez-Ramírez and B. S. Yeo, Long-chain hydrocarbons by CO₂ electroreduction using polarized nickel catalysts, *Nat. Catal.*, 2022, **5**, 545–554.
- 28 Y. J. Kim, J. Y. Maeng, S. Y. Hwang, J. H. Yang, I. Yoon, C. W. Myung, C. K. Rhee and Y. Sohn, Unlocking long-chain hydrocarbons (C_{2–7}) via direct electrochemical CO₂ and CO reduction on balanced Au/Ni electrodes, *Nano Energy*, 2023, **118**, 108995.
- 29 E. Bertheussen, A. Verdager-Casadevall, D. Ravasio, J. H. Montoya, D. B. Trimarco, C. Roy, S. Meier, J. Wendland, J. K. Nørskov, I. E. L. Stephens and I. Chorkendorff, Acetaldehyde as an Intermediate in the Electroreduction of Carbon Monoxide to Ethanol on Oxide-Derived Copper, *Angew. Chem., Int. Ed.*, 2016, **55**, 1450–1454.
- 30 D. Kim, C. S. Kley, Y. Li and P. Yang, Copper nanoparticle ensembles for selective electroreduction of CO₂ to C₂-C₃ products, *Proc. Natl. Acad. Sci. U. S. A.*, 2017, **114**, 10560–10565.
- 31 For cell-free CO₂-to-carbohydrate conversion in one-pot processes, see: (a) S. Desmons, K. Grayson-Steel, N. Nuñez-Dallos, L. Vendier, J. Hurtado, P. Clapés, R. Fauré, C. Dumon and S. Bontemps, Enantioselective Reductive Oligomerization of Carbon Dioxide into L-Erythrose via a Chemoenzymatic Catalysis, *J. Am. Chem. Soc.*, 2021, **143**, 16274–16283; (b) D. Zhang, C. Jarava-Barrera and



- S. Bontemps, Selective Reductive Dimerization of CO₂ into Glycolaldehyde, *ACS Catal.*, 2021, **11**, 4568–4575; (c) A. Béthegnies, Y. Escudié, N. Nuñez-Dallos, L. Vendier, J. Hurtado, I. del Rosal, L. Maron and S. Bontemps, Reductive CO₂ Homocoupling: Synthesis of a Borylated C₃ Carbohydrate, *ChemCatChem*, 2019, **11**, 760–765.
- 32 For proposed cell-free sequential pathways of CO₂-to-carbohydrate, see: (a) T. Cai, H. Sun, J. Qiao, L. Zhu, F. Zhang, J. Zhang, Z. Tang, X. Wei, J. Yang, Q. Yuan, W. Wang, X. Yang, H. Chu, Q. Wang, C. You, H. Ma, Y. Sun, Y. Li, C. Li, H. Jiang, Q. Wang and Y. Ma, Cell-free chemoenzymatic starch synthesis from carbon dioxide, *Science*, 2021, **373**, 1523–1527; (b) J. Yang, W. Song, T. Cai, Y. Wang, X. Zhang, W. Wang, P. Chen, Y. Zeng, C. Li, Y. Sun and Y. Ma, De novo artificial synthesis of hexoses from carbon dioxide, *Sci. Bull.*, 2023, **68**, 2370–2381; (c) S. Cestellos-Blanco, S. Louisia, M. B. Ross, Y. Li, N. E. Soland, T. C. Detomasi, J. N. Cestellos Spradlin, D. K. Nomura and P. Yang, Toward abiotic sugar synthesis from CO₂ electrolysis, *Joule*, 2022, **6**, 2304–2323; (d) P. Yang, J. Luo and N. E. Soland, *WO Pat.*, WO2025085698A1, 2025; (e) N. Soland, J. Luo, A. L. Maulana, J. Feijoo, H.-J. Jo, A. M. Oddo, Y. Shan, T. Wang, G. Lee, J. Choi, W.-S. Huynh, M. F. Guzman, L. Jayasinghe, C. Zhu, Y. Yang and P. Yang, Multistep catalytic abiotic CO₂ conversion to sugars through C₁ intermediates, *Proc. Natl. Acad. Sci. U. S. A.*, 2025, **122**, e2514826122.
- 33 A. Singh, A. Zamader, R. Khakpour, K. Laasonen, M. Busch and M. Robert, Molecular Electrochemical Catalysis of CO-to-Formaldehyde Conversion with a Cobalt Complex, *J. Am. Chem. Soc.*, 2024, **146**, 22129–22133.
- 34 E. Boutin, M. Wang, J. C. Lin, M. Mesnage, D. Mendoza, B. Lassalle-Kaiser, C. Hahn, T. F. Jaramillo and M. Robert, Aqueous Electrochemical Reduction of Carbon Dioxide and Carbon Monoxide into Methanol with Cobalt Phthalocyanine, *Angew. Chem., Int. Ed.*, 2019, **58**, 16172–16176.
- 35 T. Chatterjee, E. Boutin and M. Robert, Manifesto for the routine use of NMR for the liquid product analysis of aqueous CO₂ reduction: from comprehensive chemical shift data to formaldehyde quantification in water, *Dalton Trans.*, 2020, **49**, 4257–4265.
- 36 S. Desmons, J. Bonin, M. Robert and S. Bontemps, Catalytic reduction of CO₂ with 4e: formaldehyde, acetal synthesis and complex transformations, *Chem. Sci.*, 2024, **15**, 15023–15086.
- 37 I. V. Delidovich, A. N. Simonov, O. P. Taran and V. N. Parmon, Catalytic Formation of Monosaccharides: From the Formose Reaction towards Selective Synthesis, *ChemSusChem*, 2014, **7**, 1833–1846.
- 38 A. Butlerow, Formation synthétique d'une substance sucrée, *Comptes rendus de l'Académie des Sciences*, 1861, **53**, 145–147.
- 39 For gas phase dimerization of formaldehyde or isomer of formaldehyde, see: (a) A. K. Eckhardt, M. M. Linden, R. C. Wende, B. Bernhardt and P. R. Schreiner, Gas-phase sugar formation using hydroxymethylene as the reactive formaldehyde isomer, *Nat. Chem.*, 2018, **10**, 1141–1147; (b) M. Choi, S. Bae, Y. Kim, Y. Lee, M. Cho, S. Kang and J. Lee, Selective formaldehyde condensation on phosphorus-rich copper catalyst to produce liquid C₃₊ chemicals in electrocatalytic CO₂ reduction, *Nat. Catal.*, 2025, **8**, 476–486; (c) K. U. D. Calvino, A. B. Laursen, K. M. K. Yap, T. A. Goetjen, S. Hwang, N. Murali, B. Mejia-Sosa, A. Lubarski, K. M. Teeluck, E. S. Hall, E. Garfunkel, M. Greenblatt and G. C. Dismukes, Selective CO₂ reduction to C₃ and C₄ oxyhydrocarbons on nickel phosphides at overpotentials as low as 10 mV, *Energy Environ. Sci.*, 2018, **11**, 2550–2559; (d) S. P. Cronin, S. Dulovic, J. A. Lawrence, K. A. Filsinger, A. P. Hernandez-Gonzalez, R. Evans, J. W. Stiles, J. Morris, I. Pelczer and A. B. Bocarsly, Direct Synthesis of 1-Butanol with High Faradaic Efficiency from CO₂ Utilizing Cascade Catalysis at a Ni-Enhanced (Cr₂O₃)₃Ga₂O₃ Electrocatalyst, *J. Am. Chem. Soc.*, 2023, **145**, 6762–6772.
- 40 J. Castells, F. Geijo and F. López-Calahorra, The “formoin reaction”: a promising entry to carbohydrates from formaldehyde, *Tetrahedron Lett.*, 1980, **21**, 4517–4520.
- 41 J. Henrique Teles, J.-P. Melder, K. Ebel, R. Schneider, E. Gehrler, W. Harder, S. Brode, D. Enders, K. Breuer and G. Raabe, The chemistry of stable carbenes. Part 2. Benzoin-type condensations of formaldehyde catalyzed by stable carbenes, *Helv. Chim. Acta*, 1996, **79**, 61–83.
- 42 T. Matsumoto, H. Yamamoto and S. Inoue, Selective Formation of Triose from Formaldehyde Catalyzed by Thiazolium Salt, *J. Am. Chem. Soc.*, 1984, **106**, 4829–4832.
- 43 Y. Shigemasa, T. Ueda, H. Sashiwa and H. Saimoto, Formose Reactions. XXXI. Synthesis of DI-2-C-Hydroxymethyl-3-Pentulose from Formaldehyde in N,N-Dimethylformamide-Water Mixed Solvent (I), *J. Carbohydr. Chem.*, 1991, **10**, 593–605.
- 44 D. Zhang, C. Jarava-Barrera and S. Bontemps, Selective Reductive Dimerization of CO₂ into Glycolaldehyde, *ACS Catal.*, 2021, **11**, 4568–4575.
- 45 O. Hollóczki, Z. Kelemen and L. Nyulászi, On the Organocatalytic Activity of N-Heterocyclic Carbenes: Role of Sulfur in Thiamine, *J. Org. Chem.*, 2012, **77**, 6014–6022.
- 46 A. Omran, C. Menor-Salvan, G. Springsteen and M. Pasek, The Messy Alkaline Formose Reaction and Its Link to Metabolism, *Life*, 2020, **10**, 125.
- 47 M. Waki, S. Shirai and Y. Hase, Saccharide formation by sustainable formose reaction using heterogeneous zeolite catalysts, *Dalton Trans.*, 2024, **53**, 2678–2686.
- 48 H. Tajima, H. Inoue and M. M. Ito, A Computational Study on the Mechanism of the Formose Reaction Catalyzed by the Thiazolium Salt, *J. Comput. Chem., Jpn.*, 2003, **2**, 127–134.
- 49 S. Desmons, R. Fauré and S. Bontemps, Formaldehyde as a Promising C₁ Source: The Instrumental Role of Biocatalysis for Stereocontrolled Reactions, *ACS Catal.*, 2019, **9**, 9575–9588.



- 50 Phosphorylation/dephosphorylation of carbohydrate are ubiquitous elementary steps in biologic processes, see for example: N. Wang, Y. Kong, J. Li, Y. Hu, X. Li, S. Jiang and C. Dong, Synthesis and application of phosphorylated saccharides in researching carbohydrate-based drugs, *Bioorg. Med. Chem.*, 2022, **68**, 116806.
- 51 S. Yu, H. Yamauchi, D. Menga, S. Wang, A. Herzog, H. Xu, D. J. Zheng, X. Wang, H. Iriawan, B. Huang, A. Nitsche and Y. Shao-Horn, Reactivating Molecular Cobalt Catalysts for Electrochemical CO₂ Conversion to Methanol, *J. Am. Chem. Soc.*, 2025, **147**, 12298–12307.

