



Cite this: *Polym. Chem.*, 2021, **12**, 4785

Effect of polycyclosilane microstructure on thermal properties†

Qifeng Jiang, Sydnee Wong and Rebekka S. Klausen *

Thermal characterization of polysilanes has focused on the influence of organic side chains, whereas little is understood about the influence of silane backbone microstructure on thermal stability, phase properties, and pyrolysis. To address this knowledge gap, we prepared three distinct polycyclosilanes: linear polymers synthesized from the cyclosilane building blocks **1,4Si₆** and **1,3Si₆**, as well as a cyclic polymer of **1,3Si₆**. Thermal properties across the temperature range 25 to 600 °C were investigated using differential scanning calorimetry (DSC) and thermogravimetric analysis (TGA). We found differences between linear and cyclic materials, including a phase transition unique to the cyclic polymer and lower rates of mass loss during pyrolysis. Density functional theory (DFT) calculations provided insight into microstructure-dependent pyrolysis.

Received 19th March 2021,
Accepted 29th April 2021

DOI: 10.1039/d1py00383f

rs.c.li/polymers

Introduction

Herein we report a systematic investigation of the thermal properties of polycyclosilanes, a novel class of organometallic polymers. Hydrocarbon-based elastomers, thermoplastics, and thermosets are distinguished by their thermal properties, such as the operating temperature (above or below the glass transition temperature, T_g) and physical behaviour above the phase transition (*e.g.* flow).¹ Models can quantitatively relate polymer T_g to structural phenomena (*e.g.* the Flory–Fox equation^{1,2} and the number-average molecular weight). In addition to reversible phenomena that occur at relatively low temperature like the phase transitions T_g or T_m , there is interest in the chemical reactivity of polymers at high temperature (pyrolysis).³ In contrast to hydrocarbon polymers, structure-based understanding of polysilane thermal property relationships^{4,5} is more limited and has focused on the influence of organic side chains.^{6,7} Two possible reasons for this issue are (1) the synthetic challenge of creating a structurally well-defined homologous series of polysilanes and (2) the propensity of some polysilanes to undergo skeletal rearrangement to polycarbosilanes at elevated temperatures.^{8,9} The polysilane to polycarbosilane rearrangement precedes the ultimate formation of silicon carbide (SiC) fibers.^{10–12}

We recently described the synthesis and $\text{Cp}_2\text{ZrCl}_2/n\text{-BuLi}$ -mediated^{13,14} dehydrocoupling polymerization of the bifunctional cyclosilane monomers **1,4Si₆** and **1,3Si₆** (Fig. 1a).^{15–20}

These directional building blocks template distinct linear or cyclic polymeric architectures: polymers *lin*-poly(**1,4Si₆**) and *cyc*-poly(**1,3Si₆**) were obtained in comparable molecular weights (M_n *ca.* 3000 g mol⁻¹), but *cyc*-poly(**1,3Si₆**) lacked spectroscopic signatures consistent with end groups. We considered these materials an opportunity to investigate the effect of polysilane backbone on thermal properties without variation of the side chain, which in all cases were methyl or hydro groups.

We hypothesized that *lin*-poly(**1,4Si₆**) and *cyc*-poly(**1,3Si₆**) would exhibit distinct thermal behaviour and reactivity. Cyclic polymers, both experimentally and computationally, show markedly different properties from linear variants despite similar chemical compositions.^{21–28} For example, Roovers *et al.* reported that low molecular weight cyclic polystyrene ($M_w = 4700$ g mol⁻¹) has a glass transition temperature 21 °C higher than linear polystyrene of the same molecular weight.²⁷ In addition, the SiH₂ end groups present in *lin*-poly(**1,4Si₆**) are significantly stronger than SiH internal groups (Fig. 1b) due to the weakening effect of silyl substitution on Si–H bonds,²⁹ which may perturb the sequence of chemical steps during thermolysis. To probe these differences, we also sought the synthesis of a linear polymer of **1,3Si₆** (*lin*-poly(**1,3Si₆**)) which would have the same relative connectivity of *cyc*-poly(**1,3Si₆**) but would possess SiH₂ end groups.

Herein, we report that replacement of the standard $\text{Cp}_2\text{ZrCl}_2/n\text{BuLi}$ catalyst with Cp_2ZrMe_2 provided *lin*-poly(**1,3Si₆**), the desired linear polymer of **1,3Si₆**, a structural assignment supported by ¹H and ²⁹Si NMR spectroscopy. We investigate the influence of polycyclosilane microstructure on thermal behavior and decomposition using a combined theoretical and experimental study. Thermal stability was

Department of Chemistry, Johns Hopkins University, 3400 N. Charles St, Baltimore, MD 21218, USA. E-mail: Klausen@jhu.edu

† Electronic supplementary information (ESI) available. See DOI: 10.1039/d1py00383f



Fig. 1 (a) Prior work: $\text{Cp}_2\text{ZrCl}_2/n\text{-BuLi}$ -mediated dehydrocoupling polymerization of directional building blocks $1,4\text{Si}_6$ and $1,3\text{Si}_6$. (b) This work: Synthesis of new linear $\text{lin-poly}(1,3\text{Si}_6)$ and analysis of relationships between microstructure and thermal decomposition.

investigated by differential scanning calorimetry (DSC) and thermogravimetric analysis (TGA) complemented by density functional theory (DFT) calculations. All three samples were glassy solids at room temperature. A glass transition was observed at 108 °C in $\text{cyc-poly}(1,3\text{Si}_6)$, but no reversible phase transitions were found below 200 °C in $\text{lin-poly}(1,4\text{Si}_6)$ and $\text{lin-poly}(1,3\text{Si}_6)$. Above 250 °C, all three polycyclosilanes showed significant thermal decomposition that proceeded in two phases. A generic thermolysis process of polycyclosilanes is proposed based on this combined theoretical and experimental study. As a polymeric material combining cyclic subunits and mixed H- and Me-termination, polycyclosilanes may find utility as ceramic precursors.

Experimental

Methods and materials

Unless otherwise specified, all chemicals were used as purchased without further purification. Solvents THF (Fisher, HPLC grade), pentane (Fisher, certified ACS), and toluene (Fisher, certified ACS) were dried on a J. C. Meyer Solvent Dispensing System (SDS) using stainless steel columns packed with neutral alumina (except for toluene which is dried with neutral alumina and Q5 reactant, a copper(II) oxide oxygen scavenger), following the manufacturer's recommendations for solvent preparation and dispensation unless otherwise noted. Bis(cyclopentadienyl)zirconium(IV) dichloride (zirconocene dichloride, Cp_2ZrCl_2), *n*-butyllithium (2.5 M in hexanes) and

Celite were purchased from Sigma Aldrich. The alkyllithium reagent was diluted in toluene and titrated with diphenylacetic acid before use.³⁰ Bis(cyclopentadienyl)dimethylzirconium(IV) (Cp_2ZrMe_2) was purchased from Strem Chemicals. Polycyclosilanes $\text{lin-poly}(1,4\text{Si}_6)$ and $\text{cyc-poly}(1,3\text{Si}_6)$, were synthesized *via* dehydro-coupling polymerization of bifunctional monomers ($1,4\text{Si}_6$ and $1,3\text{Si}_6$) according to the literature procedure.^{16,17}

^1H NMR and ^{29}Si $\{^1\text{H}\}$ NMR were recorded on either a Bruker Avance 300, 400 or III HD 400 MHz Spectrometer and chemical shifts are reported in parts per million (ppm). Spectra were recorded in benzene- d_6 with the residual solvent peak as the internal standard (^1H NMR: C_6H_6 $\delta = 7.16$). Molecular weights were measured by gel permeation chromatography (GPC) on a Tosoh Bioscience EcoSEC GPC workstation with UV detection at 254 nm using butylated hydroxytoluene stabilized tetrahydrofuran (THF) as the eluent (0.35 mL min^{-1} , 40 °C) through TSKgel SuperMultipore HZ-M guard column (4.6 mm ID \times 2.0 cm, 4 μm , Tosoh Bioscience) and a TSKgel SuperMultipore HZ-M column (4.6 mm ID \times 15 cm, 4 μm , Tosoh Bioscience). Polystyrene standards (EasiVial PS-M, Agilent) were used to build a calibration curve. Processing was performed using EcoSEC Data Analysis software (Version 1.14, Tosoh Bioscience). The samples were dissolved in THF (1 mg mL^{-1}), filtered through syringe filters (Millex-FG Syringe Filter Unit, 0.20 μm , PTFE, EMD Millipore), and injected by an auto-sampler (10 μL). Differential scanning calorimetry (DSC) was conducted using a TA Instruments DSC Q20 V24.11 Build 124 and processing was performed using Universal V4.5A (TA

Instruments). Samples were sealed in hermetic aluminum pans, heated from 35 to 200 °C (3 °C min⁻¹ for *lin*-poly(**1,4Si₆**) and 20 °C min⁻¹ for *cyc*-poly(**1,3Si₆**) and *lin*-poly(**1,3Si₆**), and cooled from 200 to 35 °C, for two cycles under a purge gas of nitrogen (25 mL min⁻¹). Glass transition temperatures (T_g) were calculated from the second heating cycle. Thermogravimetric analysis (TGA) was conducted using a TA Instruments SDT Q600 under flowing Ar at a heating rate of 5.0 °C min⁻¹ from 40 to 600 °C.

Cp₂ZrMe₂ synthesis of *lin*-poly(**1,3Si₆**)

In a nitrogen atmosphere glove box, Cp₂ZrMe₂ (0.056 equiv., 0.019 mmol, 4.8 mg) was added to an oven-dried 2-dram vial equipped with a stir bar. **1,3Si₆** (1.0 equiv., 0.34 mmol, 0.100 g) was added by syringe. The vial was sealed with a septum cap equipped with a vent needle. The mixture was stirred at room temperature in the glove box. After 24 hours, the stir bar was trapped in a dark red glass in the vial. The solid was dissolved in 10 mL of pentane and 0.5 grams of Celite was added. The solution was stirred for 2 hours. The Celite was filtered through a fritted funnel and washed with 5 mL of pentane. The filtrate was then concentrated to a yellow solid under vacuum. The procedure was repeated until a white solid was yielded, which indicated that the catalyst had been fully removed. The solid was further dried under vacuum at 60 °C for 3 hours (85.8 mg, 87%).

Cp₂ZrMe₂ synthesis of *cyc*-poly(**1,3Si₆**)

In a nitrogen atmosphere glove box, Cp₂ZrMe₂ (0.056 equiv., 0.019 mmol, 4.8 mg) was added to an oven-dried 2-dram vial equipped with a stir bar and dissolved by 0.5 mL of toluene. **1,3Si₆** (1.0 equiv., 0.34 mmol, 0.100 g) was weighed in a 1-dram vial and diluted by 0.5 mL of toluene. The solution of **1,3Si₆** was added dropwise to the 2-dram vial by syringe. 0.25 mL of toluene was used to rinse the vial and syringe, then added to the 2-dram vial as well. The 2-dram vial was sealed with a septum cap equipped with a vent needle. The mixture was stirred at room temperature in the glove box. After 24 hours, the reaction mixture turned yellow, and deep orange after 4 days. 7 days later, volatile materials were removed under vacuum and the residual solid was dissolved in 10 mL of pentane. 0.5 grams of Celite was added and the solution was stirred for 2 hours. The Celite was filtered through a fritted funnel and washed with 5 mL of pentane. The filtrate was then concentrated to a yellow solid under vacuum. The procedure was repeated until a white solid was yielded, which indicated that the catalyst had been fully removed. The solid was further dried under vacuum at 60 °C for 3 hours (83.4 mg, 85%).

Results and discussion

Synthesis of *lin*-poly(**1,3Si₆**)

During our initial work on **1,3Si₆** polymerization with Cp₂ZrCl₂/*n*-BuLi, we identified two fractions by gel permeation chromatography (GPC): a dominant higher molecular weight



Fig. 2 GPC of *cyc*-poly(**1,3Si₆**) (dotted line) and *lin*-poly(**1,3Si₆**) (solid line). Determined relative to polystyrene standards at 254 nm (THF, [*lin*-poly(**1,3Si₆**)] = 1 mg mL⁻¹, 40 °C, 0.35 mL min⁻¹, 10 μL injection).

fraction corresponding to *cyc*-poly(**1,3Si₆**) and a minor low molecular weight fraction attributed to linear oligomers too short to cyclize (Fig. 2, dashed line).¹⁷ Spectroscopic support for this hypothesis arose from observation of minor signals consistent with SiH₂ end groups in ¹H NMR and ²⁹Si DEPT spectra.

Hypothesizing that at a lower average degree of polymerization, poly(**1,3Si₆**) might exist exclusively of linear oligomers we reinvestigated catalysis of **1,3Si₆** polymerization. We found that Cp₂ZrMe₂-polymerization could provide either linear or cyclic samples depending on solvent. Bulk polymerization of **1,3Si₆** with Cp₂ZrMe₂ (Scheme 1) provided *lin*-poly(**1,3Si₆**) in 87% yield that subsequent NMR analysis indicated was consistent with structural assignment to a predominantly linear structure (*vide infra*). GPC analysis indicated *lin*-poly(**1,3Si₆**) consisted of a single fraction (Fig. 2). Dilution of the **1,3Si₆**/Cp₂ZrMe₂ polymerization with toluene resulted in *cyc*-poly(**1,3Si₆**), which NMR characterization suggested was consistent



Scheme 1 Synthesis of *lin*-poly(**1,3Si₆**), a linear polymer of **1,3Si₆**.

Table 1 Molecular weight characteristics for metallocene-initiated dehydrocoupling polymerization of cyclosilane building blocks and resultant polymers

Polymer	Monomer	Catalyst	Solvent	Reaction time	Structure	$M_{n, \text{GPC}}^a$ (kg mol ⁻¹)	$M_{w, \text{GPC}}^a$ (kg mol ⁻¹)	D^b	\overline{DP}^c
<i>lin</i> -poly(1,4Si₆)	1,4Si₆	Cp ₂ ZrCl ₂ / <i>n</i> -BuLi	Toluene	24 h	Linear	2.59	3.29	1.27	9
<i>cyc</i> -poly(1,3Si₆)	1,3Si₆	Cp ₂ ZrCl ₂ / <i>n</i> -BuLi	Toluene	24 h	Cyclic	3.07	4.52	1.48	10
<i>lin</i> -poly(1,3Si₆)	1,3Si₆	Cp ₂ ZrMe ₂	None	24 h	Linear	1.77	2.39	1.35	6
<i>cyc</i> -poly(1,3Si₆)	1,3Si₆	Cp ₂ ZrMe ₂	Toluene	7 d	Cyclic	3.84	7.27	1.90	13

^a Determined by GPC at 254 nm relative to a polystyrene standard. ^b $D = M_w/M_n$. ^c $\overline{DP} = M_n(\text{polymer})/M_n(\text{monomer})$, as determined by GPC analysis.

with a predominantly cyclic architecture (Table 1). A 7-day reaction time was required for Cp₂ZrMe₂ catalysis in toluene, as this catalyst requires a 4-day induction period.^{31,32} Heating the reaction at 65 °C shortened the induction period to 24 hours.

GPC analysis also indicated that *cyc*-poly(**1,3Si₆**) was obtained in higher molecular weight (ca. 3000 g mol⁻¹) than *lin*-poly(**1,3Si₆**) (ca. 1700 g mol⁻¹) which supports the hypothesis that cyclization is inhibited at lower degrees of polymerization presumably due to strain in forming smaller cycles. However, the known tendency of cyclic polymers to adopt more compact conformations that can lead to anomalous elution on GPC affects confidence in the GPC-estimated molecular weight characteristics of *cyc*-poly(**1,3Si₆**) and *lin*-poly(**1,3Si₆**). For example, Veige *et al.* showed that GPC overestimated the molecular weight of cyclic polystyrene by 10 000 g mol⁻¹, or approximately 100 degrees of polymerization.²⁶ For the cyclosilane system, however, GPC is unlikely to significantly misestimate polycyclosilane molecular weight as silane dehydropolymerization rarely exceeds 20 degrees of polymerization.³³

We suggest that linear oligomers were formed during bulk polymerization due to a change in physical properties. In the absence of solvent, the mixture of monomer and Cp₂ZrMe₂ gradually changes from a liquid to a glass. This may sequester oligomers from further reaction, providing a single fraction of low molecular weight oligomers too short to cyclize. This hypothesis is consistent with the observation that dilution with toluene actually increased molecular weight and lead to cyclized polymer. Dilution typically inhibits intermolecular reactions, such as chain extension.

Mechanistic differences between the Cp₂ZrMe₂ and Cp₂ZrCl₂/*n*-BuLi catalysts may also play a role in the results. Group 4 metallocene derivatives are among the best-studied catalysts for hydrosilane dehydropolymerization and have long served an important role in understanding novel inorganic mechanisms.^{33,34} Corey *et al.* first reported that *in situ* activation of Cp₂ZrCl₂ in toluene with two equivalents of *n*-butyllithium yielded an effective catalyst for secondary silane polymerization.^{13,14} Chloride substitution by the alkyl lithium yields an intermediate dialkyl zirconocene, which further reacts *via* β-hydrogen abstraction to yield the active, undercoordinated catalyst, although the exact catalyst structure remains ambiguous.³⁵ In contrast, dimethyl zirconocene (Cp₂ZrMe₂),

first reported by Harrod *et al.*, does not require activation by an exogenous agent and can therefore be used either neat or with added solvent.^{31,36,37} However, reactions with Cp₂ZrMe₂ can show an induction period,³⁶ presumably due to slow formation of the active undercoordinated catalyst in the absence of β-hydrogens.

Polycyclosilane microstructure

Polycyclosilanes feature a well-defined, periodic alternation of methylated and hydrogenated silicon atoms (Fig. 1b). This structural pattern provides diagnostic features for spectroscopic characterization based on the unique signatures of tertiary (Si₃SiH), secondary (Si₂SiH₂), and primary (SiSiH₃) bonds. Variable silyl- and hydro-substitution strongly influences chemical shift in ²⁹Si NMR spectroscopy.^{38,39} The degree of silyl substitution has a marked weakening effect on Si–H bond strength,²⁹ which is reflected in a significant shift to lower frequency FTIR resonances for the weaker Si₃SiH internal groups relative to stronger Si₂SiH₂ end groups.¹⁷

¹H NMR spectra are shown in Fig. 3a. The spectrum of *cyc*-poly(**1,3Si₆**) is dominated by a single broad resonance at δ 3.25, consistent with its high symmetry macrocyclic structure.¹⁷ *lin*-Poly(**1,4Si₆**) has a series of resonances in the SiH_x region (δ 3.5–3.0), which were assigned to SiH₂ end groups or SiH internal sites by ¹H–²⁹Si HSQC.¹⁷ The ¹H NMR spectrum of *lin*-poly(**1,3Si₆**) is strikingly similar to *lin*-poly(**1,4Si₆**) with several broad resonances from δ 3.45 to 3.10, even though each is a polymer of an isomeric cyclosilane. These spectral data are consistent with assignment of *lin*-poly(**1,3Si₆**) to a lower-symmetry linear structure rather than a macrocycle.

Further support for assignment of *lin*-poly(**1,3Si₆**) to a predominantly linear structure comes from the ¹H–²⁹Si HSQC (Fig. 3b) and ²⁹Si {¹H} DEPT (Fig. 3c) spectra. Like *lin*-poly(**1,4Si₆**), the ²⁹Si {¹H} DEPT spectrum of *lin*-poly(**1,3Si₆**) possesses two sets of strong resonances consistent with Si₃SiH tertiary silanes (internal sites, δ –115.3) and Si₂SiH₂ secondary silanes (end groups, δ –97.46). A proton-coupled ²⁹Si INEPT+ spectrum showed the expected multiplicities for the number of attached protons, confirming these assignments (Fig. S1†). In the ¹H–²⁹Si HSQC spectrum of *lin*-poly(**1,3Si₆**), crosspeaks were observed between the ¹H resonances at δ 3.25 to 3.10 and ²⁹Si NMR resonances centered at δ –112 assigned to Si₃SiH sites (Fig. 3b). Meanwhile, ¹H resonances at δ 3.44 to 3.28 correlated with the ²⁹Si NMR resonances centered at δ –97

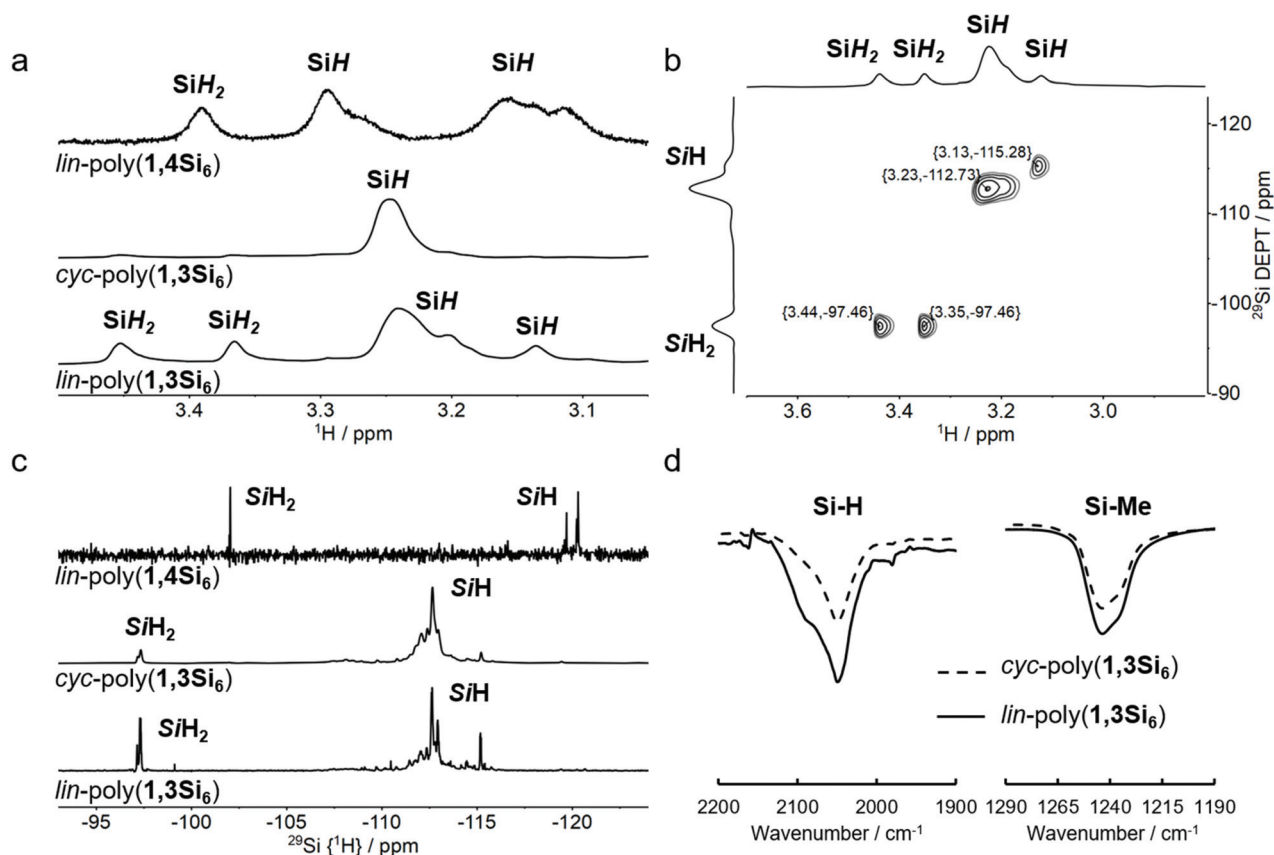


Fig. 3 (a) Cropped ^1H NMR spectra of *lin*-poly(1,4Si₆), *cyc*-poly(1,3Si₆) and *lin*-poly(1,3Si₆). Only the SiH region is shown. (b) ^1H - ^{29}Si HSQC NMR spectrum of *lin*-poly(1,3Si₆). Crosspeaks are labelled. (c) Cropped $^{29}\text{Si}\{^1\text{H}\}$ DEPT spectra of *lin*-poly(1,4Si₆), *cyc*-poly(1,3Si₆) and *lin*-poly(1,3Si₆). Only the SiH region is shown. (d) Cropped ATR-FTIR spectra of *cyc*-poly(1,3Si₆) and *lin*-poly(1,3Si₆) highlighting the Si-H and Si-Me regions. HSQC = heteronuclear single quantum coherence; DEPT = distortionless enhancement by polarization transfer.

assigned to Si₂SiH₂ sites. The 2-D spectral correlations confirm the assignment of the *lin*-poly(1,3Si₆) structure to a linear structure containing both tertiary silane internal sites and secondary silane end groups.

Finally, *lin*-poly(1,3Si₆)'s Fourier transform infrared (FTIR) spectrum showed two resonances in the SiH_x region consistent with stronger Si₂SiH₂ and weaker Si₃SiH bonds (Fig. 3d). *cyc*-Poly(1,3Si₆) lacking Si₂SiH₂ end groups has a more symmetric band in this region centered at lower frequency. The spectroscopic studies described here support assignment of *lin*-poly(1,3Si₆) to a largely linear structure.

Differential scanning calorimetry

While the thermal properties of Si-O polymers are well-characterized, and cyclic and linear polydimethylsiloxane (PDMS) were foundational models for understanding the effect of architecture on the T_g ,²³ systematic investigation of polysilane thermal properties has been largely limited to understanding the role of organic side chains in influencing backbone conformation and optical properties. Polysilanes with longer side chains (hexyl, heptyl, octyl) exhibit solid-state thermochromism,^{40,41} while polysilanes with shorter side

chains (butyl, pentyl) do not.⁴² Significant experimentation supports the following model:

(1) Polysilanes with short side chains adopt a helical Si-Si conformation at room temperature that absorbs higher energy light ($\lambda = 317$ nm).

(2) In contrast, polysilanes with longer side chains adopt an all-*anti* conformation at room temperature that maximizes σ -conjugation and results in a bathochromically shifted absorption band ($\lambda = 375$ nm). This is attributed to side chain crystallization that locks the Si-Si backbone into the *anti*-conformation. At elevated temperatures, side chain melting results in a backbone disordering that shifts the absorption band back to higher energies ($\lambda = 317$ nm).

Rabolt *et al.* found by differential scanning calorimetry (DSC) a reversible first-order transition at *ca.* 40 °C in poly(di-*n*-hexylsilane) that was assigned to the side-chain melting.⁴¹ Schilling *et al.* reported that DSC analysis of poly(di-*n*-butylsilane) and poly(di-*n*-pentylsilane) yielded significantly different results, including the lack of a transition comparable to side-chain melting (a weaker transition to a more disordered phase was found above *ca.* 80 °C).⁴² In addition, Schilling *et al.* reported a very weak second-order transition at 36 °C (only apparent in poly(di-*n*-butylsilane) during slow DSC runs) and

an intense second-order transition at -40 °C. On the basis of solid-state NMR experiments (^{13}C CP-MAS), all phase transitions were attributed to side chains.

The poly(di-*n*-alkylsilanes) studied by Miller,⁴¹ Schilling,⁴² and others were prepared by Wurtz polymerization of the corresponding dichlorodialkylsilane. Wurtz polymerization typically results in higher molecular weight materials than those prepared by dehydropolymerization and the products also differ in possessing two alkyl side chains rather than one (e.g. poly(SiR_2) vs. poly(SiHR)). While monoalkyl polysilanes surely possess different thermal properties than dialkyl, we have identified only one report of thermal analysis of a polysilane prepared by dehydropolymerization. Corey *et al.* reported dehydropolymerization of *p*-tolylsilane and that DSC analysis of poly($\text{SiH}(p\text{-tol})$) (degree of polymerization *ca.* 20) revealed no phase transitions over the temperature range 25 to 200 °C.⁴³ Some insight into the influence of hydro side chains arises from comparison of the copolymer poly($\text{SiPh}_2\text{-}co\text{-SiMeH}$) to poly(SiMePh).⁴⁴ Both poly(SiMePh) and poly($\text{SiPh}_2\text{-}co\text{-SiMeH}$) exhibited a single glass transition, but the poly($\text{SiPh}_2\text{-}co\text{-SiMeH}$) T_g decreased with increasing methylhydro composition ($T_g = 64$ to 85 °C vs. 88 °C for poly(SiMePh)). These data were interpreted as showing greater flexibility and mobility in hydro-substituted polysilanes.

While prior work has provided insight into side chain effects, little is understood about how the silane architecture might influence thermal properties. We therefore performed DSC analysis of the three polycyclosilanes in the temperature range 35 to 200 °C as thermogravimetric analysis (TGA, *vide infra*) indicated polymer decomposition above 200 °C. Heating rates between 3 and 20 °C min^{-1} were tested.

For the two linear systems *lin*-poly($1,4\text{Si}_6$) and *lin*-poly($1,3\text{Si}_6$), no reversible phase transition was observed below 200 °C at any heating rate (Fig. 4a and c). In contrast, for *cyc*-poly($1,3\text{Si}_6$) we observed an apparent second-order phase transition at 108 °C (Fig. 4b). The transition was only observed with a heating rate of 20 °C min^{-1} and a cooling rate of 3 °C min^{-1} ; no transition was apparent at slower heating rates. The reversibility of the 108 °C transition is unclear: no transition is seen on cooling (Fig. S2†) but the transition observed on

heating is reproducible (second and third heating cycles overlay, Fig. S3†), which is inconsistent with a change in chemical structure. The 108 °C transition was apparent in all samples of *cyc*-poly($1,3\text{Si}_6$) evaluated, regardless of preparative method.

The DSC analysis of *lin*-poly($1,4\text{Si}_6$) and *lin*-poly($1,3\text{Si}_6$) is similar to that reported by Corey *et al.* for linear poly($\text{SiH}(p\text{-tol})$).⁴³ The comparatively high mobility of monoalkyl segments in linear polysilanes may complicate observation of the T_g in polymers with the general formula poly(SiHR). The observation of a 108 °C phase transition is unprecedented. We suggest assignment to a glass transition. While the T_g is not apparent on cooling, this may arise from crystallization during the heating phase. Assignment to a glass transition is also consistent with the known tendency of cyclic polymers to exhibit anomalous glass transitions relative to linear polymers.

Thermal stability of polycyclosilanes

Polymers based on main group elements find application as solution-processable precursors to ceramics (polymer-derived ceramics, PDCs).^{11,45} Yajima *et al.* discovered pyrolysis of polydimethylsilane ($[\text{SiMe}_2]_n$) yielding silicon carbide (SiC) fibers.^{46,47} Polysilazane pyrolysis yields silicon nitride (Si_3N_4) or Si/C/N ceramics depending on the precursor and thermolysis conditions.^{45,48,49} Several studies have demonstrated the influence of precursor structure on PDC structure and properties. Schilling *et al.* demonstrated the positive influence of backbone branching on SiC ceramic yield using polycarbosilanes prepared by potassium reduction of vinylmethyl-dichlorosilane.⁵⁰ Polysilanes bearing both hydrogen and alkyl substituents⁵¹ are particularly attractive to circumvent carbon formation during pyrolysis, as shown by Laine *et al.* in the decomposition of polymethylsilane ($-\text{[MeSiH]}_x-$).⁵²

The thermal decomposition of polycyclosilanes was studied by thermogravimetric analysis (Fig. 5). The three polymers showed overall similar thermal decomposition behavior. A minor mass loss at 65 °C in *lin*-poly($1,4\text{Si}_6$) was attributed to residual catalyst (Fig. 5a), which was easier to remove from the more soluble *cyc*-poly($1,3\text{Si}_6$) and *lin*-poly($1,3\text{Si}_6$) samples. TGA curves of derivative weight change reveal two main phases of

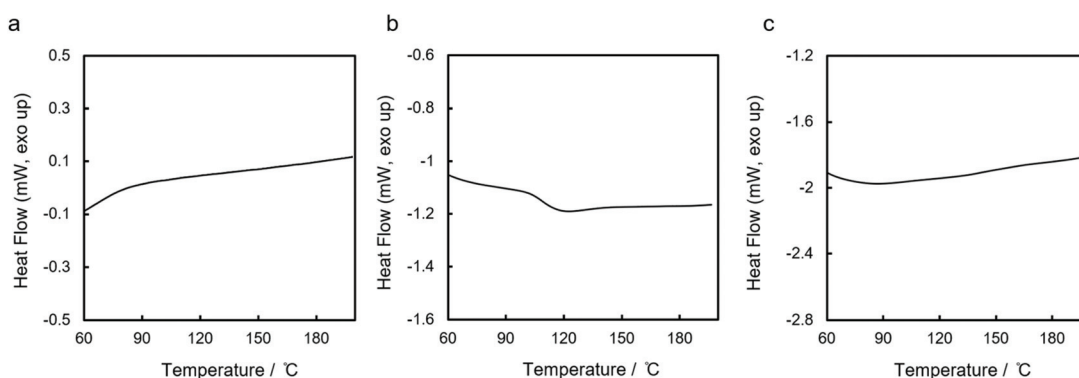


Fig. 4 DSC curves of (a) *lin*-poly($1,4\text{Si}_6$), (b) *cyc*-poly($1,3\text{Si}_6$), and (c) *lin*-poly($1,3\text{Si}_6$). The second cycle is shown. Heating rate: 3 °C min^{-1} for *lin*-poly($1,4\text{Si}_6$), 20 °C min^{-1} for *cyc*-poly($1,3\text{Si}_6$) and *lin*-poly($1,3\text{Si}_6$).

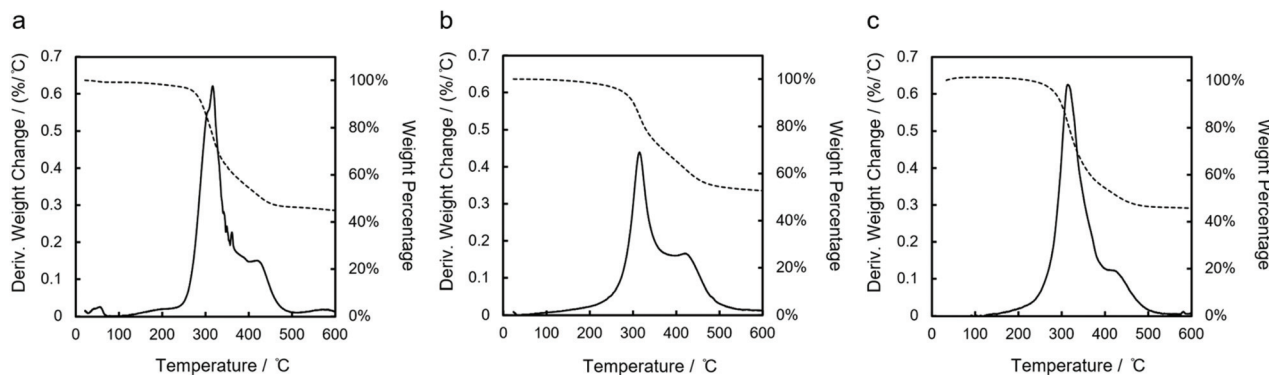


Fig. 5 TGA curves of (a) *lin*-poly(**1,4Si₆**), (b) *cyc*-poly(**1,3Si₆**) and (c) *lin*-poly(**1,3Si₆**). Solid lines: derivative weight change; dotted lines: percentage weight change.

weight loss when samples are heated from 40 to 600 °C in argon flow. When the temperature increased to 500 °C, about 50% weight loss is observed in all three samples. Then, the weight became constant above 550 °C. A black solid residue remained in the sample pan after the TGA measurement. These observations are consistent with ceramization,⁸ although the product was not characterized in this study.

Some differences between the polymer systems were also apparent between 200 to 400 °C. The linear polymers both showed similar derivative weight change in this region, with a peak value greater than 0.6, while for *cyc*-poly(**1,3Si₆**) the peak value was lower than 0.5 (Fig. 5b). Both linear polymers lost approximately 45% of their weight in this phase, while only 33% for *cyc*-poly(**1,3Si₆**). This indicates that linear polycyclosilanes decomposed more rapidly than *cyc*-poly(**1,3Si₆**) in this temperature range. In addition, multiple features (*e.g.* peaks and shoulders) appeared in the derivative weight change curve of *lin*-poly(**1,4Si₆**), while smoother curves were obtained in the measurements of *cyc*-poly(**1,3Si₆**) and *lin*-poly(**1,3Si₆**).

These observations point to microstructure-dependent differences in early stage polycyclosilane pyrolysis. The first phase of polysilane pyrolysis to SiC is skeletal rearrangement from a polysilane to a polycarbosilane;⁵³ in poly(SiMeH) pyrolysis, this rearrangement occurs at 400 °C.⁵² The pyrolysis of hexamethyldisilane is a model system for polysilane thermolysis and several reactive intermediates have been proposed, including radical,^{53,54} silylene (R₂Si),⁵⁵ and silene (C=Si) species.⁵⁴ In all cases, homolysis of a weak bond (*e.g.* Me₃Si–SiMe₃ to 2Me₃Si[•]) initiates skeletal rearrangement. The different polycyclosilane microstructures, especially with respect to Si–H bond strengths, may influence the relative rates of processes implicated in polycyclosilane thermolysis.

Bond dissociation energy calculations

To understand the influence of polycyclosilane microstructure on thermolysis, we carried out density functional theory (DFT) calculations of bond dissociation energy on monomers and model molecules. As a compromise between computational ease and experimental relevance, the monomer **1,4Si₆** and its

linear trimer were selected for study. Geometries were fully optimized without symmetry restrictions using B3LYP hybrid exchange–correlation functional with the 6-31G(d) basis set. The basis set was utilized to investigate structures and expected characteristics of linear and cyclic forms of poly(**1,3Si₆**).¹⁷ To ensure optimized geometries were local minima on their potential energy surfaces, the same level of theory was utilized to perform frequency calculations and showed no imaginary frequencies. The optimized geometry of **1,4Si₆** is a chair conformation (consistent with a prior X-ray crystallographic study),¹⁶ whereas in the linear trimer rings were slightly twisted. Table 2 summarizes calculated homolytic bond dissociation energies (BDEs) of **1,4Si₆** and its trimer.

In **1,4Si₆**, Si–Si bonds were significantly weaker than Si–Me and Si–H bonds by 12–18 kcal mol^{−1}. A similar trend in relative bond strengths (from high to low: Si–H, Si–Me, and Si–Si) was observed in *lin*-(**1,4Si₆**)₃. The Si–Si bond between repeat units was notably weaker than endocyclic Si–Si bonds by 5 to 8 kcal mol^{−1}. These data suggest that the Si–Si bonds between monomers are most likely to homolyse first in polycyclosilane thermolysis. Small, volatile silanes generated from homolysis

Table 2 Calculated bond dissociation energy of **1,4Si₆** and *lin*-(**1,4Si₆**)₃. See Tables S1 and S2† for complete data set

1,4Si₆		<i>lin</i> -(1,4Si₆) ₃	
Bond	BDE (kcal mol ^{−1})	Bond	BDE (kcal mol ^{−1})
Si(1)–H ^a	88.0	Si(1)–H ^a	88.4
Si(1)–H ^c	86.5	Si(1)–H ^c	86.7
Si(2)–Me ^a	80.0	Si(4)–H	85.6
Si(2)–Me ^c	78.9	Si(6)–Me ^a	73.4
Si(1)–Si(2)	68.1	Si(6)–Me ^c	73.3
Si(2)–Si(2)	68.4	Si(2)–Si(3)	63.0
		Si(3)–Si(4)	59.6
		Si(4)–Si(5)	54.9

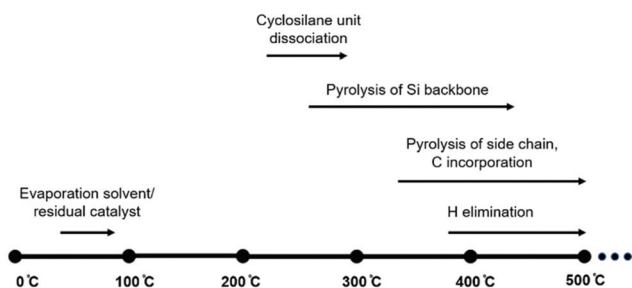


Fig. 6 Proposed polycyclosilane pyrolysis.

near an end group in linear polycyclosilanes would result in a significant weight decrease, which is consistent with the major weight loss observed between 200 to 400 °C in TGA measurements. In *cyc*-poly(1,3Si₆), fewer volatile products may form as at least two Si–Si bond rupture events would be required to form a volatile byproduct. This may account for the slower mass loss observed in *cyc*-poly(1,3Si₆) relative to linear polycyclosilanes.

At higher temperatures, organic side groups and hydrogen atoms start to detach from silicon leading to the second phase of weight loss. Combining experimental measurements and BDE calculations, the thermolysis process of polycyclosilanes is proposed as shown in Fig. 6.

Conclusions

Herein, we investigated the microstructure-dependent thermal properties of polycyclosilanes. We prepared a known linear polymer of 1,4Si₆ (*lin*-poly(1,4Si₆)) and a predominantly cyclic polymer of 1,3Si₆ (*cyc*-poly(1,3Si₆)). In the course of these efforts, we also synthesized a new, linear oligomer of cyclosilane 1,3Si₆ (*lin*-poly(1,3Si₆)). Thermal analysis by DSC found no phase transitions for linear polycyclosilanes below the decomposition temperature, but a phase transition at 108 °C was found for *cyc*-poly(1,3Si₆). We suggested assignment to a glass transition temperature. Polycyclosilane thermolysis was investigated by TGA and investigated by density functional theory calculations. Lower rates of mass loss were found for *cyc*-poly(1,3Si₆), which was attributed to the need for two bond homolysis events to form volatile byproducts. These studies provide insights into how synthetic control of polysilane microstructure can predictably influence thermal properties.

Conflicts of interest

There are no conflicts to declare.

Acknowledgements

This research was primarily supported by the U.S. Department of Energy (DOE), Office of Science, Basic Energy Sciences,

under Award No. DE-SC0020681 (building block synthesis, structural characterization). DFT calculations were conducted using scientific computing services at the Maryland Advanced Research Computing Center (MARCC).

Notes and references

- 1 G. Odian, *Principles of Polymerization*, John Wiley & Sons, Inc., 4th edn, 2004.
- 2 T. G. Fox and P. J. Flory, Second-Order Transition Temperatures and Related Properties of Polystyrene. I. Influence of Molecular Weight, *J. Appl. Phys.*, 1950, **21**(6), 581–591, DOI: 10.1063/1.1699711.
- 3 S. D. Anuar Sharuddin, F. Abnisa, W. M. A. Wan Daud and M. K. Aroua, A Review on Pyrolysis of Plastic Wastes, *Energy Convers. Manage.*, 2016, 308–326, DOI: 10.1016/j.enconman.2016.02.037.
- 4 J. M. Zeigler, Polysilanes - Prototypical σ -Conjugated Polymers, *Synth. Met.*, 1989, **28**(1–2), 581–591, DOI: 10.1016/0379-6779(89)90577-8.
- 5 R. D. Miller and J. Michl, Polysilane High Polymers, *Chem. Rev.*, 1989, **89**(6), 1359–1410, DOI: 10.1021/cr00096a006.
- 6 S. Demoustier-Champagne, S. Cordier and J. Devaux, Polymer Blends of Polymethylphenylsilane with Polystyrene and Thermal Properties of Polymethylphenylsilane, *Polymer*, 1995, **36**(5), 1003–1007, DOI: 10.1016/0032-3861(95)93600-Q.
- 7 T. Asuke and R. West, Poly(n-Butyl-n-Hexylsilylene), a Liquid-Crystalline Polysilane, *Macromolecules*, 1991, **24**(1), 343–344, DOI: 10.1021/ma00001a058.
- 8 M. Birot, J. P. Pillot and J. Dunoguès, Comprehensive Chemistry of Polycarbosilanes, Polysilazanes, and Polycarbosilazanes as Precursors of Ceramics, *Chem. Rev.*, 1995, **95**(5), 1443–1477, DOI: 10.1021/cr00037a014.
- 9 K. Shiina and M. Kumada, Thermal Rearrangement of Hexamethyldisilane to Trimethyl(Dimethylsilylmethyl)-Silane, *J. Org. Chem.*, 1958, **23**(1), 139, DOI: 10.1021/jo01095a635.
- 10 S. Yajima, Y. Hasegawa, K. Okamura and T. Matsuzawa, Development of High Tensile Strength Silicon Carbide Fibre Using an Organosilicon Polymer Precursor, *Nature*, 1978, **273**(5663), 525–527, DOI: 10.1038/273525a0.
- 11 P. Colombo, G. Mera, R. Riedel and G. D. Sorarù, Polymer-Derived Ceramics: 40 Years of Research and Innovation in Advanced Ceramics, *J. Am. Ceram. Soc.*, 2010, **93**(7), 1805–1837, DOI: 10.1111/j.1551-2916.2010.03876.x.
- 12 G. Barroso, Q. Li, R. K. Bordia and G. Motz, Polymeric and Ceramic Silicon-Based Coatings—a Review, *J. Mater. Chem. A*, 2019, 1936–1963, DOI: 10.1039/c8ta09054h.
- 13 J. Y. Corey, X. H. Zhu, T. C. Bedard and L. D. Lange, Catalytic Dehydrogenative Coupling of Secondary Silanes with Cp₂MCl₂-BuLi, *Organometallics*, 1991, **10**(4), 924–930, DOI: 10.1021/om00050a024.
- 14 L. S. Chang and J. Y. Corey, Dehydrogenative Coupling of Diarylsilanes, *Organometallics*, 1989, **8**(8), 1885–1893, DOI: 10.1021/om00110a010.

- 15 E. A. Marro, C. P. Folster, E. M. Press, H. Im, J. T. Ferguson, M. A. Siegler and R. S. Klausen, Stereocontrolled Syntheses of Functionalized Cis- And Trans-Siladecalins, *J. Am. Chem. Soc.*, 2019, **141**(44), 17926–17936, DOI: 10.1021/jacs.9b09902.
- 16 E. M. Press, E. A. Marro, S. K. Surampudi, M. A. Siegler, J. A. Tang and R. S. Klausen, Synthesis of a Fragment of Crystalline Silicon: Poly(Cyclosilane), *Angew. Chem., Int. Ed.*, 2017, **56**(2), 568–572, DOI: 10.1002/anie.201610208.
- 17 E. A. Marro, E. M. Press, M. A. Siegler and R. S. Klausen, Directional Building Blocks Determine Linear and Cyclic Silicon Architectures, *J. Am. Chem. Soc.*, 2018, **140**(8), 5976–5986, DOI: 10.1021/jacs.8b02541.
- 18 C. P. Folster and R. S. Klausen, Metallocene Influence on Poly(Cyclosilane) Structure and Properties, *Polym. Chem.*, 2018, **9**, 1938–1941, DOI: 10.1039/C8PY00312B.
- 19 E. A. Marro and R. S. Klausen, Conjugated Polymers Inspired by Crystalline Silicon, *Chem. Mater.*, 2019, **31**(7), 2202–2211, DOI: 10.1021/acs.chemmater.9b00131.
- 20 R. W. Dorn, E. A. Marro, M. P. Hanrahan, R. S. Klausen and A. J. Rossini, Investigating the Microstructure of Poly(Cyclosilane) by ²⁹Si Solid-State NMR Spectroscopy and DFT Calculations, *Chem. Mater.*, 2019, **31**(21), 9168–9178, DOI: 10.1021/acs.chemmater.9b03606.
- 21 Z. Jia and M. J. Monteiro, Cyclic Polymers: Methods and Strategies, *J. Polym. Sci., Part A: Polym. Chem.*, 2012, **50**(11), 2085–2097, DOI: 10.1002/pola.25999.
- 22 D. J. Bannister and J. A. Semlyen, Studies of Cyclic and Linear Poly(Dimethyl Siloxanes): 6. Effect of Heat, *Polymer*, 1981, **22**(3), 377–381, DOI: 10.1016/0032-3861(81)90050-1.
- 23 S. J. Clarson, K. Dodgson and J. A. Semlyen, Studies of Cyclic and Linear Poly(Dimethylsiloxanes): 19. Glass Transition Temperatures and Crystallization Behaviour, *Polymer*, 1985, **26**(6), 930–934, DOI: 10.1016/0032-3861(85)90140-5.
- 24 D. J. Orrah, J. A. Semlyen and S. B. Ross-Murphy, Studies of Cyclic and Linear Poly(Dimethylsiloxanes): 27. Bulk Viscosities above the Critical Molar Mass for Entanglement, *Polymer*, 1988, **29**(8), 1452–1454, DOI: 10.1016/0032-3861(88)90310-2.
- 25 J. Roovers and P. M. Toporowski, Synthesis of High Molecular Weight Ring Polystyrenes, *Macromolecules*, 1983, **16**(6), 843–849, DOI: 10.1021/ma00240a002.
- 26 C. D. Roland, H. Li, K. A. Abboud, K. B. Wagener and A. S. Veige, Cyclic Polymers from Alkynes, *Nat. Chem.*, 2016, **8**(8), 791–796, DOI: 10.1038/nchem.2516.
- 27 P. G. Santangelo, C. M. Roland, T. Chang, D. Cho and J. Roovers, Dynamics near the Glass Temperature of Low Molecular Weight Cyclic Polystyrene, *Macromolecules*, 2001, **34**(26), 9002–9005, DOI: 10.1021/ma011069+.
- 28 L. Gao, J. Oh, Y. Tu, T. Chang and C. Y. Li, Glass Transition Temperature of Cyclic Polystyrene and the Linear Counterpart Contamination Effect, *Polymer*, 2019, **170**, 198–203, DOI: 10.1016/j.polymer.2019.03.018.
- 29 J. M. Kanabus-Kaminska, J. A. Hawari, D. Griller and C. Chatgililoglu, Reduction of Silicon-Hydrogen Bond Strengths, *J. Am. Chem. Soc.*, 1987, **109**(17), 5267–5268, DOI: 10.1021/ja00251a035.
- 30 W. G. Kofron and L. M. Baclawski, A Convenient Method for Estimation of Alkylolithium Concentrations, *J. Org. Chem.*, 1976, 1879–1880, DOI: 10.1021/jo00872a047.
- 31 C. Aitken, J. F. Harrod and U. S. Gill, Structural Studies of Oligosilanes Produced by Catalytic Dehydrogenative Coupling of Primary Organosilanes, *Can. J. Chem.*, 1987, **65**(8), 1804–1809, DOI: 10.1139/v87-303.
- 32 Y. Mu, C. Aitken, B. Cote, J. F. Harrod and E. Samuel, Reactions of Silanes with Bis(Cyclopentadienyl) Dialkylzirconium Complexes, *Can. J. Chem.*, 1991, **69**(2), 264–276, DOI: 10.1139/v91-042.
- 33 T. D. Tilley, The Coordination Polymerization of Silanes to Polysilanes by a “ σ -Bond Metathesis” Mechanism. Implications for Linear Chain Growth, *Acc. Chem. Res.*, 1993, **26**(1), 22–29, DOI: 10.1021/ar00025a004.
- 34 R. Waterman, Mechanisms of Metal-Catalyzed Dehydrocoupling Reactions, *Chem. Soc. Rev.*, 2013, **42**, 5621–5980, DOI: 10.1039/c3cs60082c.
- 35 V. K. Dioumaev and J. F. Harrod, Nature of the Species Present in the Zirconocene Dichloride-Butyllithium Reaction Mixture, *Organometallics*, 1997, **16**(7), 1452–1464, DOI: 10.1021/om960543a.
- 36 C. Aitken, J. F. Harrod and E. Samuel, Synthesis and Structural Characterization of an Unusual Silylzirconium Hydride Complex, *Can. J. Chem.*, 1986, **64**(8), 1677–1679, DOI: 10.1139/v86-276.
- 37 W. H. Campbell, T. K. Hilty and L. Yurga, Dimethylzirconocene-Catalyzed Polymerization of Alkylsilanes, *Organometallics*, 1989, **8**(11), 2615–2618, DOI: 10.1021/om00113a016.
- 38 T. A. Blinka, B. J. Helmer and R. West, Polarization Transfer NMR Spectroscopy for Silicon-29: The INEPT and DEPT Techniques, *Adv. Organomet. Chem.*, 1984, **23**(C), 193–218, DOI: 10.1016/S0065-3055(08)60611-5.
- 39 M. P. Hanrahan, E. L. Fought, T. L. Windus, L. M. Wheeler, N. C. Anderson, N. R. Neale and A. J. Rossini, Characterization of Silicon Nanocrystal Surfaces by Multidimensional Solid-State NMR Spectroscopy, *Chem. Mater.*, 2017, **29**(24), 10339–10351, DOI: 10.1021/acs.chemmater.7b03306.
- 40 R. D. Miller, D. Hofer, J. Rabolt and G. N. Fickes, Anomalous Long-Wavelength Electronic Transition in Conformationally Locked Organosilane High Polymers, *J. Am. Chem. Soc.*, 1985, **107**(7), 2172–2174, DOI: 10.1021/ja00293a058.
- 41 J. F. Rabolt, D. Hofer, R. D. Miller and G. N. Fickes, Studies of Chain Conformational Kinetics in Poly(Di-n-Alkylsilanes) by Spectroscopic Methods. 1. Poly(Di-n-Hexylsilane), Poly(Di-n-Heptylsilane), and Poly(Di-n-Octylsilane), *Macromolecules*, 1986, **19**(3), 611–616, DOI: 10.1021/ma00157a021.
- 42 F. C. Schilling, A. J. Lovinger, J. M. Zeigler, D. D. Davis and F. A. Bovey, Solid-State Structures and Thermochromism of Poly(Di-n-Butylsilylene) and Poly(Di-n-Pentylsilylene), *Macromolecules*, 1989, **22**(7), 3055–3063, DOI: 10.1021/ma00197a028.

- 43 B. J. Grimmond and J. Y. Corey, Synthesis and Characterization of Atactic Poly(p-Tolylsilane) via the Catalytic Dehydrocoupling of p-Tolylsilane, *Organometallics*, 2000, **19**(19), 3776–3783, DOI: 10.1021/OM000441R.
- 44 L. Sacarescu, A. Siokou, G. Sacarescu, M. Simionescu and I. Mangalagiu, Methylhydrosilyl Chemostructural Effects in Polyhydrosilanes, *Macromolecules*, 2008, **41**(3), 1019–1024, DOI: 10.1021/ma071853f.
- 45 M. Birot, J. P. Pillot and J. Dunoguès, Comprehensive Chemistry of Polycarbosilanes, Polysilazanes, and Polycarbosilazanes as Precursors of Ceramics, *Chem. Rev.*, 1995, **95**, 1443–1477, DOI: 10.1021/cr00037a014.
- 46 S. Yajima, J. Hayashi and M. Omori, Continuous Silicon Carbide Fiber of High Tensile Strength, *Chem. Lett.*, 1975, **4**(9), 931–934, DOI: 10.1246/cl.1975.931.
- 47 S. Yajima, Y. Hasegawa, K. Okamura and T. Matsuzawa, Development of High Tensile Strength Silicon Carbide Fibre Using an Organosilicon Polymer Precursor, *Nature*, 1978, **273**(5663), 525–527, DOI: 10.1038/273525a0.
- 48 H. N. Han, D. A. Lindquist, J. S. Haggerty and D. Seyferth, Pyrolysis Chemistry of Poly(Organosilazanes) to Silicon Ceramics, *Chem. Mater.*, 1992, **4**(11), 705–711, DOI: 10.1021/cm00021a038.
- 49 D. Seyferth and G. H. Wiseman, High-Yield Synthesis of Si₃N₄/SiC Ceramic Materials by Pyrolysis of a Novel Polyorganosilazane, *J. Am. Ceram. Soc.*, 1984, **67**, C132–C133, DOI: 10.1111/j.1151-2916.1984.tb19620.x.
- 50 C. L. Schilling, J. P. Wesson and T. C. Williams, Polycarbosilane Precursors for Silicon Carbide, *J. Polym. Sci., Polym. Symp.*, 1983, **70**(1), 121–128, DOI: 10.1002/polc.5070700110.
- 51 D. Seyferth, T. G. Wood, H. J. Tracy and J. L. Robison, Near-Stoichiometric Silicon Carbide from an Economical Polysilane Precursor, *J. Am. Ceram. Soc.*, 1992, **75**(5), 1300–1302, DOI: 10.1111/j.1151-2916.1992.tb05578.x.
- 52 Z.-F. Zhang, F. Babonneau, R. M. Laine, Y. Mu, J. F. Harrod and J. A. Rahn, Poly(Methylsilane)-A High Ceramic Yield Precursor to Silicon Carbide, *J. Am. Ceram. Soc.*, 1991, **74**(3), 670–673, DOI: 10.1111/j.1151-2916.1991.tb04080.x.
- 53 S. Yajima, Y. Hasegawa, J. Hayashi and M. Iimura, Synthesis of Continuous Silicon Carbide Fibre with High Tensile Strength and High Young's Modulus, *J. Mater. Sci.*, 1978, **13**(12), 2569–2576, DOI: 10.1007/BF02402743.
- 54 I. M. T. Davidson and A. V. Howard, Mechanism of Thermolysis of Hexamethyldisilane and the Silicon-Silicon Bond Dissociation Energy, *J. Chem. Soc., Faraday Trans. 1*, 1975, **71**, 69–77, DOI: 10.1039/F19757100069.
- 55 I. M. T. Davidson, Some Examples of the Contribution of Gas-Kinetic Studies to the Understanding of Organosilicon Reaction Mechanisms, *J. Organomet. Chem.*, 1988, 255–265, DOI: 10.1016/0022-328X(88)89081-8.