

Cite this: *Chem. Sci.*, 2017, 8, 7246

Total syntheses of schilancidilactones A and B, schilancitrilactone A, and 20-*epi*-schilancitrilactone A via late-stage nickel-catalyzed cross coupling†

Hengtao Wang,^a Xiunan Zhang^a and Pingping Tang^{ab} Received 28th July 2017
Accepted 29th August 2017

DOI: 10.1039/c7sc03293e

rsc.li/chemical-science

The first total syntheses of schilancidilactones A and B, schilancitrilactone A, and 20-*epi*-schilancitrilactone A have been accomplished using a nickel-catalyzed cross coupling of alkyl bromide with vinyl stannane as the final step. The other key steps include late-stage C(sp³)-H bromination, the oxidative cleavage of a diol to provide the requisite ketone and ester for schilancidilactones A and B, and Dieckmann-type condensation to generate the A ring of schilancitrilactone A and 20-*epi*-schilancitrilactone A.

Schisandraceae triterpenoids have held great interest for synthetic organic chemists because of their molecular structures and diverse biological properties.¹ In 2011, Yang and co-workers made a breakthrough in the total synthesis of schindilactone A.² Since then, rubrifloridilactone A has been synthesized by Li³ and Anderson,⁴ respectively. Our group has disclosed the total syntheses of schilancitrilactones B and C (4 and 5, Fig. 1).⁵ Recently, the syntheses of propindilactone G,⁶

rubrifloridilactone B,⁷ 19-dehydroxyl arisandilactone A,⁸ and lancifodilactone G acetate⁹ have been accomplished.

Schilancidilactones A and B and schilancitrilactone A (1–3, Fig. 1) were isolated by Sun and co-workers from the stems of *Schisandra lancifolia*.¹⁰ Preliminary biological assays indicated that schilancidilactone A (1) showed biological activities for inhibiting HIV-1, and schilancitrilactone A (3) exhibited anti-feedant activity, while schilancidilactone B (2) was not tested for further bioactivities due to the limited amount isolated. Compared with schilancitrilactones B and C (4 and 5), schilancidilactones A and B (1 and 2) each possess a 7/5/5/5 tetracyclic core bearing eight stereocenters, and schilancitrilactone A (3) and its epimer (3') each contain a 5/5/7/5/5/5 hexacyclic core bearing eleven stereocenters. The synthesis of these molecules is challenging. To the best of our knowledge, no syntheses of schilancidilactones A and B (1 and 2), schilancitrilactone A (3) and its epimer 3' have been reported to date. In this communication, we present the first total syntheses of schilancidilactones A and B (1 and 2), schilancitrilactone A (3), and 20-*epi*-schilancitrilactone A (3') using late-stage nickel-catalyzed intermolecular cross coupling for C–C bond formation as a key step.

In a retrosynthetic analysis (Scheme 1), we envisioned that schilancidilactones A and B (1 and 2), schilancitrilactone A (3), and 20-*epi*-schilancitrilactone A (3') might be synthesized by the late-stage nickel-catalyzed intermolecular cross coupling of vinyl stannane 6 with alkyl bromides 7 and 10, respectively. Alkyl bromide 7 was expected to arise by the oxidative cleavage of a diol, followed by late-stage C(sp³)-H bromination at the C20 center of compound 8, which in turn could be constructed from compound 9 by a series of steps. Alkyl bromide 10 would arise from compound 11 through Dieckmann-type condensation to generate the A ring and late-stage C(sp³)-H bromination at the C20 center. Compound 11 in turn could be prepared from

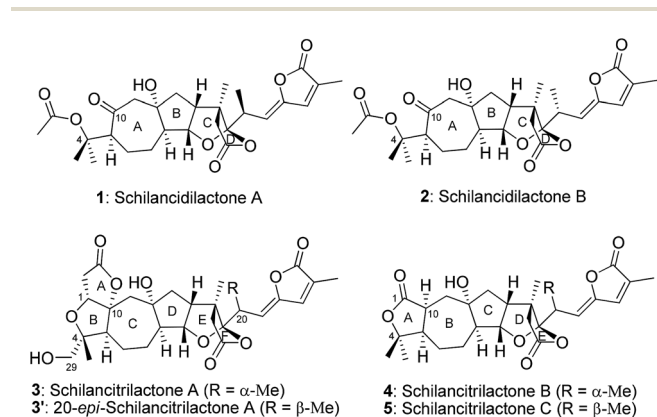


Fig. 1 Schilancidilactones A and B, schilancitrilactones A, B and C, and 20-*epi*-schilancitrilactone A.

^aState Key Laboratory and Institute of Elemento-Organic Chemistry, College of Chemistry, Nankai University, Tianjin 300071, China. E-mail: ptang@nankai.edu.cn

^bCollaborative Innovation Center of Chemical Science and Engineering (Tianjin), Tianjin 300071, China

† Electronic supplementary information (ESI) available: Data for new compounds and experimental procedures. CCDC 1535911 and 1535913. For the ESI and crystallographic data in CIF or other electronic format see DOI: 10.1039/c7sc03293e





Scheme 1 The retrosynthetic analysis of schilancidilactones A and B, schilancitrilactone A, and 20-*epi*-schilancitrilactone A.

building blocks **12** and **13** using the chemistry developed in our total syntheses of **4** and **5**. Building blocks **6**, **9** and **13** were common intermediates in our total syntheses of **4** and **5**.



Scheme 2 The reagents and conditions: (a) LDA, THF, and $-78\text{ }^{\circ}\text{C}$, then $\text{P}(\text{OMe})_3$ and O_2 , 77% yield; (b) $\text{VO}(\text{acac})_2$ (30 mol%), TBHP, DCM, rt, 97% yield; (c) MeMgBr , THF, and $0\text{ }^{\circ}\text{C}$, then PDC, DCM, rt, 48% yield for the 2 steps; (d) SmI_2 , THF, $-78\text{ }^{\circ}\text{C}$, 60% yield; (e) PyHBr_3 , THF, rt, 81%, d.r. (at C20) = 7 : 1. LDA = lithium *N,N*-diisopropylamide, PDC = pyridinium dichromate, and PyHBr_3 = pyridinium tribromide.

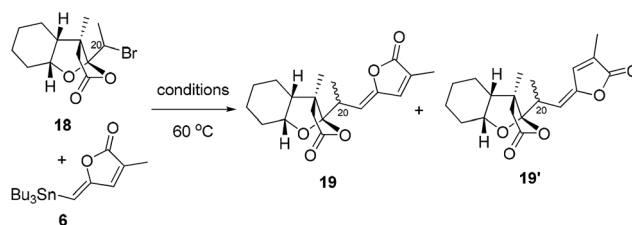
The synthesis commenced with the production of alkyl bromide **7** (Scheme 2). The treatment of compound **9** with LDA in THF and the subsequent reaction with O_2 in the presence of $\text{P}(\text{OMe})_3$ gave the desired alcohol **14** in 77% yield.¹¹ The epoxidation of **14** with $\text{VO}(\text{acac})_2$ and TBHP gave epoxide **15** in 97% yield as a single isomer.¹² The configuration of epoxide **15** was determined by the X-ray crystallographic analysis. The addition of methyl magnesium bromide provided the corresponding diol **8** (d.r. = 1.5 : 1 at C1), followed by the oxidative cleavage of the diol using PDC to give ketone **16** in 48% overall yield (2 steps).¹³ Subsequently, intermediate **16** underwent reductive ring opening with SmI_2 to give alcohol **17** in 60% yield,¹⁴ which was converted to the corresponding alkyl bromide **7** through late stage $\text{C}(\text{sp}^3)\text{-H}$ bromination at C20 with pyridinium tribromide (PyHBr_3) in 81% yield (d.r. = 7 : 1 at C20).¹⁵ The selectivity of bromination at C20 rather than C19 might result from less steric hindrance at C20 in compound **17**. The initial attempts to achieve late-stage $\text{C}(\text{sp}^3)\text{-H}$ iodination at C20 failed.

With alkyl bromide **7** in hand, we attempted to finish the total syntheses of schilancidilactones A and B. In our initial synthetic design, we planned to take advantage of the intermolecular radical addition reaction to form the C20–C22 bond based on the chemistry developed in our total syntheses of **4** and **5**. The traditional radical conditions (AIBN and Bu_3SnH) led to the hydrodebromination product and no desired product was observed. Photoredox catalysis¹⁶ was also evaluated and no desired product was found. Inspired by recent advances in the nickel catalyzed cross coupling of alkyl halides for the formation of C–C bonds,¹⁷ we postulated our total syntheses of **1** and **2** to involve a late-stage cross coupling reaction with nickel to form the C20–C22 linkage. So we investigated the nickel catalyzed cross coupling reaction of alkyl bromide **18** with vinyl stannane **6** as the model study. Firstly, the conditions developed by the Fu group¹⁸ were tested, but no desired product was found (Table 1, entry 1). The hydrodebromination product was a major side product under this condition. With $\text{Ni}(\text{cod})_2$ as the catalyst, the various ligands were evaluated and bis(diphenylphosphino) methane (dppm) was found to give a 28% yield of **19** and 28% yield of **19'** (Table 1, entries 2–6). No desired product was observed with NiCl_2 or $\text{Ni}(\text{acac})_2$ as the catalysts (Table 1, entries 7 and 8). The amounts of $\text{Ni}(\text{cod})_2$ and dppm were crucial for the reaction to proceed efficiently. When 40 mol% $\text{Ni}(\text{cod})_2$ and 60 mol% dppm were used, a total 80% yield was observed (Table 1, entry 10). After thorough optimization of the reaction conditions (see more details in the ESI[†]), reactions with 40 mol% $\text{Ni}(\text{cod})_2$ and 60 mol% dppm in 1,4-dioxane at $60\text{ }^{\circ}\text{C}$ under N_2 were found to give high yields of the desired product. The *Z*- and *E*-products might refer to the radical being involved in this cross coupling reaction. Perhaps unsurprisingly, no reaction occurred when a radical inhibitor, such as TEMPO, was added (Table 1, entry 11).

With the optimum reaction conditions, schilancidilactones A (**1**, 36%) and B (**2**, 7%) were synthesized from alkyl bromide **7** and vinyl stannane **6** in 43% total yield (Scheme 3). The characterization data obtained for synthetic **1** and **2** were identical to the data reported for the natural products.^{10a}

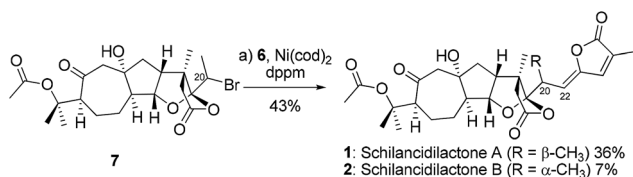


Table 1 The investigation of the conditions for cross coupling



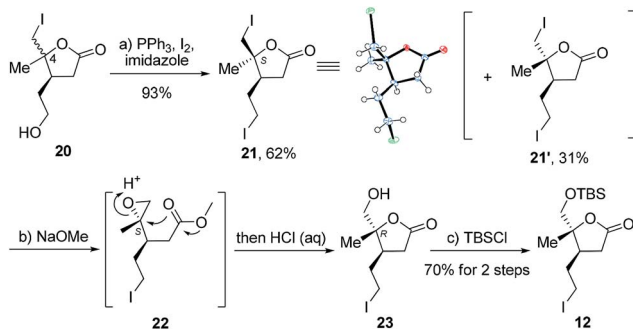
Entry	Conditions	Yield (%) (19/19') ^a
1	NiCl ₂ (10 mol%), 2,2-bipyridine, KO ^t Bu, <i>t</i> -BuOH/ <i>i</i> -BuOH	0
2	Ni(cod) ₂ (10 mol%), 2,2-bipyridine, dioxane	0
3	Ni(cod) ₂ (10 mol%), dppf, dioxane	Trace
4	Ni(cod) ₂ (10 mol%), dppm, dioxane	28/28
5	Ni(cod) ₂ (10 mol%), PPh ₃ , dioxane	Trace
6	Ni(cod) ₂ (10 mol%), dppp, dioxane	0
7	NiCl ₂ (10 mol%), dppm, dioxane	0
8	Ni(acac) ₂ (10 mol%), dppm, dioxane	0
9	Ni(cod) ₂ (25 mol%), dppm, dioxane	30/30
10	Ni(cod) ₂ (40 mol%), dppm, dioxane	40/40
11	Ni(cod) ₂ (40 mol%), dppm, TEMPO, dioxane	0

^a The yields were determined by ¹H NMR spectroscopy with benzyl chloride as the internal standard. 19/19' were each formed as a mixture of the diastereomers at the C20 position (see more details in the ESI).



Scheme 3 The reagents and conditions: (a) 6, Ni(cod)₂ (40 mol%), dppm (60 mol%), 1,4-dioxane, 60 °C, 36% yield for 1, 7% yield for 2. cod = 1,5-cyclooctadiene and dppm = bis(diphenylphosphino) methane.

Next, we directed our attention to the syntheses of schilancitrilactone A (3) and 20-*epi*-schilancitrilactone A (3'). Scheme 4 illustrates the preparation of building block alkyl



Scheme 4 The reagents and conditions: (a) 20 (d.r. at C4 = 2 : 1), PPh₃, I₂, imidazole, 0 °C to rt, THF, 93% yield; (b) NaOMe and MeOH/THF, then HCl, rt; (c) TBSCl, imidazole, DCM, rt, 70% yield for the 2 steps.

iodide 12. Alcohol 20⁵ (d.r. at C4 = 2 : 1) was converted to alkyl iodide 21 with I₂, in the presence of Ph₃P and imidazole, in 62% yield, together with 21' in 31% yield.¹⁹ The structure of isomer 21' was confirmed by X-ray crystallographic analysis. The methanolysis of iodolactone 21 with NaOMe provided epoxide 22,²⁰ followed by selective epoxide opening and efficient cyclization to deliver lactone 23. The protection of the primary hydroxyl group in 23 as a TBS ether furnished the desired alkyl iodide 12 in 70% yield for the two steps.

We now moved to the stage for the completion of the total syntheses of schilancitrilactone A (3) and its epimer (3'). Based on the chemistry developed in our total syntheses of 4 and 5 and the precedent research by Yang's group (Scheme 5),^{2,5,6} lactone 12 was treated with LDA in THF and the resulting enolate was reacted with aldehyde 13 to give compound 24 in 88% yield (d.r. = 9 : 1 at C19), which then underwent dehydration to obtain a 3 : 1 mixture of diene 25 in 93% yield.²¹ Under the Luche conditions [CuI, Zn],²² product 26 was prepared in 56% yield (d.r. = 7 : 1 at C10) through intramolecular radical cyclization. The oxidation of compound 26 by reaction with LDA in the presence of O₂ and P(OMe)₃ gave alcohol 27, which could be converted into acetate 11 in 93% yield. The treatment of acetate 11 with LDA formed lactone 28 through intramolecular Dieckmann-type condensation in 82% yield,^{2,6} followed by dehydration with Martin's sulfurane to give the unsaturated lactone 29 in 75% yield.²³ The selective reduction of 29 with *l*-selectride generated lactone 30, which underwent hydration under Mukaiyama conditions [Co(acac)₂, PhSiH₃, O₂] to install a tertiary alcohol and give compound 31.²⁴ Finally, we used late-stage C(sp³)-H bromination followed by nickel catalyzed cross coupling to finish the total synthesis of schilancitrilactone A





Scheme 5 The reagents and conditions: (a) LDA, THF, $-78\text{ }^{\circ}\text{C}$, then **13**, 88% yield, d.r. (at C19) = 9 : 1; (b) CuCl₂ (50 mol%), EDC, toluene, $80\text{ }^{\circ}\text{C}$, 93% yield; (c) CuI, Zn, pyridine/H₂O, ultrasound, rt, 56% yield, d.r. (at C10) = 7 : 1; (d) LDA, THF, and $-78\text{ }^{\circ}\text{C}$, then P(OMe)₃, O₂, 64% yield for **27**, d.r. (at C10) = 2.7 : 1; (e) Ac₂O, Et₃N, DCM, rt, 93% yield; (f) LDA, THF, $-78\text{ }^{\circ}\text{C}$, 82% yield; (g) Martin's sulfurane, DCM, rt, 75% yield; (h) L-selectride, THF, $-78\text{ }^{\circ}\text{C}$, 87% yield; (i) Co(acac)₂ (20 mol%), PhSiH₃, O₂, 1,4-dioxane, rt, 45% yield for **31**, d.r. (at C9) = 1.3 : 1; (j) PyHBr₃, THF, rt, 75% yield, d.r. (at C20) = 2 : 1; (k) **6**, Ni(cod)₂ (40 mol%), dppm (60 mol%), 1,4-dioxane, $60\text{ }^{\circ}\text{C}$, 10% yield for **3**, 40% yield for 20-*epi*-**3'**. EDC = 1-(3-*N,N*-dimethylaminopropyl)-3-ethylcarbodiimide, Martin's sulfurane = bis- $[\alpha,\alpha$ -bis(trifluoromethyl)benzenemethanolato]-diphenylsulfur, and L-selectride = lithium tri-*sec*-butylborohydride.

(**3**) along with its C20-epimer (**3'**). The spectra and physical properties of schilancitrilactone A (**3**) are identical to those reported for the natural product.^{10b}

Conclusions

In summary, we accomplished the first total syntheses of schilancitrilactones A and B, schilancitrilactone A, and 20-*epi*-schilancitrilactone A. A nickel-catalyzed intermolecular cross coupling of alkyl bromide with vinyl stannane was developed to form the C–C bond in the late stage as a key step. In this way, the right hand moieties present in this family of natural products were prepared in the final step of each total synthesis. This strategy shows promise for entry into other derivatives and analogues by way of a common intermediate, which may facilitate the biological studies of Schisandraceae triterpenoids.

Conflicts of interest

There are no conflicts to declare.

Acknowledgements

We gratefully acknowledge the State Key Laboratory of Elemento-Organic Chemistry for the generous start-up financial support. This work was supported by the National Key Research and Development Program of China (2016YFA0602900), NSFC (21421062, 21522205, 21672110).

Notes and references

- Selected reviews on Schisandraceae triterpenoids: (a) W.-L. Xiao, R.-T. Li, S.-X. Huang, J.-X. Pu and H.-D. Sun, *Nat. Prod. Rep.*, 2008, **25**, 871; (b) Y.-M. Shi, W.-L. Xiao, J.-X. Pu and H.-D. Sun, *Nat. Prod. Rep.*, 2015, **32**, 367; (c) X. Li, P. H. Cheong and R. G. Carter, *Angew. Chem., Int. Ed.*, 2017, **56**, 1704 Selected examples of the synthetic efforts for Schisandraceae triterpenoids: (d) Y. Tang, L. Deng, Y. Zhang, G. Dong, J. Chen and Z. Yang, *Org. Lett.*, 2005, **7**, 593; (e) Y. Tang, Y. Zhang, M. Dai, T. Luo, L. Deng, J. Chen and Z. Yang, *Org. Lett.*, 2005, **7**, 885; (f) Y. Zhang, Y. Tang, T. Luo, J. Shen, J. Chen and Z. Yang, *Org. Lett.*, 2006, **8**, 107; (g) D. Fischer and E. A. Theodorakis, *Eur. J. Org. Chem.*, 2007, 4193; (h) Y. Zhang, W. Ren, Y. Lan, Q. Xiao, K. Wang, J. Xu, J. Chen and Z. Yang, *Org. Lett.*,



- 2008, **10**, 665; (i) Q. Wang and C. Chen, *Org. Lett.*, 2008, **10**, 1223; (j) L. A. Paquette and K. W. Lai, *Org. Lett.*, 2008, **10**, 2111; (k) K. W. Lai and L. A. Paquette, *Org. Lett.*, 2008, **10**, 2115; (l) L. A. Paquette and K. W. Lai, *Org. Lett.*, 2008, **10**, 3781; (m) K. Matcha, S. Maity, C. K. Malik and S. Ghosh, *Tetrahedron Lett.*, 2010, **51**, 2754; (n) M. F. Hossain, K. Matcha and S. Ghosh, *Tetrahedron Lett.*, 2011, **52**, 6473; (o) A. Bartoli, G. Chouraqui and J.-L. Parrain, *Org. Lett.*, 2012, **14**, 122; (p) V. A. Ignatenko, Y. Han and G. P. Tochtrop, *J. Org. Chem.*, 2013, **78**, 12229; (q) B. Gockel, S. S. Goh, E. J. Puttock, H. Baars, G. Chaubet and E. A. Anderson, *Org. Lett.*, 2014, **16**, 4480; (r) Y. Wang, Z. Li, L. Lv and Z. Xie, *Org. Lett.*, 2016, **18**, 792; (s) N. Grimblat, T. S. Kaufman and A. M. Sarotti, *Org. Lett.*, 2016, **18**, 6420; (t) Y. Wang, Y. Zhang, Z. Li, Z. Yang and Z. Xie, *Org. Chem. Front.*, 2017, **4**, 47.
- 2 (a) Q. Xiao, W.-W. Ren, Z.-X. Chen, T.-W. Sun, Y. Li, Q.-D. Ye, J.-X. Gong, F.-K. Meng, L. You, Y.-F. Liu, M.-Z. Zhao, L.-M. Xu, Z.-H. Shan, Y. Shi, Y.-F. Tang, J.-H. Chen and Z. Yang, *Angew. Chem., Int. Ed.*, 2011, **50**, 7373; (b) T.-W. Sun, W.-W. Ren, Q. Xiao, Y.-F. Tang, Y.-D. Zhang, Y. Li, F.-K. Meng, Y.-F. Liu, M.-Z. Zhao, L.-M. Xu, J.-H. Chen and Z. Yang, *Chem.-Asian J.*, 2012, **7**, 2321; (c) Y. Li, Z.-X. Chen, Q. Xiao, Q.-D. Ye, T.-W. Sun, F.-K. Meng, W.-W. Ren, L. You, L.-M. Xu, Y.-F. Wang, J.-H. Chen and Z. Yang, *Chem.-Asian J.*, 2012, **7**, 2334; (d) W.-W. Ren, Z.-X. Chen, D. Xiao, Y. Li, T.-W. Sun, Z.-Y. Zhang, Q.-D. Ye, F.-K. Meng, L. You, M.-Z. Zhao, L.-M. Xu, Y.-F. Tang, J.-H. Chen and Z. Yang, *Chem.-Asian J.*, 2012, **7**, 2341.
- 3 J. Li, P. Yang, M. Yao, J. Deng and A. Li, *J. Am. Chem. Soc.*, 2014, **136**, 16477.
- 4 S. S. Goh, G. Chaubet, B. Gockel, M. A. Cordonnier, H. Baars, A. W. Phillips and E. A. Anderson, *Angew. Chem., Int. Ed.*, 2015, **54**, 12618.
- 5 L. Wang, H. Wang, Y. Li and P. Tang, *Angew. Chem., Int. Ed.*, 2015, **54**, 5732.
- 6 (a) L. You, X.-T. Liang, L.-M. Xu, Y.-F. Wang, J.-J. Zhang, Q. Su, Y.-H. Li, B. Zhang, S.-L. Yang, J.-H. Chen and Z. Yang, *J. Am. Chem. Soc.*, 2015, **137**, 10120; (b) L.-M. Xu, L. You, Z.-H. Shan, R.-C. Yu, B. Zhang, Y.-H. Li, Y. Shi, J.-H. Chen and Z. Yang, *Chem.-Asian J.*, 2016, **11**, 1406; (c) J.-J. Zhang, L. You, Y.-F. Wang, Y.-H. Li, X.-T. Liang, B. Zhang, S.-L. Yang, Q. Su, J.-H. Chen and Z. Yang, *Chem.-Asian J.*, 2016, **11**, 1414; (d) X.-T. Liang, L. You, Y.-H. Li, H.-X. Yu, J.-H. Chen and Z. Yang, *Chem.-Asian J.*, 2016, **11**, 1425.
- 7 P. Yang, M. Yao, J. Li, Y. Li and A. Li, *Angew. Chem., Int. Ed.*, 2016, **55**, 6964.
- 8 Y.-X. Han, Y.-L. Jiang, Y. Li, H.-X. Yu, B.-Q. Tong, Z. Niu, S.-J. Zhou, S. Liu, Y. Lan, J.-H. Chen and Z. Yang, *Nat. Commun.*, 2017, **8**, 14233, DOI: 10.1038/ncomms14233.
- 9 D. Liu, T. Sun, K. Wang, Y. Lu, S. Zhang, Y. Li, Y. Jiang, J. Chen and Z. Yang, *J. Am. Chem. Soc.*, 2017, **139**, 5732.
- 10 (a) X. Luo, Y. Chang, X.-J. Zhang, J.-X. Pu, X.-M. Gao, Y.-L. Wu, R.-R. Wang, W.-L. Xiao, Y.-T. Zheng, Y. Lu, G.-Q. Chen, Q.-T. Zheng and H.-D. Sun, *Tetrahedron Lett.*, 2009, **50**, 5962; (b) X. Luo, Y.-M. Shi, R.-H. Luo, S.-H. Luo, X.-N. Li, R.-R. Wang, S.-H. Li, Y.-T. Zheng, X. Du, W.-L. Xiao, J.-X. Pu and H.-D. Sun, *Org. Lett.*, 2012, **14**, 1286.
- 11 C. H. Byeon, C. Y. Chen, D. A. Ellis, D. J. Hart and J. Li, *Synlett*, 1998, 596.
- 12 K. B. Sharpless and R. C. Michaelson, *J. Am. Chem. Soc.*, 1973, **95**, 6136.
- 13 X.-M. Zhang, H. Shao, Y.-Q. Tu, F.-M. Zhang and S.-H. Wang, *J. Org. Chem.*, 2012, **77**, 8174.
- 14 G. A. Molander and G. Hahn, *J. Org. Chem.*, 1986, **51**, 2596.
- 15 Selected examples of application of PyHBr₃ as brominated reagent: (a) C. Djerassi and C. R. Scholz, *J. Am. Chem. Soc.*, 1948, **70**, 417; (b) D. C. Dong and J. T. Edward, *J. Chem. Eng. Data*, 1982, **27**, 211; (c) P. G. Baraldi, A. Barco, S. Benetti, G. P. Pollini, E. Polo and D. Simoni, *J. Org. Chem.*, 1985, **50**, 23; (d) N. Harada, J. Kohori, H. Uda, K. Nakanishi and R. Takeda, *J. Am. Chem. Soc.*, 1985, **107**, 423; (e) S. Moon, L. M. Stuhmiller, R. K. Chadha and T. C. McMorris, *Tetrahedron*, 1990, **46**, 2287; (f) K. Hagiya, A. Yamasaki, T. Okuyama and T. Sugimura, *Tetrahedron: Asymmetry*, 2004, **15**, 1409; (g) E. Mernyak, E. Kozma, A. Hetenyi, L. Mark, G. Schneider and J. Woelfling, *Steroids*, 2009, **74**, 520.
- 16 For selected reviews, see: (a) K. Zeitler, *Angew. Chem., Int. Ed.*, 2009, **48**, 9785; (b) T. P. Yoon, M. A. Ischay and J. Du, *Nat. Chem.*, 2010, **2**, 527; (c) J. M. R. Narayanam and C. R. J. Stephenson, *Chem. Soc. Rev.*, 2011, **40**, 102; (d) J. Xuan and W. Xiao, *Angew. Chem., Int. Ed.*, 2012, **51**, 6828; (e) C. K. Prier, D. A. Rankic and D. W. C. MacMillan, *Chem. Rev.*, 2013, **113**, 5322.
- 17 For selected reviews, see: (a) M. R. Netherton and G. C. Fu, *Adv. Synth. Catal.*, 2004, **346**, 1525; (b) R. Jana, T. P. Pathak and M. S. Sigman, *Chem. Rev.*, 2011, **111**, 1417; (c) S. Z. Tasker, E. A. Standley and T. F. Jamison, *Nature*, 2014, **509**, 299.
- 18 D. A. Powell, T. Maki and G. C. Fu, *J. Am. Chem. Soc.*, 2005, **127**, 510.
- 19 E. J. Corey, S. G. Pyne and W.-G. Su, *Tetrahedron Lett.*, 1983, **24**, 4883.
- 20 P. A. Bartlett and J. Myerson, *J. Am. Chem. Soc.*, 1978, **100**, 3950.
- 21 (a) H. Sai and H. Ohmizu, *Tetrahedron Lett.*, 1999, **40**, 5019; (b) H. Sai, T. Ogiku and H. Ohmizu, *Tetrahedron*, 2007, **63**, 10345.
- 22 J. L. Luche and C. Allavena, *Tetrahedron Lett.*, 1988, **29**, 5369.
- 23 (a) R. J. Arhart and J. C. Martin, *J. Am. Chem. Soc.*, 1972, **94**, 5003; (b) F. Yokokawa and T. Shioiri, *Tetrahedron Lett.*, 2002, **43**, 8679.
- 24 S. Isayama and T. Mukaiyama, *Chem. Lett.*, 1989, 1071.

