





 Cite this: *Chem. Commun.*, 2022, 58, 8496

 Received 13th May 2022,  
Accepted 27th June 2022

DOI: 10.1039/d2cc02718f

rsc.li/chemcomm

# Orthogonally deconstructable and depolymerizable polysilylethers *via* entropy-driven ring-opening metathesis polymerization†

 Alayna M. Johnson,  Keith E. L. Husted,  Landon J. Kilgallon and Jeremiah A. Johnson \*

The synthesis of novel polysilylethers *via* entropy-driven ring-opening metathesis polymerization (ED-ROMP) of cyclic bifunctional silyl ether-based monomers is reported. These polymers display good thermal stability and ultra-low  $T_g$  ( $-88$  °C). Moreover, they are rapidly deconstructable *via* the cleavage of the silicon-oxygen linkages with acid or fluoride triggers, and they were partially depolymerizable by the addition of exogenous metathesis catalyst. Analysis of the deconstructed polymer products provided insight into the polymer microstructure, showing that the ED-ROMP process was regiorandom. Altogether, this work offers a new class of deconstructable polymers with a range of potential applications.

Ring-opening metathesis polymerization (ROMP) is a popular method for polymer synthesis due to its versatility, robust reactivity, and functional group tolerance, all of which were accelerated by the development of ruthenium alkylidene metathesis catalysts by Grubbs and coworkers.<sup>1–3</sup> The driving force behind ROMP is typically release of ring strain, which compensates for the entropic costs associated with polymerization.<sup>4</sup> When rings are large or equipped with especially flexible bonds, however, atoms can adopt near-ideal bond angles, so the enthalpic gain of polymerization becomes negligible and the reaction will exhibit a distribution of monomers, oligomers, and polymer chains at equilibrium.<sup>5</sup> Such reactions can be driven towards polymerization if the number of rotational and vibrational microstates is larger in the polymer repeat unit than in the monomer—a phenomenon known as entropy-driven ring-opening metathesis polymerization (ED-ROMP).<sup>6</sup> Grubbs and coworkers reported the first studies of modern ED-ROMP with crown ethers in 1997.<sup>7</sup> More recent examples include ED-ROMP of cyclic olefins equipped with ester and disulfide functional groups.<sup>8,9</sup>

ED-ROMP is particularly useful for the synthesis of polymers with complex backbone compositions.<sup>10</sup> Especially relevant is the introduction of degradable and/or bioderived moieties into otherwise recalcitrant hydrocarbon polymers. For example, Hillmyer and coworkers recently reported the synthesis of bio-based high-molecular weight poly(ricinoleic acid) *via* ED-ROMP.<sup>11</sup>

The exploration of chemically labile bonds and their applications in polymer sustainability is of continued interest. Silyl ethers are an attractive option for this purpose because they boast both usually high Si–O bond strengths ( $\sim 108$  kcal mol<sup>-1</sup>) under typical conditions and facile degradability with a variety of triggers.<sup>12,13</sup>

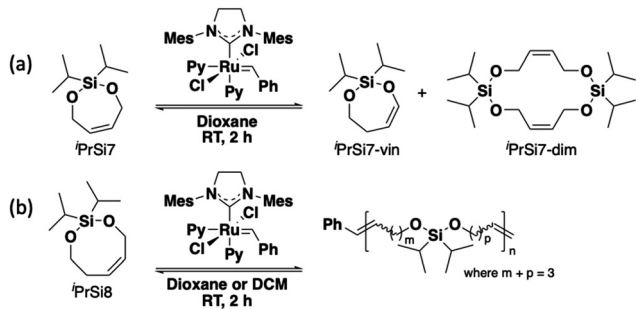
Our group previously reported that 8- and 7-member cyclic bifunctional silyl ether olefins could be efficiently prepared and statistically copolymerized with a variety of ROMP-active norbornene derivatives with potential applications in drug delivery and recyclable thermosets.<sup>12,14,15</sup> At the concentrations at which these copolymerizations were previously conducted (50 mM), however, these monomers were not found to homopolymerize.<sup>12</sup> Stemming from this observation, we sought to identify conditions under which these monomers could be homopolymerized as we anticipated their respective polymers would possess desirable properties including facile deconstructability and thermal properties akin to polydimethylsiloxane (PDMS).<sup>16</sup>

To begin this investigation, seven- and eight-membered bifunctional silyl ether olefins (**PrSi7** and **PrSi8**, respectively) were treated with 0.002 equivalents (with a target number-average degree of polymerization (DP) of 500) of third-generation Grubbs bispyridyl complex (G3) for two hours (Scheme 1). Initial screening was performed at  $[M]_0 = 500$  mM and the reaction was quenched after 2 h by adding excess ethyl vinyl ether. **PrSi7** was not observed to homopolymerize under these conditions, as no high molecular weight species were observed by SEC (Fig. S3, ESI†). Instead, a peak corresponding to  $\sim 0.4$  kDa was found, consistent with

Department of Chemistry, Massachusetts Institute of Technology, 77 Massachusetts Avenue, Cambridge, MA 02139, USA. E-mail: jaj2109@mit.edu

† Electronic supplementary information (ESI) available. See DOI: <https://doi.org/10.1039/d2cc02718f>





**Scheme 1** Attempts at homopolymerization of bifunctional silyl ether monomers via ROMP. (A) Seven-membered  $^1\text{PrSi7}$  forms isomerized cyclic vinyl silyl ether and cyclic dimer. (B) Eight-membered  $^1\text{PrSi8}$  forms high molecular weight polysilylethers.

formation of  $^1\text{PrSi7}$  cyclic dimer.  $^1\text{H}$  NMR analysis of the crude product revealed a clean mixture of unreacted  $^1\text{PrSi7}$  (63%), the cyclic vinyl silyl ether analog of  $^1\text{PrSi7}$  ( $^1\text{PrSi7-vin}$ , 32%), and traces of the postulated cyclic  $^1\text{PrSi7}$  dimer ( $^1\text{PrSi7-dim}$ , 5%) (Fig. S4, ESI $^\dagger$ ). The cyclic silyl vinyl ether, an olefin isomerization product, was separately synthesized and isolated to confirm its structure (Fig. S5 and S6, ESI $^\dagger$ ).

On the other hand, SEC analysis of the  $^1\text{PrSi8}$  homopolymerization reaction mixture revealed high molecular weight species, consistent with successful ROMP. Therefore, we screened a variety of temperatures to optimize the reaction conditions (Scheme 1 and Table 1, entries 1–5). Initial screening covered a range of low temperatures ( $-78$  °C to  $3$  °C) because performing conventional enthalpy-controlled ROMP at low temperatures can mitigate the entropic penalty of polymerization and drive the reaction toward high-molecular weight polymer;<sup>5</sup> however, we observed higher conversion and number-average molar mass (51.2% conversion,  $M_n = 47.7$  kDa at  $3$  °C) at higher temperatures, indicative of ED-ROMP.<sup>17</sup> Attempts to polymerize

$^1\text{PrSi8}$  at higher temperatures ( $35$  °C to  $60$  °C) led to the formation of a side product we assign as the isomerized silyl vinyl ether (Fig. S11, ESI $^\dagger$ ).

We further investigated the polymerization of  $^1\text{PrSi8}$  by plotting  $\ln([M]_e)$  against  $1/T$  (where  $[M]_e$  is the equilibrium monomer concentration) and extracting thermodynamic parameters from the slope and y-intercept (Fig. S12, ESI $^\dagger$ ). From this analysis, the change in enthalpy ( $\Delta H_p$ ) and entropy ( $\Delta S_p$ ) upon polymerization were found to be  $2.1$  kJ mol $^{-1}$  and  $7.57$  J mol $^{-1}$  K $^{-1}$ , respectively. A small enthalpic component and a favorable entropic component are consistent with the thermodynamic parameters reported for polymerization of related 8-membered siloxanes such as octamethylcyclotetrasiloxane (which is used to generate PDMS under anionic conditions), as the highly flexible polysiloxane chain has more rotational and vibrational microstates available than the cyclic monomer.<sup>18,19</sup>

To investigate the nature of the  $^1\text{PrSi8}$  homopolymerization, simultaneous reactions were set up at room temperature and quenched at different times (Fig. 1A–C and Table 1, entries 6–10). The polymer number-average molar mass as measured by size-exclusion chromatography ( $M_{n,SEC}$ ) increased linearly as a function of monomer conversion while maintaining moderate dispersities (1.10–1.53), suggesting a controlled polymerization (Fig. 1A). A plot of  $\ln([M]/[M]_0)$  as a function of time revealed a linear relationship to 5 min, consistent with pseudo-first order kinetics (Fig. S13 and S14, ESI $^\dagger$ ). Allowing the polymerization to proceed for 1 h produced high  $M_{n,SEC}$  species (136 kDa) and at 2 h, negligible changes to conversion and  $M_n$  were observed, suggesting that the reaction had reached equilibrium (Fig. 1B and Table 1, entries 11, 12).

Low molecular weight features were present in the SEC traces of the unpurified polymers (Fig. 1B), which suggests the formation of cyclic oligomers by backbiting, a common side reaction in ED-ROMP.<sup>11</sup> This behavior is further reflected in a significant difference between the theoretical number-average molar mass ( $M_{n,theo}$ ) and  $M_{n,SEC}$  (Table 1). We hypothesized that oligomer formation could be suppressed by increasing the monomer concentration.<sup>11</sup> Thus, polymerizations were carried out at increasing concentration for several hours to ensure sufficient time to reach equilibrium (Fig. 1C and Table 2, entries 1–5). The relative concentration of cyclic oligomer was estimated by SEC using an RI detector, assuming an equivalent molar RI response. Consistent with expectation, higher concentrations afforded higher molar masses and lower oligomer content; however, a modest increase in dispersity was observed. Precipitation of the quenched reaction into methanol yielded high molecular weight homopolymer ( $M_{n,SEC} = 87$  kDa,  $D = 1.78$ ) and reduced the cyclic oligomer content below 6%.

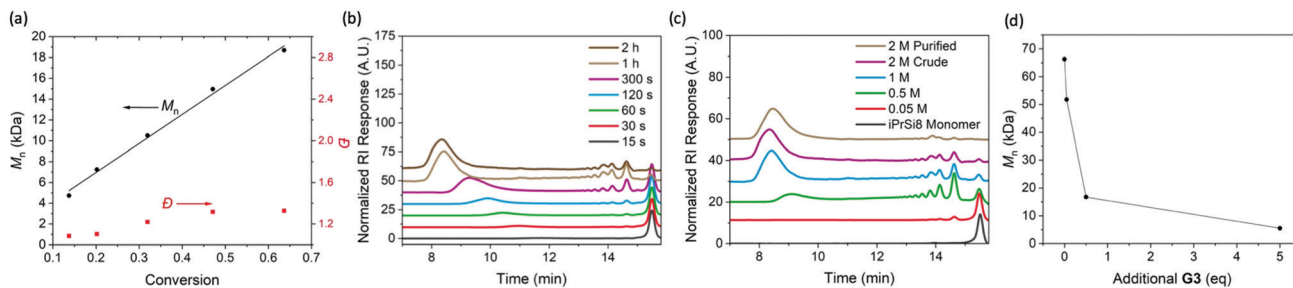
Since ED-ROMP reactions lack a significant enthalpic driving force, the polymerization exists in an equilibrium of rings and chains.<sup>20</sup> We sought to capitalize on this ring-chain equilibrium for depolymerization. Depolymerization was probed by preparing a stock solution of **poly( $^1\text{PrSi8}$ )** (Table 2, entry 2), collecting aliquots, and exposing each to different amounts of **G3**. SEC traces of each depolymerization reaction compared to a reference sample that was not treated with additional **G3**

**Table 1** ROMP of  $^1\text{PrSi8}$  at varying temperatures and kinetics of  $^1\text{PrSi8}$  homopolymerization<sup>a</sup>

Entry	$T$ (°C)	Time (min)	Conv. <sup>b</sup> (%)	$M_{n,theo}$ <sup>c</sup> (kDa)	$M_{n,SEC}$ <sup>d</sup> (kDa)	$D$ <sup>d</sup>
1	-78	120	28.8	31.0	36.5	1.94
2	-18	120	46.7	50.1	41.9	1.50
3	-10	120	47.8	51.2	43.8	1.97
4	0	120	50.7	54.3	46.8	1.63
5	3	120	51.2	55.0	47.7	1.61
6	RT	0.25	7.5	16.1	3.5	1.10
7	RT	0.5	14.4	30.9	6.0	1.12
8	RT	1	23.3	50.2	9.1	1.18
9	RT	2	38.3	82.1	15.1	1.26
10	RT	5	63.6	136	22.8	1.53
11	RT	60	95.4	204	136	1.70
12	RT	120	96.1	206	159	1.76

<sup>a</sup> ROMP was performed in DCM (low  $T$ ) or dioxane (high  $T$ ) under  $N_2$  and quenched with ethyl vinyl ether. A feed ratio of 500:1  $[M]_0:[G3]$  and a monomer concentration of  $[^1\text{PrSi8}]_0 = 500$  mM were used for all reactions. <sup>b</sup> Monomer conversion was determined  $^1\text{H}$  NMR spectroscopy. <sup>c</sup> Theoretical number-average molar mass  $M_{n,theo} = DP_{monomer} \times MW_{monomer}$  where  $DP = \text{feed ratio} \times \text{conversion}$ . <sup>d</sup> Molar mass and dispersity were determined by size-exclusion chromatography in  $CHCl_3$  relative to low dispersity polystyrene standards.



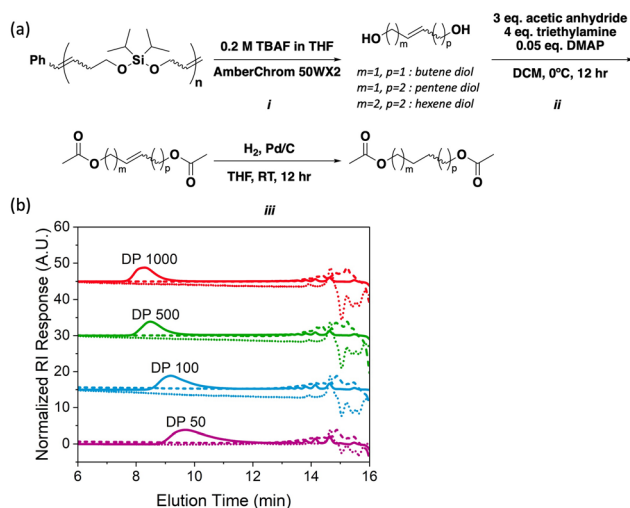


**Fig. 1** Characterization of the polymerization and depolymerization of  $^1\text{PrSi8}$ . (A) Plot of  $M_n$  and  $D$  vs monomer conversion, obtained by a combination of SEC and  $^1\text{H}$  NMR analysis. (B) SEC traces (normalized RI) of **poly( $^1\text{PrSi8}$ )** quenched at different reaction times (correlated to Table 1, entries 6–12). (C) SEC traces of **poly( $^1\text{PrSi8}$ )** prepared at increasing monomer concentration in dioxane (correlated to Table 2, entries 1–5). (D) Polymer size (obtained by SEC) of homopolymer prepared from 500 mM  $^1\text{PrSi8}$  (Table 2, entry 2) as it is exposed to increasing amounts of additional **G3**.

**Table 2** ROMP of  $^1\text{PrSi8}$  at Varying Concentrations and Monomer-to-**G3** Ratios<sup>a</sup>

Entry	$[\text{M}]_0/[\text{G3}]^b$	Conc. <sup>c</sup> (M)	$M_{n,SEC}^d$ (kDa)	$D^d$	Cyclic oligomer content <sup>e</sup> (%)
1	500	0.05	0.42	1.02	100
2	500	0.50	57.7	1.42	68
3	500	1.0	135	1.76	27
4	500	2.0	156	1.86	21
5	500	2.0 <sup>e</sup>	87	1.78	5.6
6	50	2.0	22.4	1.52	—
7	100	2.0	44.1	1.49	—
8	500	2.0	138	1.53	—
9	1000	2.0	183	1.68	—

<sup>a</sup> ROMP was performed in dioxane under  $\text{N}_2$  for 2 h at RT and quenched with ethyl vinyl ether. <sup>b</sup> Feed ratio of monomer to **G3**. <sup>c</sup> Initial monomer concentration. <sup>d</sup>  $M_{n,SEC}$  and  $D$  were determined by SEC in  $\text{CHCl}_3$  relative to low  $D$  polystyrene standards. <sup>e</sup> Calculated from the area percentage of RI chromatographs of SEC.



**Fig. 2** **Poly( $^1\text{PrSi8}$ )** deconstruction and regiochemical analysis. (A) Quantitative fluoride-triggered deconstruction (i), acetylation (ii), and hydrogenation (iii) of **poly( $^1\text{PrSi8}$ )** to yield a mixture of protected saturated diols. (B) SEC traces (normalized RI) of **poly( $^1\text{PrSi8}$ )** of different target DP (solid line, correlated to Table 2, entries 6–9) and subsequent deconstruction with 0.2 M TBAF in THF (dotted line) and 0.5 M HCl in dioxane (dashed line).

demonstrate that the size of the polymer chain can be reduced by an order of magnitude (from 58 kDa to 5.5 kDa) under these conditions (Fig. 1D).  $^1\text{H}$  NMR spectra of the **G3**-treated mixture indicate that the depolymerization mechanism leads to the reformation of  $^1\text{PrSi8}$  monomer in  $\sim 28\%$  yield (Fig. S15, ESI $^\dagger$ ). A similar result was observed for larger homopolymers; treatment of DP 1000 **poly( $^1\text{PrSi8}$ )** (Table 2, entry 9) with 5 eq. **G3** reduced its molar mass from 183 to 16.8 kDa (Fig. S16, ESI $^\dagger$ ).

As noted above, silyl ethers represent robust yet selectively cleavable functional groups that can be exploited for polymer backbone deconstruction;<sup>12</sup> thus, we hypothesized that **poly( $^1\text{PrSi8}$ )** could be chemically deconstructed orthogonally to depolymerization. Samples of **poly( $^1\text{PrSi8}$ )** of various DP were synthesized and subjected to deconstruction conditions (Table 2, entries 6–9). Given the well-established precedent of cleaving Si–O bonds with Brønsted acids and fluoride ions, each polymer was separately exposed to 0.5 M HCl in dioxane or 0.2 M tetrabutylammonium fluoride (TBAF, Fig. 2A, step i) in THF at room temperature for fifteen minutes (Fig. S17 and S19, ESI $^\dagger$ ).<sup>12,14</sup> Under both conditions, no high molecular weight species were detected by SEC (Fig. 2B), suggesting complete backbone deconstruction. We anticipate that by modifying the

steric bulk and polarity of the silyl substituents, different backbone deconstruction rates could be achieved.<sup>12,21</sup>

ED-ROMP reactions are known to involve intra- and intermolecular mechanisms that can alter the regio- and stereochemistry of the growing polymer chain.<sup>11</sup> While it is possible to use methods like  $^1\text{H}$  NMR to characterize homopolymer regio- and stereo-regularity, as was done by Hillmyer and coworkers to determine that the ED-ROMP of ricinoleic acid forms a regiorandom polymer, new methods for the characterization of the microstructure of backbone degradable polymers are of interest. We noticed that the fluoride-mediated deconstruction of **poly( $^1\text{PrSi8}$ )** yields a mixture of isolable diols, the composition of which should encode information about the polymer microstructure (Fig. 2A). Thus, we designed a gas-chromatography mass-spectrometry (GC-MS) assay to characterize the deconstructed product mixture. Initial analysis of the fluoride-deconstructed mixture *via* GC-MS showed six distinct



features: *cis* and *trans* isomers of butene, pentene, and hexene diols, which correspond to head-to-head (HH), head-to-tail or tail-to-head (HT/TH), and tail-to-tail (TT) polymer segments, respectively (Fig. S18, ESI†).

Unfortunately, due to the chemically similar nature of the *cis* and *trans* diol derivatives, complete resolution of this mixture was not possible. Initial attempts to hydrogenate the unprotected diol mixture and simplify analysis were unsuccessful; hydrogenation of small unsaturated diols is known to form several side products, which would bias the product ratio.<sup>22</sup> This obstacle was circumvented by acetylating the unsaturated diol mixture (Fig. 2A, step ii, Fig. S20 and S21, ESI†) and then hydrogenating to yield a mixture of 1,4-diacetoxybutane, 1,5-diacetoxypentane and 1,6-diacetoxylhexane (Fig. 2A, step iii, Fig. S22 and S23, ESI†). Aliphatic acetylated calibration standards were prepared and measured separately (Fig. S24 and S25, ESI†). Using this method, the ratio of HH: HT/TH: TT ratio was found to be 1:2:1 (Fig. S26 and Table S1, ESI†). This observation strongly suggests that the homopolymerization is regiorandom, as a regioregular polymerization would lead to preferential formation of 1,5-diacetoxypentane under these conditions.

Finally, the thermal properties of **poly(<sup>1</sup>PrSi8)** were investigated. The purified polymers appeared as light pink viscous oils at room temperature, the latter of which is consistent with a low glass transition temperature ( $T_g$ ) amorphous material. Thermogravimetric analysis (TGA) revealed high thermal stability of the precipitated **poly(<sup>1</sup>PrSi8)** under nitrogen. At a heating rate of  $10\text{ }^\circ\text{C min}^{-1}$ , the fastest rate of mass loss did not occur until  $486\text{ }^\circ\text{C}$  as might be expected for siloxane- and olefin-containing polymers (Fig. S28, ESI†). Of note, TGA conducted on the crude polymer before precipitation showed multi-stage mass loss, consistent with the non-degradative loss of volatile low-molecular weight species such as the cyclic oligomers observed in the SEC traces of the crude mixture.

No major thermal transitions, including  $T_g$ , were detectable above  $-75\text{ }^\circ\text{C}$  *via* differential scanning calorimetry (DSC) (Fig. S29, ESI†). This result is consistent with other siloxane-containing polymers such as PDMS, which have glass transition temperatures as low as  $-123\text{ }^\circ\text{C}$ .<sup>23</sup> Additionally, **poly(<sup>1</sup>PrSi8)** contains both *cis* and *trans* olefins in its backbone and a mixture of 4-, 5-, and 6-carbon linkages between silyl ethers; this combination of stereo- and regio-irregularity is likely to render crystallization difficult. Subsequently, ultra-low temperature DSC conditions were pursued to identify a  $T_g$  for these materials. A heating rate of  $20\text{ }^\circ\text{C min}^{-1}$  revealed that a discernible glass transition occurs at  $-88\text{ }^\circ\text{C}$  (Fig. S30, ESI†). Therefore, **poly(<sup>1</sup>PrSi8)** represents an ultra-low- $T_g$  polymer that is also highly resistant to crystallization, potentially facilitating applications in low-temperature environments.

In summary, previously unreported polysilylether homopolymers<sup>24,25</sup> were synthesized *via* ED-ROMP, characterized, and deconstructed. ED-ROMP of an 8-membered cyclic silyl ether olefin yielded high molecular weight polymer with an ultra-low  $T_g$  ( $-88\text{ }^\circ\text{C}$ ), while the analogous 7-membered cyclic

monomer did not homopolymerize under the same conditions. We demonstrate that these materials can undergo rapid backbone degradation upon both acid and fluoride treatment and partial depolymerization with G3. Further studies on the copolymerization of silyl ether monomers with ROMP-active olefins to afford deconstructable hydrocarbon-based polymers are underway.

We thank the National Science Foundation (Graduate Research Fellowship) for supporting this work.

## Conflicts of interest

There are no conflicts to declare.

## References

- D. M. Lynn, S. Kanaoka and R. H. Grubbs, *J. Am. Chem. Soc.*, 1996, **118**, 784–789.
- P. Schwab, M. B. France, J. W. Ziller and R. H. Grubbs, *Angew. Chem., Int. Ed. Engl.*, 1995, **34**, 2039–2041.
- J. A. Love, J. P. Morgan, T. M. Trnka and R. H. Grubbs, *Angew. Chem., Int. Ed.*, 2002, **41**, 4035–4037.
- A. R. Hlil, J. Balogh, S. Moncho, H. L. Su, R. Tuba, E. N. Brothers, M. Al-Hashimi and H. S. Bazzi, *J. Polym. Sci., Part A: Polym. Chem.*, 2017, **55**, 3137–3145.
- Z. Chen, J. P. Claverie, R. H. Grubbs and J. A. Komfield, *Macromolecules*, 1995, **28**, 2147–2154.
- P. Hodge and H. M. Colquhoun, *Polym. Adv. Technol.*, 2005, **16**, 84–94.
- M. J. Marsella, H. D. Maynard and R. H. Grubbs, *Angew. Chem., Int. Ed. Engl.*, 1997, **36**, 1101–1103.
- J. A. Nowalk, C. Fang, A. L. Short, R. M. Weiss, J. H. Swisher, P. Liu and T. Y. Meyer, *J. Am. Chem. Soc.*, 2019, **141**, 5741–5752.
- F. N. Behrendt, A. Hess, M. Lehmann, B. Schmidt and H. Schlaad, *Polym. Chem.*, 2019, **10**, 1636–1641.
- C. W. Bielawski and R. H. Grubbs, *Prog. Polym. Sci.*, 2007, **32**, 1–29.
- R. Ogawa and M. A. Hillmyer, *Polym. Chem.*, 2021, **12**, 2253–2257.
- P. Shieh, H. V. T. Nguyen and J. A. Johnson, *Nat. Chem.*, 2019, **11**, 1124–1132.
- P. Shieh, M. R. Hill, W. Zhang, S. L. Kristufek and J. A. Johnson, *Chem. Rev.*, 2021, **121**(12), 7059–7121.
- P. Shieh, W. Zhang, K. E. L. Husted, S. L. Kristufek, B. Xiong, D. J. Lundberg, J. Lem, D. Veysset, Y. Sun, K. A. Nelson, D. L. Plata and J. A. Johnson, *Nature*, 2020, **583**, 542–547.
- K. E. L. Husted, P. Shieh, D. J. Lundberg, S. L. Kristufek and J. A. Johnson, *ACS Macro Lett.*, 2021, **10**, 805–810.
- S. J. Clarson, K. Dodgson and J. A. Semlyen, *Polymer*, 1985, **26**, 930–934.
- A. K. Pearce, J. C. Foster and R. K. O'Reilly, *J. Polym. Sci., Part A: Polym. Chem.*, 2019, **57**, 1621–1634.
- C. L. Lee and O. K. Johansson, *J. Polym. Sci., Part A: Polym. Chem.*, 1966, **4**, 3013–3026.
- A. Duda and A. Kowalski, *Thermodynamics and Kinetics of Ring - Opening Polymerization*, Wiley-VCH, 2009.
- S. Strandman, J. E. Gautrot and X. X. Zhu, *Polym. Chem.*, 2011, **2**, 791–799.
- M. C. Parrott, J. C. Luft, J. D. Byrne, J. H. Fain, M. E. Napier and J. M. Desimone, *J. Am. Chem. Soc.*, 2010, **132**, 17928–17932.
- M. G. Musolino, C. M. S. Cutrupi, A. Donato, D. Pietropaolo and R. Pietropaolo, *J. Mol. Catal. A: Chem.*, 2003, **195**, 147–157.
- I. Bahar, I. Zuniga, R. Dodge and W. L. Mattice, *Macromolecules*, 1991, **24**, 2986–2992.
- C. Cheng, A. Watts, M. A. Hillmyer and J. F. Hartwig, *Angew. Chem., Int. Ed.*, 2016, **55**, 11872–11876.
- H. Fouilloux, M. N. Rager, P. Ríos, S. Conejero and C. M. Thomas, *Angew. Chem., Int. Ed.*, 2022, **61**, e202113443.

