



Cite this: *RSC Adv.*, 2018, 8, 33828

Received 30th July 2018
 Accepted 6th September 2018

DOI: 10.1039/c8ra06423g

rsc.li/rsc-advances

Arylhydrazines: novel and versatile electrophilic partners in cross-coupling reactions

Akram Hosseinian,^a Robab Mohammadi,^b Sheida Ahmadi,^b Aazam Monfared^b and Zahra Rahmani^c

Arylhydrazines are extremely valuable compounds in organic chemistry that are widely used for the synthesis of a variety of biologically active molecules such as indoles, indazoles, pyrazoles, aryltriazoles, β -lactams and quinazolines. These compounds have also been widely utilized as arylation agents in oxidative cross-coupling reactions. In this review, we will highlight the most important explorations and developments in the carbon–carbon and carbon–heteroatom (nitrogen, phosphorus, sulfur, and selenium) cross-coupling of arylhydrazines. The literature has been surveyed from 2001 to June 2018.

1 Introduction

Cross-coupling reactions have emerged as one of the most important and versatile synthetic tools in modern organic synthesis which facilitate the formation of either carbon–carbon¹ or carbon–heteroatom bonds² *via* the connection of electrophilic and nucleophilic fragments. Although various carbon and heteroatom-centered nucleophilic partners have been explored in this arena during the past few decades, electrophilic counterparts have been substantially limited to

organic halides and triflates.³ Unfortunately, the cross-coupling reactions with the use of organic halides as electrophilic partners are associated with some drawbacks such as: (i) the high cost of organic bromides and iodides, (ii) very low reactivity of organic chlorides, and (iii) environmental toxicity of some organic halides. These disadvantages can make the organic halides undesirable for industrial applications.⁴ Triflates are excellent coupling partners in most cross-coupling reactions. However, they are unstable, expensive, and liberate potentially genotoxic triflic acid as a by-product.⁵ The use of diazonium salts as alternative or complementary electrophiles for cross-coupling reactions have been the subject of a number of studies in recent years.⁶ However, the high reactivity of these salts towards a broad range of nucleophiles⁷ and instability of some of them at room temperature⁸ limited their practical synthetic applications. Therefore, there is still further need for

^aSchool of Engineering Science, College of Engineering, University of Tehran, P. O. Box 11365-4563, Tehran, Iran. E-mail: hoseinian@ut.ac.ir

^bDepartment of Chemistry, Payame Noor University, P. O. Box 19395-3697, Tehran, Iran

^cDepartment of Chemistry, Tabriz Branch, Islamic Azad University, Tabriz, Iran



Akram Hosseinian was born in Ahar, Iran, in 1973. She received her B.S. degree in Pure Chemistry from University of Tehran, Iran, and her M.S. degree in inorganic chemistry from Tarbiat Modares University, Tehran, Iran, in 2000 under the supervision of Prof. A. R. Mahjoub. She completed her PhD degree in 2007 under the supervision of Prof. A. R. Mahjoub. Now she is working at University of Tehran

as Associate Professor. Her research interests include inorganic and organic synthesis, new methodologies in nano material synthesis.



Robab Mohammadi was born in Tabriz, Iran, in 1979. She received her B.S. degree in Pure Chemistry from University of Tabriz, Iran, and her M.S. degree in applied chemistry from Islamic Azad University, Tabriz Branch, Tabriz, Iran, in 2008 under the supervision of Dr L. Edjlali. She received her PhD degree in 2012 under the supervision of Prof. M. Rabani and Prof. B. Massoumi from Islamic

Azad University, Tehran Shomal Branch, Tehran, Iran. Now she is working at Payame Noor University of Tabriz as Associate Professor. Her research interests include nano materials synthesis and new methodologies in material synthesis.



broadening the scope of electrophilic coupling partners to achieve unique organic transformations that are not obtainable through known approaches.

Arylhydrazine as the alternative or complementary electrophilic partners for the cross-coupling reactions have attracted considerable attention in recent years.⁷ These compounds have been successfully utilized as coupling partners in various carbon-carbon and carbon-heteroatom cross-coupling reactions. Interestingly, nitrogen gas and water are the only by-products of C-N bond cleavage of arylhydrazines thus these compounds can be considered as environmentally friendly arylating agents for oxidative cross-coupling reactions. It should be mentioned that a variety of methods have been developed for the synthesis of these compounds. Some of the most popular methods for their preparation include: (i) the oxidation of anilines to the corresponding diazonium salts, followed by reduction with tin(II) compounds;⁹ (ii) aromatic nucleophilic substitution reaction of aryl halides with hydrazine;¹⁰ and (iii)

transition metal catalyzed cross-coupling reaction between aryl halides and hydrazine.¹¹

Since a large number of developments in the denitrogenative coupling of aryl hydrazines with various carbon and heteroatom-centered nucleophilic partners have occurred from 2001 to present, a comprehensive review on this explosively growing field seems to be timely. In continuation of our recent published reviews,¹² herein, we will highlight the most important developments in the arena of C-C and C-X cross-coupling of arylhydrazines by hoping that it will stimulate researchers to further research in this interesting field.

2 Carbon-carbon cross-couplings

2.1 Suzuki coupling

Palladium-catalyzed Suzuki cross-coupling reaction between arylboronic acids and aryl (pseudo)halides is one of the most powerful methods for the formation of bi(het)aryls.¹³ High tolerance to functional groups, low toxicity of the arylboronic acids and commercial availability of many organoboron compounds were the advantages, mentioned for this reaction. Arylhydrazines as efficient electrophilic partners for Suzuki coupling reactions have attracted considerable interest in recent years.

In 2014, Xu and Gao along with their co-workers discovered the first Pd-catalyzed cross-coupling reaction of arylboronic acids **1** with arylhydrazines **2** via C-N bond cleavage to provide the biaryls **3** (Scheme 1).¹⁴ Various transition-metal catalysts, ligands, acids, and solvents were carefully tested in order to optimize the reaction conditions and the combination of Pd(OAc)₂/PPh₃/PivOH as a catalytic system in NMP proved most effective. The optimized protocol resulted in functionalized biaryls **3** in moderate to excellent yields and tolerated a broad range of common functional groups such as chloro, fluoro, nitro, amino, acid, and ether functionalities. This made possible the further elaboration of the products. It should be mentioned that boronic esters and potassium



Sheida Ahmadi was born in Miyaneh, Iran. He has received her B.S. degree in Applied Chemistry from Islamic azad University, Tehran, Iran, in 1997, and her M.S. degree in inorganic chemistry from Shahid Bahonar University, kerman, Iran, in 2007 under the supervision of Prof. S. J. Fatemi. She received her PhD degree in 2017 under the supervision of Prof. M. Hakimi in Payam Noor university, Tehran,

Iran. Now she is working at Payame Noor University of Tehran as assistant professor. Her research interests include inorganic polymer, synthesis of the inorganic complexes and bioinorganic chemistry.



Aazam Monfared was born in Tehran, Iran, in 1965. She received her B.S. degree in Pure Chemistry from University of Shahid Beheshti, Tehran, Iran, and her M.S. degree in Organic chemistry from Shahid Beheshti University, Tehran, Iran, in 1991 under the supervision of Prof. A. Rustaiyan. She received her PhD degree in 1999 under the supervision of Prof. A. Rustaiyan in Shahid Beheshti

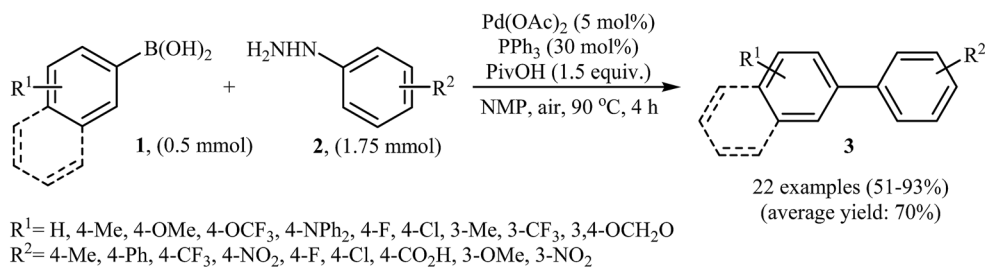
University, Tehran, Iran. Now, she is working at Payame Noor University of Tehran as Associate Professor. Her research interests include organic synthesis, phytochemistry, drug synthesis, nano chemistry, methodologies and theoretical chemistry.



Zahra Rahmani was born in Takab, Iran, in 1985. She received her B.S. degree in Applied chemistry from University of Urmia, Iran, and her M.S. degree in organic chemistry from Payam Noor university, Zanjan, Iran, in 2012 under the supervision of prof. E. Vessally. She currently is a PhD student in organic chemistry under the supervision of prof. E. Vessalli in Islamic Azad University, Tabriz,

Iran. Her doctoral thesis examines the interaction of boron nitride and aluminum nitride nano structures with some sulfonamide drugs. Now, she is working at Zarshuran Gold Company of Takab as Laboratory supervisor.





Scheme 1 Direct denitrogenative cross-coupling of arylboronic acids 1 with arylhydrazines 2.

aryltrifluoroborates failed to participate in this coupling reaction. In addition the reaction did not give good yields with heteroarylhydrazines. The authors have proposed a mechanistic cycle (Scheme 2) which starts with the formation of palladiaziridine complex **A** by the reaction between arylhydrazine **2** and $\text{Pd(II)}_2\text{L}_2$, which undergoes oxidative addition with $\text{Pd(0)}_2\text{L}_2$ to furnish the palladium(II)-centered complex **B** via C–N bond cleavage. Next, protonolysis of complex **B** leads to the aryl palladium complex **C** and the palladiaziridine complex **D**, which was decomposed into $\text{Pd(0)}_2\text{L}_2$, N_2 , and H_2O by air. Subsequently, the reaction of arylpalladium complex **C** with arylboronic acid **1** affords palladium(II) biaryl intermediate **E** which undergoes C–C reductive elimination to yield the expected product **3** and $\text{Pd(0)}_2\text{L}_2$. Finally, reoxidation of Pd(0) by air with the assistance of a ligand and an acid regenerates the Pd(II) catalyst.

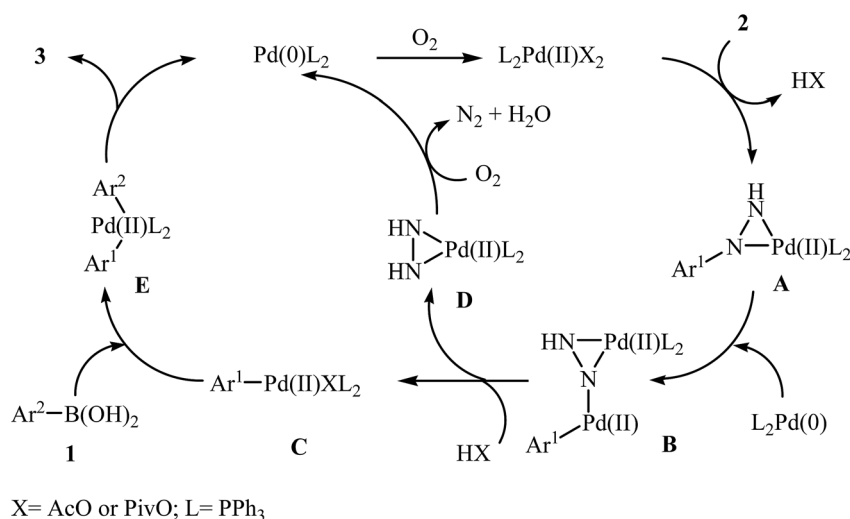
In the same year, Liu, Zhou, and Peng independently reported a similar Suzuki coupling of arylhydrazines using $\text{PdCl}_2(\text{PPh}_3)_2/\text{K}_2\text{CO}_3$ as the catalyst system and *p*-toluenesulfonyl chloride (TsCl) as the activation reagent in the most significant green solvent, water (Scheme 3).¹⁵ 5 mol% of Pd catalyst was sufficient to catalyze the Suzuki cross-coupling of several (het)aryl boronic acids **4** with various *ortho*, *meta*, and *para* substituted arylhydrazines **5** to give corresponding biaryls **6** in good to high yields. It is noted that other palladium

catalysts such as Pd(OAc)_2 , PdCl_2 , $\text{Pd(PPh}_3)_4$, and $\text{PdCl}_2(\text{PhCN})_2$ were also found to promote this coupling reaction; however, in lower yields. No reaction occurred in the absence of the catalyst.

Very recently, Wang and co-workers reported an extension of Pd-catalyzed Suzuki coupling of arylhydrazines to the potassium aryltrifluoroborate coupling partners.¹⁶ Thus, in the presence of only 1 mol% of water-soluble $\text{Pd(NH}_3)_2\text{Cl}_2$ as a catalyst, 2 mol% of $\text{CuCl}_2 \cdot 2\text{H}_2\text{O}$ as a co-catalyst and 1.0 equiv. of K_2CO_3 as a base in water at room temperature, C–C coupling of (het)aryltrifluoroborates **7** with (het)arylhydrazide hydrochlorides **8** furnished functionalized biaryls **9** in good to excellent yields (Scheme 4). The author proposed mechanism for this denitrogenative cross-coupling reaction is given in Scheme 5.

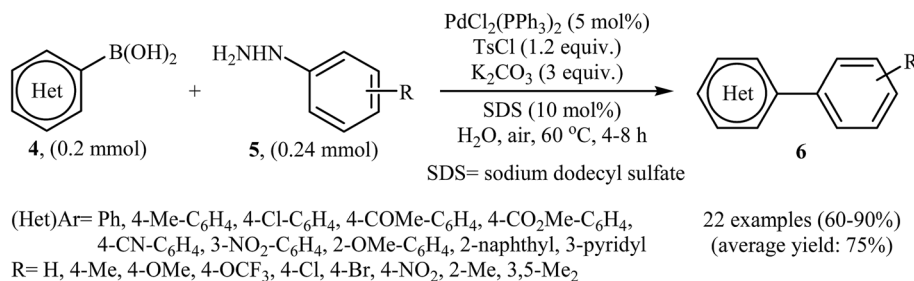
2.2 Hiyama coupling

Denitrogenative Hiyama cross-coupling of aryl silanes with arylhydrazines has been scarcely studied; in fact, only one example of such a reaction was reported in the literature. In this report, Zhang and Wang along with their co-workers synthesized a range of biaryls **12** through the reaction between aryl silanes **10** and arylhydrazines **11** employing $\text{Pd(PhCN)}_2\text{Cl}_2$ as a catalyst, tetra-*n*-butylammonium fluoride (TBAF) as a fluoride source and camphorsulfonic acid (CSA) as proton source (Scheme 6).¹⁷ The reactions were carried out in THF at 50 °C,



Scheme 2 Mechanism that accounts for the formation of biaryls 3.



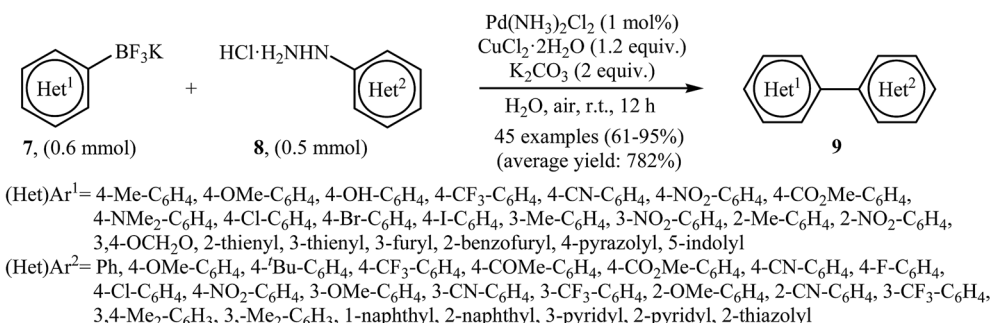


Scheme 3 Pd-catalyzed Suzuki cross-coupling of (het)aryl boronic acids 4 with aryldiazines 5 in water.

tolerated a variety of sensitive functional groups (*e.g.*, F, Br, Cl, I, OMe, OH, NH₂, NO₂, CN) and generally provided the desired biaryls **12** in good to excellent yields. Heteroaromatic substrates, such as 2-thienylhydrazine, 2-pyridylhydrazine, 5-hydrazinyl-1*H*-tetrazole, and 3-(triethoxysilyl)pyridine were also well tolerated by the reaction condition employed. It is noted that the author proposed mechanism for this transformation is most similar to the one described in Scheme 2.

2.3 Arylation of alkenes

One of the most important C–C coupling reactions is the palladium catalyzed reaction between activated alkenes and unsaturated halides, known as the Heck coupling reaction.¹⁸ In 2011, the group of Loh reported the first example of palladium-catalyzed Heck-type cross-coupling of olefins with aryldiazines, in which the C–N bond was selectively cleaved *via* oxidative addition.¹⁹ The combination of Pd(OAc)₂,

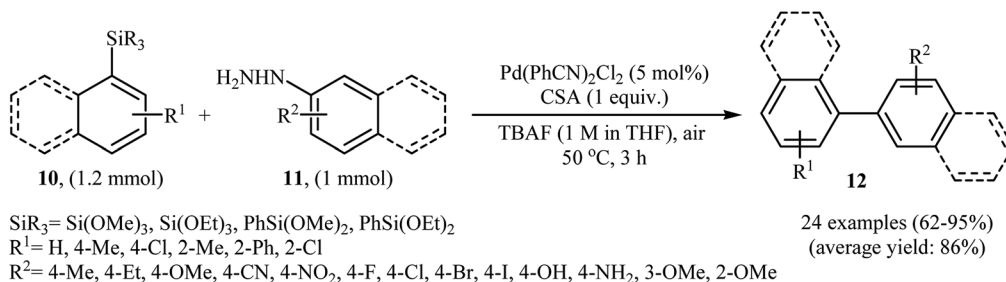


Scheme 4 Wang's synthesis of biaryls 9.



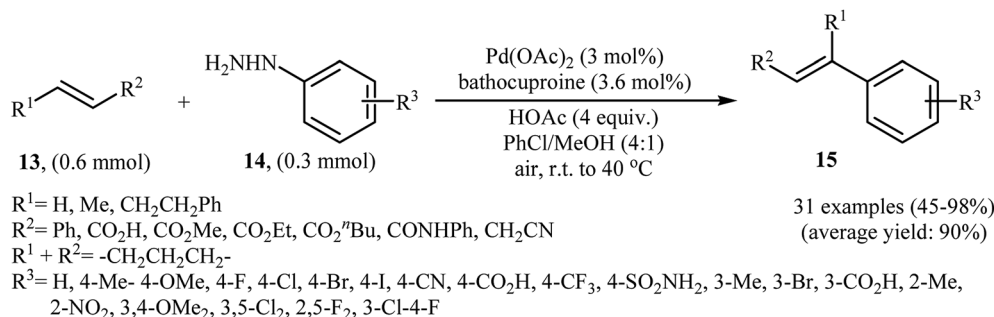
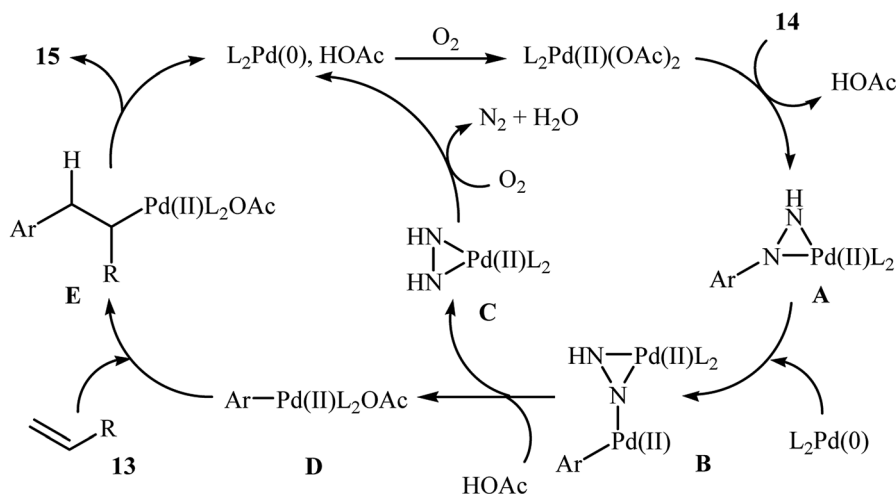
Scheme 5 Plausible mechanism for the formation of biaryls 9.



Scheme 6 Denitrogenative Hiyama cross-coupling of aryl silanes **10** with arylhydrazines **11** developed by Zhang.

bathocuproine and HOAc showed a good reactivity towards this reaction. Both electron-donating and electron-withdrawing alkynes **13** and a variety of *ortho*-, *para*-, and *meta*-substituted arylhydrazines **14** were well tolerated and transformed to the corresponding arylalkenes **15** in moderate to almost quantitative yields (Scheme 7). It is worth noting that excellent chemoselectivities were observed when halophenylhydrazines were employed in this coupling reaction, which indicated that the C–N bond was much more facile to be cleaved under these conditions. The proposed mechanism for this Heck-type cross-coupling reaction is a little bit complex involving an initial interaction between the arylhydrazone **14** with palladium

catalyst to give palladiaziridine complex **A**, which inserts another atom of Pd generating the two palladium(II) centered complex **B**. Protonolysis of this intermediate forms the palladiaziridine complex **C** and the aryl palladium complex **D**. Next, intermediate **D** reacts with olefin **13** in a Heck reaction manner to generate desired arylalkene **15** and the Pd(0) species. Simultaneously, in the presence of oxygen, palladiaziridine complex **C** collapses to give palladium(0), nitrogen gas, and water (Scheme 8). Shortly afterwards, X. Liu and his team applied this methodology in the synthesis of biologically important aryl-C-glycosides by direct coupling of inactivated glycols with aryl hydrazines.²⁰

Scheme 7 Pd(II)-catalyzed C–C bond formation of alkynes **13** with arylhydrazines **14** reported by Loh.

Scheme 8 Mechanistic proposal for the reaction in Scheme 7.



In a related investigation, recently, J. Liu and co-workers also showed that arylalkenes **18** were successfully formed from corresponding terminal alkenes **16** and arylhydrazines **17** in a simple process employing Pd(OAc)₂ as a catalyst, Et₃N as a base, and TsCl as an activation reagent (Scheme 9).²¹ It is worth noting that the presence of TsCl is crucial to the success of the reaction, no product was observed in the absence of TsCl. According to the authors proposed mechanism, this transformation proceeds through the formation of a *N'*-tosyl arylhydrazine intermediate **A** from the reaction of arylhydrazine **17** with TsCl, followed by dehydrogenation of this intermediate **A** in the presence of base and Pd(II)-catalyst to give the diazene intermediate **B** that is in equilibrium with the corresponding diazonium ion **C**. Next, oxidative addition of intermediate **C** to the *in situ* generated Pd(0) yields the organopalladium intermediate **D**, which reacts with olefin **16** to form intermediate **E**. Finally, degeneration of **E** affords the observed coupling product **18**. This process allows the regeneration of Pd(0), which is further oxidized by air to provide the Pd(II)-catalyst (Scheme 10).

An interesting study about radical mediated arylation of 2-substituted naphthoquinones **19** in the preparation of 3-

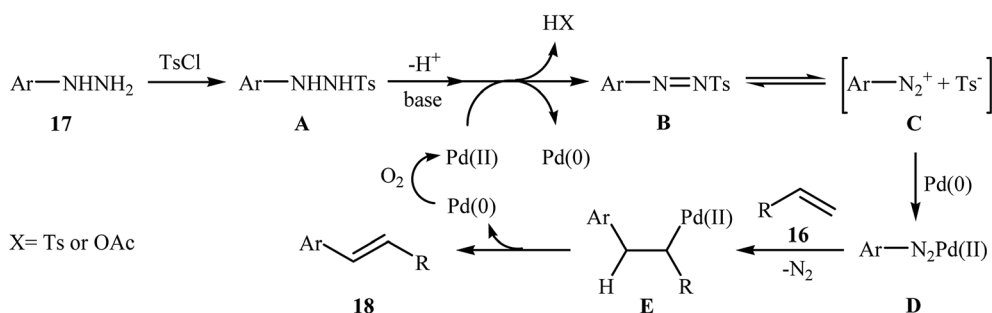
arylated naphthoquinones **21**, using arylhydrazines **20** as the aryl source, and *o*-iodoxybenzoic acid (IBX) as oxidant, was published by Akamanchi and co-workers (Scheme 11).²² Solvent has a dramatic role in the reaction and among the common solvents [*e.g.*, MeCN, DMSO, THF, CHCl₃, and toluene]; acetonitrile was the most effective solvent since it provided a better solubility of IBX. The reaction in DMSO was found to be vigorous and resulted in multiple side products with exothermicity. Under optimized conditions, the reaction tolerated various common functional groups such as fluoro, chloro, bromo, amino, and hydroxy functionalities and gave the expected products in good yields. It is noted that unsubstituted 1,4-naphthoquinone provided a mixture of the mono and di-arylated products. The author proposed mechanism for the formation of arylated naphthoquinones **21** is shown in Scheme 12.

2.4 Sonogashira coupling

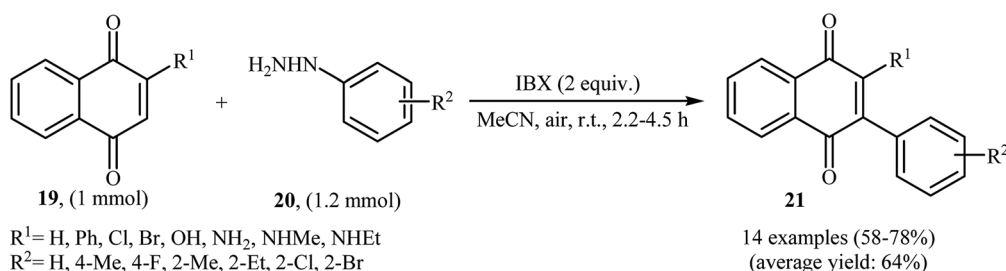
The palladium-catalyzed cross-coupling between sp-hybridized carbon atoms of terminal acetylenes and sp²-hybridized carbon atoms of aryl (pseudo)halides is an important method



Scheme 9 Synthesis of arylalkenes **18** through Pd(II)-catalyzed coupling of terminal alkenes **16** with arylhydrazines **17**.

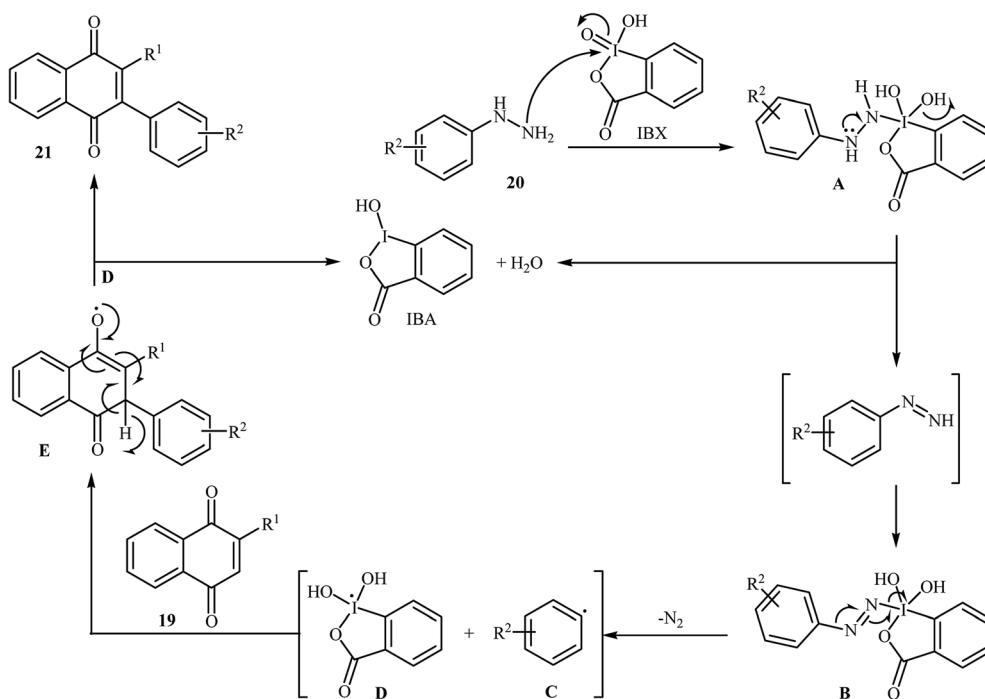


Scheme 10 Mechanistic proposal for the formation of arylalkenes **18**.



Scheme 11 Akamanchi's synthesis of 3-arylated naphthoquinones **21**.





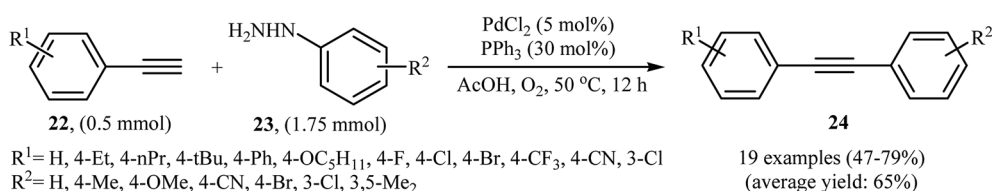
Scheme 12 Mechanistic explanation of the synthesis of 3-arylated naphthoquinones 21.

for C(sp)-C(sp²) bonds formation and has been widely employed in an array of synthetic reactions.²³ Recently, Zhao and Song reported a protocol for direct arylation of terminal alkynes with arylhydrazines.²⁴ With the PdCl₂/PPh₃ catalytic system, acetic acid and DMF solvent, a range of aromatic terminal alkynes 22 were directly arylated with various electron-rich and electron-poor arylhydrazines 23 to give corresponding internal aromatic alkynes 24 in moderate to good yields (Scheme 13). However, aliphatic terminal alkynes did not work well in this reaction. High yielding synthesis of bromine-substituted internal alkynes, which could not be readily obtained in traditional Sonogashira couplings, mild reaction conditions, and scalability were the main advantages mentioned for this synthetic strategy. It should be mentioned that the direct use of commercially available arylhydrazine hydrochlorides as the substrates did not lead to the desired products. Thus, pretreatment of these hydrochloride salts with NaOH is required. According to the author proposed mechanism this reaction proceeds along the similar mechanistic pathway that described in Scheme 8. To the best of our awareness, this is the only example of Sonogashira-type aerobic oxidative coupling of arylhydrazines with terminal alkynes reported so far.

2.5 Direct C-H arylation of arenes

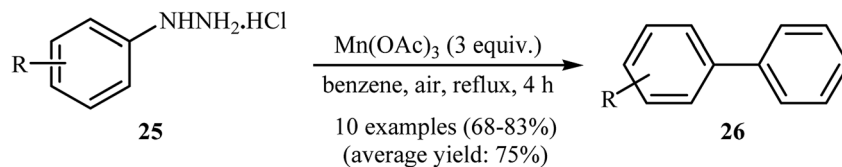
One of the first general reports on the direct C-H arylation of simple arenes with arylhydrazines was published in 2001, by Demir *et al.*²⁵ They showed that heating of functionalized arylhydrazines 25 in refluxing benzene in the presence of 3 equiv. of Mn(OAc)₃·2H₂O gave the desired biaryls 26 in good to high yields (Scheme 14). It is worthy to note that the electronic character of the substituents in the arylhydrazines had little effect on the facility of the reaction. Generally, both electron-rich and electron-poor arylhydrazines were well tolerated. Moreover, the substrate scope was successfully extended to use heteroaryl hydrazines coupling components. Seven years later, the same authors have further improved the efficiency of this protocol by performing the process in the presence of 3 equiv. of KMnO₄ in benzene-AcOH (10 : 1).²⁶

Shortly afterwards, the group of Heinrich extended the substrate scope of this chemistry to a variety of anilines and obtained a range of 2-aminobiphenyls 29 in modestly to good yields *via* the treatment of *para*-substituted anilines 27 with arylhydrazines 28 in the presence of over stoichiometric amounts of MnO₂ as the oxidant in MeCN at room temperature (Scheme 15a).²⁷ Notably, in the cases of unsubstituted aniline



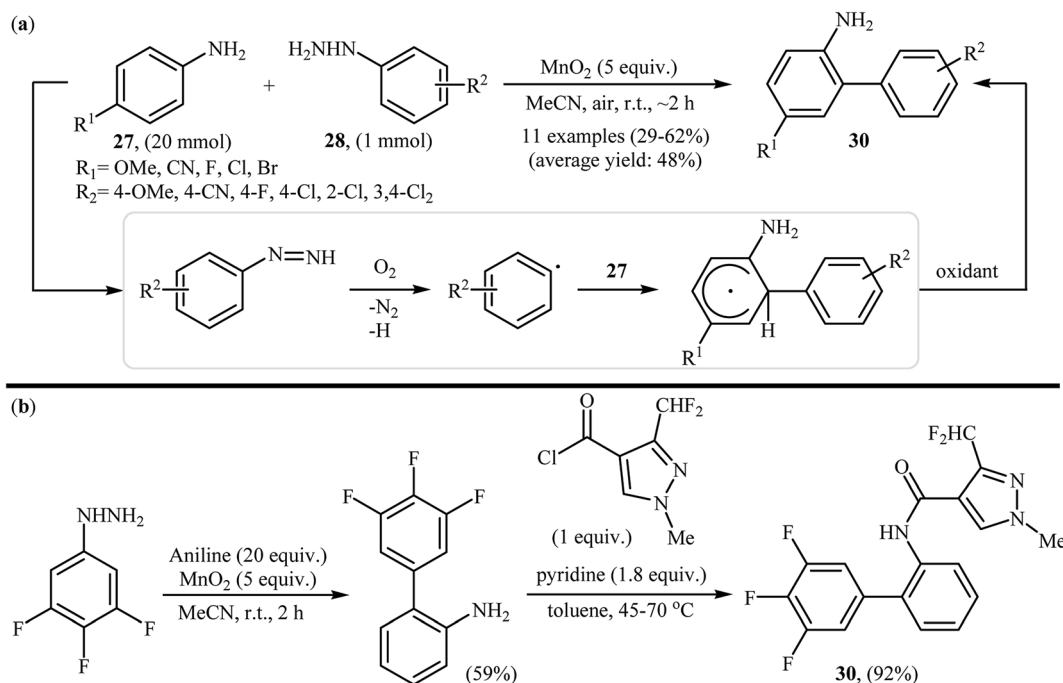
Scheme 13 Palladium-catalyzed Sonogashira reaction of aromatic terminal alkynes 22 with functionalized arylhydrazines 23.



Scheme 14 Mn(OAc)₃-mediated oxidative coupling of benzene with arylhydrazines 25.

a mixture of 2-aminobiphenyls and 4-aminobiphenyls were formed. Other oxidants were also found to promote the reaction [e.g., Mn(OAc)₃, KMnO₄, KO₂, NaIO₄, H₂O₂]; however, in lower yields. It is interesting to note that comparative studies showed that anilines were significantly better aryl radical acceptors than nitrobenzenes or phenyl ethers. The authors also successfully showed the application of this procedure for the high yielding syntheses of Xemium 30; a novel commercially available fungicide (Scheme 15b). Subsequent study by the same group showed that the same set of 2-aminobiphenyls could be prepared in moderate yields by performing the reaction in aqueous sodium hydroxide (1 M) under air atmosphere.²⁸ In a closely related investigation, Zeng and Zou along with their co-workers also described that air-promoted direct radical arylation of 4-substituted anilines with arylhydrazines in the presence of NaOH as a base in binary solvent MeCN/H₂O with ratio 3 : 2 produced corresponding 2-aminobiphenyls in moderate to good yields.²⁹ Shortly afterwards, the same research team slightly improved the efficiency of this reaction in the terms of yield employing CoPc as a catalyst and Et₃N as the base in MeCN.³⁰

Inspired by these works, Li and Ye presented an elegant Pd-catalyzed regioselective *ortho*-sp² C–H arylation of azoarenes 31 with arylhydrazines 32 using 10 mol% of commercially available Pd(OAc)₂ as the catalyst under ligand-free conditions.³¹ The reaction were carried out in MeCN under air atmosphere, tolerated a variety of functional groups, and generally provided the expected coupling products 33 in moderate to good yields (Scheme 16). However, sterically hindered *ortho*-substituted arylhydrazines failed to enter into the reaction. The results proved that the electronic character of the substituents in azoarenes had a strong effect on the rate of reaction. While electron-donating groups gave the desired products in good yields, the electron-withdrawing groups resulted in a relatively poor to moderate yields. Notably, no *para*-substituted compound was found by the reaction conditions employed. The author proposed reaction mechanism is outlined in Scheme 17. A possible process for the formation of compounds 33 should involve the formation of diazene **A** via oxidation of arylhydrazine 32 with Pd^{II}, followed by oxidation of this intermediate with air oxygen to give the radical intermediate **B**, which after release of a molecular nitrogen delivers the aryl radical **C**.

Scheme 15 (a) MnO₂-mediated regioselective C2-arylation of anilines 27 with arylhydrazines 28; (b) Heinrich's synthesis of Xemium 30.



Scheme 16 Pd-catalyzed regioselective 2-arylation of azoarenes **31** with arylhydrazines **32**.

Simultaneously, the reaction of Pd^{II} catalyst with azoarene **31** affords a palladacyclic intermediate **D**. Then, reaction of radical **C** with intermediate **D** under heating and oxygen produces a Pd^{IV} or Pd^{III} intermediate **E**. Finally, reductive elimination of this intermediate affords the desired product **33**. Recently, the methodology was extended to a series of aromatic diamines, using K₂CO₃ as the base and DMSO as the solvent, and the bicyclic diamines were obtained in reasonable yields.³²

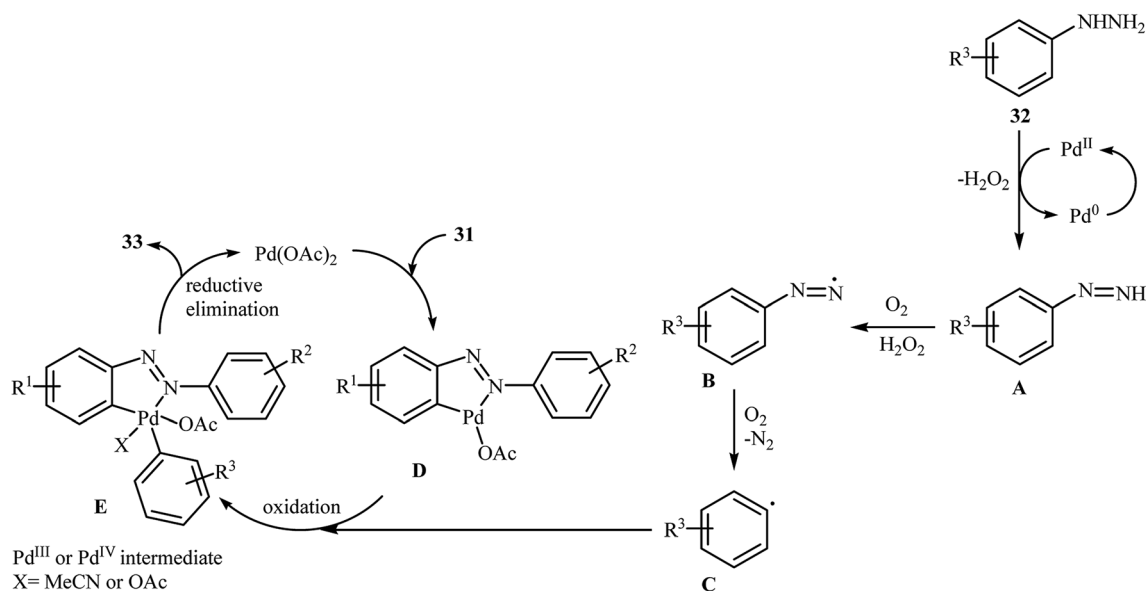
2.6 Direct C–H arylation of heteroarenes

2.6.1 O-Heteroaromatics. One of the earliest reports on the direct C–H arylation of heteroarenes with arylhydrazines, has been reported by Demir and co-workers in 2002, when furan and thiophene underwent radical arylation with arylhydrazines **34** in the presence of 3 equiv. of Mn(OAc)₃ as an oxidant to form corresponding 2-arylfurans **35** and 2-arylthiophenes **35'**, respectively (Scheme 18).³³ The expected heterobiaryls were obtained in poor to almost moderate yields. It is noted that the reaction required high temperature (reflux) and a large excess of heteroarene (~200 equiv.), used as both reactant and solvent.

Thirteen years later, Yadav and co-workers developed a simple and efficient base-mediated coupling reaction between functionalized coumarins **36** and arylhydrazines **37** for the

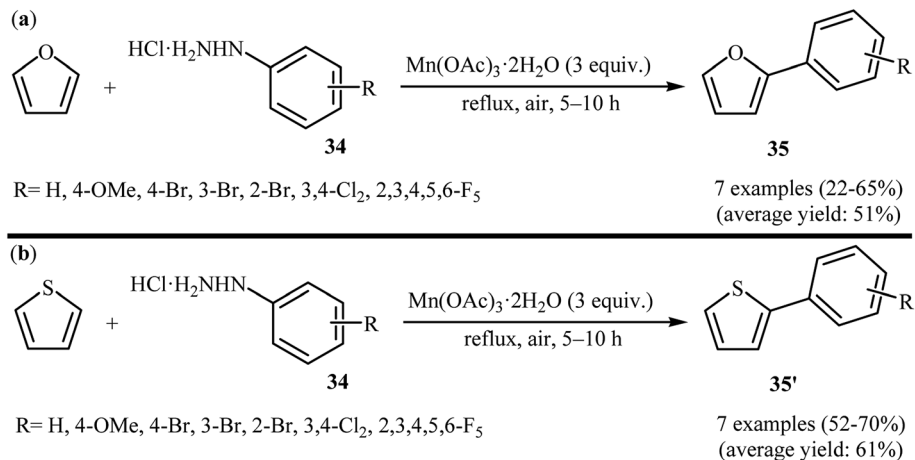
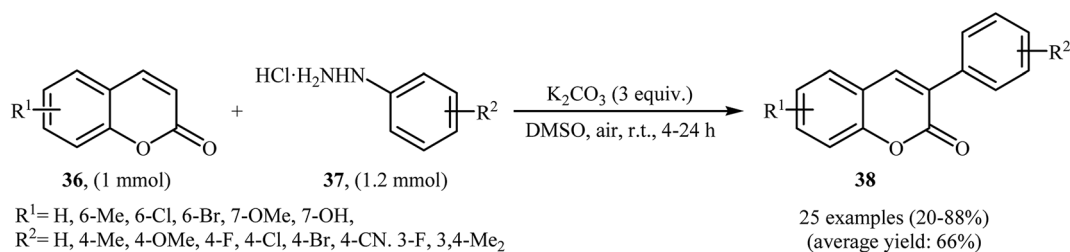
regioselective synthesis of α -arylated coumarins **38** (Scheme 19).³⁴ K₂CO₃ was more suitable compared to the other base (*e.g.* Na₂CO₃, Ag₂CO₃, Cs₂CO₃, NaOEt, PIDA, TBHP, K₂S₂O₈) for this transformation. Solvent has a dramatic role in the reaction and among the common solvents (*e.g.* MeOH, DMF, DMA, DMSO, NMP); DMSO was the most effective solvent. This base-mediated reaction was applicable for both the electron-rich as well as electron-poor arylhydrazines and for various substituted coumarins. However, 6-nitro substituted coumarin failed to enter into this reaction. The authors also found that this reaction condition was very efficient for the preparation of α -arylated 2-pyridones *via* the reaction of 2-pyridones and arylhydrazines. Subsequently, the group of Yuan–Xiao improved the efficiency of this reaction in the terms of yield and reaction time employing KMnO₄ as oxidant in MeCN.³⁵

Very recently, Paul and Bhattacharya described an efficient transition-metal free direct C-arylation of 3-hydroxychromones with arylhydrazines employing NEt₂H as a base and air as oxidant.³⁶ This oxidative C–H arylation reaction afforded the optimum yield in MeCN at room temperature. Various 3-hydroxychromones **39** and arylhydrazines **40** were used to establish the general applicability of the method (Scheme 20). It is noted that C–C cross-coupling of 5-hydroxy pyran-4-ones with arylhydrazines was also examined using this system.



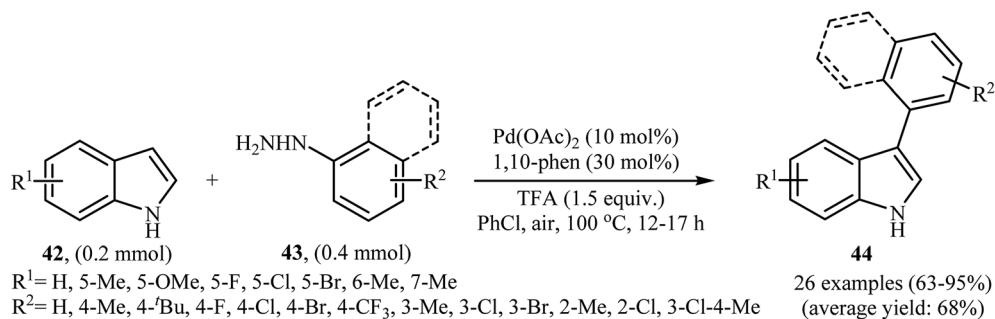
Scheme 17 Mechanistic proposal for the reaction in Scheme 16.



Scheme 18 Demir's synthesis of (a) 2-arylfurans **35**; (b) 2-arylthiophenes **35'**.Scheme 19 K₂CO₃-mediated regioselective α -arylation of coumarins **36** with arylhydrazines **37**.Scheme 20 Base-mediated direct C-arylation of 3-hydroxychromones **39** with arylhydrazines **40**.

2.6.2 N-Heteroaromatics. In 2013, the group of Chen reported a palladium-catalyzed direct C-3-arylation of 1*H*-indoles **42** with arylhydrazines **43** that afforded functionalized 3-aryl-

1*H*-indoles **44** in good to excellent yields (Scheme 21).³⁷ The use of Pd(OAc)₂ as catalyst and 1,10-phen as ligand was key to obtaining good results, while the use of other palladium

Scheme 21 Pd-catalyzed regioselective C3-arylation of 1*H*-indoles **42** with arylhydrazines **43**.

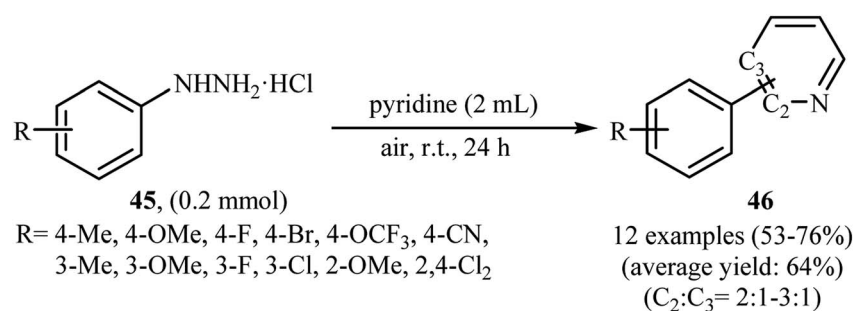
complexes [e.g., PdCl₂, PdCl₂(PPh₃)₂, Pd(dba)₂] or ligands [e.g., 2,2'-bipy] resulted in a dramatic decrease of the reaction yield. In this methodology, a series of oxidants and solvents were used by the authors for a comparative study. In these experiments, the best result was obtained when PhCl solvent and air oxidant was used. This direct denitrogenative C-3-arylation methodology tolerated a wide range of substituents on the 1*H*-indole partner and was efficient for the use of different arylhydrazines with diverse steric and electronic properties. However, the strongly electron-withdrawing nitro- and cyano-substituted indoles and nitro-substituted arylhydrazines failed to afford the expected products. Moreover, methoxy substituted arylhydrazines did not work well under this reaction conditions.

Shortly thereafter, Li, Liu and Kuang developed a methodology for the selective arylation of pyridine with arylhydrazine hydrochlorides **45** without any catalyst, ligand and base.³⁸ The reaction proceeded under mild conditions (room temperature) in air and afforded a mixture of C2- and C3-arylated pyridines **46** in moderate to good yields (Scheme 22). It is noted that in all cases, the C2-arylated products were obtained in higher amount than the C3-arylated products. The authors claimed that pyridine playing a dual role in this reaction; the solvent and the reactant. To explain the formation of the products, the authors proposed a mechanism in which, after formation of aryl radical **A** via the decomposition of arylhydrazine **45** in the presence of pyridine, the reaction of this radical with protonated pyridine **B** provides the radical cation **C** that, after oxidation by air oxygen affords the desired product **2** (Scheme 23). In a related study, Taniguchi and Mizuno along with their co-workers showed that

the treatment of amino-substituted pyridine derivatives with arylhydrazines in the presence of K₂CO₃ (3 equiv.) in DMSO at room temperature produced corresponding arylated pyridines in moderately to high yields.³⁹ They found that the reaction is also compatible with amino-substituted pyrazines, quinolines, and pyrimidines. Previously, the group of Yadav applied this reaction condition in the regioselective C-3 arylation of quinoline-4-one derivatives with arylhydrazines.⁴⁰

In 2016, Yuan, Li, and Xiao reported an analogous methodology for the direct C2-selective C–H arylation of quinoline *N*-oxides **47** with arylhydrazines **48** (Scheme 24).⁴¹ In their optimization study, the authors found that the use of 2.0 equiv. of KMnO₄ as an oxidant in MeCN gave the best results. Examination of the scope of the reaction revealed that a range of arylhydrazines bearing both electron-withdrawing and electron-donating groups and a number of functionalized quinoline *N*-oxides afforded the 2-arylquinoline *N*-oxides **49** in moderate to excellent yields. However, quinoline *N*-oxides possessing a strong electron-withdrawing –NO₂ group at the C6 position failed to participate in this reaction. Interestingly, aliphatic hydrazines were also well tolerated in the transformation. In 2017, similar chemistry as that described for quinoline *N*-oxides was used by Lee's research team to prepare 3-arylquinoxalin-2(*H*)-one derivatives *via* direct C3-selective C–H arylation of quinoxalin-2(*H*)-ones with arylhydrazines employing iodobenzene (PhIO) as oxidant in MeCN.⁴²

Recently, using the same oxidative C–N bond activation strategy, an efficient base-mediated oxidative radical arylation of *N*-methylpyrrole was reported by Talaz and co-workers.⁴³ In



Scheme 22 Transition-metal free arylation of pyridine with arylhydrazine hydrochlorides **45**.



Scheme 23 Mechanistic proposal for the reaction in Scheme 22.



Scheme 24 Direct C2-arylation of quinoline *N*-oxides **47** with arylhydrazines **48**.

the presence of NaOH as a base and air oxygen as an environmentally benign oxidant, various arylhydrazines **50** could react with *N*-methylpyrrole to give the desired C-2 arylated pyrroles **51** in moderate to excellent yields (Scheme 25a). Very recently, using an analogous methodology, Hajra and co-workers reported the synthesis of 3-arylated imidazopyridine derivatives **54** from the reaction between 2-substituted imidazopyridines **52** and arylhydrazines **53** using DBU as a base in MeCN (Scheme 25b).⁴⁴

3 Carbon–heteroatom cross-couplings

3.1 C–N bond formation

In 2013, the group of Akamanchi reported the first example of denitrogenative C–N cross-coupling of amines with arylhydrazines.⁴⁵ They showed that primary aromatic amines **55** underwent rapid C–N cross-coupling with various arylhydrazines **56** in the presence of IBX/Cu(OAc)₂ combination as a catalytic system in MeCN to provide the corresponding diarylamines **57** in good yields. It is interesting to note that the electronic and steric characters of the substituents in the phenyl ring periphery of both amines and hydrazines had remarkably little effect on the facility of reaction. Various substrates were examined involving electron-donating and withdrawing groups in the *para*, *ortho*, and *meta* positions according to Scheme 26.

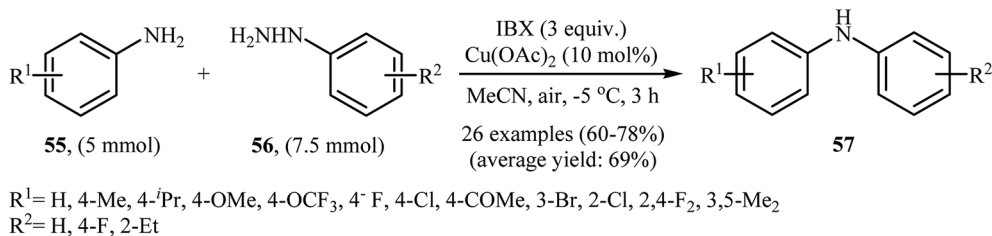
The authors proposed that the reaction proceeds *via* a similar mechanistic pathway that described in Scheme 12.

Three years later, in 2016, Zou and co-workers reported another interesting synthetic route for the denitrogenative cross-coupling of aromatic amines **58** with a diverse range of arylhydrazines **59** using CoPc and Cu(OAc)₂ as catalysts in MeCN as solvent at 0 °C for 13 h, affording reasonable yields of the corresponding diarylamines **60** (Scheme 27).⁴⁶ A variety of sensitive functional groups including nitro, cyano, amino, acetyl, fluoro, chloro, bromo, methoxy were well tolerated. Thus this procedure offers scope for further manipulation of products. Furthermore, CoPc/Cu(OAc)₂ demonstrated very high catalytic activity toward the C–N cross-coupling of various primary heteroaromatic, bicyclic aromatic, benzylic and aliphatic amines with arylhydrazines. However, amides and secondary amines failed to participate in this reaction. The author proposed mechanism for this N-arylation, which is outlined in Scheme 28.

3.2 C–P bond formation

Gao and Yin along with their co-workers have recently reported the synthesis of arylphosphorus compounds **63**, *via* the palladium-catalyzed oxygen-based oxidative cross-coupling of various P(O)H compounds **61** with arylhydrazines **62** at 90 °C within 24 h (Scheme 29).⁴⁷ Of the palladium catalysts screened [*e.g.*, Pd(OAc)₂, Pd(PPh₃)₄, Pd₂(dba)₃, PdCl₂], Pd(OAc)₂ proved to be optimal. Furthermore, the reaction is sensitive to the ligand

Scheme 25 (a) Talaz's synthesis of 2-arylated pyrroles **51**; (b) Hajra's synthesis of 3-arylated imidazopyridines **54**.

Scheme 26 Synthesis of diarylamines **57** through N-arylation of aromatic amines **55** with arylhydrazines **56**.Scheme 27 Co/Cu-catalyzed C–N coupling of anilines **58** with arylhydrazines **59**.

used, the best result was obtained when dppp ligand was used. Among the various solvents like PhCl, DMF, DMSO, NMP, 1,4-dioxane; DMF was the most efficient for the transformation. In their optimization study, the authors also found that the addition of 1.5 equiv. of trifluoroacetic acid (TFA) as an additive to the reaction mixture significantly improved the yield. Under optimized conditions, the reaction tolerated various electron-rich and electron-poor arylhydrazines and a range of H-phosphinates and H-phosphonates and gave the expected products in moderate to very good yields. However, under similar reaction conditions easily oxidizable secondary phosphine oxides $R_2P(O)H$ did not afford the desired coupling products since they were oxidized to $R_2P(O)OH$ by the present catalytic system. In addition, alkylhydrazines were not suitable for this reaction, and no coupling products were observed under similar conditions.

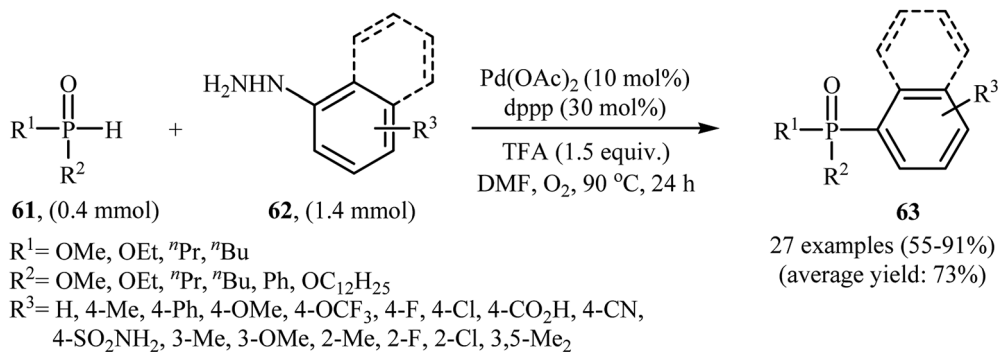
3.3 C–Se bond formation

In 2017, Taniguchi and co-workers reported the first example of base-promoted direct oxidative cross-coupling of diaryl diselenides with arylhydrazines under transition-metal-free conditions, which allows for preparation of numerous unsymmetrical diaryl selenides.⁴⁸ They showed that the coupling of symmetrical diaryl diselenides **64** with both electron-rich and electron-poor arylhydrazines **65** in the presence of 3 equiv. of commercially available $LiOH \cdot H_2O$ in MeOH under air gave corresponding diaryl selenides **66** in modestly to good yields (Scheme 30). In addition, satisfactory yields were achieved in gram-scale reactions. However, dialkyl disulfides did not work well under this reaction conditions. In the optimization study, the authors found that other base also promoted the reaction (*e.g.*, K_2CO_3 , Li_2CO_3 , Na_2CO_3 , $NaOH$, Et_3N); however, the use of

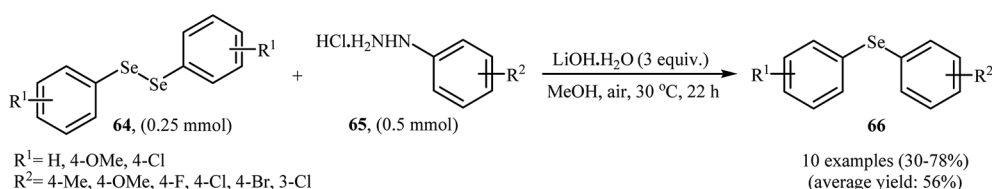


Scheme 28 Mechanistic proposal for the reactions in Scheme 27.





Scheme 29 Pd-catalyzed C–P cross-coupling of P(O)H compounds **61** with arylhydrazines **62** developed by Gao and Yin.



Scheme 30 Synthesis of unsymmetrical diaryl selenides **66** from diaryl diselenides **64** and arylhydrazines **65** reported by Taniguchi.

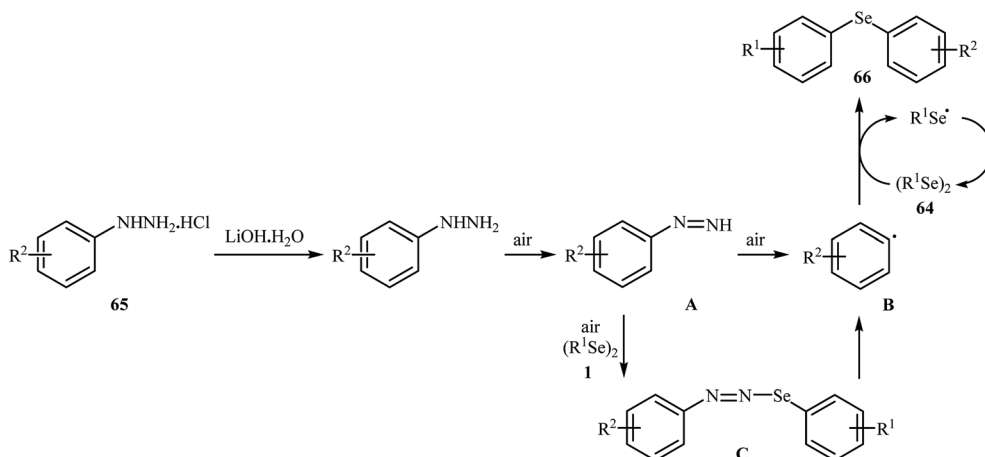
LiOH·H₂O gave the best results. In the absence of any base, only trace amounts of expected product was obtained. On the basis of experimental observations, the authors proposed a mechanism (Scheme 31) that involves the initial formation of diazene **A** via the oxidation of arylhydrazine **65** by air, which further oxidizes with air oxygen to form radical intermediate **B**. Another route to form intermediate **B** is through diazoselenide **C**. Subsequently, trapping of this radical **B** by diaryl disulfide **64** affords desired diaryl selenide **66** and arylseleno radical **D**. Finally, homocoupling of radical **D** regenerates starting diaryl disulfide **64**.

3.4 C–S bond formation

In 2017, Taniguchi and co-workers have developed an efficient and straightforward approach for the synthesis of unsymmetrical thioethers **69** via Cs₂CO₃-mediated aerobic oxidative cross-

coupling of disulfides **67** and arylhydrazines **68** (Scheme 32).⁴⁹ The reaction was performed in DMSO at room temperature, tolerated various functional groups (e.g., F, Cl, Br, NO₂, CN, OH), and generally provided corresponding thioethers in moderate to high yields. Various aliphatic, aromatic, and heteroaromatic disulfides were used to establish the general applicability of the method. In addition, a gram-scale reaction was also successfully performed.

Very recently, the group of Zhao realized an unprecedented palladium-catalyzed oxidative cross-coupling of aromatic thiols **70** with arylhydrazines **71** under nitrogen atmosphere at 100 °C, to form the corresponding thioethers **72** (Scheme 33).⁵⁰ This denitrogenative cross-coupling reaction afforded the optimum yield in the presence of Pd(OAc)₂/PCy₃/Na₂CO₃ combination as a catalytic system in toluene. In Scheme 34, a reasonable mechanistic pathway for this palladium-catalyzed oxidative cross-coupling reaction is suggested. It consists of the following



Scheme 31 Mechanism that accounts for the formation of diaryl selenides **66**.

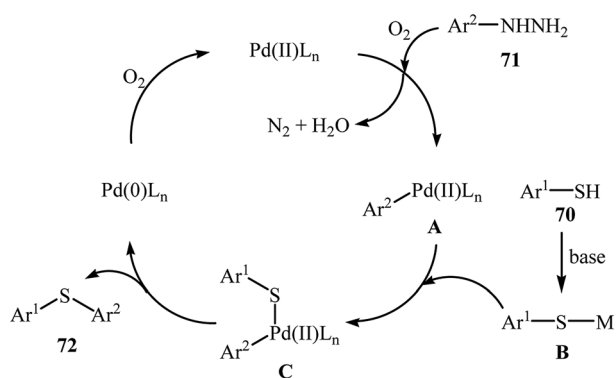




Scheme 32 Synthesis of unsymmetrical thioethers **69** via the Cs_2CO_3 -mediated cross-coupling of disulfides **67** with arylhydrazines **68**.



Scheme 33 Pd-catalyzed S-arylation of aromatic thiols **70** with various arylhydrazines **71**.



Scheme 34 Mechanistic proposal for the formation of thioethers **72**.

key steps: (i) oxidative C–N bond cleavage of arylhydrazone **71** with Pd(OAc)_2 under O_2 forms the aryl palladium species **A**; (ii) reaction of thiol **70** with base generates thiolate intermediate **B**; (iii) transmetalation of species **A** with intermediate **B** gives the active palladium species **C**; and (iv) reductive elimination of palladium species **C** affords the expected coupling product **72** and regenerates the Pd catalyst.

4 Conclusion

Cross-coupling reactions comprise one of the most efficient and versatile methods for the construction of carbon–carbon and carbon–heteroatom bonds by combining two molecular fragments. Over the past decades, various carbon and heteroatom-centered nucleophilic partners (*e.g.*, boronic acids, organosilanes, organotin, organozinc, alkynes, alkenes, aromatic compounds, alcohols, thiols, amines and amides) have been developed in this chemistry, however, electrophilic counterparts have been substantially limited to organic (pseudo) halides. Thus, the development of new electrophilic

counterparts for these reactions is highly desirable. Arylhydrazines as novel, commercially available, non-toxic, environmentally friendly, and highly reactive arylating agents have drawn great attention in the past several years. As illustrated, these compounds have been successfully utilized as arylation agents in various C–C and C–X cross-coupling reactions such as Suzuki coupling, Sonogashira coupling, Hiyama coupling, Heck coupling, direct arylation, and Ullman type coupling reactions. Interesting is the fact that most of the reactions covered in this review have been carried out under transition-metal-free and very mild conditions. Furthermore, they could be scaled up to provide multigram quantities of coupling products. This results clearly show the potential application of these reactions in industry. However, the number of reported examples in some reactions (*e.g.*, Sonogashira and Hiyama couplings) are narrow and there is still further need to study the scope and limitations of these reactions. In addition, some important coupling reactions which were found well-developed for (pseudo) halides are still silent for the aryl hydrazines such as Negishi, Stille, and Kumada couplings. We conclude this review by hoping that it will stimulate researchers to further exploration and research in this arena of cross-coupling reactions.

Arylhydrazines have evolved into environmentally friendly arylation agents for palladium-catalyzed oxidative cross-coupling reactions because the only byproducts are water and nitrogen.

Conflicts of interest

There are no conflicts of interest to declare.

References

- (a) C. C. Johansson Seechurn, M. O. Kitching, T. J. Colacot and V. Snieckus, *Angew. Chem., Int. Ed.*, 2012, **51**, 5062–



- 5085; (b) N. Rodriguez and L. J. Goossen, *Chem. Soc. Rev.*, 2011, **40**, 5030–5048; (c) B. V. Varun, J. Dhineshkumar, K. R. Bettadapur, Y. Siddaraju, K. Alagiri and K. R. Prabhu, *Tetrahedron Lett.*, 2017, **58**, 803–824.
- 2 I. P. Beletskaya and V. P. Ananikov, *Chem. Rev.*, 2011, **111**, 1596–1636.
- 3 C. M. So and F. Y. Kwong, *Chem. Soc. Rev.*, 2011, **40**, 4963–4972.
- 4 M. Abdoli and H. Saeidian, *J. Sulfur Chem.*, 2015, **36**, 556–582.
- 5 S. Kovács, Á. I. Csincsi, T. Z. Nagy, S. Boros, G. Timári and Z. Novák, *Org. Lett.*, 2012, **14**, 2022–2025.
- 6 F. Mo, G. Dong, Y. Zhang and J. Wang, *Org. Biomol. Chem.*, 2013, **11**, 1582–1593.
- 7 J. Hofmann and M. R. Heinrich, *Tetrahedron Lett.*, 2016, **57**, 4334–4340.
- 8 A. Roglans, A. Pla-Quintana and M. Moreno-Manas, *Chem. Rev.*, 2006, **106**, 4622–4643.
- 9 G. Coleman, *Org. Synth. Coll.*, 1941, **1**, 432–435.
- 10 (a) D. G. Holland, G. J. Moore and C. Tamborski, *J. Org. Chem.*, 1964, **29**, 1562–1565; (b) M. Schlosser, T. Rausis and C. Bobbio, *Org. Lett.*, 2005, **7**, 127–129; (c) D.-D. Liang and M.-X. Wang, *Org. Chem. Front.*, 2017, **4**, 1425–1429.
- 11 (a) D. V. Kurandina, E. V. Eliseenkov, P. V. Ilyin and V. P. Boyarskiy, *Tetrahedron*, 2014, **70**, 4043–4048; (b) S. V. Kumar and D. Ma, *Chin. J. Chem.*, 2018, DOI: 10.1002/cjoc.201800326.
- 12 (a) E. Vessally, K. Didehban, R. Mohammadi, A. Hosseinian and M. Babazadeh, *J. Sulfur Chem.*, 2018, **39**, 332–349; (b) E. Vessally, R. Mohammadi, A. Hosseinian, K. Didehban and L. Edjlali, *J. Sulfur Chem.*, 2018, **39**, 443–463; (c) A. Hosseinian, L. Zare Fekri, A. Monfared, E. Vessally and M. Nikpassand, *J. Sulfur Chem.*, 2018, DOI: 10.1080/17415993.2018.1471142; (d) K. Didehban, E. Vessally, A. Hosseinian, L. Edjlali and E. S. Khosroshahi, *RSC Adv.*, 2018, **8**, 291–301; (e) F. A. H. Nasab, L. Z. Fekri, A. Monfared, A. Hosseinian and E. Vessally, *RSC Adv.*, 2018, **8**, 18456–18469; (f) K. Nejati, S. Ahmadi, M. Nikpassand, P. D. K. Nezhad and E. Vessally, *RSC Adv.*, 2018, **8**, 19125–19143; (g) A. Hosseinian, F. A. H. Nasab, S. Ahmadi, Z. Rahmani and E. Vessally, *RSC Adv.*, 2018, **8**, 26383–26398; (h) A. Hosseinian, S. Farshbaf, L. Z. Fekri, M. Nikpassand and E. Vessally, *Top. Curr. Chem.*, 2018, **376**, 23; (i) E. Vessally, A. Hosseinian, L. Edjlali, E. Ghorbani-Kalhor and R. Hosseinzadeh-Khanmiri, *J. Iran. Chem. Soc.*, 2017, **14**, 2339–2353; (j) E. Vessally, M. Babazadeh, A. Hosseinian, S. Arshadi and L. Edjlali, *J. CO₂ Util.*, 2017, **21**, 491–502; (k) E. Vessally, K. Didehban, M. Babazadeh, A. Hosseinian and L. Edjlali, *J. CO₂ Util.*, 2017, **21**, 480–490; (l) M. Babazadeh, S. Soleimani-Amiri, E. Vessally, A. Hosseinian and L. Edjlali, *RSC Adv.*, 2017, **7**, 43716–43736; (m) S. Farshbaf, L. Zare Fekri, M. Nikpassand, R. Mohammadi and E. Vessally, *J. CO₂ Util.*, 2018, **25**, 194–204; (n) E. Vessally, R. Mohammadi, A. Hosseinian, L. Edjlali and M. Babazadeh, *J. CO₂ Util.*, 2018, **24**, 361–368; (o) A. Hosseinian, S. Farshbaf, R. Mohammadi, A. Monfared and E. Vessally, *RSC Adv.*, 2018, **8**, 17976–17988.
- 13 (a) N. Miyaura and A. Suzuki, *Chem. Rev.*, 1995, **95**, 2457–2483; (b) F.-S. Han, *Chem. Soc. Rev.*, 2013, **42**, 5270–5298.
- 14 Z. Peng, G. Hu, H. Qiao, P. Xu, Y. Gao and Y. Zhao, *J. Org. Chem.*, 2014, **79**, 2733–2738.
- 15 J.-B. Liu, H.-P. Zhou and Y.-Y. Peng, *Tetrahedron Lett.*, 2014, **55**, 2872–2875.
- 16 G. Wang, M. Meng, L. Deng, K. Cheng and C. Qi, *Appl. Organomet. Chem.*, 2018, **32**, e4203.
- 17 H. Zhang, C. Wang, Z. Li and Z. Wang, *Tetrahedron Lett.*, 2015, **56**, 5371–5376.
- 18 F. Christoffel and T. R. Ward, *Catal. Lett.*, 2018, **148**, 489–511.
- 19 M.-K. Zhu, J.-F. Zhao and T.-P. Loh, *Org. Lett.*, 2011, **13**, 6308–6311.
- 20 Y. Bai, L. M. H. Kim, H. Liao and X.-W. Liu, *J. Org. Chem.*, 2013, **78**, 8821–8825.
- 21 J.-B. Liu, F.-J. Chen, N. Liu and J. Hu, *RSC Adv.*, 2015, **5**, 45843–45846.
- 22 P. Patil, A. Nimonkar and K. G. Akamanchi, *J. Org. Chem.*, 2014, **79**, 2331–2336.
- 23 (a) H. Doucet and J. C. Hierso, *Angew. Chem., Int. Ed.*, 2007, **46**, 834–871; (b) R. Chinchilla and C. Nájera, *Chem. Soc. Rev.*, 2011, **40**, 5084–5121.
- 24 Y. Zhao and Q. Song, *Chem. Commun.*, 2015, **51**, 13272–13274.
- 25 A. S. Demir, Ö. Reis and E. Özgül-Karaaslan, *J. Chem. Soc., Perkin Trans. 1*, 2001, 3042–3045.
- 26 A. S. Demir and H. Findik, *Tetrahedron*, 2008, **64**, 6196–6201.
- 27 H. Jasch, J. Scheumann and M. R. Heinrich, *J. Org. Chem.*, 2012, **77**, 10699–10706.
- 28 J. Hofmann, H. Jasch and M. R. Heinrich, *J. Org. Chem.*, 2014, **79**, 2314–2320.
- 29 T. Jiang, S.-Y. Chen, H. Zhuang, R.-S. Zeng and J.-P. Zou, *Tetrahedron Lett.*, 2014, **55**, 4549–4552.
- 30 T. Jiang, S.-Y. Chen, G.-Y. Zhang, R.-S. Zeng and J.-P. Zou, *Org. Biomol. Chem.*, 2014, **12**, 6922–6926.
- 31 M. Li and Y. Ye, *ChemCatChem*, 2015, **7**, 4137–4142.
- 32 T. Taniguchi, M. Imoto, M. Takeda, T. Nakai, M. Mihara, T. Mizuno, A. Nomoto and A. Ogawa, *Synthesis*, 2017, **49**, 1623–1631.
- 33 A. S. Demir, Ö. Reis and M. Emrulloğlu, *Tetrahedron*, 2002, **58**, 8055–8058.
- 34 P. Chauhan, M. Ravi, S. Singh, P. Prajapati and P. P. Yadav, *RSC Adv.*, 2016, **6**, 109–118.
- 35 J.-W. Yuan, W.-J. Li, L.-R. Yang, P. Mao and Y.-M. Xiao, *Z. Naturforsch., B: J. Chem. Sci.*, 2016, **71**, 1115–1123.
- 36 S. Paul and A. K. Bhattacharya, *Org. Biomol. Chem.*, 2018, **16**, 444–451.
- 37 Y. Chen, S. Guo, K. Li, J. Qu, H. Yuan, Q. Hua and B. Chen, *Adv. Synth. Catal.*, 2013, **355**, 711–715.
- 38 Y. Li, W. Liu and C. Kuang, *Chem. Commun.*, 2014, **50**, 7124–7127.
- 39 T. Taniguchi, M. Imoto, M. Takeda, F. Matsumoto, T. Nakai, M. Mihara, T. Mizuno, A. Nomoto and A. Ogawa, *Tetrahedron*, 2016, **72**, 4132–4140.



- 40 M. Ravi, P. Chauhan, R. Kant, S. K. Shukla and P. P. Yadav, *J. Org. Chem.*, 2015, **80**, 5369–5376.
- 41 J.-W. Yuan, W.-J. Li and Y.-M. Xiao, *Tetrahedron*, 2017, **73**, 179–186.
- 42 S. Paul, J. H. Ha, G. E. Park and Y. R. Lee, *Adv. Synth. Catal.*, 2017, **359**, 1515–1521.
- 43 E. Kocaoğlu, M. A. Karaman, H. Tokgöz and O. Talaz, *ACS Omega*, 2017, **2**, 5000–5004.
- 44 S. Jana, S. Samanta, A. K. Bagdi, V. Z. Shirinian and A. Hajra, *RSC Adv.*, 2018, **8**, 12360–12367.
- 45 R. R. Jadhav, S. N. Huddar and K. G. Akamanchi, *Eur. J. Org. Chem.*, 2013, 6779–6783.
- 46 W.-B. Sun, P.-Z. Zhang, T. Jiang, C.-K. Li, L.-T. An, A. Shoberu and J.-P. Zou, *Tetrahedron*, 2016, **72**, 6477–6483.
- 47 W. Xu, G. Hu, P. Xu, Y. Gao, Y. Yin and Y. Zhao, *Adv. Synth. Catal.*, 2014, **356**, 2948–2954.
- 48 T. Taniguchi, A. Murata, M. Takeda, T. Mizuno, A. Nomoto and A. Ogawa, *Eur. J. Org. Chem.*, 2017, 4928–4934.
- 49 T. Taniguchi, T. Naka, M. Imoto, M. Takeda, T. Nakai, M. Mihara, T. Mizuno, A. Nomoto and A. Ogawa, *J. Org. Chem.*, 2017, **82**, 6647–6655.
- 50 C. Wang, Z. Zhang, Y. Tu, Y. Li, J. Wu and J. Zhao, *J. Org. Chem.*, 2018, **83**, 2389–2394.

