



Cite this: *Phys. Chem. Chem. Phys.*,  
2022, 24, 20728

# Accurate core excitation and ionization energies from a state-specific coupled-cluster singles and doubles approach†

Juan E. Arias-Martinez,<sup>a</sup> Leonardo A. Cunha,<sup>a,b</sup> Katherine J. Oosterbaan,<sup>a</sup>  
Joonho Lee<sup>c</sup> and Martin Head-Gordon<sup>a,b</sup>

We investigate the use of orbital-optimized references in conjunction with single-reference coupled-cluster theory with single and double substitutions (CCSD) for the study of core excitations and ionizations of 18 small organic molecules, without the use of response theory or equation-of-motion (EOM) formalisms. Three schemes are employed to successfully address the convergence difficulties associated with the coupled-cluster equations, and the spin contamination resulting from the use of a spin symmetry-broken reference, in the case of excitations. In order to gauge the inherent potential of the methods studied, an effort is made to provide reasonable basis set limit estimates for the transition energies. Overall, we find that the two best-performing schemes studied here for  $\Delta$ CCSD are capable of predicting excitation and ionization energies with errors comparable to experimental accuracies. The proposed  $\Delta$ CCSD schemes reduces statistical errors against experimental excitation energies by more than a factor of two when compared to the frozen-core core-valence separated (FC-CVS) EOM-CCSD approach – a successful variant of EOM-CCSD tailored towards core excitations.

Received 2nd May 2022,  
Accepted 15th August 2022

DOI: 10.1039/d2cp01998a

rs.c.li/pccp

## Introduction

Recent decades have seen improvements in the handling of high-energy ultra-violet (XUV) and X-ray light in terms of coherence,<sup>1,2</sup> intensity,<sup>2</sup> and time control.<sup>2–4</sup> As a result, scientists have been able to observe phenomena in chemistry,<sup>5–7</sup> material sciences,<sup>8,9</sup> and physics<sup>10,11</sup> that were previously inaccessible. Furthermore, the increasing availability of table-top equipment<sup>12–15</sup> capable of generating the light required for core spectroscopies has extended the use of said techniques for a variety of new studies.<sup>16</sup> Efficiently and accurately modeling core excited states presents challenges that a useful methodology should address, chief among them the large charge rearrangement associated with the creation of the core hole. Within the independent particle model, this charge rearrangement results in a strong

contraction of the orbitals due to the decreased nuclear screening – this is referred to as orbital relaxation in the literature. The most widely used method for calculating valence excited states, time-dependent density functional theory (TD-DFT), struggles to describe core excited states (and charge transfer states in general) because the linear-response (LR) formalism fails to account for the charge rearrangement when standard exchange–correlation functionals are used.<sup>17–20</sup> This failure of TD-DFT has been associated with the self-interaction error and/or the difficulty of describing orbital relaxation, and it manifests through errors on the order of tens of eV for the K-edge of main group with larger errors being observed for heavier elements.<sup>21–23</sup> When used to assess experimental results, the TD-DFT spectra is often shifted to either match the first or the brightest feature, or else to have it match the experimental results as much as possible.<sup>15</sup> Progress in the use of LR-based DFT for core spectroscopies has been made through the design of functionals specialized to core excitations.<sup>17</sup>

To circumvent the uncertainty associated with the choice of functionals, established wave function theories that are well-regarded for their accuracy in describing valence excitations, such as EOM-CC theory and algebraic diagrammatic construction (ADC), have been extended to core excitations by implementing techniques that target the high-energy roots of their effective Hamiltonians.<sup>24–31</sup> A challenge that some techniques implemented in the last decade faced<sup>27,28</sup> is the fact that core excited states are resonances embedded in an Auger continuum.

<sup>a</sup> Kenneth S. Pitzer Center for Theoretical Chemistry, Department of Chemistry, University of California, Berkeley, California 94720, USA.  
E-mail: juanes@berkeley.edu, mhg@cchem.berkeley.edu

<sup>b</sup> Chemical Sciences Division, Lawrence Berkeley National Laboratory, Berkeley, California 94720, USA

<sup>c</sup> Department of Chemistry, Columbia University, New York 10027, USA

† Electronic supplementary information (ESI) available: For both excitations and ionizations via the three  $\Delta$ CC schemes, the following data is provided: SCF energies, correlation energies, SCF and CCSD  $\langle S^2 \rangle$  values. For the ROKS(SCAN) and FC-CVS-EOM-EE-CCSD and FC-CVS-EOM-IP-CCSD calculations, the excitation energies are provided. See DOI: <https://doi.org/10.1039/d2cp01998a>

The earlier idea of the core–valence separation (CVS),<sup>24,25</sup> where the continuum is explicitly decoupled from the core excited states in some way, emerged as a successful solution to the problem, and therefore as the preferred protocol to target core excitations.<sup>26,29,31</sup> It is worth noting, however, that the details of the CVS implementation may lead to differences on the order of eVs.<sup>31</sup>

An alternative approach followed by state-specific methods such as  $\Delta$ SCF<sup>32,33</sup> and its correlated relatives,<sup>34–41</sup> the closely-related Transition Potential (TP)-SCF approaches,<sup>32,42–44</sup> a number of multi-reference (MR) wave function models,<sup>45–48</sup> excited state mean field theory,<sup>49</sup> and Monte-Carlo-based approaches,<sup>50</sup> is to account for relaxation in some way by optimizing for a target state. The  $\Delta$ SCF approach, for example, converges a set of orbitals in a configuration that resembles the one-electron picture of the core excitation in question. These are non-Aufbau solutions to the self-consistent field (SCF) equations and are often saddle points in orbital space. Similarly, TP-SCF employs configurations optimized for a fractional core occupancy in the hopes of providing a reference of similar quality for both the ground and the core excited states. A difficulty of orbital-optimized excited state approaches is the possibility of landing on an undesired SCF solution of lower energy. In the context of mean-field approaches, such as Hartree–Fock (HF) and density functional theory (DFT), this issue has been addressed by algorithms specialized for excited state optimization, such as the maximum overlap method (MOM),<sup>51</sup> and, more recently, the initial MOM (IMOM),<sup>52</sup> square-gradient minimization (SGM)<sup>33</sup> and state-targeted energy projection (STEP)<sup>53</sup> methods.

$\Delta$ SCF has been used for decades to calculate core ionizations with success.<sup>32,34,37</sup> In the cases where there are symmetry-equivalent atoms present in the system, an orbital localization procedure (such as that of Boys<sup>54</sup>) must be carried out on the core orbitals prior to SCF re-optimization to allow for proper orbital relaxation.<sup>38,55,56</sup> The spatial symmetry breaking technically renders these situations multi-reference (MR) since multiple configurations must be re-combined *via* non-orthogonal configuration interaction (NOCI) to yield states of the proper spatial symmetry. In practice, the splitting between the symmetry-adapted configurations is small,<sup>57,58</sup> so that the MR character associated with the core hole localization can be disregarded without serious error. The  $\Delta$ SCF ionization energies, as calculated with the spatially symmetry-broken configurations are often good estimates of what would be observed in an experiment.

Studies on core excitations with  $\Delta$ SCF have been more sparse until recently.<sup>34</sup> In some measure this is due to the fact that MR character now factors in because of the need for two configurations for a spin-pure description of the excited state. The approximate spin-projection scheme (AP) established a way to estimate the excitation energy of the pure singlet, provided that the energies of a spin-contaminated singlet and the pure triplet are known.<sup>59,60</sup> An attractive alternative to AP for  $\Delta$ SCF calculations is the use of restricted open-shell Kohn–Sham orbitals (ROKS), which optimizes the spin-pure singlet energy as computed *via* the AP scheme for a mixed and a triplet

( $M_s = 1$ ) configuration sharing the same set of restricted open-shell (RO) orbitals.<sup>61–64</sup> Recently, this technique (and a generalized version for radicals<sup>65</sup>) has been used to study core excited states with the best-performing functional (SCAN) achieving an impressive 0.2 eV root-mean-squared-deviation (RMSD) from experimental results for a representative set of small organic molecules.<sup>22</sup> With an appropriate treatment of scalar relativistic effects, ROKS has also been employed to tackle the K-edge of third-group elements.<sup>23</sup>

Excited SCF solutions are often a better reference than the ground state for finding alternative solutions to the CC equations, which in turn are reasonable approximations to the true excited states.<sup>66</sup> Explicit SCF re-optimization takes care of the strong orbital relaxation and allows single-reference (SR) post-HF methods such as second order Møller–Plesset perturbation theory (MP2) and CC to focus on addressing the remaining dynamic correlation of a system. Core ionized states of closed-shell systems are perfect cases to be treated by these models and they have been studied *via*  $\Delta$ MP2<sup>32,34–37</sup> and, more recently,  $\Delta$ CCSD(T).<sup>38–40</sup> The last decade has seen an effort to also employ explicitly-relaxed orbitals on a (wave-function-based) correlated calculation for singlet excited states.<sup>34,40,41,45–48,67</sup> Among these, the wave function theories employing explicit MR construction often constrain them to study few molecules in small basis sets, which means they can only be compared to other computational methods in the same small basis sets.<sup>45–48</sup> Simons and Matthews have recently proposed a theory, TP CC, that employs a TP SCF reference for an EOM-CC calculation of the core excited states.<sup>68</sup> This model inherits some of the advantages of both state-specific methods – orbital relaxation – while retaining the advantages of EOM-CC: inherent spin-adaptation of the excited states, a full spectrum with a single calculation, and straightforward transition properties. The cost to pay comes from relying on a deteriorated description of the ground state relative to standard CC, controlled by tuning the fractional occupation number of the core orbital. Even though this renders the model arbitrary, to some extent, Simons and Matthews have carried out a study to find an optimal core occupancy parameter transferable across edges of the same element, making this a promising method for reliable and affordable high-accuracy wave function X-ray calculations.<sup>69</sup>

Owing to the simple nature of the MR character of singly core excited states of closed shell systems (namely, a two-determinant CSF) the objective of this paper is to assess the use of SR CC formalism (limited to the level of singles and doubles – CCSD) with orbital-optimized references for the prediction of core excited state energies. We believe the schemes proposed and analyzed in the present work could be useful for providing theoretical benchmark numbers for core excited and ionized states. As observed in this study, the best  $\Delta$ CCSD models significantly outperforms FC-CVS-EOM-CCSD while retaining its  $\mathcal{O}(N^6)$  scaling, with  $N$  being the size of the one-electron basis set employed. Furthermore, unlike FC-CVS-EOM-CC, it does not rely on cancellation of errors.<sup>31</sup> Per previous studies, the formally-correct CVS-EOM-CC implementation<sup>27</sup> is likely to require full triples, *i.e.*  $\mathcal{O}(N^8)$  – scaling

CVS-EOM-CCSDT, to reach similar accuracy.<sup>57,67</sup> In contrast, the protocols presented here are well-defined in that only the molecule and the transition of interest needs to be specified – the proper ground state CC wave function and energies are used as is, unlike in the FC-CVS approach or the TP CC method, and no compromise in the excited state wave function is made either.

In early work along the lines of  $\Delta$ CCSD, where Nooijen and Bartlett employed a relaxed core-ionized reference for a subsequent electron-attachment (EA) EOM-CCSD for the calculation of core excited states, they recognized two major challenges related to these sort of calculations.<sup>55</sup> The first is how to treat the electron correlation effects that couple core orbitals with either other core levels or valence levels. De-excitation into the core hole can lead either to numerical instabilities or variational collapse towards the ground state. Therefore a suitable adaptation of SR CCSD for state-specific optimization of core excited states must treat core correlation, as well as removing potentially ill-behaved amplitudes. The second is the issue of ensuring proper spin symmetry in the final CC wave function.

This paper is organized as follows. After a review of the appropriate theory, we describe three candidate approaches that we deem potentially promising. Two of them employ Yamaguchi's AP approach,<sup>59</sup> while the third one instead enforces correct spin symmetry at the ROHF level by constraining the amplitude of the double substitution that flips the spins of the two half-occupied orbitals to +1 for singlet and –1 for triplet states. A comparison of these approaches is then made against successful core excited state theories, ROKS(SCF) and FC-CVS-EOM-CC, with the ultimate judge being the experimental results. The energetic differences between the singlet and triplet core excited states, presumed to be accurate enough to make a statement about them, are presented. An effort is made to reach basis set convergence for all methods in order to exclude this factor from the discussion as much as possible and focus on their inherent performance. Despite the computational demands of approaching the basis set limit (BSL) for CC methods constraining us to molecules with at most two heavy atoms, the data set is diverse in terms of the elements targeted (Be, C, N, O, F, Ne) and in terms of the excited state character ( $\sigma^*$ ,  $\pi^*$ , Rydberg). In total, a set of 21 excitations and 18 ionizations on 18 small closed-shell organic molecules is used.

We emphasize that our focus is on reporting excitation energies obtained through different proposed schemes within the  $\Delta$ CC framework. At present, our work does not extend the discussion of  $\Delta$ CC to compute transition properties. Obtaining such properties would be cumbersome and expensive due to, in part, the use of different sets of amplitudes for the bra and ket CC states. As pointed out in ref. 40, a potentially useful strategy to circumvent this exponential cost would be to use linearized wave functions obtained from the CC amplitudes from either the ground or core excited states, but we did not explore this further in our study.

## Background

Following convention, we will reserve the indexes  $i, j, k, \dots$  for any occupied orbital,  $a, b, c, \dots$  for any virtual orbital, and  $p, q,$

$r, \dots$  for an arbitrary orbital. For the CCSD amplitudes, we will use the symbols  $t_i^a$  and  $t_{ij}^{ab}$ , collected in  $T_1$  and  $T_2$ .

For a set of orbitals that are not necessarily canonical, the CCSD amplitude equations take the following form:

$$D_i^a t_i^a = F_{ia} + w_i^a(T_1, T_2) \quad (1)$$

$$D_{ij}^{ab} t_{ij}^{ab} = \langle ij || ab \rangle + w_{ij}^{ab}(T_1, T_2) \quad (2)$$

The terms  $w_i^a(T_1, T_2)$  and  $w_{ij}^{ab}(T_1, T_2)$  in eqn (1) and (2) contain terms that are linear and higher in  $T_1$  and  $T_2$  separate from the orbital energy differences,  $D_i^a$  and  $D_{ij}^{ab}$  defined below.<sup>70</sup>

$$D_i^a = \varepsilon_i - \varepsilon_a \quad (3)$$

$$D_{ij}^{ab} = \varepsilon_i + \varepsilon_j - \varepsilon_a - \varepsilon_b \quad (4)$$

$\varepsilon_p$  are the orbital energies themselves.  $D_i^a$  and  $D_{ij}^{ab}$  will always be negative when employing a ground state reference and, in the absence of strong correlation, are large enough to make the  $T$  amplitudes well behaved (*i.e.*  $\max[|t_i^a|, |t_{ij}^{ab}|] \ll 1$ ). State-specific optimization of a core excited state, on the other hand, correlates a non-Aufbau SCF reference. Here, we make use of three different kinds of such (beta) core excited references: (i) open-shell, symmetry-broken  $M_S = 0$  references for the calculation of the singlet core excited states; open-shell, (ii) spin-pure triplet  $M_S = 1$  references for the AP approach, when needed; and (iii) open-shell, spin-pure  $M_S = \frac{1}{2}$  doublet references for the calculation of core ionized states. In the case of the spin-pure triplet and pure doublet references, standard ROHF is used in conjunction with MOM. The use of unrestricted orbitals for the symmetry-broken reference was found to be detrimental to some of our  $\Delta$ CC schemes, so ROKS(HF) orbitals, followed by a Fock-build for the broken-symmetry singlet state and further pseudocanonicalization, were employed instead.

With these choices of reference, and specific to the case of core excitations, the presence of a virtual orbital with a large negative energy representing the core hole (we reserve the indexes  $h$  and  $\bar{h}$  for the occupied alpha core orbital and the virtual beta core orbital) allows for denominators  $D_i^a$  and  $D_{ij}^{ab}$  to be positive when  $a = \bar{h}$ . In the case of single excitations,  $a_h^\dagger a_i$ , this occurs when the occupied orbital has a higher orbital energy than the core virtual

$$\varepsilon_i > \varepsilon_{\bar{h}} \quad (5)$$

The condition in eqn (5) holds unless there are other core orbitals of lower orbital energy. In the case of double excitations,  $a_h^\dagger a_i a_b^\dagger a_j$ ,  $D_{ij}^{hb}$  will be positive when

$$\varepsilon_i + \varepsilon_j - \varepsilon_b > \varepsilon_{\bar{h}} \quad (6)$$

One scenario where this happens is when the excitation  $a_h^\dagger a_i$  involves a valence occupied orbital and the excitation  $a_b^\dagger a_j$  involves only valence orbitals.<sup>55</sup> The denominator  $D_{ij}^{hb}$  can still be negative if the other virtual has an orbital energy  $\varepsilon_b$  positive and large enough to break eqn (6). Furthermore, the orbital energies can conspire to make  $\varepsilon_i + \varepsilon_j - \varepsilon_b \approx \varepsilon_{\bar{h}}$ , rendering  $D_{ij}^{ab} \approx 0$ . Depending on the ability of the basis set to describe the high-lying virtual orbitals associated with the continuum, the denominator associated with double excitations can get

arbitrarily close to zero, leading to numerical difficulties in solving for the T amplitudes (and of course divergence of perturbation theory methods, such as MP2).

Close-to-zero denominators also yield numerical instabilities in the context of EOM-CC. In their study of EOM-CC-IP for K-edge ionization energies, Liu *et al.* found that spurious high-lying valence excited states that are quasi-degenerate with the core excited state result in erratically-converging correlation energies with respect to basis set.<sup>57</sup> The CVS scheme is a proposed solution to this numerical problem; in this approach, core excitations are excluded from the ground state amplitudes, and all-valence excitations are excluded from the EOM amplitudes.<sup>31</sup> The spurious couplings with the high-lying continuum excited states are then removed by design.

In a spirit similar to the CVS scheme, Zheng *et al.* proposed to exclude the virtual core orbital from the correlation treatment to address the divergence problem in the  $\Delta$ CC calculations of core ionizations.<sup>38,39</sup> Some of us adopted a similar strategy where we freeze up the doubly-vacant core orbital all together when studying double-core excitations.<sup>40</sup> Zheng *et al.* found the missing correlation to be relevant for accurate core ionizations and uses estimates from fully-correlated CC calculations with decreasing denominator thresholds to account for it.

## Computational details

A development version of Q-Chem 5.4<sup>71</sup> was used for all calculations. Experimental geometries available on the NIST computational database<sup>72</sup> were used throughout this work. An atomic relativistic correction calculated *via* the Douglas-Kroll-Hell method, found to be nearly independent of basis-set and molecule for the main group elements, is added to all calculations (0.012, 0.09, 0.18, 0.34, 0.57, and 0.91 eV for Be, C, N, O, F, and Ne).<sup>73</sup> For two of the three schemes of  $\Delta$ CC we employ, the calculated singlet excited states are spin contaminated; the AP method is used to estimate the spin-pure excitation energies. Aside from the amplitudes excluded in the different schemes, the CC calculations of both the ground and excited states are all-electron.

Our best attempt was made at comparing the excitation or ionization energies near their BSL values. To that end, different procedures involving specialized basis sets were employed for obtaining an approximate BSL for the different methods. The aug-pcX-3 (heavy)/aug-pcseg-2 (hydrogen) basis was used to approximate the BSL for the ROKS(SCF) calculations.<sup>74</sup> A (99, 590) Euler-Maclaurin-Lebedev grid was used for the computation of the exchange-correlation integrals for the ROKS(SCAN) calculations. The aug-ccX-nZ (heavy)/aug-cc-pVTZ (hydrogen) bases,<sup>75</sup> extrapolated using the two-point  $X^{-3}$  scheme<sup>76,77</sup> with  $n = T, Q$ , were used to approximate the BSL for the EOM-CC calculations. As noted in a recent study, such an extrapolation scheme is appropriate for core excitations *via* EOM-CC.<sup>78</sup> All ROKS(SCF) and EOM-CC calculations were also run with the standard Dunning aug-cc-pCVXZ ( $X = D, T, Q$ ) family of

bases<sup>79,80</sup> and a slower convergence towards a similar BSL value was observed (ESI†).

Of the basis sets available, none were designed with both explicit orbital relaxation *via* SCF and correlation with wave function methods in mind. We used the TQ-extrapolated aug-cc-pCVXZ (heavy)/aug-cc-pVDZ (hydrogen) numbers as the best BSL estimate of the correlated  $\Delta$  calculations.

The only exception to these choices of basis set was for the calculated Rydberg excitations in Ne. As expected for a full-fledged Rydberg excitation, significant differences between the aug-cc-pCVXZ and its doubly-augmented counterparts were observed in this case. The BSL core excited states for this atom are given by the d-aug-cc-pCV5Z for ROKS(SCF), Q5-extrapolated d-aug-cc-pCVXZ for EOM-CC, and TQ-extrapolated d-aug-cc-pCVXZ for the correlated  $\Delta$  methods. No severe difference of a similar sort was found in any other molecule studied in this data set, including the rest of the isoelectronic ten electron series (ESI†).

## Approaches to inclusion of core-valence correlation

### Scheme 0: using the full set of amplitudes

To motivate the need for the schemes presented in the following sections, we begin by exploring the behavior of the correlated methods with no modifications. The Fock matrix and MO coefficients of the optimized excited reference are passed to the correlated calculation and all amplitudes (*e.g.* all singles and doubles in CCSD) are included; we refer to this as Scheme 0 (S0). Scheme S0 would not be of use for real applications because of the possibility of variational collapse, and limitations of today's standard iterative CC solvers. Nevertheless, it provides useful insight in the few cases where the coupled cluster equations do converge. Such systems are few-atom molecules in a small basis, where there are no orbitals of the right energy to make the denominators small enough.

Fig. 1 shows the basis set convergence of the CH<sub>4</sub> core ionization energies, as calculated with the  $\Delta$ -based methods, with respect to increasing cardinality of the aug-cc-pCVXZ basis set. The  $\Delta$ SCF values converge quickly, with the 5Z result decreasing the calculated ionization energy by only 0.014 eV from the QZ numbers. The results for all the correlated  $\Delta$  methods are within 0.1 eV of each other up until the QZ level, where they begin to diverge. At the 5Z level, the CCSD equations fail to converge and the  $\Delta$ MP2 results break monotonicity. An analysis of the denominators associated with excitations into the core virtual (Fig. 2) reveals that, for all basis sets, there are positive denominators and, furthermore, that a close-to-zero denominator appears at the QZ level. Once the complexity of the molecule increases, the virtual space will begin to populate the problematic orbital energy range associated with near-zero denominators even when using small basis sets. Yet the CCSD(S0) results, at the very least, suggest that accurate results *via*  $\Delta$ -based methods could be obtained if the irregularities caused by small denominators were addressed.

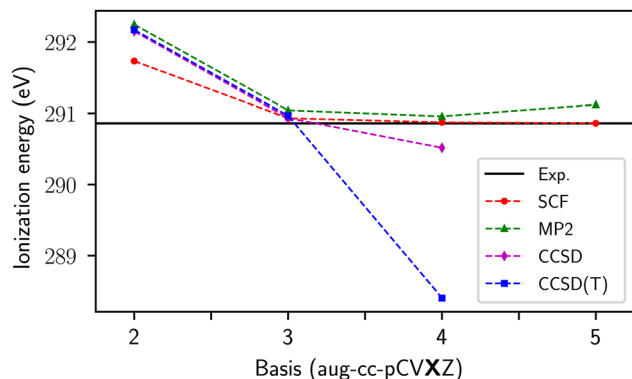


Fig. 1 CH<sub>4</sub> ionization at the Frank–Condon geometry.

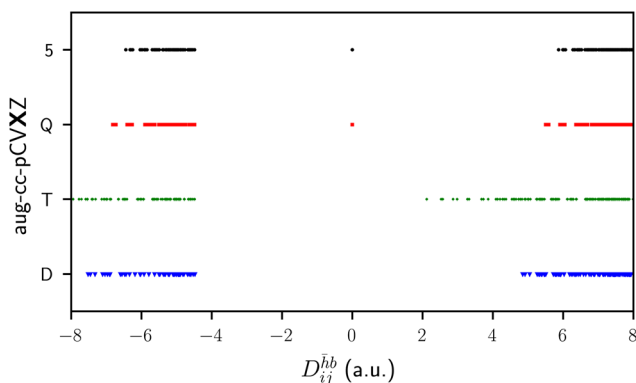


Fig. 2 Some values for the denominators associated with excitation into the core virtual for the CH<sub>4</sub> core-ionized reference.

### Scheme 1: deleting all amplitudes involving the core virtual

We make use of three additional schemes to address the numerical instabilities discussed previously. The first, which we refer as Scheme 1 (S1), is that proposed Zheng *et al.*<sup>38</sup> and employed by Lee and Head-Gordon.<sup>40</sup> This scheme simply excludes any amplitude involving the core virtual. Additionally, we chose to exclude singlet amplitudes that excite the occupied core electron.

$$\text{if}(a = \bar{h} \text{ or } i = h) \quad a_i^a, t_i^a = 0$$

$$\text{if}(a = \bar{h} \text{ or } b = \bar{h}) \quad a_{ij}^{ab}, t_{ij}^{ab} = 0$$

$$\text{if}(a = \bar{h} \text{ or } b = \bar{h} \text{ or } c = \bar{h}) \quad t_{ijk}^{abc}(c) = 0$$

Under these conditions, the ill-behaved amplitudes are removed by design. However, by excluding amplitudes that involve the core virtual, we are also excluding part of the correlation between the remaining core electron and valence electrons, as will become more clear below. The de-excitation amplitudes in the Lambda equations, solved to obtain CC properties like  $\langle S^2 \rangle$ , are treated in a completely analogous way. Under these constraints, the Lambda equations converged to yield to similar  $\langle S^2 \rangle$  values than without them, but at a much accelerated pace.

### Scheme 2: half-occupied core with zero spin-complement amplitude

To incorporate some of the correlation missing in S1, Scheme 2 (S2) allows for the double substitutions involving the core virtual,  $\bar{h}$ , that also promote the occupied electron in the same core orbital,  $h$  – these were found to be the leading amplitudes for some of the larger well-behaved S0 calculations. This treatment of the correlation involving the virtual core orbital is closely related to that<sup>55</sup> employed by Matthews in their study of core excitations<sup>67</sup> *via* the state-specific two-determinant Hilbert-space MR-CC,<sup>82,83</sup> and by Zhang *et al.* for  $\Delta$ CCSD(T) core ionizations.<sup>107</sup> S2 is pleasing in that, even though core substitutions are involved, they are all associated with configurations that retain a core occupancy of 1.

$$\text{if}(a = \bar{h} \text{ or } i = h) \quad a_i^a, t_i^a = 0$$

$$\text{if}(a = \bar{h} \text{ or } b = \bar{h})$$

$$\text{if}(i \neq h \text{ or } j \neq h) \quad a_{ij}^{ab}, t_{ij}^{ab} = 0$$

$$\text{if}(a = \bar{h} \text{ or } b = \bar{h} \text{ or } c = \bar{h})$$

$$\text{if}(i \neq h \text{ or } j \neq h \text{ or } k \neq h) \quad t_{ijk}^{abc}(c) = 0$$

As for S1, the CC de-excitation amplitudes are treated in a completely analogous way. We found that, in the case of the mixed singlets, allowing for the double substitution that generates the spin complement of the reference,  $a_h^\dagger a_\tau a_i^\dagger a_h$  with  $t$  being the target orbital, leads the CC iterations to converge towards the (lower energy) triplet excited state, resulting  $\langle S^2 \rangle$  values that deviate significantly from 1. Therefore, an additional constraint was placed on calculations for the mixed singlet: the amplitude associated with said excitation is also set to zero. This helped ensure that the  $\langle S^2 \rangle$  value of the CCSD wave function remained close to 1, signifying that it is a mixed spin configuration. Therefore, as with S1, the spin contamination is removed by evaluating the singlet energy *via* Yamaguchi's AP expression.

### Scheme 3: half-occupied core with unit spin-complement amplitude

As a final scheme, and exclusively for the calculations on the mixed singlet state, we propose to incorporate all of the conditions of S2 but, instead of neglecting the double substitution amplitude,  $a_h^\dagger a_\tau a_i^\dagger a_h$ , associated with the spin complement of the reference, we set it to 1.0; we refer to this as Scheme 3 (S3). These conditions force the CC iterations to look for the pure singlet starting from the mixed reference. As previously, the exact same S3 conditions are imposed on the de-excitation amplitudes for the left eigenvectors of the similarity transformed Hamiltonian. We found that the lambda equations were able to converge even when the de-excitation amplitude associated with the spin complement is not forced to be 1.0. Enforcing said condition accelerated the convergence to result in the same value for  $\langle S^2 \rangle$ . An attractive feature of S3, as will be elaborated on in the Results section, is that it bypasses the

need for AP altogether because the resulting states have  $\langle S^2 \rangle$  values relatively close to 0. S3 is, in fact, similar in spirit to the bi-configurational MR-CC model proposed by Oliphant and Adamowicz in 1991.<sup>81</sup> However S3 is dramatically simpler because additional triple and quadruple excitations that are necessary in MR-CC (in order to account for the single and double excitations on top of the “secondary reference”) are omitted here.

The amplitude of the spin complement can also be set to  $-1.0$  to access the  $M_s = 0$  triplet. This allows us to assess the reliability of S3 by comparing its calculated triplet,  $M_s = 0$  numbers against the  $M_s = \pm 1$  triplet numbers obtained *via* S2. In the absence of spin-orbit coupling or external magnetic fields, the  $M_s = 1$  and  $M_s = 0$  triplet states should be degenerate, so any differences reflect the failures of S3 with respect to S2. Naturally, one source of error will be the fact that, in S3, the correlation methods treat each individual configuration of the CSF unequally.

## Results and discussion

Before discussing the correlated methods, it is worth revisiting the spin-pure open shell singlet HF results (labeled as ROKS(HF), as this can be viewed as a special case of OODFT<sup>64</sup>). For the excitations considered, ROKS(HF) achieves a mean absolute error (MAE) and RMSE of 0.43 and 0.52 eV. All of the excitations involving carbon and nitrogen, and the O  $1s-\sigma^*/$ Rydberg transitions are overestimated. All of the fluorine and neon excitations, and the O  $1s-\pi^*$  transitions are underestimated. This element-dependent error distribution with respect to experiment leads to a relatively small mean signed error (MSE) of 0.18 eV. Using ROKS with the standard SCAN functional,<sup>84</sup> the best-performing functional according to a recent study, reduces the MAE to 0.16 eV, the RMSE to an impressive 0.19 eV,<sup>22</sup> and the MSE to  $-0.08$  eV. How well can CC methods limited to double or perturbative triple substitutions compete with these results?

We begin the analysis by noting that the FC-CVS-EOM-CCSD approach cannot match ROKS(SCAN), and in fact it scarcely outperforms the simple ROKS(HF): FC-CVS-EOM-CCSD achieves an MAE and RMSE of 0.34 and 0.41 eV. FC-CVS-EOM-CCSD tends to underestimate the excitations out of carbon, with an overestimation of 0.34 eV for the  $\text{CH}_3\text{OH } 1s \rightarrow 3s$  transition being the only serious exception. All other excitations are overestimated by FC-CVS-EOM-CCSD, except for the  $\text{N}_2 1s \rightarrow \pi^*$  and  $\text{Be } 1s \rightarrow 2p$  excitations, which are underestimated by 0.25 and 0.68 eV, respectively. The latter might be a failure of the FC-CVS model.

In regards to the correlated  $\Delta$  methods, addressing the offending denominators, either by eliminating all excitations into the core virtual (S1) or including only those that retain a core occupancy of 1 (S2 and S3) resulted in well-behaved, monotonically convergent CC calculations in all cases. Furthermore, for Schemes S1 and S2, the MP2, CCSD, and CCSD(T) correlation energies of the excited states, and the calculated

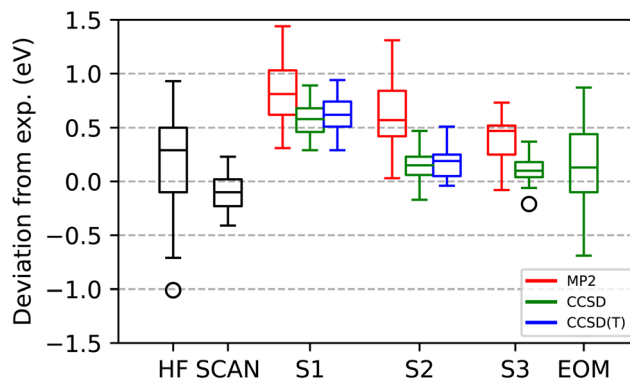


Fig. 3 Statistical summary of the accuracy of calculated K-shell core excitations relative to experimental values for the 21 transitions shown in Table 1, as evaluated by ROKS(HF), ROKS(SCAN), the correlated  $\Delta$  methods (Schemes S1, S2 and S3), and FC-CVS-EOM-CCSD-EE. For the S1 and S2 approaches, in addition to CCSD itself, the corresponding MP2 and CCSD(T) values are also shown. The specific values corresponding to these statistics are given in Table 1 and the ESI.<sup>†</sup>

excitation energies seem to converge monotonically towards a well defined BSL.

As observed in Fig. 3 and the ESI,<sup>†</sup> correlated calculations *via* Scheme S1 always overestimate the excitation energy.  $\Delta\text{MP2}(\text{S1})$ ,  $\Delta\text{CCSD}(\text{S1})$ , and  $\Delta\text{CCSD}(\text{T})(\text{S1})$  achieve MAEs of 0.82, 0.58, 0.63 eV, and RMSEs of 0.88, 0.60, 0.65 eV.  $\Delta\text{CCSD}(\text{S1})$  attenuates the most severe failures of  $\Delta\text{MP2}(\text{S1})$  – where it overestimates experiment by more than 1 eV:  $\text{H}_2\text{CO } 1s \rightarrow \pi^*$ ,  $\text{HCN } 1s \rightarrow \pi^*$ ,  $\text{HCN } 1s \rightarrow \pi^*$ ,  $\text{N}_2 1s \rightarrow \pi^*$ , and  $\text{F}_2 1s \rightarrow \sigma^*$ . These are all cases where  $\Delta\text{MP2}(\text{S1})$  changes the ROKS(HF) results the most – in all cases for worse – with  $\text{F}_2$  having the largest change in magnitude, at 2.3 eV.  $\Delta\text{CCSD}(\text{T})(\text{S1})$ , more often than not, seems to very slightly increase the error against experiment when compared to  $\Delta\text{CCSD}(\text{S1})$ . Including correlation employing S1, either *via* MP2, CCSD, or CCSD(T) only decreases the calculated values relative to  $\Delta\text{HF}$  in roughly half the cases. The MSEs for all the correlated methods under S1 are identical to their MAEs, which is consistent with a systematic overestimation of the excitation energies or, conversely, an under-correlation of the excited states. Since the results are expected to be well near the BSL, and the perturbative triples correction changes the CCSD results by a small amount, we attribute this to the configurations excluded from the correlation treatment for the sake of proper convergence.

As proposed in the previous section, not all configurations involving excitations into the core virtual need to be excluded for a safe convergence of the iterative CC procedure. Fig. 3 and ESI<sup>†</sup> show that including some of the missing configurations with S2 indeed reduces the error relative to S1.  $\Delta\text{MP2}(\text{S2})$ ,  $\Delta\text{CCSD}(\text{S2})$ , and  $\Delta\text{CCSD}(\text{T})(\text{S2})$  achieves MAEs of 0.62, 0.18, and 0.20 eV, and RMSEs of 0.69, 0.22 and 0.25 eV. A small systematic overestimation remains, as suggested by MSEs of 0.61, 0.16, and 0.20 eV. Two relevant statistical observations are that  $\Delta\text{MP2}(\text{S2})$  still fails to offer an improvement over ROKS(HF), and that the (T) correction slightly worsens the  $\Delta\text{CCSD}$  results. We note how the well-behaved excitations

involving the core account for roughly 0.4 eV of the calculated excitation energy, as measured by the statistical differences between  $\Delta\text{CCSD}(S1)$  and  $\Delta\text{CCSD}(S2)$ . This is in agreement with the findings of Zheng *et al.*<sup>38</sup> and emphasizes that, if quantitative agreement is desired, a CVS scheme like S1 is inadequate.

Before discussing the performance of S3 in predicting excitation energies, we make some other relevant remarks on the scheme. The de-excitation amplitudes were usually converged without any modifications to yield a CCSD  $\langle S^2 \rangle$  close to 0 (or 2, if the triplet state was being targeted). Naturally, it often takes many iterations for these amplitudes to respond to the large excitation amplitude in  $T_2$ . Imposing the condition analogous to S3 for the de-excitation amplitudes accelerated the convergence, never taking more than 35 iterations without DIIS for the cases that we studied. As is noted in the ESI,<sup>†</sup> a residual deviation from an  $\langle S^2 \rangle$  value of 0 remained for all calculations. The largest of these deviations was for the  $\text{C}_2\text{H}_2$   $1s \rightarrow \pi^*$  state, with an  $\langle S^2 \rangle$  of 0.069, the average being 0.033. We suspect that this might be due to the missing excitations described in the discussion of S3.

The spin-forbidden excitations into the triplet  $M_s = 0$  manifold were calculated with  $\Delta\text{CCSD}(S3)$  by forcing the amplitude of the spin complement of the reference to be  $-1.0$ ; they are listed in ESI.<sup>†</sup> We compared these against the triplet  $M_s = 1$  excitation energies as calculated by  $\Delta\text{CCSD}(S2)$ . The largest deviation was of 0.09 eV for the  $\text{H}_2\text{CO}$   $1s \rightarrow \pi^*$  state, the average being 0.04 eV. The  $M_s = 0$  triplet excitations were higher than the  $M_s = 1$  results for all but one case,  $\text{Be } 1s \rightarrow 2p$ , where the difference is  $-0.01$  eV. This is also consistent with the idea that for the  $M_s = 0$  triplets, as for the singlets, we are undercorrelating the excited state due to missing excitations.

An undercorrelation is not present for the  $M_s = 1$  triplet because, aside from any spatial symmetry breaking, this is purely a SR situation that S2 should be able to address. The triplet numbers, as calculated by  $\Delta\text{CCSD}(S2)$ , match fairly well with the two experimental numbers that we found for these spin-forbidden transitions: 114.3 eV for  $\text{Be } 1s \rightarrow 2p$  and 400.12 eV for  $\text{N}_2$   $1s \rightarrow \pi^*$ .<sup>85,86</sup>  $\Delta\text{CCSD}(S2)$  predicts them to be 114.37 eV and 400.24 eV, respectively. The average energy difference between the singlet and triplet excited states for the set of molecules studied here, as calculated by  $\Delta\text{CCSD}(S3)$ , is 0.44 eV. Some cases worthy of notice are  $\text{Be } 1s \rightarrow 2p$ , where the splitting is 1.16 eV, and  $\text{CO } 1s \rightarrow \pi^*$ , with the largest splitting of all: 1.42 eV. Interestingly, the splitting for  $\text{CO } 1s \rightarrow \pi^*$  is only 0.34 eV. Another case of relevance are the two Rydberg excitations  $\text{Ne } 1s \rightarrow 3s$  and  $\text{Ne } 1s \rightarrow 3p$ , which have the smallest splittings: 0.06 eV and 0.05 eV, respectively.

In Table 1, we present the calculated excitation energies of the singlet excited states for the most successful scheme,  $\Delta\text{CCSD}(S3)$ , against ROKS(HF), ROKS(SCAN), and FC-CVS-EOM-CCSD-EE.<sup>31</sup> All the statistics provided are compared against their most recent and/or accurate experimental values. The per-molecule results for the remaining schemes are listed in the ESI.<sup>†</sup> Overall,  $\Delta\text{CCSD}(S3)$  achieves an MAE and RMSE of 0.14 and 0.18 eV. The most challenging excitation for this method is  $\text{H}_2\text{CO } 1s \rightarrow \pi^*$ , with an overestimation of 0.37 eV from the experimental value of 287.98 eV by Remmers *et al.*<sup>87</sup> A small systematic overestimation remains, as suggested by a MSE of 0.12 eV. The only excitation that  $\Delta\text{CCSD}(S3)$  significantly underestimates is  $\text{CO } 1s \rightarrow \pi^*$ , which is below Sodhi and Brion's result of  $534.21 \pm 0.09$  eV by 0.21 eV.<sup>88</sup>

A recent study that is closely-related to our approach is the application of a direct two-determinant (TD) CCSD protocol<sup>82</sup> to

**Table 1** BSL estimate of the core excitation energies predicted by the best-performing theoretical methods studied in this project compared against their most recent experimental values. The uncertainties of the experimental values (when provided in the reference) are in parentheses

Transition	ROKS(HF)	ROKS(SCAN)	$\Delta\text{CCSD}(S3)$	EOM-CCSD	Experiment
Be 1s-2p	115.37	115.34	115.53	114.79	115.47 <sup>85</sup>
$\text{C}_2\text{H}_4$ 1s- $\pi^*$	285.27	284.70	284.77	284.68	284.68 (0.1) <sup>89</sup>
$\text{H}_2\text{CO}$ 1s- $\pi^*$	286.42	285.74	285.96	285.59	285.59 <sup>87</sup>
$\text{C}_2\text{H}_2$ 1s- $\pi^*$	286.40	285.67	285.84	285.55	285.9 (0.1) <sup>89</sup>
HCN 1s- $\pi^*$	286.98	286.35	286.51	286.07	286.37 <sup>90</sup>
CO 1s- $\pi^*$	288.05	286.99	287.46	286.71	287.40 (0.02) <sup>88</sup>
$\text{CH}_3\text{OH}$ 1s-3s	288.91	288.18	288.34	288.26	287.98 <sup>91</sup>
$\text{CH}_4$ 1s-3p( $t_2$ )	288.38	287.96	288.02	287.9	288.00 (0.2) <sup>92</sup>
HCN 1s- $\pi^*$	400.00	399.60	399.80	399.74	399.7 <sup>90</sup>
$\text{NH}_3$ 1s-3s	400.97	400.42	400.63	400.82	400.66 (0.2) <sup>92</sup>
$\text{N}_2$ 1s- $\pi^*$	401.18	400.80	401.02	400.63	400.88 (0.02) <sup>88</sup>
$\text{NH}_3$ 1s-3p(e)	402.62	402.18	402.41	402.46	402.33 (0.2) <sup>92</sup>
$\text{H}_2\text{CO}$ 1s- $\pi^*$	530.67	530.83	530.86	531.26	530.82 <sup>87</sup>
$\text{H}_2\text{O}$ 1s-3s	534.15	533.84	534.14	534.44	534.0 (0.2) <sup>92</sup>
$\text{CH}_3\text{OH}$ 1s-3s	534.16	533.98	534.24	534.64	534.12 <sup>91</sup>
CO 1s- $\pi^*$	533.68	533.97	534.00	534.50	534.21 (0.09) <sup>88</sup>
$\text{H}_2\text{O}$ 1s-3p ( $b_2$ )	536.03	535.65	536.08	536.21	535.9 (0.2) <sup>92</sup>
$\text{F}_2$ 1s- $\sigma^*$	681.19	682.43	682.41	683.07	682.2 (0.1) <sup>93</sup>
HF 1s- $\sigma^*$	687.31	687.44	687.76	688.05	687.4 (0.2) <sup>93</sup>
Ne 1s-3s	864.75	865.18	865.37	865.54	865.1 (0.1) <sup>93</sup>
Ne 1s-3p	866.58	866.96	867.30	867.40	867.29 <sup>94</sup>
MSE	0.15	-0.09	0.12	0.11	
MAE	0.43	0.15	0.14	0.34	
RMSE	0.52	0.19	0.18	0.41	
MAX	1.01	0.41	0.37	0.87	

study core excited states.<sup>67</sup> This procedure follows the  $\Delta$ CC framework through orbital-optimizing a core excited configuration, constructing a CSF, and carrying out TD-CCSD on top of it. To address the dangerous denominators, an equivalent of our Scheme 2 is employed.<sup>55</sup> It is shown that TD-CCSD results have a comparable accuracy to the  $\Delta$ CCSD results reported here, with a MAE of 0.10 eV and RMSE of 0.11 eV against the Coriani implementation of CVS-EOM-EE-CCSDT for the three lowest lying core excitations of HCN, CO, NH<sub>3</sub>, and H<sub>2</sub>O. The  $\Delta$ CC approaches presented in our work have the advantage of halving the number of amplitudes as compared to the bi-configurational TD-CCSD, by virtue of employing pure SR formalism. Furthermore, employing the Scheme of choice to accelerate the convergence of the Lambda equations enables calculations of excited state properties such as gradients and  $\langle S^2 \rangle$ .

It is worth emphasizing that, as noted by Vidal *et al.* in their report,<sup>31</sup> the good performance of the FC-CVS relative to the earlier CVS scheme<sup>29</sup> is due to a cancellation of errors. The ground state CC wave function is under-correlated by imposing the frozen core approximation, bringing down the excitation energy to better match the experimental value. The CVS scheme of Coriani *et al.*<sup>29</sup> includes all excitations for the ground state and decouples the core excited states *via* projection from the valence states in the EOM component of the procedure. As such, it does not benefit from the error cancellation present in the FC-CVS scheme and despite being preferable on formal grounds, it performs worse when comparing to experiment.

Table 2 compares the  $\Delta$ CCSD(S2) core ionizations, against those calculated by  $\Delta$ SCF(HF),  $\Delta$ SCF(SCAN) and FC-CVS-EOM-CCSD-IP. Fig. 4 shows box-whisker plots for both the S1 and S2 methods applied to MP2, CCSD, and CCSD(T) relative to the same existing methods. The experimental values used as a reference are the ones given by Jolly *et al.*<sup>95</sup> unless a more recent study was found.  $\Delta$ SCF(HF) has a MSE, MAE, and RMSE

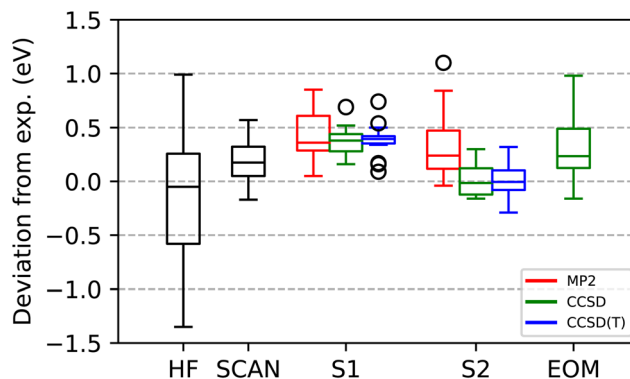


Fig. 4 Statistical summary of the accuracy of calculated K-shell core ionizations relative to experimental values for the 18 ionizations shown in Table 2, as evaluated by ROHF(SCF), the correlated  $\Delta$  methods (Schemes S1 and S2), and FC-CVS-EOM-CCSD-IP. For the S1 and S2 approaches, in addition to CCSD itself, the corresponding MP2 and CCSD(T) values are also shown. The specific values corresponding to these statistics are given in Table 2 and the ESI.†

of  $-0.15$ ,  $0.45$ , and  $0.58$  eV, respectively. The two most challenging cases for  $\Delta$ SCF in the ionization data set, CO and F<sub>2</sub>, are the only cases with an error greater than 1 eV.  $\Delta$ SCF(SCAN) reduces the  $\Delta$ SCF(HF) errors by more than a factor of two, with an MAE and RMSE of 0.21 and 0.25 eV. In contrast to excitations, all ionizations except two, F<sub>2</sub> and Ne, are overestimated with  $\Delta$ SCF(SCAN), resulting in an MSE similar to its MAE: 0.18 eV. The most challenging case for  $\Delta$ SCF(SCAN) is Be, overestimated by 0.51 eV. Somewhat surprisingly  $\Delta$ SCF(HF) predicts the experimental Be ionization perfectly.

The performance of  $\Delta$ SCF(HF) against the much more sophisticated FC-CVS-EOM-IP-CCSD is once again remarkable, with the MAE and RMSE of the latter being 0.35 and 0.45 eV. Elaborating on the previous discussion on the specific details of

Table 2 BSL estimate of the core ionization energies predicted by the best-performing theoretical methods studied in this project compared against their most recent experimental values. The uncertainties of the experimental values (when provided in the reference) are in parentheses

Transition	$\Delta$ SCF(HF)	$\Delta$ SCF(SCAN)	$\Delta$ CCSD(S2)	EOM-CCSD	Experiment
Be 1s-ion	123.35	123.92	123.65	123.49	123.35 <sup>85</sup>
C <sub>2</sub> H <sub>4</sub> 1s-ion	290.71	290.92	290.72	290.95	290.88 <sup>95</sup>
CH <sub>4</sub> 1s-ion	290.86	290.92	290.69	290.68	290.83 <sup>95</sup>
C <sub>2</sub> H <sub>2</sub> 1s-ion	291.39	291.47	291.21	291.26	291.14 <sup>95</sup>
CH <sub>3</sub> OH 1s-ion	292.63	292.63	292.44	292.52	292.3 (0.2) <sup>96</sup>
HCN 1s-ion	293.76	293.68	293.43	293.34	293.50 <sup>95</sup>
H <sub>2</sub> CO 1s-ion	294.91	294.75	294.50	294.70	294.35 <sup>87</sup>
CO 1s-ion	297.23	296.58	296.47	296.43	296.24 <sup>95</sup>
NH <sub>3</sub> 1s-ion	405.48	405.70	405.51	405.77	405.52 <sup>95</sup>
HCN 1s-ion	406.74	406.96	406.78	407.10	406.8 <sup>95</sup>
N <sub>2</sub> 1s-ion	410.21	410.15	409.99	409.89	409.9 <sup>95</sup>
CH <sub>3</sub> OH 1s-ion	538.43	539.08	538.90	539.64	539.06 (0.2) <sup>96</sup>
H <sub>2</sub> CO 1s-ion	538.51	539.47	539.29	540.28	539.30 <sup>87</sup>
H <sub>2</sub> O 1s-ion	539.49	539.96	539.82	540.29	539.92 <sup>95</sup>
CO 1s-ion	541.79	542.65	542.43	543.10	542.57 <sup>95</sup>
HF 1s-ion	693.62	694.30	694.25	694.80	694.0 <sup>95</sup>
F <sub>2</sub> 1s-ion	695.36	696.54	696.58	697.58	696.71 <sup>95</sup>
Ne 1s-ion	869.54	870.21	870.31	870.49	870.33 <sup>94</sup>
MSE	-0.15	0.18	0.01	0.31	
MAE	0.45	0.21	0.12	0.35	
RMSE	0.58	0.25	0.15	0.45	
MAX	1.35	0.57	0.30	0.98	



the CVS implementation, we note that these FC-CVS-EOM-IP-CCSD errors are roughly five times smaller than those reported by Liu *et al.* for the Coriani-style CVS-EOM-IP-CCSD.<sup>57</sup> A similar situation takes place within the context of EOM-EE-CCSD for core excitations, as reported by Vidal *et al.*<sup>31</sup>

In contrast to excitations, the correlated  $\Delta$  methods using the S1 model manage to slightly improve upon  $\Delta$ HF for ionization.  $\Delta$ MP2(S1) increases the HF ionization energy in almost all cases, and over 1 eV in several of them: H<sub>2</sub>CO, CH<sub>3</sub>OH, CO, HF, F<sub>2</sub>, and Ne. The only case where  $\Delta$ MP2(S1) decreases the ionization predicted by  $\Delta$ HF is CO, which is also the second most challenging case for  $\Delta$ HF, right after F<sub>2</sub>. The problematic Be is overestimated by 0.81 eV by  $\Delta$ MP2(S1). Once again,  $\Delta$ CCSD(S1) alleviates the worst cases in  $\Delta$ MP2(S1). CO is anomalous in that this is the only case where  $\Delta$ CCSD(S1) significantly worsens the  $\Delta$ MP2(S1) result, and also the only one where the (T) seems to significantly improve the result, correcting the  $\Delta$ CCSD(S1) result by 0.17 eV. Overall, the S1 methods result in MAEs and RMSEs of 0.42, 0.37, 0.38 eV and 0.49, 0.39, 0.41 eV for MP2, CCSD, and CCSD(T). As Lubjic<sup>37</sup> noted in their study,  $\Delta$ MP2(S1) seldom warrants the additional cost over  $\Delta$ SCF and neither extending to CCSD or CCSD(T) seems to improve the results to an extent that justifies their cost. As for excitations, a consistent overestimation of the core ionization energies, as evidenced by the MSEs being equal to the MAEs for all the S1 correlated methods, hints at the configurations neglected by the S1 scheme being important.

Indeed, the improvement in calculated core ionization energies provided by the correlated methods under model S2, relative to S1, is even more dramatic than it is for the excitations. In contrast with  $\Delta$ MP2(S1),  $\Delta$ MP2(S2) manages to somewhat improve the statistics from  $\Delta$ HF, bringing down the MAE and RMSE to 0.33 and 0.44 eV. S2 improves the S1 results for MP2 in almost all cases, the only significant exception being Be, where  $\Delta$ MP2(S2) performs the worst: an overestimation of 1.1 eV. As with S1,  $\Delta$ CCSD(S2) alleviates the failures of  $\Delta$ MP2(S2) (significantly for Be) and brings the MAE and RMSE down to 0.12 and 0.15 eV.  $\Delta$ CCSD(T) slightly worsens the statistics by bringing the MAE and RMSE to 0.13 and 0.17 eV. The RMSE for  $\Delta$ CCSD(S2) is more than 2.5 times smaller than for FC-CVS-EOM-IP-CCSD.

The results presented here are comparable to those in Table 5 of Zheng *et al.*<sup>38</sup> The differences can be associated with the different basis sets used and the way we are treating the correlation associated with the core virtual. Whereas in their study, they make estimates to the correlation missing due to freezing the core orbital completely (S1) by carrying out unconstrained (S0) calculations with denominator thresholds, S2 recovers it by a well-defined protocol. In a subsequent study, the same team found the relevance of going beyond S1 (CVS0 in their work) and using an equivalent to our S2 (CVS- $\Delta$ CCSD(T) in their work), they found excellent agreement with experiment as well.<sup>107</sup> The numbers they report on the third column of their Table 1, corresponding to their CVS- $\Delta$ CCSD(T) model with a TQ5-extrapolated cc-pCVXZ BSL, yield an MSE, MAE, and RMSE of 0.11, 0.13, and 0.17 eV for the subset of molecules common in both our data-sets (all of the ones presented here except Be and

Ne,) using the experimental values we collected. Furthermore, they show that high-order relativistic effects (*i.e.*, going beyond the exact two-component theory in its one-electron variant, or X2C-1e) are not relevant for second-row K-edge ionizations but they amount to  $-0.80$  eV for Si, quickly increasing with the atomic number of the probed atom.

## Conclusions

We have studied the use of core-hole orbital-optimized references in SR correlated methods to describe core excited and core ionized states of 18 small closed-shell organic molecules, and compared them against two of the most successful approaches so far: ROKS(SCAN) and FC-CVS-EOM-CC. The use of three different schemes (S1, S2, S3) to address the convergence problems of the CC equations, and the spin contamination of the excited states, were employed. S1 excludes all amplitudes involving the half-occupied core orbital associated with the excitation or ionization. S2 allows for the ones that retain a core occupancy of 1. S3, exclusively for CCSD core excitations, fixes the  $T_2$  amplitude associated with the spin complement of a spin symmetry-broken core excited reference to  $\pm 1.0$ , thereby ensuring the proper reference CSF is present in the cluster expansion. As evidenced by the energetic difference between the singlet and the triplet core excited states, addressing the spin contamination associated with using a symmetry broken reference is essential for quantitative studies using the correlated  $\Delta$  methods unless Rydberg states are being targeted.

To compare with experimental core excitations and ionizations requires careful attention to basis set convergence, which we have addressed by using the aug-cc-pCVXZ basis set for heavy atoms ( $n = T, Q$ , with extrapolation), and aug-cc-pVDZ for hydrogen. With this protocol,  $\Delta$ CCSD(S3) performs the best among the correlated  $\Delta$  methods for core excitations, reaching an MAE and RMSE of 0.14 and 0.18 eV for CCSD. These statistics are on par with the most successful orbital-optimized DFT approach, ROKS(SCAN).  $\Delta$ CCSD(S2) follows closely behind, with an MAE and RMSE of 0.18 and 0.22 eV. As such,  $\Delta$ CCSD with either S2 or S3 roughly halves the errors of FC-CVS-EOM-CCSD-EE. A similar situation takes place for ionizations, where S2 in conjunction with CCSD performs the best, by achieving a MAE and RMSE of 0.13 and 0.17 eV, respectively.  $\Delta$ CCSD(S2) reduces the FC-CVS-EOM-CCSD-IP error by more than a factor of 2.5, and outperforms  $\Delta$ SCF(SCAN), which has an MAE and RMSE of 0.21 and 0.25 eV.

The use of a CVS scheme like S1 for the correlated  $\Delta$  methods is discouraged, if quantitative agreement is sought after. Furthermore, as has previously been concluded by others,<sup>37</sup> we cannot recommend the use of  $\Delta$ MP2 for the prediction of core excitations or ionizations. In the future, it may be interesting to explore whether regularization or further orbital re-optimization<sup>40,97</sup> can address the limitations of  $\Delta$ MP2. Finally, we note that the use of the perturbative (T) triples correction with the best scheme that allows for it, S2, does not seem to offer a significant improvement over CCSD. Perhaps this is because the effect of triples is small

(based on the excellent results obtained with  $\Delta$ CCSD(S2) and  $\Delta$ CCSD(S3)) or perhaps a full triples treatment is needed to obtain further significant improvement.

There are additional sources for the disagreement with regards to experimental values. Difficulties in measuring XAS spectra often result in slightly different experimental values from different sources (refer to ref. 94 for example) which are often on the order of the errors observed here. We have made our best effort to obtain the most recent and reliable information available at the moment. Additionally, physical effects lacking in our model may also contribute to a disagreement with the experiment. There are two such effects that we expect to be of relevance. The first is the fact that we are treating core excited states as formally bound, whereas in reality they are resonances coupling with the Auger continuum.<sup>98</sup> Said effect is expected to shift the energy of the resonance. The second is that we are computing vertical excitation energies – a more complete model would incorporate vibronic effects.<sup>99–102</sup>

Despite its shortcomings, the main tool for routine calculation of XAS is TD-DFT. Furthermore, due to the recent advances in LR-DFT-based theory<sup>103,104</sup> the efficient implementations of ASCF methods,<sup>105</sup> and specialized basis sets,<sup>74</sup> techniques based on mean field approaches will likely remain the workhorses for the calculation of core spectra. Nonetheless, considering an accuracy of less than 0.2 eV attained by the  $\Delta$ CCSD schemes S2 and S3 for specific transitions, we expect these to be a promising method for providing benchmark theory-based core excitation/ionization numbers. Furthermore, the  $\Delta$ CCSD methods presented here retain the formal  $\mathcal{O}(N^6)$  scaling of CCSD. Therefore, the hard limit due to computational resources on the size of the systems that can be tackled by  $\Delta$ CCSD is equivalent to that of standard SR CCSD. The challenges to making  $\Delta$ CCSD a practical method for the calculation of excitation energies, as can now be done with EOM-CCSD, is largely implementational. Specialized and efficient amplitude windowing algorithms to carry out the particular  $\Delta$ CC scheme and a robust workflow that allows for the  $\Delta$ CCSD calculation on a number of states of interest (which can be carried out in parallel)<sup>105</sup> could eventually lead to routine  $\Delta$ CCSD calculations for transition energies. Furthermore, the question of compact and efficient basis sets for these orbital-optimized, wave-function-based correlated calculations deserves future attention. New developments for the calculation of transition properties, such as oscillator strengths, within the  $\Delta$ CCSD framework are still needed in order to make this approach an attractive alternative to conventional CC methods for excited states. As a final outlook, we point out to the possibility of employing these accurate core excited and core-ionized SR CC reference states as the starting point for EOM calculations to open up new avenues for investigating satellite peaks – formally higher excited states beyond the reach of the traditional EOM formalism – in core spectroscopies.<sup>106</sup>

## Conflicts of interest

M. H.-G. is a part-owner of Q-Chem, which is the software platform in which the developments described here were implemented.

## Acknowledgements

The authors thank Diptarka Hait for fruitful discussions. J. L. thanks David Reichman for support. This work was supported by the Director, Office of Science, Office of Basic Energy Sciences, of the U.S. Department of Energy, under Contract No. DE-AC02-05CH11231.

## References

- 1 L. H. Yu and T. Shaftan, Towards coherent X-ray free-electron lasers, *Nat. Photonics*, 2019, **13**, 513–515.
- 2 A. Halavanau, A. Benediktovitch, A. A. Lutman, D. DePonte, D. Cocco, N. Rohringer, U. Bergmann and C. Pellegrini, Population inversion X-ray laser oscillator, *Proc. Natl. Acad. Sci. U. S. A.*, 2020, **117**, 15511–15516.
- 3 P. Kumar Maroju, *et al.*, Attosecond pulse shaping using a seeded free-electron laser, *Nature*, 2005, **386**, 578.
- 4 J. Duris, *et al.*, Tunable isolated attosecond X-ray pulses with gigawatt peak power from a free-electron laser, *Nat. Photonics*, 2019, **14**, 30–36.
- 5 K. F. Chang, M. Reduzzi, H. Wang, S. M. Poullain, Y. Kobayashi, L. Barreau, D. Prendergast, D. M. Neumark and S. R. Leone, Revealing electronic state-switching at conical intersections in alkyl iodides by ultrafast XUV transient absorption spectroscopy, *Nat. Commun.*, 2020, **11**, 1–7.
- 6 Z. H. Loh, *et al.*, Observation of the fastest chemical processes in the radiolysis of water, *Science*, 2020, **367**, 179–182.
- 7 Y. C. Lin, A. P. Fidler, A. Sandhu, R. R. Lucchese, C. W. McCurdy, S. R. Leone and D. M. Neumark, Coupled nuclear–electronic decay dynamics of O<sub>2</sub> inner valence excited states revealed by attosecond XUV wave-mixing spectroscopy, *Faraday Discuss.*, 2021, **228**, 537–554.
- 8 F. Sette, M. H. Krisch, C. Masciovecchio, G. Ruocco and G. Monaco, Dynamics of glasses and glass-forming liquids studied by inelastic X-ray scattering, *Science*, 1998, **280**, 1550–1555.
- 9 A. R. Attar, H.-T. Chang, A. Britz, X. Zhang, M.-F. Lin, A. Krishnamoorthy, T. Linker, D. Fritz, D. M. Neumark, R. K. Kalia, A. Nakano, P. Ajayan, P. Vashishta, U. Bergmann and S. R. Leone, Simultaneous Observation of Carrier-Specific Redistribution and Coherent Lattice Dynamics in 2H-MoTe<sub>2</sub> with Femtosecond Core-Level Spectroscopy, *ACS Nano*, 2020, **14**, 15829–15840.
- 10 T. Mazza, *et al.*, Mapping Resonance Structures in Transient Core-Ionized Atoms, *Phys. Rev. X*, 2020, **10**, 041056.
- 11 D. C. Haynes, *et al.*, Clocking Auger electrons, *Nat. Phys.*, 2021, **17**, 512–518.
- 12 T. Popmintchev, *et al.*, Bright coherent ultrahigh harmonics in the keV X-ray regime from mid-infrared femtosecond lasers, *Science*, 2012, **336**, 1287–1291.
- 13 P. Zimmermann, S. Peredkov, P. M. Abdala, S. DeBeer, M. Tromp, C. Muller and J. A. van Bokhoven, Modern X-ray

- spectroscopy: XAS and XES in the laboratory, *Coord. Chem. Rev.*, 2020, **423**, 213466.
- 14 L. Barreau, A. D. Ross, S. Garg, P. M. Kraus, D. M. Neumark and S. R. Leone, Efficient table-top dual-wavelength beam-line for ultrafast transient absorption spectroscopy in the soft X-ray region, *Sci. Rep.*, 2020, **10**, 1–9.
  - 15 V. Scutelnic, S. Tsuru, M. Papai, Z. Yang, M. Epshtein, T. Xue, E. Haugen, Y. Kobayashi, A. I. Krylov, K. B. Møller, S. Coriani and S. R. Leone, X-ray transient absorption reveals the 1Au ( $n\pi^*$ ) state of pyrazine in electronic relaxation, *Nat. Commun.*, 2021, **12**, 6–13.
  - 16 M. Epshtein, V. Scutelnic, Z. Yang, T. Xue, M. L. Vidal, A. I. Krylov, S. Coriani and S. R. Leone, Table-Top X-ray Spectroscopy of Benzene Radical Cation, *J. Phys. Chem. A*, 2020, **124**, 9524–9531.
  - 17 N. A. Besley and F. A. Asmuruf, Time-dependent density functional theory calculations of the spectroscopy of core electrons, *Phys. Chem. Chem. Phys.*, 2010, **12**, 12024–12039.
  - 18 K. Lyon, R. Preciado-Rivas and C. Zamora-Ledeza, Charge transfer in time-dependent density functional theory, *J. Phys.: Condens. Matter*, 2017, **29**, 423001.
  - 19 N. T. Maitra, Charge transfer in time-dependent density functional theory, *J. Phys. Condens. Matter*, 2017, **29**, 423001.
  - 20 N. T. Maitra, Double and Charge-Transfer Excitations in Time-Dependent Density Functional Theory, *Annu. Rev. Phys. Chem.*, 2022, **73**, 117–140.
  - 21 A. Dreuw and M. Head-Gordon, Failure of Time-Dependent Density Functional Theory for Long-Range Charge-Transfer Excited States: The Zincbacteriochlorin-Bacteriochlorin and Bacteriochlorophyll-Spheroidene Complexes, *J. Am. Chem. Soc.*, 2004, **126**, 4007–4016.
  - 22 D. Hait and M. Head-Gordon, Highly Accurate Prediction of Core Spectra of Molecules at Density Functional Theory Cost: Attaining Sub-electronvolt Error from a Restricted Open-Shell Kohn-Sham Approach, *J. Phys. Chem. Lett.*, 2020, **11**, 775–786.
  - 23 L. A. Cunha, D. Hait, R. Kang, Y. Mao and M. Head-Gordon, Relativistic Orbital-Optimized Density Functional Theory for Accurate Core-Level Spectroscopy, *J. Phys. Chem. Lett.*, 2022, **13**, 3438–3449.
  - 24 L. S. Cederbaum, W. Domcke and J. Schirmer, Many-body theory of core holes, *Phys. Rev. A: At., Mol., Opt. Phys.*, 1980, **22**, 206.
  - 25 A. Barth and L. S. Cederbaum, Many-body theory of core-valence excitations, *Phys. Rev. A: At., Mol., Opt. Phys.*, 1981, **23**, 1038.
  - 26 A. Barth and J. Schirmer, Theoretical core-level excitation spectra of N<sub>2</sub> and CO by a new polarisation propagator method, *J. Phys. B: At. Mol. Phys.*, 1985, **18**, 867–885.
  - 27 S. Coriani, O. Christiansen, T. Fransson and P. Norman, Coupled-cluster response theory for near-edge X-ray-absorption fine structure of atoms and molecules, *Phys. Rev. A: At., Mol., Opt. Phys.*, 2012, **85**, 22507.
  - 28 J. Kauczor, P. Norman, O. Christiansen and S. Coriani, Communication: A reducedspace algorithm for the solution of the complex linear response equations used in coupled cluster damped response theory, *J. Chem. Phys.*, 2013, **139**, 211102.
  - 29 S. Coriani and H. Koch, Communication: X-ray absorption spectra and core-ionization potentials within a core-valence separated coupled cluster framework, *J. Chem. Phys.*, 2015, **143**, 181103.
  - 30 J. Wenzel, A. Holzer, M. Wormit and A. Dreuw, Analysis and comparison of CVS-ADC approaches up to third order for the calculation of core-excited states, *J. Chem. Phys.*, 2015, **142**, 214104.
  - 31 M. L. Vidal, X. Feng, E. Epifanovsky, A. I. Krylov and S. Coriani, New and Efficient Equation-of-Motion Coupled-Cluster Framework for Core-Excited and Core-Ionized States, *J. Chem. Theory Comput.*, 2019, **15**, 3117–3133.
  - 32 L. Triguero, O. Plashkevych, L. G. Pettersson and H. Agren, Separate state vs. transition state Kohn-Sham calculations of X-ray photoelectron binding energies and chemical shifts, *J. Electron Spectrosc. Relat. Phenom.*, 1999, **104**, 195–207.
  - 33 D. Hait and M. Head-Gordon, Excited State Orbital Optimization via Minimizing the Square of the Gradient: General Approach and Application to Singly and Doubly Excited States via Density Functional Theory, *J. Chem. Theory Comput.*, 2020, **16**, 1699–1710.
  - 34 N. A. Besley, A. T. Gilbert and P. M. Gill, Self-consistent-field calculations of core excited states, *J. Chem. Phys.*, 2009, **130**, 124308.
  - 35 D. Dufлот, J. P. Flament, J. Heinesch and M. J. Hubin-Franskin, The K-shell spectra of tetrahydrofuran studied by electron energy loss spectroscopy and ab initio calculations, *Chem. Phys. Lett.*, 2010, **495**, 27–32.
  - 36 J. Shim, M. Klobukowski, M. Barysz and J. Leszczynski, Calibration and applications of the  $\Delta$ mp2 method for calculating core electron binding energies, *Phys. Chem. Chem. Phys.*, 2011, **13**, 5703–5711.
  - 37 I. Ljubic, Reliability of density functional and perturbation theories for calculating core-ionization spectra of free radicals, *J. Chem. Theory Comput.*, 2014, **10**, 2333–2343.
  - 38 X. Zheng and L. Cheng, Performance of Delta-Coupled-Cluster Methods for Calculations of Core-Ionization Energies of First-Row Elements, *J. Chem. Theory Comput.*, 2019, **15**, 4945–4955.
  - 39 X. Zheng, J. Liu, G. Doumy, L. Young and L. Cheng, Heterosite Double Core Ionization Energies with Sub-electronvolt Accuracy from Delta-Coupled-Cluster Calculations, *J. Phys. Chem. A*, 2020, **124**, 4413–4426.
  - 40 J. Lee, D. W. Small and M. Head-Gordon, Excited states via coupled cluster theory without equation-of-motion methods: Seeking higher roots with application to doubly excited states and double core hole states, *J. Chem. Phys.*, 2019, **151**, 214103.
  - 41 M. Huang, C. Li and F. A. Evangelista, Theoretical Calculation of Core-Excited States along Dissociative Pathways beyond Second-Order Perturbation Theory, *J. Chem. Theory Comput.*, 2022, **18**, 219–233.

- 42 C. H. Hu and D. P. Chong, Density functional computations for inner-shell excitation spectroscopy, *Chem. Phys. Lett.*, 1996, **262**, 729–732.
- 43 L. Triguero, L. Pettersson and H. Agren, Calculations of near-edge x-ray-absorption spectra of gas-phase and chemisorbed molecules by means of density-functional and transition-potential theory, *Phys. Rev. B: Condens. Matter Mater. Phys.*, 1998, **58**, 8097–8110.
- 44 G. S. Michelitsch and K. Reuter, Efficient simulation of near-edge X-ray absorption fine structure (NEXAFS) in density-functional theory: Comparison of core-level constraining approaches, *J. Chem. Phys.*, 2019, **150**, 074104.
- 45 J. Brabec, K. Bhaskaran-Nair, N. Govind, J. Pittner and K. Kowalski, Communication: Application of state-specific multireference coupled cluster methods to core-level excitations, *J. Chem. Phys.*, 2012, **137**, 1–5.
- 46 S. Sen, A. Shee and D. Mukherjee, A study of the ionisation and excitation energies of core electrons using a unitary group adapted state universal approach, *Mol. Phys.*, 2013, **111**, 2625–2639.
- 47 A. K. Dutta, J. Gupta, N. Vaval and S. Pal, Intermediate Hamiltonian Fock space multireference coupled cluster approach to core excitation spectra, *J. Chem. Theory Comput.*, 2014, **10**, 3656–3668.
- 48 D. Maganas, J. K. Kowalska, M. Nooijen, S. Debeer and F. Neese, Comparison of multireference ab initio wavefunction methodologies for X-ray absorption edges: A case study on [Fe(II/III)Cl<sub>4</sub>]<sup>2-</sup>/1-molecules, *J. Chem. Phys.*, 2019, **150**.
- 49 S. M. Garner and E. Neuscamman, Core excitations with excited state mean field and perturbation theory, *J. Chem. Phys.*, 2020, **153**, 154102.
- 50 S. M. Garner and E. Neuscamman, A variational Monte Carlo approach for core excitations, *J. Chem. Phys.*, 2020, **153**, 144108.
- 51 A. T. Gilbert, N. A. Besley and P. M. Gill, Self-consistent field calculations of excited states using the maximum overlap method (MOM), *J. Phys. Chem. A*, 2008, **112**, 13164–13171.
- 52 G. M. Barca, A. T. Gilbert and P. M. Gill, Simple models for difficult electronic excitations, *J. Chem. Theory Comput.*, 2018, **14**, 1501–1509.
- 53 K. Carter-Fenk and J. M. Herbert, State-Targeted Energy Projection: A Simple and Robust Approach to Orbital Relaxation of Non-Aufbau Self-Consistent Field Solutions, *J. Chem. Theory Comput.*, 2020, **16**, 5067–5082.
- 54 S. F. Boys, Construction of some molecular orbitals to be approximately invariant for changes from one molecule to another, *Rev. Mod. Phys.*, 1960, **32**, 296–299.
- 55 M. Nooijen and R. J. Bartlett, Description of core-excitation spectra by the openshell electron-attachment equation-of-motion coupled cluster method, *J. Chem. Phys.*, 1995, **102**, 6735–6756.
- 56 I. E. Brumboiu and T. Fransson, Core-hole delocalization for modeling x-ray spectroscopies: A cautionary tale, *J. Chem. Phys.*, 2022, **156**, 214109.
- 57 J. Liu, D. Matthews, S. Coriani and L. Cheng, Benchmark Calculations of K-Edge Ionization Energies for First-Row Elements Using Scalar-Relativistic Core-Valence-Separated Equation-of-Motion Coupled-Cluster Methods, *J. Chem. Theory Comput.*, 2019, **15**, 1642–1651.
- 58 K. J. Oosterbaan, A. F. White, D. Hait and M. Head-Gordon, Generalized single excitation configuration interaction: An investigation into the impact of the inclusion of non-orthogonality on the calculation of core-excited states, *Phys. Chem. Chem. Phys.*, 2020, **22**, 8182–8192.
- 59 K. Yamaguchi, F. Jensen, A. Dorigo and K. Houk, A spin correction procedure for unrestricted Hartree-Fock and Moller-Plesset wavefunctions for singlet diradicals and polyradicals, *Chem. Phys. Lett.*, 1988, **149**, 537–542.
- 60 Y. Kitagawa, T. Saito, Y. Nakanishi, Y. Kataoka, T. Matsui, T. Kawakami, M. Okumura and K. Yamaguchi, Spin contamination error in optimized geometry of singlet carbene (1A<sub>1</sub>) by broken-symmetry method, *J. Phys. Chem. A*, 2009, **113**, 15041–15046.
- 61 I. Frank, J. Hutter, D. Marx and M. Parrinello, Molecular dynamics in low-spin excited states, *J. Chem. Phys.*, 1998, **108**, 4060–4069.
- 62 M. Filatov and S. Shaik, A spin-restricted ensemble-referenced Kohn-Sham method and its application to diradicaloid situations, *Chem. Phys. Lett.*, 1999, **304**, 429–437.
- 63 T. Kowalczyk, T. Tsuchimochi, P.-T. Chen, L. Top and T. Van Voorhis, Excitation energies and Stokes shifts from a restricted open-shell Kohn-Sham approach, *J. Chem. Phys.*, 2013, **138**, 164101.
- 64 D. Hait and M. Head-Gordon, Orbital optimized density functional theory for electronic excited states, *J. Phys. Chem. Lett.*, 2021, **12**, 4517–4529.
- 65 D. Hait, E. A. Haugen, Z. Yang, K. J. Oosterbaan, S. R. Leone and M. Head-Gordon, Accurate prediction of core-level spectra of radicals at density functional theory cost via square gradient minimization and recoupling of mixed configurations, *J. Chem. Phys.*, 2020, **153**, 134108.
- 66 L. M. Balkova and A. Bartlett, Multiple solutions of the single-reference coupledcluster method, *Chem. Phys. Lett.*, 1993, **2**, 12.
- 67 D. A. Matthews, EOM-CC methods with approximate triple excitations applied to core excitation and ionisation energies, *Mol. Phys.*, 2020, **118**, e1771448.
- 68 M. Simons and D. A. Matthews, Transition-potential coupled cluster, *J. Chem. Phys.*, 2021, **154**, 014106.
- 69 M. Simons and D. A. Matthews, Transition-Potential Coupled Cluster II: Optimization of the Core Orbital Occupation Number, 2022.
- 70 J. F. Stanton, J. Gauss, J. D. Watts and R. J. Bartlett, A direct product decomposition approach for symmetry exploitation in many-body methods. I. Energy calculations, *J. Chem. Phys.*, 1991, **94**, 4334–4345.
- 71 E. Epifanovsky, *et al.*, Software for the frontiers of quantum chemistry: An overview of developments in the Q-Chem 5 package, *J. Chem. Phys.*, 2021, **155**, 084801.

- 72 National Institute of Standards and Technology, Security Requirements for Cryptographic Modules, 2001.
- 73 O. Takahashi, Relativistic corrections for single- and double-core excitation at the K and L-edges from Li to Kr, *Comput. Theor. Chem.*, 2017, **1102**, 80–86.
- 74 M. A. Ambrose and F. Jensen, Probing Basis Set Requirements for Calculating Core Ionization and Core Excitation Spectroscopy by the  $\delta$  Self-Consistent-Field Approach, *J. Chem. Theory Comput.*, 2019, **15**, 325–337.
- 75 M. A. Ambrose, A. Dreuw and F. Jensen, Probing Basis Set Requirements for Calculating Core Ionization and Core Excitation Spectra Using Correlated Wave Function Methods, *J. Chem. Theory Comput.*, 2021, **17**, 2832–2842.
- 76 T. Helgaker, W. Klopper, H. Koch and J. Noga, Basis-set convergence of correlated calculations on water, *J. Chem. Phys.*, 1997, **106**, 9639–9646.
- 77 A. Halkier, T. Helgaker, P. Jørgensen, W. Klopper, H. Koch, J. Olsen and A. K. Wilson, Basis-set convergence in correlated calculations on Ne, N<sub>2</sub>, and H<sub>2</sub>O, *Chem. Phys. Lett.*, 1998, **286**, 243–252.
- 78 J. P. Carbone, L. Cheng, R. H. Myhre, D. Matthews, H. Koch and S. Coriani, *Advances in Quantum Chemistry*, Elsevier Inc., 1st edn, 2019, vol. 79, pp. 241–261.
- 79 D. E. Woon and T. H. Dunning Jr, Gaussian basis sets for use in correlated molecular calculations. V. Core-valence basis sets for boron through neon, *J. Chem. Phys.*, 1995, **103**, 4572–4585.
- 80 K. A. Peterson and T. H. Dunning Jr, Accurate correlation consistent basis sets for molecular core-valence correlation effects: The second row atoms Al–Ar, and the first row atoms B–Ne revisited, *J. Chem. Phys.*, 2002, **117**, 10548–10560.
- 81 N. Oliphant and L. Adamowicz, Multireference coupled-cluster method using a singlereference formalism, *J. Chem. Phys.*, 1991, **94**, 1229.
- 82 S. A. Kucharski and R. J. Bartlett, Hilbert space multi-reference coupled-cluster methods. I. the single and double excitation model, *J. Chem. Phys.*, 1991, **95**, 8227–8238.
- 83 A. Balkova and R. J. Bartlett, Coupled-cluster method for open-shell singlet states, *Chem. Phys. Lett.*, 1992, **193**, 364–372.
- 84 J. Sun, A. Ruzsinszky and J. P. Perdew, Strongly constrained and appropriately normed semilocal density functional, *Phys. Rev. Lett.*, 2015, **115**, 036402.
- 85 A. Kramida and W. C. Martin, A Compilation of Energy Levels and Wavelengths for the Spectrum of Neutral Beryllium (Be I), *J. Phys. Chem. Ref. Data*, 2009, **26**, 1185.
- 86 D. A. Shaw, G. C. King, F. H. Read and D. Cvejanovic, The observation of electricdipole-forbidden inner-shell transitions in N<sub>2</sub> and Ar by the electron energy-loss technique, *J. Phys. B: At. Mol. Phys.*, 1982, **15**, 1785–1793.
- 87 G. Remmers, M. Domke, A. Puschmann, T. Mandel, C. Xue, G. Kaindl, E. Hudson and D. A. Shirley, High-resolution K-shell photoabsorption in formaldehyde, *Phys. Rev. A: At., Mol., Opt. Phys.*, 1992, **46**, 3935–3944.
- 88 R. N. Sodhi and C. E. Brion, Reference energies for inner shell electron energy-loss spectroscopy, *J. Electron Spectrosc. Relat. Phenom.*, 1984, **34**, 363–372.
- 89 A. P. Hitchcock and C. E. Brion, Carbon K-shell excitation of C<sub>2</sub>H<sub>2</sub>, C<sub>2</sub>H<sub>4</sub>, C<sub>2</sub>H<sub>6</sub> and C<sub>6</sub>H<sub>6</sub> by 2.5 keV electron impact, *J. Electron Spectrosc. Relat. Phenom.*, 1977, **10**, 317–330.
- 90 A. P. Hitchcock and C. E. Brion, Inner shell electron energy loss studies of HCN and C<sub>2</sub>N<sub>2</sub>, *Chem. Phys.*, 1979, **37**, 319–331.
- 91 K. C. Prince, R. Richter, M. De Simone, M. Alagia and M. Coreno, Near edge X-ray absorption spectra of some small polyatomic molecules, *J. Phys. Chem. A*, 2003, **107**, 1955–1963.
- 92 J. Schirmer, A. B. Trofimov, K. J. Randall, J. Feldhaus, A. M. Bradshaw, Y. Ma, C. T. Chen and F. Sette, K-shell excitation of the water, ammonia, and methane molecules using high-resolution photoabsorption spectroscopy, *Phys. Rev. A: At., Mol., Opt. Phys.*, 1993, **47**, 1136–1147.
- 93 A. P. Hitchcock and C. E. Brion, K-shell excitation of HF and F<sub>2</sub> studied by electron energy-loss spectroscopy, *J. Phys. B: At. Mol. Phys.*, 1981, **14**, 4399–4413.
- 94 A. Muller, D. Bernhardt, A. Borovik, T. Buhr, J. Hellhund, K. Holste, A. L. D. Kilcoyne, S. Klumpp, M. Martins, S. Riez, J. Seltmann, J. Viehhaus and S. Schippers, Photoionization of Ne Atoms and Ne + Ions Near the K Edge: Precision-Spectroscopy and Absolute Cross-sections, *Astrophys. J.*, 2017, **836**, 166.
- 95 W. L. Jolly, K. D. Bomben and C. J. Eyermann, Core-electron binding energies for gaseous atoms and molecules, *At. Data Nucl. Data Tables*, 1984, **31**, 433–493.
- 96 A. Hempelmann, M. N. Piancastelli, F. Heiser, O. Gessner, A. Rudel and U. Becker, Resonant photofragmentation of methanol at the carbon and oxygen K-edge by high-resolution ion-yield spectroscopy, *J. Phys. B: At., Mol. Opt. Phys.*, 1999, **32**, 2677–2689.
- 97 J. Shee, M. Loipersberger, A. Rettig, J. Lee and M. Head-Gordon, Regularized secondorder Møller-Plesset theory: A more accurate alternative to conventional MP2 for noncovalent interactions and transition metal thermochemistry for the same computational cost, *J. Phys. Chem. Lett.*, 2021, **12**, 12084–12097.
- 98 V. Carravetta, H. Agren and A. Cesar, Is the core photoelectron band of neon asymmetric or not?, *Chem. Phys. Lett.*, 1991, **180**, 358–364.
- 99 M. Coreno, M. De Simone, K. C. Prince, R. Richter, M. Vondracek, L. Avaldi and R. Camilloni, Vibrationally resolved oxygen K  $\rightarrow$   $\Pi^*$  spectra of O<sub>2</sub> and CO, *Chem. Phys. Lett.*, 1999, **306**, 269–274.
- 100 K. C. Prince, L. Avaldi, M. Coreno, R. Camilloni and M. De Simone, Vibrational structure of core to Rydberg state excitations of carbon dioxide and dinitrogen oxide, *J. Phys. B: At., Mol. Opt. Phys.*, 1999, **32**, 2551–2567.
- 101 M. De Simone, M. Coreno, M. Alagia, R. Richter and K. C. Prince, Inner shell excitation spectroscopy of the tetrahedral molecules CX<sub>4</sub> (X = H, F, Cl), *J. Phys. B: At., Mol. Opt. Phys.*, 2002, **35**, 61–75.
- 102 D. Dufflot, J. P. Flament, A. Giuliani, J. Heinesch and M. J. Hubin-Franskin, Core shell excitation of furan at

- the O1s and C1s edges: An experimental and ab initio study, *J. Chem. Phys.*, 2003, **119**, 8946.
- 103 D. Hait, K. J. Oosterbaan, K. Carter-Fenk and M. Head-Gordon, Computing x-ray absorption spectra from linear-response particles atop optimized holes, *J. Chem. Phys.*, 2022, **156**, 201104.
- 104 W. Park, M. Alias-Rodriguez, D. Cho, S. Lee, M. Huix-Rotllant and C. H. Choi, Mixed-Reference Spin-Flip Time-Dependent Density Functional Theory for Accurate X-ray Absorption Spectroscopy, *ChemRxiv*, 2022, DOI: [10.26434/chemrxiv-2022-mw4gp](https://doi.org/10.26434/chemrxiv-2022-mw4gp).
- 105 C. Ehlert and T. Klamroth, PSIXAS: A Psi4 plugin for efficient simulations of X-ray absorption spectra based on the transition-potential and  $\Delta$ -Kohn–Sham method, *J. Comput. Chem.*, 2020, **41**, 1781–1789.
- 106 R. C. Couto, L. Kjellsson, H. Agren, V. Carravetta, S. L. Sorensen, M. Kubin, C. Bulow, M. Timm, V. Zamudio-Bayer, B. Von Issendorff, J. T. Lau, J. Soderstrom, J. E. Rubensson and R. Lindblad, The carbon and oxygen K-edge NEXAFS spectra of CO+, *Phys. Chem. Chem. Phys.*, 2020, **22**, 16215–16223.
- 107 X. Zheng, C. Zhang, Z. Jin, S. H. Southworth and L. Cheng, Benchmark relativistic delta-coupled-cluster calculations of K-edge core-ionization energies of third-row elements, *Phys. Chem. Chem. Phys.*, 2022, **24**, 13587–13596.