



Cite this: *Org. Biomol. Chem.*, 2021, **19**, 5237

Received 4th February 2021,  
Accepted 14th May 2021

DOI: 10.1039/d1ob00221j

rscl.li/obc

## Thioxanthone: a powerful photocatalyst for organic reactions

Nikolaos F. Nikitas,<sup>†</sup> Petros L. Gkizis <sup>†</sup> and Christoforos G. Kokotos <sup>\*</sup>

Photoorganocatalysis has been recognised by the organic chemistry community as an important part of photochemistry and catalysis. In general, aromatic ketones constitute key players in this type of catalysis as they are involved in a plethora of examples in the literature. Among the various aromatic ketones, thioxanthone (TX) seems to play a unique role in photochemistry. In comparison with other aromatic ketones, TX has a high triplet energy and a relatively long triplet lifetime, while it has the ability to participate successfully in merger reactions with metal complexes. In this review, we will discuss the photophysical properties of this small organic molecule, as well as the numerous examples of photochemical reactions, where it is employed as a mediator and more specifically in polymerisation reactions, and organic transformations.

### 1. Introduction

Polar organic chemistry always had the lion's share in newly developed organic methodologies, especially since radical chemistry has always been considered complex, rendering it a field of limited attention. This has changed since the introduction of modern photocatalysis, where radicals are produced in a mild and controlled way. Through this new and powerful field, novel domains of reactivities have emerged. Especially in the last decade, photoredox catalysis has become a powerful tool in the hands of scientists, in order to forge new molecules by overcoming the limitations of the past.<sup>1</sup> Photoredox catalysis is mainly based on the ability of various metal complexes to absorb light in the visible region and undergo a metal to ligand charge transfer to an excited state which can react with a reagent either by providing an electron (oxidative quenching) or by acquiring one (reductive quenching).<sup>1</sup> Photoredox catalysis can also be achieved with the use of redox active small organic molecules, like acridinium salts, compounds with the oxidation potential higher than that of metal photocatalysts, making it a great example of the potential of photoorganocatalysts.<sup>2</sup> The concept of photoorganocatalysis, the use of small organic molecules as photocatalysts to promote chemical transformations, has been highlighted by Albini, Fagnoni and coworkers,<sup>3</sup> who reviewed examples of molecules that can catalyze reactions by hydrogen atom transfer (HAT), single electron transfer (SET) or energy transfer (EnT). Aryl ketones are an

important category of photoorganocatalysts. Among the various aromatic ketones, thioxanthone (TX) seems to play a unique role in photochemistry. In comparison with other aromatic ketones, TX has a high triplet energy and a relatively long triplet lifetime, while it has the ability to participate successfully in merger reactions with metal complexes. In this review, we will discuss the photophysical properties of thioxanthone, as well as its applications in photochemical reactions.

### 2. Photophysical properties of thioxanthone

Thioxanthone (TX, **1**), like other aromatic ketones,<sup>4–8</sup> is a well-studied example of photoactive compounds, capable of performing various chemical transformations.<sup>9–13</sup> The conformation of TX is not fixed, but it interconverts from a planar (C<sub>2v</sub>) to a non-planar conformation.<sup>14,15</sup> This interconversion has been characterized by Rubio-Pons as the “butterfly motion” of TX.<sup>16</sup> The two discrete conformations possess different energy levels and exhibit two different absorption bands in the UV-Vis spectrum, one at 361 nm and the other at 376 nm, where the first corresponds to the non-planar conformation and the second to the planar conformation, respectively. Upon irradiation, TX is excited to the singlet state, followed by intersystem crossing (ISC) to the triplet state. In the case of TX, the intersystem crossing of an electron normally occurs from a non-bonding orbital (n) to an anti-bonding pi orbital ( $\pi^*$ ) ( $n\pi^*$  configuration) and occurs  $10^3$  times faster than in the case of migration from the same type of molecular orbital ( $\pi\pi^*$  migration) (Scheme 1).<sup>17</sup> The configuration of the

Laboratory of Organic Chemistry, Department of Chemistry, National and Kapodistrian University of Athens, Panepistimiopolis, Athens 15771, Greece.  
E-mail: ckokotos@chem.uoa.gr

<sup>†</sup> Denotes equal contribution.





**Scheme 1** Relation between electron distribution in excited TX and solvent polarity.

triplet state depends on the polarity of the solvent. In more polar solvents, the triplet state  $\pi\pi^*$  is stabilized as the lower lying triplet state, capable of reacting with hydrogen or electron donors (Scheme 1, breaking of the C=O bond of TX to the C–O biradical).<sup>18,19</sup> Polar solvents tend to stabilize the  $\pi\pi^*$  state and destabilize the  $n\pi^*$  state. Thus, in polar solvents, fluorescence is favored compared to phosphorescence. The latter triplet state  $\pi\pi^*$  of the aromatic ketone mostly participates in hydrogen atom abstraction events from a hydrogen donor, producing a ketyl radical, instead of an electron transfer event, which is favored in non-polar solvents, where the major configuration is  $n\pi^*$  (Scheme 1).<sup>20,21</sup> Theoretical studies support that TX's low lying triplet state is close enough to the singlet state, favoring in this way internal conversion (IC) and ISC upon photoexcitation.<sup>9,22,23</sup>

Except from its ability to participate in HAT events, triplet TX has a mild oxidative character ( $E_{\text{red}} = +1.18 \text{ V}$ ),<sup>2</sup> compared to benzophenone ( $E_{\text{red}} = +1.28 \text{ V}$ ),<sup>2</sup> xanthone ( $E_{\text{red}} = +1.57 \text{ V}$ )<sup>2</sup> and anthraquinone ( $E_{\text{red}} = +1.77 \text{ V}$ ).<sup>2</sup> In protic polar solvents (such as MeCN and  $\text{H}_2\text{O}$ ), triplet TX leads to the  $\text{TXH}^\bullet$  radical (2), the product of the direct HAT from the solvent. However, in the presence of an electron donor, such as an easily oxidized amine, a radical reduction of the ketone can occur in a known two-step mechanism,<sup>5</sup> which involves firstly an oxidation and secondly a protonation of the radical anion of  $\text{TX}^{\bullet-}$ .<sup>24</sup>



From left to right: Dr Petros L. Gkizis, Associate Professor Christoforos G. Kokotos and Nikolaos F. Nikitas

Nikolaos F. Nikitas is a PhD student at the Laboratory of Organic Chemistry of the Department of Chemistry, National and Kapodistrian University of Athens, under the supervision of Associate Professor Christoforos G. Kokotos. Nikolaos was born in Athens in 1993 and studied chemistry at the Department of Chemistry of the University of Patras (2015), where he also obtained his MSc in the field of synthetic organic chemistry (2017). He then moved to Athens to pursue PhD studies in the Kokotos group. His research interest includes photochemistry. In 2019, he made a short-term visit (STSM supported by Cost Action CA15106 CHAOS) to Professor Renaud's group at the University of Bern.

Dr Petros L. Gkizis was born in Athens, Greece. He obtained his BSc, MSc and PhD from Aristotle University of Thessaloniki. In 2012, he was appointed as a postdoctoral fellow at Aristotle University of Thessaloniki in collaboration with the University of Crete (ERC-Grant). In 2014, he was appointed as a Technology Transfer Research Scientist at Pharmathen S.A. Pharmaceuticals, Thessaloniki, Greece. In 2020, he joined the group of Assoc. Prof. Christoforos Kokotos at the National and Kapodistrian University of Athens as a postdoctoral researcher. His research interest includes the development of photochemical reactions for the formation of C–C bonds.

Prof. Christoforos G. Kokotos was born in Athens, Greece (1981) and studied chemistry at the National and Kapodistrian University of Athens, Greece (2003). He completed his PhD studies at the University of Bristol, UK (2007) under the supervision of Prof. Varinder Aggarwal. He then carried out postdoctoral work at Princeton University, USA in the group of Prof. David W. C. MacMillan. He was appointed as a Lecturer of Organic Chemistry in the Department of Chemistry of the National and Kapodistrian University of Athens, Greece and promoted to Assistant Professor (2016) and Associate Professor (2020). His research interests include asymmetric organocatalysis, photocatalysis and green methodologies on oxidation reactions and their application in the synthesis of pharmaceuticals, bioactive molecules and high-added-value chemicals.



Apart from electron or hydrogen abstraction, TX can participate in chemical transformations through energy transfer (EnT). Compounds upon excitation can pass their excited state energy to acceptors, compounds with lower energy levels. Along these lines, Engel *et al.* studied the decomposition of azo compounds using sensitizers with TX being a part of this study, which showed that TX is a capable triplet state energy sensitizer.<sup>25,26</sup> TX with a high singlet state energy ( $E_S^*$ : 76 kcal mol<sup>-1</sup>),<sup>20</sup> a triplet state energy ( $E_T^*$ : 65.5 kcal mol<sup>-1</sup>)<sup>27</sup> and a lifetime estimated at  $\tau_0 = 77 \mu\text{s}$ ,<sup>28</sup> a hundred times longer than that of benzophenone ( $\tau_0 = 0.7 \mu\text{s}$ ),<sup>28</sup> proved to be a potent energy transfer molecule. TX has a relatively high triplet energy compared to similar aromatic ketones, such as benzil ( $E_T^*$ : 53.7 kcal mol<sup>-1</sup>, triplet lifetime  $\tau_0 = 36 \mu\text{s}$ ),<sup>29</sup> benzophenone ( $E_T^*$ : 69.1 kcal mol<sup>-1</sup>),<sup>29</sup> anthraquinone ( $E_T^*$ : 62.9 kcal mol<sup>-1</sup>, triplet lifetime  $\tau_0 = 2280\text{--}3200 \mu\text{s}$ ),<sup>29</sup> acenaphthenequinone ( $E_T^*$ : 51.7 kcal mol<sup>-1</sup>)<sup>29</sup> and fluorenone ( $E_T^*$ : 58.4 kcal mol<sup>-1</sup>, triplet lifetime  $\tau_0 = 3 \mu\text{s}$ ).<sup>29</sup>

Due to its high triplet energy, TX is an efficient sensitizer for oxygen, leading to singlet oxygen,<sup>30–32</sup> since the excitation of oxygen requires around 23 kcal mol<sup>-1</sup>.<sup>33</sup>

### 3. Thioxanthone as the photoinitiator in polymerisation reactions

The employed organic molecules as photoinitiators in polymerisation reactions are divided into two major groups: type I and type II (Scheme 2). In type I photoinitiators, upon light absorption and excitation, the corresponding excited state undergoes an  $\alpha$ -cleavage, leading to new radical species that



**Scheme 2** Distinct types of photoinitiators for polymerisation based on different types of photoinitiation.

can participate in the initiation process (Scheme 2A). TX is a typical type II photoinitiator (the excited molecule requires interaction with a co-initiator) that has been used widely in polymerisation reactions (Scheme 2B). The study of TX as a photoinitiator goes back to 1981, when Amirzadeh and Schnabel studied the role of different substituents on TX and the use of various amines as co-initiators.<sup>34</sup> Until then, TX had already been known for its role in photocuring and coating.<sup>35,36</sup> This study was followed by the work of Timpe and Kronfeld, in which various aromatic ketones, including thioxanthone, were studied in the photopolymerisation of methyl methacrylate in the presence or absence of a hydrogen donor as a co-initiator.<sup>37</sup> In the first case, TX can interact with the hydrogen donor, forming radical species, which can propagate the polymerisation chain. In the other case, the excited carbonyl compound reacts with electron-rich double bonds, forming an oxetane ring, a procedure that terminates the polymerisation route.<sup>37</sup>

When an hydrogen donor is present, such as an amine,  $\text{TXH}^\cdot$  (2) is formed (Scheme 3).<sup>38</sup>  $\text{TXH}^\cdot$  (2) can dimerize, react with another radical 2, affording pinacol product 6 (Scheme 3). Alternatively, disproportionation of radical 2 can lead to 1 and thioxanthole 7 (Scheme 3). In some cases, this radical can terminate the radical polymerisation by forming an adduct with the newly-formed polymer (Scheme 3, 8). Similarly, molecular



**Scheme 3** Possible pathways of the TX ketyl radical during photopolymerisation reactions.



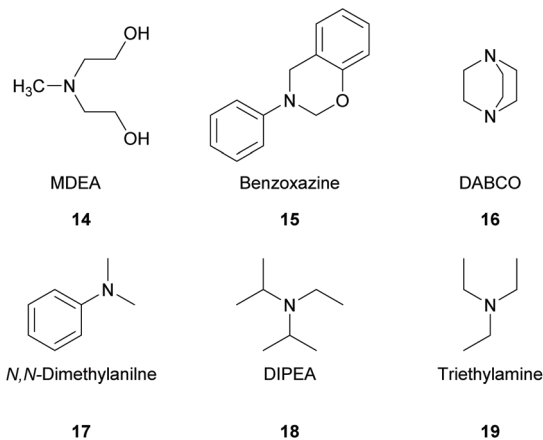
oxygen can react with TXH<sup>•</sup> and the formed adduct **9** decomposes to TX and active radical oxygen species, regenerating in this way the photocatalyst.

The great importance of type II initiators, especially thioxanthone, is highlighted in the great variety of co-initiators that can be employed. In the literature, the combination of TX **1** with triphenyl sulfonium anion **20** (co-initiator) for the polymerization of tetrahydrofuran (THF) **11** has been reported (Scheme 4).<sup>39</sup> This type of initiation occurs through a single electron oxidation of the co-initiator from the sulfonium cation and subsequent hydrogen atom abstraction from THF to form the  $\alpha$ -oxygen radical (**12**), which can participate in the propagation route. The authors cleverly exploited the propensity of excited TX to participate in HAT from weak C–H bonds.

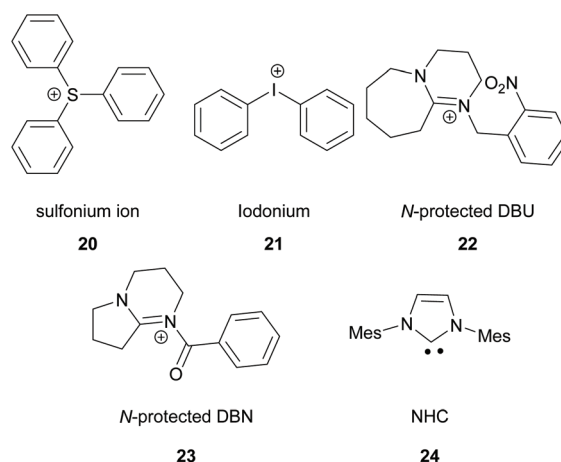
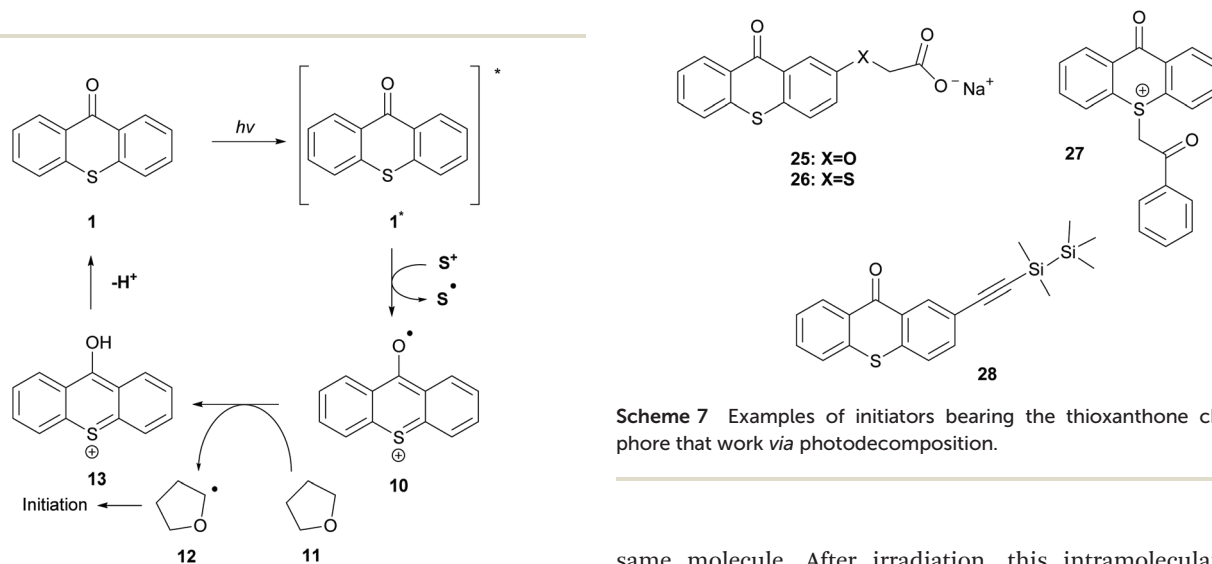
There is a diversity of different co-initiators reported in the literature, such as molecules designed to act as hydrogen donors, for example, various amines like MDEA **14** (Scheme 5)<sup>40,41</sup> or more specific molecules like benzoxamides **15** (Scheme 5).<sup>42</sup> Apart from hydrogen atom donors, co-initiators are also chosen based on their potential to interact with the initiator through SET procedures (Scheme 6). Examples of this type of co-initiator are sulfonium ions,<sup>39,43</sup> iodonium,<sup>44</sup> *N*-protected BDN or DBU,<sup>45</sup> and NHC.<sup>46</sup> In order to bypass the need for a co-initiator, researchers designed thioxanthone-type molecules, bearing different functionalities, that upon irradiation can be utilized in polymerisations without the use of an external co-initiator (Scheme 7). More specifically, molecules bearing a thioxanthone scaffold, such as **25–28**, upon irradiation, photodecompose to radical species, which are capable of propagating the radical route of polymerisation.<sup>47–49</sup>

Alternatively, thioxanthone-like molecules can promote the polymerisation *via* an intramolecular HAT (Scheme 8). Molecules like **29**, **30** and oligopolymer **31** can promote the polymerisation through this intramolecular HAT mechanism, bearing the active carbonyl and the hydrogen donor in the

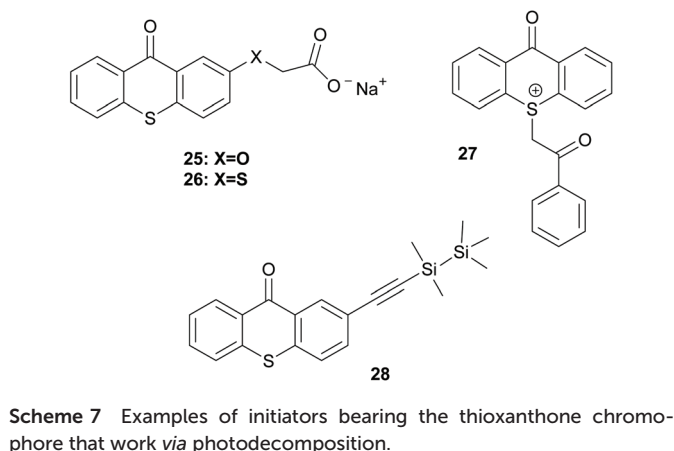
## Hydrogen Donors Co-Initiators



Scheme 5 Commonly used hydrogen donors as co-initiators.

Scheme 6 Commonly used molecules interacting with TX *via* SET.

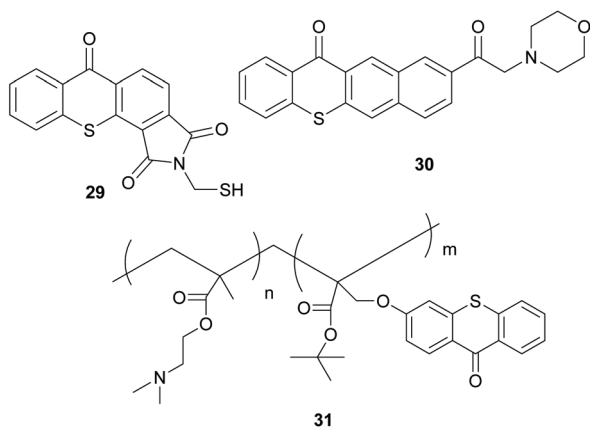
Scheme 4 Thioxanthone initiation mechanism combining co-initiators through SET.

Scheme 7 Examples of initiators bearing the thioxanthone chromophore that work *via* photodecomposition.

same molecule. After irradiation, this intramolecular HAT leads to the key radical species that can promote the polymerisation reaction.<sup>50–52</sup>





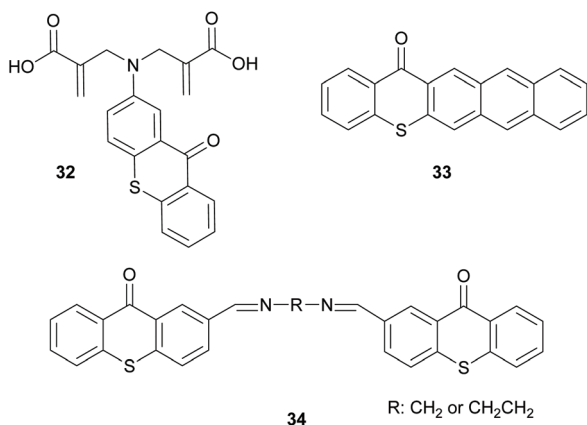


**Scheme 8** Examples of initiators bearing the thioxanthone chromophore that work *via* intramolecular HAT.

Finally, there is also a third group of molecules that provides basically a combination of the two above discussed mechanisms, where intermolecular and intramolecular HAT can be performed by molecules **32** and **34** (Scheme 9) to promote the propagation route or interaction with oxygen, like molecule **33** (Scheme 9), forming radical oxygen species that can abstract hydrogen from the monomers.<sup>53–55</sup> All the above three categories of photoinitiators were developed because the use of an external co-initiator can often lead to various undesired pathways.

## 4. Photochemical applications of thioxanthone in organic synthesis

Since thioxanthone (**1**) can mediate reactions *via* triplet energy transfer (EnT), hydrogen atom transfer (HAT) or single electron transfer (SET), it has attracted the interest of many scientists worldwide. Apart from the previously reported use in polymerisation chemistry, thioxanthone and its derivatives have



**Scheme 9** Other examples of initiators bearing the thioxanthone chromophore.

been employed in a wide variety of chemical transformations, such as photoisomerisation reactions,<sup>56</sup> photoinduced rearrangements,<sup>57</sup> [2 + 2] photocycloadditions, Paterno–Buchi cycloadditions, photoredox catalysis and cross-coupling reactions leading to C–O, C–N, C–P and other bond formation. This review is intended to cover them, highlighting the role played by thioxanthone in the reaction mechanism.

### [2 + 2] Photocycloadditions

Generally, the [2 + 2] cycloaddition reaction constitutes a powerful tool in organic synthesis, since a four-membered ring system, which appears in many biologically active natural products, can be easily generated. Since 2008, photocatalysis has created new perspectives and scientists worldwide explore new methodologies to access the cyclobutane core. The reaction usually proceeds in the presence of a photosensitizer, such as thioxanthone **1**, under milder conditions, hindering the possibility of the reverse reaction to occur.<sup>58</sup> In 1980, Padwa and co-workers,<sup>59</sup> during their mechanistic studies on the photochemical behavior of substituted cyclopropene derivatives, reported a [2 + 2] intramolecular photocycloaddition, which outcompetes diradical dimerisation, when the reaction was performed in the presence of a triplet state sensitizer, such as thioxanthone **1**.

Since then, a significant amount of effort has been put into the development of asymmetric versions of this transformation. This is not a trivial task, since along with the taming of radicals, the methodology should insert high levels of asymmetry. Bach and coworkers have developed several chiral sensitizers based on aryl ketones, such as benzophenone and xanthone, that were successfully applied towards intramolecular [2 + 2] cycloaddition reactions.<sup>60</sup> In a milestone contribution in 2014, they developed the novel photosensitizer **35** based on thioxanthone (Scheme 10A).<sup>61</sup> In this novel catalyst, a 1,3,5-trimethyl-3-azabicyclo[3.3.1]nonan-2-one moiety is attached to thioxanthone *via* an oxazole ring. The formation of two hydrogen bonds between the chiral thioxanthone catalyst and a substrate bearing a lactam moiety (**36**) resulted in a stable complex, as shown in Scheme 10A, in which one face is shielded, allowing the reaction to take place from the other face. This new catalyst was applied in the enantioselective intramolecular [2 + 2] photocycloaddition of quinolone derivatives **37**, affording the desired tetracyclic products **38** in high yields with excellent enantioselectivities (Scheme 10B),<sup>61</sup> and in the enantioselective intermolecular [2 + 2] photocycloaddition of various quinolones **39** with electron-deficient alkenes **40** (Scheme 10C).<sup>62</sup> The complexation of chiral thioxanthone with the quinolone core, which occurs *via* the formation of hydrogen bonding, is responsible for the enantioselective approach of the alkene. Mechanistic and computational studies by Yu and coworkers<sup>63</sup> revealed that the enantioselectivity is governed by the quick and stable formation of the complex between thioxanthone derivative **35** and the quinolone core of the substrate, in a similar fashion to that shown in Scheme 10A. The lower triplet energy of the thioxanthone derivative (263 kJ mol<sup>-1</sup>), compared to the previously reported





**Scheme 10** (A) Hydrogen bond complex formation between chiral thioxanthone **35** and general lactam substrate **36** and (B–D) enantioselective [2 + 2] photocycloadditions in the presence of chiral sensitizer **35**.

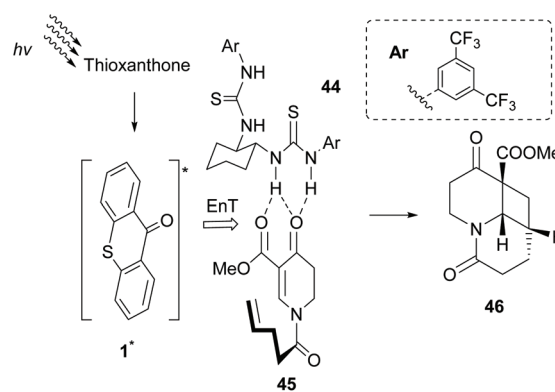
xanthone derivative ( $316 \text{ kJ mol}^{-1}$ ), increases the selectivity of the [2 + 2] photocycloaddition.

Recently, Bach and coworkers expanded their strategy for the construction of fused cyclobutane fragments, employing chiral catalyst **35** in the intramolecular enantioselective [2 + 2] photoaddition of hydroxyquinolones tethered with alkenes and allenes to form cyclobutene derivatives **43** (Scheme 10D).<sup>64</sup> To their surprise, the intramolecular photocycloaddition reaction of quinolone **43** ( $R = H$ ) in the presence of catalyst **35** failed. This was, later, attributed to the higher triplet energy of quinolone **43** ( $R = H$ ) ( $E_T^* : 298 \text{ kJ mol}^{-1}$ ) com-

pared to the triplet state energy of the sensitizer ( $E_T^* : 263 \text{ kJ mol}^{-1}$ ). Methyl substitution on the 3-position of the quinolone core lowered the triplet state energy ( $E_T^* : 273 \text{ kJ mol}^{-1}$ ), facilitating the energy transfer from thioxanthone **35**, to furnish the desired products with high enantioselectivities. Thus, subtle changes on the reagent backbone can tune the triplet energy required for the reaction to occur. In all cases, an energy transfer mechanism is responsible for the final outcome. Compared to similar approaches using chiral catalysts derived from xanthone and benzophenone, the chiral catalyst derived from thioxanthone offers the use of lower energy wavelength irradiation. In all cases, the major restriction appears to be the *a priori* existence of a lactam moiety on the substrate, which narrows down the catalyst's general application.

Having shown that the formation of hydrogen bonds between the lactam core of sensitizer **35** and an amide embedded on the substrate governs the enantioselectivity of the photocycloaddition reaction, Bach and coworkers probed other potential candidates. Based on the previous studies of Sivaguru and Beeler,<sup>65</sup> several chiral bistioureas **44** were prepared and applied towards the intramolecular [2 + 2] photocycloaddition reaction of dihydropyridone **45**.<sup>66</sup> Indeed, as expected, association of bistiourea **44** with the substrate induced enantioselectivity. Thioxanthone **1** proved to be the ideal triplet state sensitizer, which apart from transferring energy to the complex formed, upon irradiation, also acted as a steric shield, inducing enantioselectivity (Scheme 11). Furthermore, they introduced a novel class of bifunctional photocatalysts,<sup>67</sup> where a thiourea moiety was attached on thioxanthone through various chiral linkers. These catalysts were employed in the intramolecular [2 + 2] photocyclization of 2-aryloxycyclohex-2-enones, affording the desired product with low enantioselectivity, indicating that the hydrogen bond interaction between the sensitizer and the substrate is likely to occur.

In 2014, Sivaguru and coworkers<sup>68</sup> followed a different strategy to access enantioenriched cyclobutane fragments. They postulated that molecular asymmetry on the chromophore or



**Scheme 11** Thioxanthone acting as an energy transfer mediator and an one-face shield.



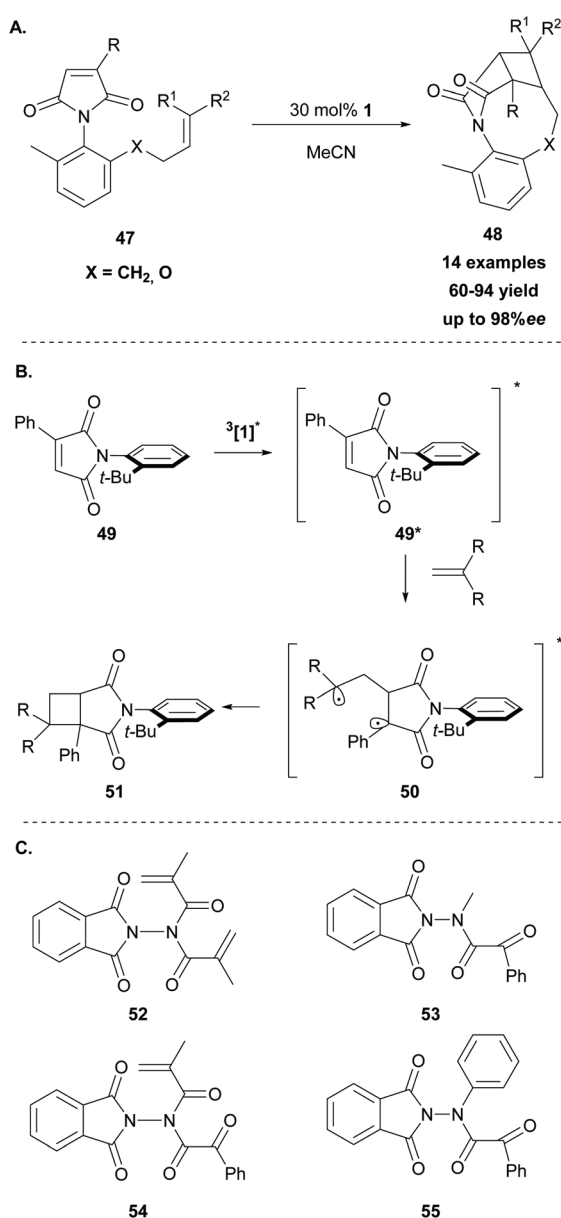
the substrate could enhance the enantioselectivity in [2 + 2] photocycloaddition reactions. Thus, they exploited various atropisomeric maleimides in intramolecular [2 + 2] photocycloaddition reactions, using thioxanthone **1** as the sensitizer. For this reason, several *o*-substituted *N*-phenylmaleimides **47** were synthesized. Methyl substitution at the 6-position proved to be crucial as it restricts rotation around the C–N bond. The reaction took place upon irradiation at 420 nm, using 30 mol% of thioxanthone **1** as the triplet sensitizer, affording the desired products in moderate to high yields with excellent enantioselectivity (Scheme 12A). Based on their achievements, two years later, they expanded their strategy employing a series

of atropisomeric enone imides and enone amides bearing N-C<sub>aryl</sub> bond rotation, demonstrating that the axial chirality could easily control the enantioselectivity in [2 + 2] photocycloaddition.<sup>69</sup>

In 2019, Sivaguru employed thioxanthone **1** as the triplet sensitizer in the intermolecular [2 + 2] photocycloaddition of atropisomeric maleimides with various substituted alkenes with complete control of the regioselectivity.<sup>70</sup> Mechanistic studies revealed a triplet state energy transfer from excited thioxanthone to *N*-phenyl maleimide **49**. The latter reacted with the alkene to furnish the more stable biradical **50**, which crossed to the singlet state and upon cyclization formed the desired product **51**, as shown in Scheme 12B. The phenyl group attached on the maleimide core plays a major role in the regioselectivity of the reaction, stabilizing the intermediate biradical. Following their interest in the field of enantioselective [2 + 2] photocycloaddition, Sivaguru and coworkers examined various hydrazides **52–55** derived from *N*-aminophthalimides as photoauxiliaries (Scheme 12C).<sup>71</sup> The substrates bearing hydrazide-derived substituents were applied towards [2 + 2] photocycloadditions, Paterno–Buchi reactions, Norrish–Yang reactions and 6 $\pi$ -photocyclizations, using thioxanthone as the triplet state sensitizer. In all cases, the hydrazide chromophore, due to its specific conformation, acted as an excellent photoauxiliary. This previous achievement led them to the expansion of their strategy, employing hydrazides derived from oxazolidinones as potential reactants, towards enantioselective [2 + 2] photocycloadditions with comparable results.<sup>72</sup> The mechanism of the reaction is substrate-dependent and involves either an energy transfer pathway or an electron transfer pathway.

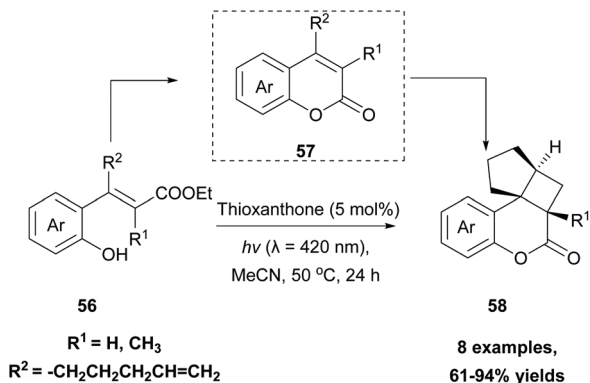
In 2019, Gilmour and coworkers reported a biomimetic one-pot synthesis of fused dihydrocoumarins **58** from cinnamic acids **56**, which comprised a photosensitized *E* to *Z* isomerization, followed by subsequent lactonization and an intramolecular [2 + 2] cycloaddition *via* two energy transfer events.<sup>73</sup> The energy requirement for the *E/Z* isomerization is rather low, and the isomerization can be performed in the presence of various sensitizers. However, for the second energy transfer event, given the high triplet energy of the intermediate coumarin fragment **57** ( $E_T^*$ : 261 kJ mol<sup>-1</sup>), thioxanthone (**1**) with a significantly higher triplet energy ( $E_T^*$ : 265 kJ mol<sup>-1</sup>) than that of (–)-riboflavin ( $E_T^*$ : 209 kJ mol<sup>-1</sup>) was the obvious choice (Scheme 13). The scope of the intermolecular [2 + 2] cycloaddition is unfortunately limited to the use of terminal alkenes.

Recently, Kappe and coworkers, exploring the potential of flow technology in photochemistry, designed and optimized a scalable [2 + 2] photocycloaddition reaction between citraconic anhydride and ethylene.<sup>74</sup> Thioxanthone (**1**) was compared to other aromatic ketones, such as benzophenone, as triplet energy sensitizers for the gaseous reactant ethylene. In this case, benzophenone worked better than **1**. Apart from its use in synthesis, thioxanthone was also employed to promote DNA [2 + 2] photocycloaddition in 5-cinnamoyl-substituted cytidine, thus facilitating its conversion to thymine, providing an efficient method for the methylation profile of DNA.<sup>75</sup>



**Scheme 12** (A) Intramolecular [2 + 2] photocycloaddition induced by the axial chirality, (B) energy transfer mechanism of the intermolecular [2 + 2] cycloaddition, and (C) hydrazides derived from *N*-aminophthalimides.



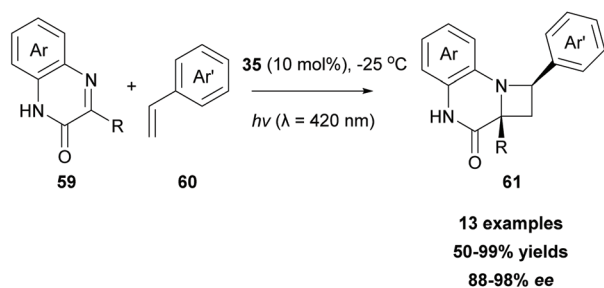


Scheme 13 Biomimetic one-pot synthesis of fused dihydrocoumarins.

Another well-investigated [2 + 2] photocycloaddition reaction is the Paterno–Büchi reaction,<sup>76</sup> which occurs between an excited state carbonyl group and an alkene leading to oxetanes, usually in the presence of a triplet state sensitizer. Recently, Bach and coworkers employed 3-substituted quinoxalinones **59** as imine scaffolds, towards an aza-Paterno–Büchi reaction (Scheme 14).<sup>77</sup> To attain high enantioselectivity, chiral sensitizer **35** was employed. As shown in Scheme 10A, hydrogen bond interactions between the lactam core of the sensitizer and substrate **59** led to a complex, which allows the approach of alkene **60**, only from the one side, leading to **61** in good to excellent yields with high enantioselectivities (Scheme 14). The authors examined the scope of the reaction employing various arylethylenes. Various substituents on the aryl ring did not alter the final outcome. Notably, in the absence of the substituent at the C-3 position of the quinoxalinone fragment, the reaction does not proceed. In this case, the substitution product at the C-3 position is formed in a low yield, probably due to the quick hydrogen abstraction.

### Merger of photoredox catalysis with transition metal catalysis

During the last few years, many scientists have focused their attention on the merger of metal catalysis with photocatalysis. This strategy allows access to high oxidation state metal species using milder conditions. These light-triggered processes allow the synthesis of diverse organic structures in a rapid and precise manner. A very interesting approach was developed by Yagci and coworkers, incorporating photo-



Scheme 14 Enantioselective aza-Paterno–Büchi cycloaddition.

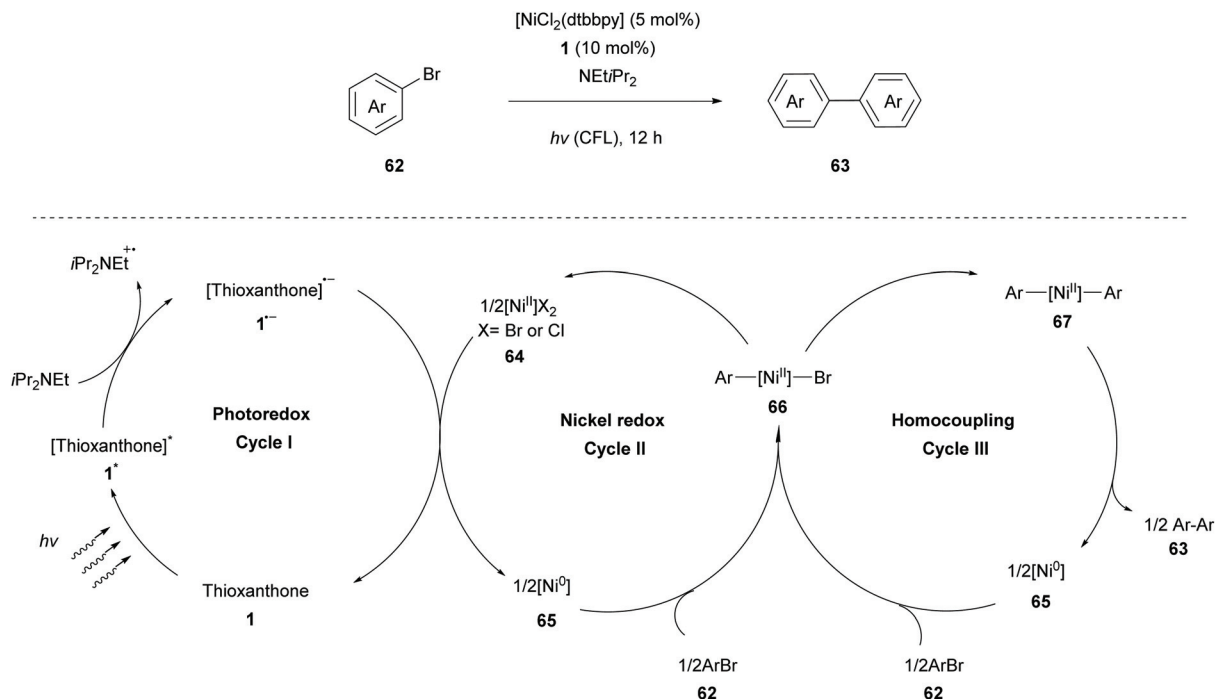
initiators onto  $\text{Cu}^{\text{II}}$  catalysts. They reported a ligand-free photocatalyst, a combination of the thioxanthone carboxylate moiety with  $\text{Cu}^{\text{II}}$  ions, to promote the CuAAC reaction.<sup>78</sup>

Murakami and coworkers reported a nickel-catalysed homocoupling of aryl halides, introducing thioxanthone **1** as an efficient photoredox catalyst for single-electron transfer. The reaction takes place in the presence of a catalytic amount of complex **64** [(dtbbpy)NiCl<sub>2</sub>] (dtbbpy = 4,4'-di-*tert*-butyl-2,2'-bipyridine) and stoichiometric *i*Pr<sub>2</sub>NEt, which acts as an electron donor (Scheme 15).<sup>79</sup> A plausible mechanism for the homocoupling reaction of aryl halides proposed by Murakami consists of three redox cycles as shown in Scheme 15. The first photoredox cycle commences with the excitation of thioxanthone by visible light irradiation and its excited triplet state undergoes reduction with *i*Pr<sub>2</sub>NEt to furnish the corresponding radical anion **1**<sup>•-</sup>. The latter reduces Ni(II) species to Ni(0) species regenerating thioxanthone. Redox cycle II begins with the oxidative addition of aryl halide **62** to Ni(0) species to produce complex **66**, which either forms Ni(II)dibromide **64**, following and completing cycle II, or forms diarylnickel(II) **67**, when engaged to cycle III. Finally, diarylnickel(II) **67** species *via* reductive elimination delivers the desired product **63**, regenerating Ni(0) and completing cycle III. A wide variety of substrates were examined by Murakami applying the optimal reaction conditions. Aryl iodides and bromides proved to be excellent substrates, affording the desired products in moderate to high yields, while the reaction using 4-chlorotoluene afforded a low yield, due to possible competing reduction. This homocoupling reaction displayed high functional group tolerance, even in the case of the potentially reactive boron group. Less reactive heteroarenes (*e.g.* 3-bromothiophene) resulted in a lower yield. Furthermore, this coupling reaction was also implemented in a flow system affording comparable results.

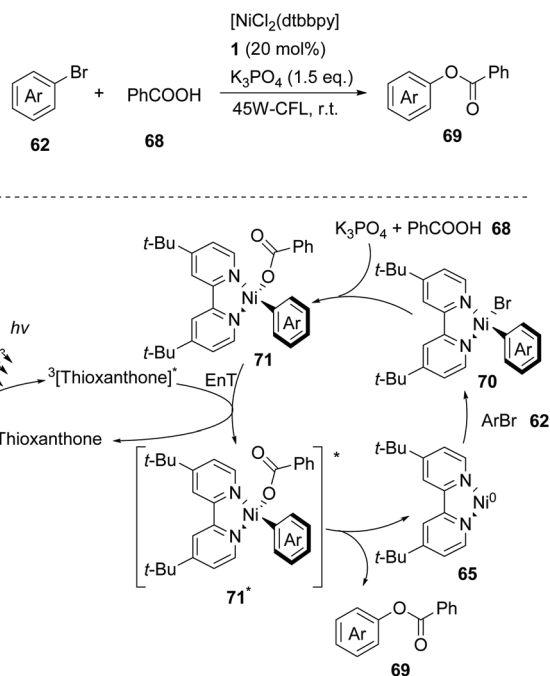
In 2019, Lang and coworkers reported a new nickel-catalysed esterification reaction between aromatic carboxylic acids and aryl halides, employing thioxanthone as the triplet energy transfer photosensitizer.<sup>80</sup> Optimization trials revealed that the use of 20 mol% thioxanthone, 5 mol% NiBr<sub>2</sub>, 6 mol% dtbbpy, and 1.5 eq. of K<sub>3</sub>PO<sub>4</sub> in DMSO promoted the esterification reaction of 4-bromobenzonitrile and benzoic acid, furnishing the desired ester in 93% yield after 24 h of irradiation with 45 W CFL. The authors applied the optimum reaction conditions in a variety of aryl bromides bearing electron-withdrawing groups on the aromatic ring. The reaction displayed excellent tolerance affording the desired esters in moderate to high yields (Scheme 16). In contrast, the esterification reaction did not proceed when bromobenzene or *p*-bromotoluene was used, while the corresponding esters in these two cases were prepared in low yields from iodoaryls. Lang and co-workers performed the reaction of 4-bromobenzonitrile and benzoic acid in the presence of various photosensitizers to shed light on the mechanism of the reaction. It appears that the reactivity was directly correlated with the triplet state energy ( $E_{\text{T}}^*$ ) of the catalyst, proving that thioxanthone was the most effective. It must be mentioned that when the same reaction was carried







Scheme 15 Dual photoredox and nickel catalysis mechanism.



Scheme 16 Mechanism of the nickel-catalyzed esterification reaction.

out in the presence of catalysts with higher redox potentials than that of thioxanthone, such as  $\text{CF}_3$ -thioxanthone or Cl-thioxanthone, decreased yields were observed, implying that the potential oxidation of Ni(II) to Ni(III) *via* a single electron transfer (SET) process is not applicable in this mechanism.

Further mechanistic studies, comprising irradiation of (dtbbpy)-4-cyanophenylnickel(II)bromide and CsOAc in the presence of thioxanthone for 24 h, afforded 4-cyanophenyl acetate in 81% yield. When the same experiment was conducted in the absence of the photosensitizer, after 120 h of irradiation, the desired product was afforded in 15% yield. These results indicated that the reaction proceeds through triplet energy transfer from excited-state thioxanthone to the (dtbbpy)-4-cyanophenylnickel(II)carboxy intermediate 71. According to Lang, the reaction commences with the oxidative addition of aryl halide to nickel providing complex 70, followed by ligand exchange with a carboxylate nucleophile to form intermediate 71 (Scheme 16). Simultaneously, upon visible light irradiation, thioxanthone is excited to the triplet state. Intermediate 71 is excited upon triplet-triplet energy transfer from thioxanthone. The triplet excited state intermediate 71\* *via* reductive elimination delivers the desired ester 69, completing the catalytic cycle (Scheme 16). Although the authors mainly employed aryl bromides, the use of iodoaryls was shown to lead to superior results. Also, acids bearing an aliphatic side chain were employed successfully.

Based on their gained experience, in 2020, Lang and co-workers exploited thioxanthone as the triplet state sensitizer in  $C_{\text{sp}}-C_{\text{sp}^2}$  cross-coupling reactions between aryl halides and alkynes.<sup>81</sup> Parallel experiments performing the same reaction in the presence of various photocatalysts indicated that the reaction does not involve electron transfer but proceeds *via* energy transfer. As shown in Scheme 17, it was proposed that the reaction begins with an oxidative addition of  $[\text{dtbbpyNi}^0]$  to aryl halide 62, affording complex 70. The latter reacts with





**Scheme 17** Nickel-catalyzed Sonogashira cross-coupling reaction.

the *in situ*-generated Zn(II) acetylide to afford complex **74**, which is excited to its triplet state from the excited triplet state thioxanthone. The resulting excited state Ni(II) complex **74\*** generates **73** and **65** completing the catalytic cycle. Aryl- and alkyl-substituted terminal alkynes proved to be excellent substrates, while heteroaryl alkynes afforded the desired product in a moderate yield. Aryl- and heteroaryl-bromides bearing electron-withdrawing groups afforded the desired product in good to excellent yields, while aryl bromides bearing electron-donating groups afforded products in low yields.

In 2021, Li and coworkers merged thioxanthone catalysis with nickel catalysis to perform an efficient visible-light photoredox arylation of H-phosphine oxides or H-phosphites with aryl halides (Scheme 18).<sup>82</sup> Extensive mechanistic studies were performed, indicating that the cross-coupling reaction proceeds *via* a SET event between excited state thioxanthone and H-phosphine oxides or H-phosphites. This was further sup-



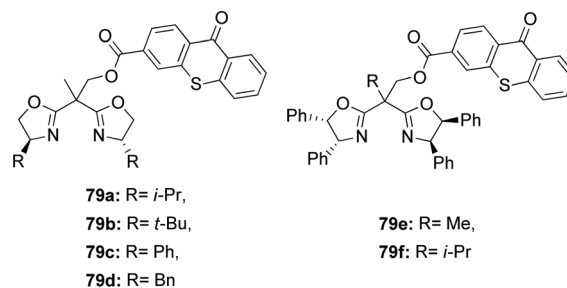
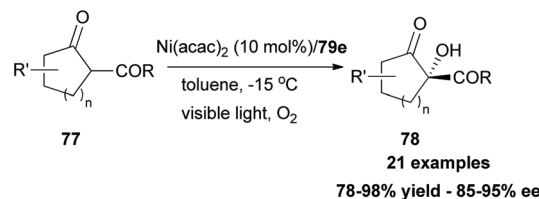
**Scheme 18** C–H functionalization using phosphine oxides and phosphonates.

ported upon correlating the reactivity of the excited-state redox potentials of the photocatalyst. Thioxanthone **1**, with the highest excited-state reduction potential ( $E_{\text{red}} = +1.18$  V *versus* SCE), resulted in a higher yield compared to photocatalysts with lower excited-state potentials, such as fluoren-9-one ( $E_{\text{red}} = 0.95$  V *versus* SCE) or Ru(bpy)<sub>3</sub><sup>2+</sup> [ $E_{(\text{RuII}^*/\text{RuI})} = 0.77$  V *versus* SCE]. This protocol described an easy and economical access to arylphosphine oxides and arylphosphonates which can be further used for further functionalization.

### Singlet oxygen generation

In 2017, Xiao and coworkers developed a new series of bifunctional photocatalysts that can easily coordinate to a metal.<sup>83</sup> This novel class of photocatalysts consisted of two parts. The first part was a ligand that coordinates with a metal. For this purpose, they employed bisoxalines (BOX), privileged ligands in the field of asymmetric catalysis. The second part was thioxanthone, which serves as a sensitizer. These two parts were combined *via* an ester linkage. The novel class of catalysts **79** was found to generate singlet oxygen upon excitation by visible light, promoting asymmetric oxidation of  $\beta$ -keto esters and  $\beta$ -ketoamides. Switching the ester moiety from methyl and isopropyl to the bulkier adamantyl group increased the enantioselectivity of the reaction. Various substituted 1-indonone derivatives were tested, producing the corresponding  $\alpha$ -hydroxy derivatives **78** in high yields with excellent enantioselectivities (Scheme 19).

In 2018, Guo and coworkers<sup>84</sup> reported a metal-free aerobic oxidation of sulfides to sulfoxides, using 4-phenyl thioxanthone **82** as the visible light sensitizer (Scheme 20). Upon visible light irradiation, oxygen is sensitized to its singlet state, providing the oxidant source for the reaction. Several aromatic and dialkyl sulfides were tested under the optimal conditions delivering the corresponding sulfoxides in good to excellent



**Scheme 19** Aerobic oxidation: access to enantioenriched hydroxy ketoesters.





**Scheme 20** Aerobic oxidation of thioethers with generated singlet oxygen.

yields. Unfortunately, the authors did not perform the reaction in the presence of other, prone to oxidation, moieties such as olefins, alkynes, *etc.*

In 2020, Kokotos and coworkers, following their continuous interest in photocatalysis, exploited thioxanthone, developing a green and sustainable methodology for the oxidation of alcohols to their corresponding carbonyl derivatives (Scheme 21).<sup>85</sup> Experimental observation indicated that singlet oxygen appears to be the oxidant source. Extensive mechanistic studies were performed to distinguish whether the reaction involves an energy transfer event or a hydrogen atom transfer process. A plausible mechanism for this reaction involves excitation of thioxanthone by visible light and subsequent energy transfer to molecular oxygen, generating singlet oxygen. Then, two pathways are possible. Singlet oxygen abstracts a hydrogen atom from benzylic alcohol **83**, furnishing the corresponding benzyl radical (trapped with TEMPO). This event is followed by



**Scheme 21** Aerobic oxidation of alcohols with generated singlet oxygen.

fast radical recombination, leading to peroxy hemiacetal **86**, which under further irradiation is decomposed the corresponding benzaldehyde **84** (Scheme 21). The second possibility is a direct insertion of singlet oxygen to **83** (Scheme 21). This methodology was applied to numerous aliphatic and aromatic alcohols, affording the corresponding carbonyl derivatives in moderate to excellent yields. Furthermore, it was also examined using natural light, affording comparable results. However, primary aliphatic alcohols proved to be poor substrates.

### Miscellaneous applications

While this review was in the process of writing, a seminal methodology from Glorius and coworkers was published.<sup>86</sup> Investigating the synthetic utility of a novel oxyamination strategy, they reported a metal-free regioselective oxyamination addition to unactivated alkenes (Scheme 22). Based on their previous reports,<sup>87</sup> Glorius and coworkers envisioned that oxime esters could be excellent candidates for the simultaneous generation of both N- and O-centered radicals. For this reason, they studied the reaction of several benzophenone oxime esters **87** with 1-octene. Oxime esters derived from acetic acid and benzoic acid failed to generate O-radicals due to the competitive decarboxylation reaction, which is kinetically favored. Phosphonate esters and carbamates also failed to afford the desired product. Remarkably, methyl and ethyl carbonate esters proved to be the optimal substrates, generating O-radicals. The reaction was performed in the presence of various photocatalysts. Among all, thioxanthone, having the highest triplet state energy, afforded the desired oxyamination product in the highest yield. Mechanistic studies supported the occurrence of an energy transfer event between the excited thioxanthone and the oxime ester (Scheme 22). The excited oxime ester undergoes a homolytic cleavage of the N-O bond to generate N- and O-centered radicals. Both radicals are added in the double bond to form the 1,2-oxyamination product **89** (Scheme 22). This oxyamination methodology was



**Scheme 22** Oxyamination of unactivated alkenes.

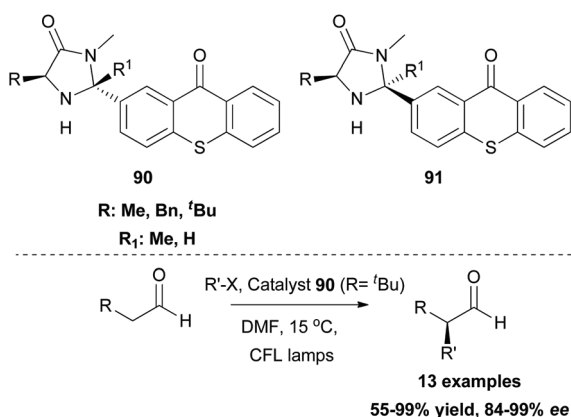


applied in a variety of mono-, di-, and tri-substituted alkenes, generating in all cases the desired addition products, while tetra-substituted alkenes were unreactive. The authors also examined the application of the reaction in more complex alkenes derived from (1*S*)-(-)-camphanic acid, camphene, diprogolic acid, (-)-menthol and cholesterol. Furthermore, the synthetic utility of this protocol was shown, applying it to the short synthesis of the amino alcohols leucinol and isoleucinol on a gram scale.

In the field of photoredox and enamine catalysis, Aleman and coworkers, inspired by Xiao,<sup>83</sup> developed a series of bifunctional photoaminocatalysts from thioxanthone and various substituted imidazolidinones.<sup>88</sup> The use of chiral imidazolidinones was expected to control the facile approach of the radical inducing enantioselectivity, while the attached thioxanthone would mediate an energy transfer event or an electron transfer event. Photophysical and electrochemical studies on the new photocatalysts pointed out their potential to act as visible light sensitizers. Photoaminocatalysts **90** and **91** were applied towards the  $\alpha$ -alkylation of various aldehydes using a range of  $\alpha$ -bromocarboxyls and bromonitriles as the radical precursors, affording excellent enantioselectivity and yield (Scheme 23).

Bach and coworkers employed chiral sensitizer **35** in the deracemization of allenes **92**,<sup>89</sup> cyclopropanes **93**<sup>90</sup> and sulfoxides **94** (Scheme 24).<sup>91</sup> In all cases, the basic requirement is the coordination of the substrate to the catalyst prior to sensitization. Upon excitation of the catalyst, energy is transferred to the substrate, enriching one enantiomer.

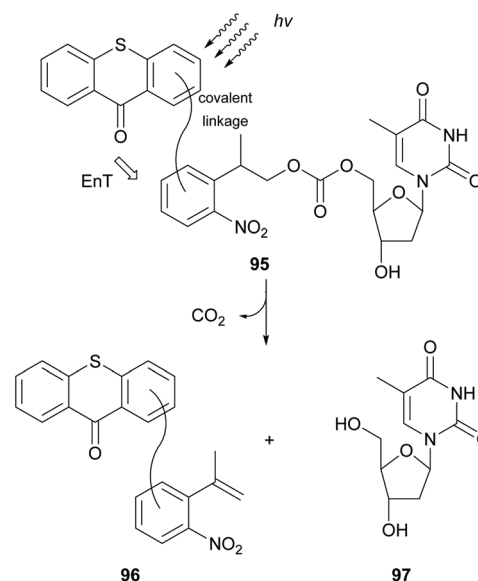
In 2004, Steiner reported thioxanthone as the most efficient photocatalyst for the triplet sensitization of photolabile protecting groups (ppg), such as the 2-(2-nitrophenyl)propoxycarbonyl (NPPOC) group, which are widely used in photolithographic DNA chip synthesis.<sup>92</sup> Three years later, following this observation, they developed a new class of ppg **95**, where thioxanthone was linked on the NPPOC group, and studied the mechanism of the intramolecular triplet-triplet energy transfer (Scheme 25).<sup>93</sup> They proposed that the mechanism for triplet-triplet energy transfer depends on the linker chain.



Scheme 23 Enantioselective  $\alpha$ -alkylation of aldehydes.



Scheme 24 Deracemization using chiral sensitizer **35**.



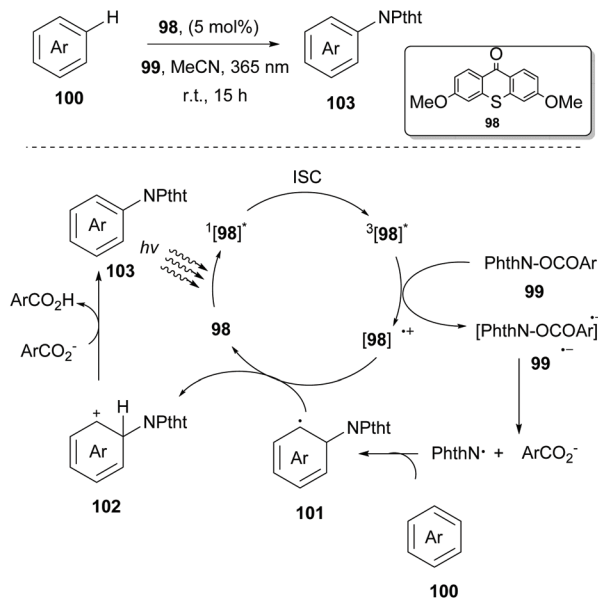
Scheme 25 Novel class of thioxanthone-based NPPOC protecting groups.

the case of long linkers or of inflexible short linkers, energy transfer takes place from the low triplet  $\pi\pi^*$  state of thioxanthone, whereas for short and flexible linkers, it occurs from the higher triplet  $n\pi^*$  state of thioxanthone. In 2010, Pirrung and coworkers<sup>94</sup> reported that isopropylthioxanthone having a large two-photon absorption cross section can be used in the two-photon photochemical removal of NPPOC.

In 2017, Ooi and coworkers examined the ability of several photocatalysts derived from thioxanthone **98** to act as excited state reductants in their attempt to generate a nitrogen-based





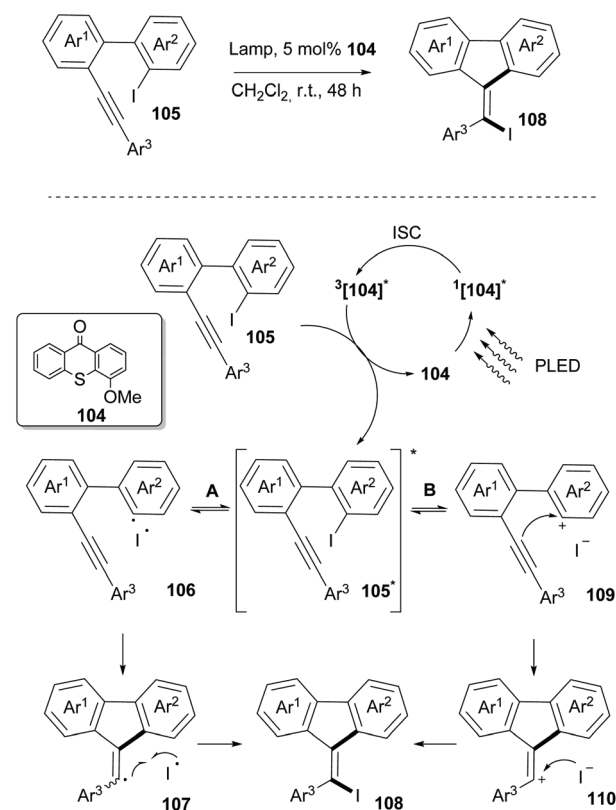


Scheme 26 C–H imidation mechanism.

radical from *N*-acyloxyphthalimides **99** (Scheme 26).<sup>95</sup> Interestingly, thioxanthone substituted with an electron-donating group under 365 nm LED irradiation proved to be an excellent catalyst for nitrogen-based radical generation. To distinguish whether the arene imidation process takes place through an energy transfer event or a single electron transfer event, Ooi and coworkers examined the triplet energy of all reactants. It was obvious that since thioxanthone derivatives exhibited lower triplet energy than the other reactants, energy transfer had to be excluded. On the other hand, examination of the triplet state oxidation potentials of the catalysts and the reduction potentials of the substrate corroborated the possibility of an electron transfer event. Based on their findings, they proposed a catalytic cycle that starts with the excitation of the substituted thioxanthone catalyst, followed by a subsequent intersystem crossing (ISC) to afford the triplet excited state. Excited substituted thioxanthone donates an electron to the imidating agent, forming radical anion **99**<sup>•-</sup>. The latter undergoes fragmentation to generate a phthalimidyl radical (PhthN<sup>•</sup>) and a 3,5-bis(trifluoromethyl)benzoate anion. Addition of the phthalimide radical to the arene delivers neutral radical species that are oxidized by thioxanthone radical cation **[98]**<sup>+</sup> to provide intermediate **102**. Deprotonation of intermediate **102** by a 3,5-bis(trifluoromethyl)benzoate anion produces the desired product **103**, along with the corresponding carboxylic acid. Various arenes and heteroarenes underwent the reaction in good to excellent yields. However, in the case of arenes bearing electron-withdrawing groups, an increased amount of the catalyst was necessary for reaction completion. Ooi and coworkers extended this methodology exploiting thioxanthone derivatives to generate a carboxyl radical from peroxides to access acyloxy derivatives. Thioxanthone photocatalyst **98** was also examined

towards C-centered radical generation from 1,3-dioxolane. This process involved a single-electron transfer event, followed by a proton transfer event. Ooi and coworkers reported the reaction of the 1,3-dioxolane radical with  $\alpha,\beta$ -unsaturated carboxylic acids.<sup>96</sup>

In 2019, Guo and coworkers reported an iodine-atom transfer addition (I-ATRA) from aryl iodides **105** to alkenyl iodides **108** (Scheme 27).<sup>97</sup> Among all photosensitizers, thioxanthone, having the highest triplet energy, was the one to promote the reaction under visible light irradiation. Upon switching the irradiation to purple LED irradiation, a significant increase in the yield was observed. Furthermore, electron-donating substituents on thioxanthone were found to enhance the catalytic activity. Mechanistic studies on the reaction indicated that it could take place involving both heterolysis and homolysis of the C<sub>aryl</sub>–I bond. As shown in Scheme 27, the reaction commences upon excitation of the photocatalyst in the singlet state and through intersystem crossing to its triplet state. Thereafter, an energy transfer event takes place between the excited catalyst **104** and the substrate to form triplet **105**<sup>\*</sup>. The latter may act reversibly in two ways. The reaction may proceed through homolysis of the C<sub>aryl</sub>–I bond, generating radical **106**, which upon cyclization and coupling with an iodide radical furnishes the desired product **108** via **107**. Alternatively, heterolysis of the C<sub>aryl</sub>–I bond leads to cation **109** and an iodide anion. An intermolecular nucleophilic attack on the triple bond, followed by coupling of the formed alkenyl cation with



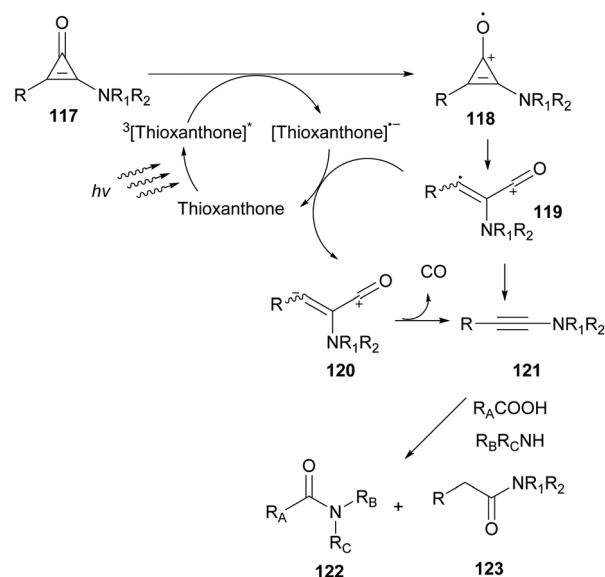
Scheme 27 I-ATRA reaction.



the iodine anion forms product **108** via **110**. Incorporation of bromine in the final product upon addition of tetrabutylammonium bromide supported the existence of an ionic pathway. Several substrates bearing electron-donating or electron-withdrawing groups on aromatic rings Ar<sup>1</sup> and Ar<sup>2</sup> were examined, and the I-ATRA products were formed in moderate to excellent yields. Additionally, electron-donating and electron-withdrawing groups on the aromatic ring Ar<sup>3</sup> in the alkyne terminal afforded the corresponding iodides in good yields. Furthermore, I-ATRA products were subjected to coupling reactions (Suzuki, Sonogashira, and Kumada cross-coupling reactions) affording the corresponding products in excellent yields.

In 2019, Chemtob and coworkers reported the generation of N-heterocyclic carbenes (NHC) **24** from arylborate salts **112** and isopropyl thioxanthone **111**.<sup>98</sup> Previous reports have shown that arylborate salts upon irradiation may act as electron donors in the photoinduced electron transfer reaction (PET). Based on that, Chemtob and coworkers demonstrated that isopropylthioxanthone upon excitation can participate in an electron transfer event accepting an electron from a boranyl anion, forming excited isopropylthioxanthone radical anion **113**. The latter can abstract a proton from the azolium cation forming the free NHC **24** (Scheme 28).

In 2019, Kunishima and coworkers employed thioxanthone as the photocatalyst to promote alkyne generation from UV labile amino-substituted cyclopropenone derivatives (Scheme 29).<sup>99</sup> Based on previous reports where *in situ*-generated alkyne acted as an intermediate stepping stone for amide formation, they examined various photocatalysts to generate ynamine **121** from aminocyclopropenone **117**. Among all photocatalysts, thioxanthone proved to be the catalyst of

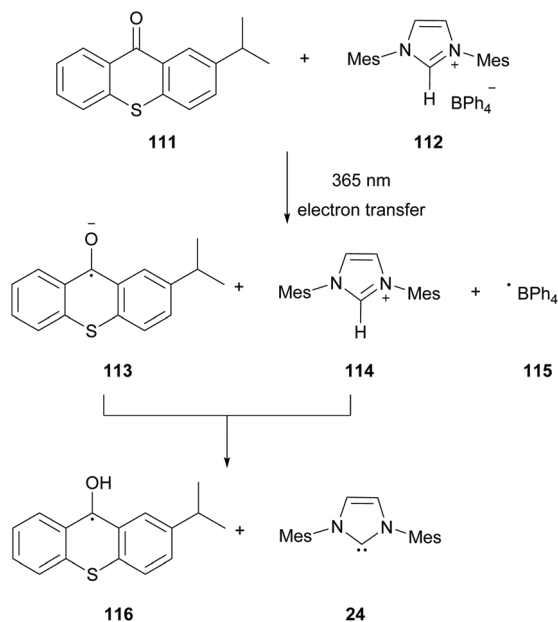


Scheme 29 Cyclopropene fragmentation and direct access to alkynes.

choice to promote decarbonylation of aminocyclopropenone. This indication was further supported after examination of the redox potential of both the substrate and thioxanthone. According to Kunishima's proposition, a plausible mechanism involves excitation of thioxanthone in its triplet state. Excited thioxanthone oxidizes aminocyclopropenone to produce radical cation **118**, which subsequently undergoes ring opening to furnish cation **119**. **119** receives one electron from a thioxanthone radical anion to form zwitterion **120**. Decarbonylation of **120** delivers the desired ynamine **121**. The desired ynamine **121** was also possible to be derived from cation **119** releasing CO. Having optimized the reaction conditions, aminocyclopropenone was examined in the condensation reaction between an acid and an amine to form the corresponding amide in moderate yields. Replacing aliphatic amines with aniline disturbed the reaction due to photo-decomposition quenching of the photocatalyst.

In 2019, Kokotos and coworkers developed a new, green, and mild photo-organocatalytic methodology for the conversion of aldehydes to the corresponding acetals.<sup>100</sup> For this purpose, they employed thioxanthone as the photocatalyst. Mechanistic studies supported that excited thioxanthone can pass its excited triplet energy to the aldehyde *via* energy transfer. This energy transfer event facilitates the nucleophilic attack from the alcohol. This protocol was applied to a plethora of substrates bearing different functional groups delivering the corresponding acetals in excellent yields. CFL lamp irradiation was employed, which can be substituted by sunlight.

During the preparation of this review, Kokotos and coworkers reported the use of thioxanthone as the photocatalyst for the generation of acyl radicals from aromatic aldehydes.<sup>101</sup> This acyl radical was trapped by *N*-chlorosuccinimide, leading to the corresponding acyl chloride, which is subsequently



Scheme 28 N-Heterocyclic carbenes (NHC).



reacted with amine, a hydroxylamine or an alcohol leading to an amide, a hydroxamic acid or an ester, respectively. Aliphatic aldehydes could not be employed. Given the close BDEs of C–H in aliphatic chains, the *in situ* formed succinimidyl radical, which is responsible for the propagation, leads to complex mixtures. It is very interesting to note that depending on the concentration of *N*-chlorosuccinimide and the presence of acetonitrile as the solvent, a second mechanism was found to be also operable.

## 5. Conclusions

Thioxanthone, a well-known photocatalyst that mediates energy transfer (EnT), single electron transfer (SET) and hydrogen atom transfer (HAT) events, has been employed during the last 50 years in photochemical reactions. Recently, it has been found that it is also compatible with merger catalysis, adding extra options on the synthetic arsenal of scientists worldwide. Although there is a significant number of reports in the literature, this field seems to be rather unexplored, offering great opportunities for further development. Furthermore, the discovery of highly selective chiral and bifunctional photocatalysts based on thioxanthone that tune the regioselectivity and enantioselectivity is expected to take the baton from current studies as the rapid advancement in the field will continue to grow. The high versatility of thioxanthone in encompassing such different mechanisms of action has moved its employment from its traditional use to novel and more challenging organic transformations. For these reasons, thioxanthone will definitely play a decisive role in the future of photocatalysis by replacing expensive metal complexes and will offer opportunities for enantioselective photocatalysis.

## Conflicts of interest

There are no conflicts to declare.

## Acknowledgements

The authors would like to thank the Hellenic Foundation for Research and Innovation (HFRI) for financial support through a grant, which is financed by 1<sup>st</sup> Call for H.F.R.I. Research Projects to Support Faculty Members & Researchers and the procurement of high-cost research equipment grant (grant number 655). N. F. N. would like to thank the State Scholarships Foundation (IKY) for financial support through a doctoral fellowship, which is co-financed by Greece and the European Union (European Social Fund – ESF) through the Operational Programme “Human Resources Development, Education and Lifelong Learning” in the context of the project “Strengthening Human Resources Research Potential via Doctorate Research” (MIS-5000432), implemented by the State Scholarships Foundation (IKY).

## Notes and references

- For selected reviews, see: (a) C. K. Prier, D. A. Rankic and D. W. C. MacMillan, *Chem. Rev.*, 2013, **113**, 5322–5363; (b) M. D. Kärkäs, J. A. Porco Jr. and C. R. J. Stephenson, *Chem. Rev.*, 2016, **116**, 9683–9747; (c) K. L. Scubi, T. R. Blum and T. P. Yoon, *Chem. Rev.*, 2016, **17**, 10035–10074; (d) D. Cambié, C. Bottecchia, N. J. W. Straathof, V. Hessel and T. Noël, *Chem. Rev.*, 2016, **116**, 10276–10341.
- N. A. Romero and D. A. Nicewicz, *Chem. Rev.*, 2016, **116**, 10075–10166.
- For selected reviews, see: (a) M. Fagnoni, D. Dondi, D. Ravelli and A. Albini, *Chem. Rev.*, 2007, **107**, 2725–2756; (b) D. Ravelli, M. Fagnoni and A. Albini, *Chem. Soc. Rev.*, 2013, **42**, 97–113; (c) D. Ravelli, S. Protti and M. Fagnoni, *Chem. Rev.*, 2016, **116**, 9850–9913.
- (a) I. K. Sideri, E. Voutyritsa and C. G. Kokotos, *Org. Biomol. Chem.*, 2018, **16**, 4596–4614; (b) M. A. Theodoropoulou, N. F. Nikitas and C. G. Kokotos, *Beilstein J. Org. Chem.*, 2020, **16**, 833–857.
- S. F. Yates and G. B. Schuster, *J. Org. Chem.*, 1984, **49**, 3349–3356.
- J. P. Fouassier, D.-J. Lougnot, I. Zuchowicz, P.-N. Green, H.-J. Timpe, K.-P. Kronfeld and U. Muller, *J. Photochem.*, 1987, **36**, 347–363.
- D. G. Anderson, R. S. Davidson and J. J. Elvery, *Polymer*, 1996, **37**, 2477–2484.
- L. A. Linden, J. Paczkowski, J. F. Rabek and A. Wrzyszczyński, *Polimery*, 1999, **44**, 161–176.
- F. Scigalski and J. Paczkowski, *Polimery*, 2007, **52**, 19–28.
- X. Allonas, C. Ley, C. Bibaut, P. Jacques and J. P. Fouassier, *Chem. Phys. Lett.*, 2000, **322**, 483–490.
- C. Ley, F. Morlet-Savary, J. P. Fouassier and P. Jacques, *J. Photochem. Photobiol., A*, 1989, **46**, 253–267.
- F. Morlet-Savary, C. Ley, P. Jacques, F. Wieder and J. P. Fouassier, *J. Photochem. Photobiol., A*, 1999, **126**, 7–14.
- M. Goetz and B. H. M. Hussein, *Phys. Chem. Chem. Phys.*, 2004, **6**, 5490–5497.
- L. T. Okano, T. C. Barros, D. T. H. Chou, A. J. Bennet and C. Bohne, *J. Phys. Chem. B*, 2001, **105**, 2122–2128.
- K. Iijima, I. Oonishi, S. Fujisawa and S. Shibata, *Bull. Chem. Soc. Jpn.*, 1987, **60**, 3887–3890.
- O. Rubio-Pons, L. Serrano-Andres, D. Burget and P. Jacques, *J. Photochem. Photobiol., A*, 2006, **179**, 298–304.
- J. C. Dalton and F. C. Montgomery, *J. Am. Chem. Soc.*, 1974, **18**, 6230–6232.
- J. J. Cavareli, K. Prater and R. M. Bowman, *Chem. Phys. Lett.*, 1996, **259**, 495–502.
- M. G. Neumann, M. H. Gehlen, M. V. Encinas, N. S. Allen, T. Corrales, C. Peinado and F. Catalina, *J. Chem. Soc., Faraday Trans.*, 1997, **93**, 1517–1521.
- N. S. Allen, *Photopolymerization and Photoimaging Science and Technology*, Elsevier, New York, 1989.
- J. P. Fouassier, *Photoinitiation, Photopolymerization and Photocuring; Fundamentals of Applications*, Munich Hanser Publishers, 1995.



- 22 V. Rai-Constapel, S. Salzmann and C. M. Marian, *J. Phys. Chem. A*, 2011, **115**, 8589–8596.
- 23 G. Angulo, J. Grilj, E. Vauthey, I. Serrano-Andres and P. Jacques, *ChemPhysChem*, 2010, **11**, 480–488.
- 24 L. Chen, Q.-H. Zhou, X. Liu, X.-Q. Zhou and S.-L. Liu, *Chin. J. Chem. Phys.*, 2015, **28**, 493–500.
- 25 P. S. Engel, *J. Am. Chem. Soc.*, 1969, **25**, 6903–6907.
- 26 (a) P. S. Engel and P. D. Barlett, *J. Am. Chem. Soc.*, 1970, **20**, 5883–5891; (b) P. S. Engel, D. W. Horsey, J. N. Scholz, T. Karatsu and A. Kitamura, *J. Phys. Chem.*, 1992, **96**, 7524–7535.
- 27 Triplet energy from J. Calvert and J. Pitts, *Photochemistry*, John Wiley and Sons, Inc., New York, N. Y., 1966, p. 298.
- 28 I. Carmichael and G. L. Hug, *J. Phys. Chem. Ref. Data*, 1986, **15**, 1–250.
- 29 A. Das and K. R. J. Thomas, *Eur. J. Org. Chem.*, 2020, 7214–7218.
- 30 H. Zhu, W. Wang and S. Yao, *Invest. New Drugs*, 2006, **24**, 465–470.
- 31 L. Shen and H.-F. Ji, *Int. J. Mol. Sci.*, 2009, **10**, 4284–4289.
- 32 K. Hirakawa, M. Yoshida, S. Oikawa and S. Kawanishi, *Photochem. Photobiol.*, 2003, **77**, 349–355.
- 33 G. Herzberg, *Molecular spectra and molecular structure I: Spectra of diatomic molecules*, VonNostrand, New York, 2nd edn, 1950.
- 34 G. Amirzadeh and W. Schnabel, *Makromol. Chem.*, 1981, **182**, 2821–2835.
- 35 M. J. Davis, J. Doherty, A. A. Godfrey, P. N. Green, J. R. Young and M. A. Parrish, *J. Oil Colour Chem. Assoc.*, 1978, **68**, 256.
- 36 A. Hult and B. Ranby, *Polym. Degrad. Stab.*, 1984, **8**, 89–105.
- 37 H. J. Timpe and K. P. Kronfeld, *J. Photochem. Photobiol., A*, 1989, **46**, 253–267.
- 38 D. G. Anderson, R. S. Davidson and J. J. Elvery, *Polymer*, 1996, **37**, 2477–2484.
- 39 M. R. Rodriguez and M. G. Neumann, *Macromol. Chem. Phys.*, 2001, **202**, 2776–2782.
- 40 N. Karaca, D. K. Balta, N. Ocal and N. Arsu, *J. Polym. Sci., Part A: Polym. Chem.*, 2016, **54**, 1012–1019.
- 41 G. Temel and N. Arsu, *J. Polym. Sci., Part A: Polym. Chem.*, 2007, **191**, 149–152.
- 42 M. A. Tasdelen, B. Kiskan and Y. Yagci, *Macromol. Rapid Commun.*, 2006, **27**, 1539–1544.
- 43 J. Li, S. Li, Y. Li, R. Li, J. Nie and X. Zhu, *J. Polym. Sci., Part A: Polym. Chem.*, 2020, **389**, 112225.
- 44 G. Yilmaz, S. Beyazit and Y. Yagci, *J. Polym. Sci., Part A: Polym. Chem.*, 2011, **49**, 1591–1596.
- 45 A. Kobayashi, Y. Endo, A. Shiraishi and T. Yamashita, *J. Photopolym. Sci. Technol.*, 2018, **31**, 107–112.
- 46 T. K. H. Trinh, J.-P. Malval, F. Morlet-Savary, J. Pinaud, P. Lacroix-Desmazes, C. Reibel, V. Heroquez and A. Chemtob, *Chem. – Eur. J.*, 2019, **25**, 9242–9252.
- 47 D. K. Balta, G. Temel, M. Aydin and N. Arsu, *Eur. Polym. J.*, 2010, **46**, 1374–1379.
- 48 K. Kaya, J. Kreutzer and Y. Yagci, *ChemPhotoChem*, 2019, **3**, 1187–1192.
- 49 J. Lalevee, N. Blanchard, M. A. Tehfe, C. Fries, F. Morlet-Savary, D. Gigmes and J. P. Fouassier, *Polym. Chem.*, 2011, **2**, 1077–1084.
- 50 G. Chen, X. Guan, R. Xu, J. Tian, F. Lu, M. He and J. Yang, *RSC Adv.*, 2016, **6**, 77093–77099.
- 51 S. K. Dogruyol, Z. Dogruyol and N. Arsu, *Polym. Chem.*, 2011, **49**, 4037–4043.
- 52 T. N. Eren, N. Okte, F. Morlet-Savary, J. P. Fouassier, J. Lalevee and D. Avci, *J. Polym. Sci., Part A: Polym. Chem.*, 2016, **54**, 3370–3378.
- 53 T. N. Eren, B. Graff, J. Lalevee and D. Avci, *Prog. Org. Coat.*, 2019, **128**, 148–156.
- 54 D. K. Balta, N. Arsu, Y. Yagci, S. Jockush and N. J. Turro, *Macromolecules*, 2007, **40**, 4138–4141.
- 55 J. Kreutzer and Y. Yagci, *J. Polym. Sci., Part A: Polym. Chem.*, 2017, **55**, 3475–3482.
- 56 M. Sakamoto, T. Ishida, T. Fujita and S. Watanabe, *J. Org. Chem.*, 1992, **57**, 2419–2422.
- 57 H. E. Zimmerman and C. W. Wright, *J. Am. Chem. Soc.*, 1992, **114**, 6603–6612.
- 58 G. D. Reddy, O. Wiest, T. Hudlicky, V. Schapiro and D. Gonzalez, *J. Org. Chem.*, 1999, **64**, 2860–2863.
- 59 A. Padwa, T. J. Blacklock, R. Loza and R. Polniaszek, *J. Org. Chem.*, 1980, **45**, 2181–2189.
- 60 M. M. Maturi and T. Bach, *Angew. Chem., Int. Ed.*, 2014, **53**, 7661–7664.
- 61 R. Alonso and T. Bach, *Angew. Chem., Int. Ed.*, 2014, **53**, 4368–4371.
- 62 A. Troster, R. Alonso, A. Bauer and T. Bach, *J. Am. Chem. Soc.*, 2016, **138**, 7808–7811.
- 63 Y. Yang, Y. Wen, Z. Dang and H. Yu, *J. Phys. Chem. A*, 2017, **121**, 4552–4559.
- 64 X. Li, C. Jandl and T. Bach, *Org. Lett.*, 2020, **22**, 3618–3622.
- 65 (a) N. Vallanoju, S. Selvakumar, S. Jockusch, M. P. Sibi and J. Sivaguru, *Angew. Chem., Int. Ed.*, 2014, **53**, 5604–5608; (b) N. Vallanoju, S. Selvakumar, S. Jockusch, M. T. Prabhakaran, M. P. Sibi and J. Sivaguru, *Adv. Synth. Catal.*, 2014, **356**, 2763–2768; (c) R. Telmesani, S. H. Park, T. Lynch-Colameta and A. B. Beeler, *Angew. Chem., Int. Ed.*, 2015, **54**, 11521–11525.
- 66 F. Mayr, R. Brimioulle and T. Bach, *J. Org. Chem.*, 2016, **81**, 6965–6971.
- 67 F. Mayr, L.-M. Mohr, E. Rodriguez and T. Bach, *Synthesis*, 2017, **49**, 5238–5250.
- 68 E. Kumarasamy, R. Raghunathan, S. Jockusch, A. Ugrinov and J. Sivaguru, *J. Am. Chem. Soc.*, 2014, **136**, 8729–8737.
- 69 A. Clay, N. Vallanoju, R. Krishnan, A. Ugrinov and J. Sivaguru, *J. Org. Lett.*, 2016, **81**, 7191–7200.
- 70 S. Ahuja, S. Jockusch, A. Ugrinov and J. Sivaguru, *Eur. J. Org. Chem.*, 2020, 1478–1481.
- 71 A. Iyer, S. Jockusch and J. Sivaguru, *Chem. Commun.*, 2017, **53**, 1692–1695.
- 72 S. Ahuja, A. Iyer, S. K. Kandappa and J. Sivaguru, *J. Photochem. Photobiol., A*, 2019, **382**, 111883–111888.
- 73 T. Nevesely, C. G. Daniliuc and R. Gilmour, *Org. Lett.*, 2019, **21**, 9724–9728.





- 74 J. D. Williams, M. Nakano, R. Gerardy, J. A. Rincon, O. De Frutos, C. Mateos, J.-C. M. Monbaliu and O. C. Kappe, *Org. Process Res. Dev.*, 2019, **23**, 78–87.
- 75 X. Li, E. Erturk, X. Chen, S. Kumar, C. Guo, S. Jockusch, J. J. Russo, T. H. Bestor and J. Ju, *Photochem. Photobiol. Sci.*, 2018, **17**, 1049–1055.
- 76 (a) H. J. Timpe, K. P. Kronfeld and M. Schiller, *J. Photochem. Photobiol., A*, 1992, **62**, 245–259; (b) M. D'Auria, *Photochem. Photobiol. Sci.*, 2019, **18**, 2297–2362.
- 77 X. Li, J. Großkopf, C. Jandl and T. Bach, *Angew. Chem.*, 2021, **60**, 2684–2688.
- 78 S. Dadashi-Silab and Y. Yagci, *Tetrahedron Lett.*, 2015, **56**, 6440–6443.
- 79 Y. Masuda, N. Ishida and M. Murakami, *Eur. J. Org. Chem.*, 2016, 5822–5825.
- 80 D.-L. Zhu, H.-X. Li, Z.-M. Xu, H.-Y. Li, D. J. Young and J.-P. Lang, *Org. Chem. Front.*, 2019, **6**, 2353–2359.
- 81 D.-L. Zhu, R. Xu, Q. Wu, H.-Y. Li, J.-P. Lang and D. J. Young, *J. Org. Chem.*, 2020, **85**, 9201–9212.
- 82 D.-L. Zhu, S. Jiang, Q. Wu, H. Wang, L.-L. Chai, H.-Y. Li and H.-X. Li, *Org. Lett.*, 2021, **23**, 160–165.
- 83 W. Ding, L.-Q. Li, Q.-Q. Zhou, Y. Wei, J.-R. Chen and W.-J. Xiao, *J. Am. Chem. Soc.*, 2017, **139**, 63–66.
- 84 C. Ye, Y. Zhang, A. Ding, Y. Hu and H. Guo, *Sci. Rep.*, 2018, **8**, 2205–2210.
- 85 N. F. Nikitas, D. I. Tzaras, I. Triandafillidi and C. G. Kokotos, *Green Chem.*, 2020, **22**, 471–477.
- 86 T. Patra, M. Das, C. G. Danilluc and F. Glorius, *Nat. Catal.*, 2021, **4**, 54–61.
- 87 T. Patra, P. Bellotti, F. Strieth-Kalthoff and F. Glorius, *Angew. Chem.*, 2020, **59**, 3172–3177.
- 88 T. Rigotti, A. Casado-Sanchez, S. Cabrera, R. Perez-Ruiz, M. Liras, V. A. de la Pena O'Shea and J. Aleman, *ACS Catal.*, 2018, **8**, 5928–5940.
- 89 A. Holzl-Hobmeier, A. Bauer, A. V. Silva, S. M. Huber, C. Bannwarth and T. Bach, *Nature*, 2018, **564**, 240–244.
- 90 A. Troster, A. Bauer, C. Jandl and T. Bach, *Angew. Chem., Int. Ed.*, 2019, **58**, 3538–3541.
- 91 L. Wimberger, T. Kratz and T. Bach, *Synthesis*, 2019, **51**, 4417–4424.
- 92 D. Woll, S. Walbert, K.-P. Stengele, T. J. Albert, T. Richmond, J. Norton, M. Singer, R. D. Green, W. Pfeleiderer and U. E. Steiner, *Helv. Chim. Acta*, 2004, **87**, 28–45.
- 93 D. Woll, S. Laimgruber, M. Galetskaya, J. Smimova, W. Pfeleiderer, B. Heinz, P. Gilch and U. E. Steiner, *J. Am. Chem. Soc.*, 2007, **129**, 12148–12158.
- 94 M. C. Pirrung, T. M. Dore, Y. Zhu and V. S. Rama, *Chem. Commun.*, 2010, **46**, 5313–5315.
- 95 C. B. Tripathi, T. Ohtani, M. T. Corbett and T. Ooi, *Chem. Sci.*, 2017, **8**, 5622–5627.
- 96 K. Kailong, T. Ohtani, C. B. Tripathi, D. Uruguchi and T. Ooi, *Chem. Lett.*, 2019, **48**, 715–717.
- 97 Y. Zhang, J. Xu and H. Guo, *Org. Lett.*, 2019, **21**, 9133–9137.
- 98 T. K. H. Trinh, F. Morlet-Savary, J. Pinaud, P. Lacroix-Desmazes, C. Reibel, C. Joyeux, D. Le Nouen, R. Metivier, A. Brosseau, V. Heroguez and A. Chemtob, *Phys. Chem. Chem. Phys.*, 2019, **21**, 17036–17046.
- 99 K. Mishiro, T. Kimura, T. Furuyama and M. Kunishima, *Org. Lett.*, 2019, **21**, 4101–4105.
- 100 N. F. Nikitas, I. Triandafillidi and C. G. Kokotos, *Green Chem.*, 2019, **21**, 669–674.
- 101 N. F. Nikitas, M. K. Apostolopoulou, E. Skolia, A. Tsoukaki and C. G. Kokotos, *Chem. – Eur. J.*, 2021, **27**, 7915–7922.

