



Cite this: *Polym. Chem.*, 2019, **10**, 3806

The emerging applications of click chemistry reactions in the modification of industrial polymers

Mehmet Arslan, ^{*a} Gokhan Acik ^{a,b} and Mehmet Atilla Tasdelen ^{*a}

Polymer modification has been practiced since the very early technological development of human kind by transforming natural resources into value-added commodities. Ever since the middle of the last century in which petroleum-based polymers indisputably became widespread in diverse technological applications, the advances in polymer modification increasingly yielded more scientific attention to impute different and mostly desirable properties to industrial polymers. By cutting across the traditional boundaries of laboratory scale synthesis of reactive polymers, the functionalization and modification of large scale-produced commodity polymers might provide unique opportunities in the fabrication of advanced materials. In this sense, efficient chemical methodologies always have great relevance in the covalent manipulation of polymer substrates to impart desired properties. In the current manuscript, we aim to highlight the emerging applications of highly versatile click chemistry-based strategies in the modification of major industrial polymers by analysing the synthetic approaches and the resulting material properties.

Received 5th April 2019,
Accepted 5th June 2019
DOI: 10.1039/c9py00510b
rsc.li/polymers

Introduction

Polymer modification refers to the chemical manipulation of polymers to induce functional diversity.^{1,2} The chemical tailoring of a polymer molecular structure is usually intended to impute enhanced properties to the processed material such as reactivity, thermal stability, biological resistance and response, compatibility, physical impact response, flexibility, rigidity and

^aDepartment of Polymer Engineering, Faculty of Engineering, Yalova University, 77100 Yalova, Turkey. E-mail: mehmet.arslan@yalova.edu.tr, tasdelen@yalova.edu.tr

^bDepartment of Chemistry, Faculty of Sciences and Letters, Piri Reis University, 34940 Istanbul, Turkey



Mehmet Arslan

Mehmet Arslan obtained his undergraduate degree from Bilkent University, Department of Chemistry, Turkey. He completed his PhD in 2015 at Bogazici University, Turkey. He currently works at Yalova University, Department of Polymer Engineering, Turkey as an academician. His research primarily focuses on the fabrication of reactive polymeric materials for key biomedical applications such as drug deliv-

ery and biomolecular immobilization. He holds interest in developing new condensation and multi-component polymerization methods by adapting versatile synthetic organic transformations in polymer chemistry.



Gokhan Acik

Gokhan Acik graduated from Trakya University, earning a B.Sc. degree in the Department of Chemistry in 2009. He received his M.Sc. degree from the Chemistry Program of Istanbul Technical University in 2011 and Ph.D degree from the Department of Polymer Engineering of Yalova University in 2019. His research primarily focuses on polymer synthesis and their characterization, photo-polymerization and electro-spinning techniques. He is a co-author of more than 15 original research papers.

so on. The polymer modification is an interdisciplinary phenomenon that combines the chemistry of materials with materials science, engineering, physics, biochemistry and medicine to optimise the existing properties for the on-demand end-goal applications.

Industrial polymers can be defined as chemical compounds that are produced on a large scale from natural or purely synthetic building blocks. In this respect, a wide variety of materials including commodity plastics, elastomers, thermosets, fibers, adhesives, and surface coatings constitute the major intermediate products that are employed in a tremendous variety of applications. From the very early introduction of the plant or animal based resins in material fabrication to highly-advanced applications of commodity polymers, the chemical manipulation tool in all along with synthesis, processing and modification steps results in attaining maximum effectiveness of final material properties. Considering the structural diversity of commodity polymers, a maximum effectiveness of the final material properties could be achieved with a good understanding of the structure–property relationship. This often requires a good correlation between synthesis, modification and processing steps in material fabrication.

The majority of industrial polymers are produced in large scale synthesis in chemical plants by using petroleum-derived monomers. In intended end-user applications, the final polymer properties are generally determined by largely physical processing of raw materials such as formulating, polymer blending, hot extruding or molding.³ To impart more value-added properties there is not much room to functionalize or modify the materials during the manufacturing process. Since the specialty polymers are specifically designed and produced to meet the demands, this inevitably brings sophisticated production design and high cost. In order to utilize the low-cost and abundant industrial commodity polymers in specific applications, the importance of

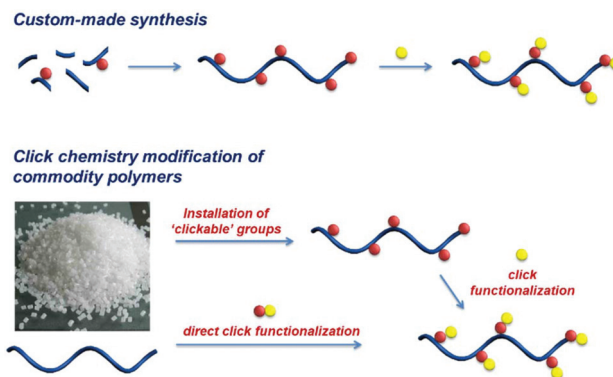


Fig. 1 Rationalizing modified polymer synthesis by uncovering click chemistry tailoring of industrial/commodity polymers.

post-polymerization modification emerges as a virtual tool to manipulate the chemical structure of the existing polymers. Most of the industrial polymers contain reactive functional groups on their polymer structure or such functionalities can be generated using different physical and chemical techniques. As such, this abundant and low-cost feed-stock offers great utility in the fabrication of materials with specific properties.⁴

The history of polymer modification has been unarguably shaped by the chemical knowledge since the early developments in polymer science. Starting from the 1940s, every decade has witnessed tremendous progress in developing breakthrough chemical reaction knowledge and better understanding of the structure–property relationship of materials.² In the last few decades, various intriguing living/controlled polymerization techniques and ‘click’ chemistry methodologies have opened new avenues in both synthesis and functionalization of polymers. Judicious implementation of highly efficient chemical reactions in polymer modification leads to versatile material fabrication for the specific needs of applications.⁵

In this study, we aim to review the applications of some highly efficient and versatile chemical transformations, together denoted as click chemistry reactions, in design, synthesis, and applications of chemically-modified industrial or commodity polymers. Considering the high-volume production and low-cost amenities, the click tailoring of industrial polymers has gained increasing attention recently. By emphasizing the current utilization of click reactions in the on-demand modification of industrial polymers rather than custom-made lab-scale special synthesis (Fig. 1), common synthetic approaches, and their drawbacks and limitations have been summarized.

The applications of click chemistry methodologies in the modification of industrial polymers

Click chemistry methodologies comprise a series of chemical reactions that share some important aspects such as high reac-



Mehmet Atilla Tasdelen

Dr Mehmet Atilla Tasdelen completed his B.Sc. (2000) degree at the Chemistry Department of Ege University, and M.Sc (2002) and Ph.D (2008) degrees at the Polymer Science and Technology Programme of Istanbul Technical University under the supervision of Prof. Yusuf Yagci. He joined Yalova University, Department of Polymer Engineering in 2010 as an assistant professor and he was promoted to full professor in 2018. His research is intensively

focused on the design, synthesis and characterization of novel architecturally hybrid, complex, functional and well defined macromolecular structures via various polymerization techniques. He is a co-author of more than 100 original research papers and several book chapters.

tion rates and conversions, mild reaction conditions and experimental simplicity as well as molecular selectivity, orthogonality and stereospecificity.⁶ In polymer chemistry applications of click reactions, these prominent features are essential benefits that led to triumph in macromolecular synthesis since large polymer chains are usually principal building blocks. In particular, in building complex polymer architectures⁷ and polymer-based nanofabrication,⁸ highly efficient click reactions have been proven as indispensable chemical tools. Each click transformation requires and thus allows different reaction conditions (such as metal-catalyzed or catalyst-free reaction mechanisms, thermal or UV-activations, reversible reaction coordinates, *etc.*) during the synthesis which could help in deciding optimum design and implementation.

Among the most widely applied click chemistry methodologies in polymer science are cycloaddition reactions of alkyne and azide containing compounds. These reactions could proceed under transition metal-catalyzed conditions (copper(I)-catalyzed alkyne–azide cycloaddition (CuAAC)) or can be driven by the intrinsic ring strain of cyclic alkynes (strain-promoted alkyne–azide cycloaddition (SPAAC)). Due to prominent advantages such as high selectivity, rapid and quantitative transformations and orthogonality, the CuAAC click reactions have gained immense attraction in polymer science for fabrication for various polymer constructs^{5,9–11} or functionalization of polymeric materials.¹² The Diels–Alder (DA) and hetero Diels–Alder (HDA) reactions carry important aspects of click methodology due to which atom economic cycloaddition reactions between diene and dienophile counterparts are employed in carbon–carbon bond formation reactions. The high efficiency, catalyst-free reaction conditions and thermo-reversibility are prominent advantages of these reactions due to which polymer science has extensively exploited Diels–Alder reactions in the fabrication and functionalization of various macromolecular platforms.^{13–15} Thiol–X reactions that might infer the reactions of thiols with alkenes, alkynes, bromo compounds, epoxides or some fluoro compounds have gained acceptance in polymer chemistry procuring efficient, reliable and robust procedures.^{16–20} Diverse applications of these reactions include fabrication and functionalization of polymer architectures,^{21–24} polymer-coated nanoparticles,^{25,26} and crosslinked materials.^{27–30} The click methodologies that are applied in polymer science are not limited to these

common reactions. A set of other reactions including hydrazone and oxime-based carbonyl chemistries³¹ and sulfur(VI) fluoride exchange reactions^{32,33} have also found employment for the synthesis and modification of macromolecular architectures. Apparently, the click chemistry concept is an ongoing chemical phenomenon that perpetually postulates new chemical reactions due to which polymer science shows promise for the utilization of these reactions.

On the other hand, the industrial or commodity polymers span a wide variety of materials including plastics, elastomers, fibers, resins, thermosets and surface coatings. The world production of the polymer industry almost reached 350 million tons in 2017 and both production and processing efforts have been gradually increasing annually (according to the data presented by the Association of Plastics Manufacturers in Europe, PlasticsEurope). Enormous production of these polymeric materials leads to diverse applications from daily-life commodities to high technology devices, and biomedical and nanomaterial applications. In this context, highly efficient click reactions have gained increasing attention for appropriate modifications of these polymers to impart new properties for the aimed use (Table 1). In the following parts, we aim to summarize the click chemistry-based modification and functionalization efforts of important industrial polymers by analysing their application-wise advantages and limitations.

Polyethylene

As a durable polymer, PE is conveniently applied in various biomedical applications such as hip/knee replacement implants and cell/tissue supports. However, PE generally displays low wetting properties in aqueous media which entails appropriate modification of the polymer surface to improve its wettability and bioadhesion. The main difficulty arising here is the chemical structure of PE that possesses linear hydrocarbon chains with a lack of apparent reactive functionality. Although the surface treatment of PE with different oxidative techniques such as plasma or ion beams can induce some reactive species in the treated parts which undergo consecutive chemical reactions, this destructive method is not practically applicable in all cases.³⁵ Therefore, a limited range of polyethylene products that bear reactive functionalities on polymer chains (such as ethylene/vinyl acetate copolymers) are industrially produced.

Table 1 A summary of the most relevant click modification strategies for specific industrial polymers

Polymers	Relevant click methodologies	Modification routes
Polyethylene	Thiol–ene	Modification of commercially available vinyl-terminated PE
Polypropylene	CuAAC	Installation of azide functionalities onto halogenated PP
Poly(vinyl chloride)	CuAAC	Direct installation of azide functionalities
Unsaturated polyolefins	Thiol–ene, triazolinedione click	Direct addition to backbone double bonds
Polyacrylonitrile	Azide–nitrile cycloaddition	Direct modification of side chain nitrile groups with azides
Poly(meth)acrylates	CuAAC, thiol–ene	Installation of clickable groups <i>via</i> transesterification
Poly(acrylic acid)	CuAAC	Installation of alkyne and azide groups <i>via</i> esterification
Poly(vinyl alcohol)	CuAAC, thiol–ene	Installation of clickable groups <i>via</i> transesterification
Poly(ethylene terephthalate)	CuAAC	Installation of clickable groups <i>via</i> esterification on chain-end carboxylic acids
Polysulfones	CuAAC	Installation of azide groups onto the chloromethylated backbone

Recently, a versatile strategy based on the synthesis of end-functional PE by using catalytic coordination polymerization has been developed.³⁶ In laboratory synthesis, a range of PEs carrying clickable azido,^{37–39} alkyne⁴⁰ and alkene^{41–43} end-groups or side chains were reported. In a study, Li and co-workers demonstrated the installation of trimethoxysilane (TMS) groups at vinyl-terminated PE *via* radical thiol-ene reaction (Fig. 2).⁴⁴ It was demonstrated that the quantitative thiol-ene end-group modification could be achieved under simple experimental conditions. This polymer (TMS-PE) is subsequently used in the fabrication of nanocomposites with TMS-modified multiwall carbon nanotubes (TMS-MWNTs). Although there are specific studies that demonstrate the laboratory synthesis of PEs with either end-chain or side-chain clickable groups, there exists still a lack of batch and pristine clickable PEs with commercial availability.

Polypropylene

Polypropylene (PP) is a thermoplastic polymer which offers a highly crystalline molecular structure. It is mainly produced by the polymerization of propylene gas using Ziegler-Natta catalysts and its worldwide production estimates reached up to 68 million metric tons as of 2015.³⁴ The main commodity applications of PP include fibers and fabrics for home furnishings, bottles and containers, toys, and automobile parts. Although polypropylene exhibits similar properties to polyethylene, it shows higher melting temperatures due to increased polymer crystallinity and has a chemical structure that is more oxidation-sensitive. In terms of the important biotechnology, nanocomposite and membrane applications, it is

often essential to properly modify the PP surface to induce more enhanced polarity, etched surface morphology, antifouling properties and hydrophilic character.⁴⁵

The gamma irradiation, UV-irradiation, microwave and plasma treatments are among the high-energy surface modification techniques that induce reactive groups on the PP surface. In terms of click surface modification of PP, bromination is usually accompanied by these methods to insert bromo functionalities onto the surface. These bromo groups can be subsequently transformed into various clickable groups. Chlorinated polypropylenes with various chlorination degrees are also commercially available.

In one of the examples of early click-modification, Yu and co-workers demonstrated a multi-step approach for grafting polyacrylamide (PAAm) chains onto the PP macroporous membrane.⁴⁶ The strategy involved UV-induced bromination, azidation and click coupling of alkyne functional PAAm on the polymer surface (Fig. 3). The bromination of the PP surface was conveniently managed by a gas phase free-radical photochemical pathway. In the mechanism, bromine radicals were first generated by homolytic bond cleavage upon UV exposure. The bromine radicals then abstract hydrogen from the polymer backbone resulting in a radical center which subsequently reacts with the bromine molecule.⁴⁷ The azide modification of the bromo groups was conducted with about 40% efficiency under S_N2 -type nucleophilic exchange conditions. On the other hand, the Cu(I)-catalyzed click reaction of alkyne functional PAAm onto azide functional PP surface has revealed a much lower coupling efficiency due to the low interaction of reactive sites. The authors suggested that the low coupling

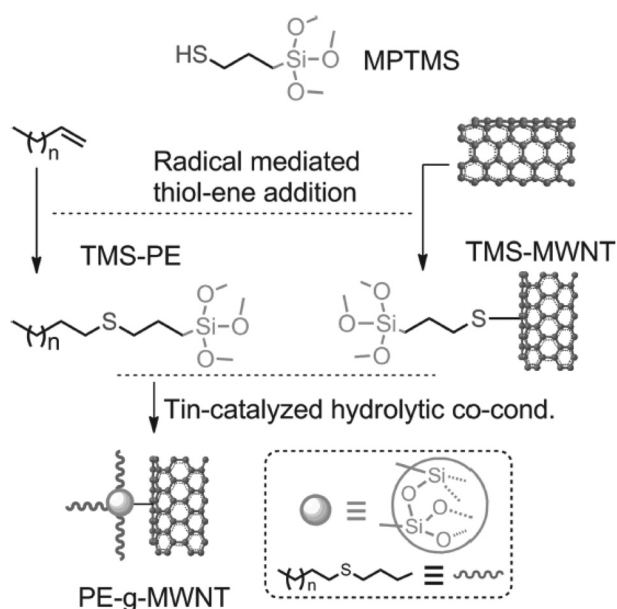


Fig. 2 Thiol-ene end-group modification of vinyl-terminated PE and utilization of the functional polymer in MWNT-based nanocomposite fabrication. Reproduced from ref. 44 with permission from WILEY-VCH Verlag GmbH & Co., copyright [2016].

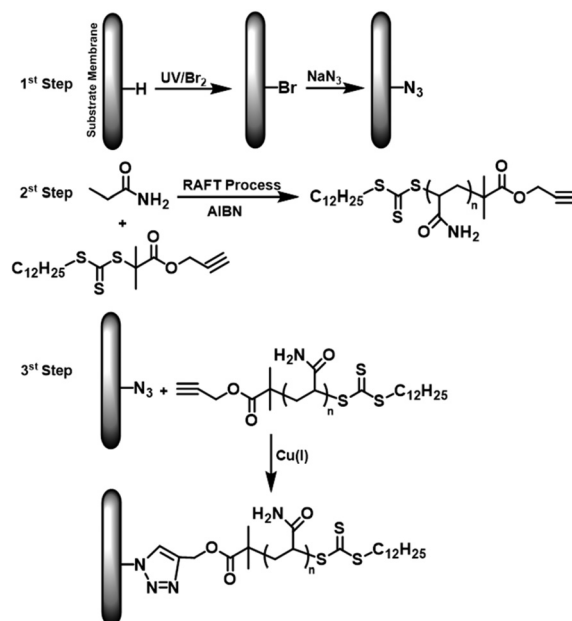


Fig. 3 Modification of the PP membrane surface by installation of CuAAC-clickable azide groups and subsequent alkyne-PAAm conjugation. Reproduced from ref. 46 with permission from Elsevier, copyright [2012].

efficiency was due to the low interaction of reactive sites. In the following studies, the group extended the strategy to click couple poly(2-acrylamido-2-methyl propane sulfonic acid),⁴⁸ methoxy poly(ethylene glycol)⁴⁹ and zwitterionic polymers⁵⁰ onto the PP membrane surface. It was reported that the introduction of hydrophilic polymers onto the membrane surface provided a reduced water contact angle, improved permeation performance and enhanced antifouling characteristics. Zhou and co-workers utilized a similar approach to modify the PP membrane surface with poly(*N*-vinyl-2-pyrrolidone) *via* one-pot reversible-addition fragmentation chain-transfer (RAFT) polymerization and CuAAC click chemistry.⁵¹

Besides UV-irradiation, Boyer and co-workers used gamma-irradiation to generate radicals on the PP film surface.⁵² Surface-initiated atom transfer radical polymerization (ATRP) in the presence of tethered bromine and iodine groups was utilized to obtain polystyrene (PSt) and poly(methyl acrylate) (PMA) brushes. This approach was extended to the introduction of azide groups onto the PMA brushes which were subsequently CuAAC-click conjugated with propargyl alcohol. Functionalization of the bromo end-groups of PP-grafted poly(methyl acrylate) was also studied *via* thio-bromo click reaction using 2-aminoethanethiol as the model compound. The successful click modifications of the polymer-grafted PP surfaces were established by X-ray photoelectron spectrometry (XPS), Fourier transform infrared (FTIR) spectroscopy and contact angle measurements.

Plasma treatment is a highly efficient method to introduce functional groups onto the unreactive polyolefins. By this technique, the surface energy of the targeted zone is lowered, which results in better wetting capability and enhanced adhesion properties. In plasma treatment, peroxide/hydroperoxide groups can be created at the material surface in which these reactive groups can be utilized in further functionalization or modification. Wang *et al.* employed this approach to modify the PP surface with reactive peroxide/hydroperoxide groups.⁵³ A combined UV irradiation in the presence of the 3-(trimethylsilyl) propargyl methacrylate monomer led to polymer grafted microporous polypropylene membranes with protected alkyne groups (Fig. 4). After deprotection, the alkyne units were used for the glycosylation of the surface *via* UV-induced thiol-yne click reaction. According to XPS analysis, 48% thiol-yne efficiency was obtained in the immobilization of lectin-binding glycosyl groups.

In another study, microwave plasma treatment of PE and PP in the presence of maleic anhydride was conducted to immobilize reactive anhydride units onto the polymer surface.⁵⁴ These anhydride groups were further modified to obtain clickable propargyl units amenable to CuAAC functionalization. As an alternative to high energy surface treatment methods, direct C-H activation of commercial PP using stable hypervalent iodide sources has proven useful for azide group installation. Bielawski and co-workers reported up to 3 mol% azide functionalization of PP by the azidoiodinane mediated radical pathway.⁵⁵ However, the radical mechanism ineluctably results in chain cleavage of the polymer.

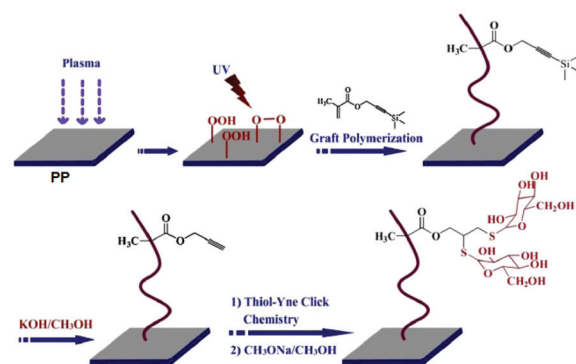


Fig. 4 Construction of the glycosylated PP membrane surface by thiol-yne click chemistry. Reproduced from ref. 53 with permission from Elsevier, copyright [2013].

On the other hand, commercially available chlorinated polypropylene can be directly used to install various functionalities including clickable groups along the polymer structure. This may provide synthetic utility in the chemical modification of PP by reducing the surface treatment efforts. The CuAAC click modification of chlorinated PP was demonstrated by Tasdelen and co-workers by azidation of chloro groups first and subsequent conjugation of alkyne end-functional poly(ethylene glycol) (PEG) or poly(ϵ -caprolactone) (PCL) polymers.⁵⁶ The strategy was recently extended to the synthesis of polypropylene-*graft*-poly(L-lactide) copolymers⁵⁷ and installation of quaternary ammonium⁵⁸ and fluorinated compounds⁵⁹ onto chlorinated PP.

Poly(vinyl chloride)

Poly(vinyl chloride) (PVC) is an important commodity polymer and its global production reached 38 million tons as of 2015.³⁴ It is industrially produced by free-radical polymerization of vinyl chloride that can be done *via* bulk, solution, suspension or emulsion polymerization. The important characteristics of PVC are low flammability and high structural rigidity that provide flexural strength in material fabrication. The major applications involve manufacturing of pipes, conduits, wire cable insulations, siding, and window and door frames. In combination with suitable plasticizers PVC finds more consumer applications such as production of floor tiles, hoses, curtains and imitation leather. In advanced studies, PVC finds use in the fabrication of membranes for diverse applications.

As a chlorine containing polymer, PVC has chemical derivatization routes similar to those of halogenated PE and PP. In the click chemistry applications of PVC modification, chloro groups have been conveniently transformed into azide functionalities *via* nucleophilic substitution. The foregoing azide groups are CuAAC clickable functionalities that can be exploited in further derivatization.

Yagci and co-workers demonstrated the azidation approach for the synthesis of thermally-curable PVC, where side-chain benzoxazine functionalities were installed along the PVC backbone (Fig. 5).⁶⁰ Alkyne functional benzoxazine was efficiently

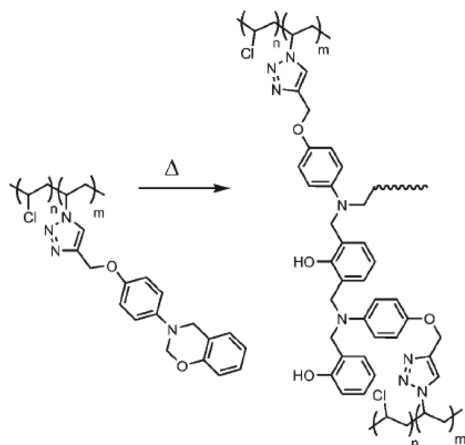


Fig. 5 CuAAC click modification of PVC with benzoxazine units and thermal activation for crosslinking process. Reproduced from ref. 60 with permission from WILEY-VCH Verlag GmbH & Co., copyright [2008].

clicked onto azide-containing PVC and the obtained polymer was readily transformed to thermosets by simple heating without a curing agent.

Although PVC has some superior mechanical and physical properties and high chemical and abrasion resistance, its structural weakness is low UV resistance. Upon exposure to UV or sunlight, PVC is susceptible to photochemical decomposition due to structural anomalies and defects originating from the manufacturing process. In particular, in outdoor applications, UV-absorbent chemical compounds are usually formulated with PVC by physical mixing for inhibiting photo-degradation. In order to prevent the leakage of such UV-absorbers from the polymer mixture, a feasible strategy might be covalent attachment of these compounds onto the polymeric skeleton. In a study, a CuAAC click installation of UV-absorber benzophenone groups onto azidated-PVC was reported by Huang *et al.* (Fig. 6).⁶¹ It was shown that benzophenone-immobilized PVC is compatible with an unmodified polymer and stabilizes PVC against photo-degradation for up to 200 h UV-irradiation.

Another important concern in the commodity applications of PVC originates from the highly rigid polymeric structure. In order to obtain soft and elastic materials, PVC is usually formulated with certain small organic compounds known as plasticizers. Phthalates, phosphates, adipates, maleates and other compounds are used as additives in PVC processing to

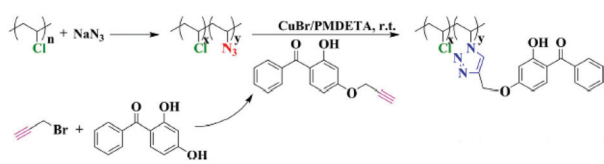


Fig. 6 CuAAC click modification of PVC to install UV-absorber groups. Reproduced from ref. 61 with permission from Springer Nature Publishing AG, copyright [2016].

increase processability and flexibility. Similar to UV-absorbers, a common problem is the migration of plasticizers to the PVC surface causing progressive loss of properties. Also, serious health hazards might be encountered due to the leakage of toxic organic compounds. To decrease the glass transition temperature of PVC and avoid leakage, a useful strategy is covalent linking of plasticizers to PVC chains. In this sense, cardanol (phenolic compounds with long fatty tails)^{62,63} hyper-branched polyglycerol,⁶⁴ and triethyl citrate⁶⁵ based plasticizers were covalently bound to azide functional PVC *via* CuAAC click reaction.

In a recent study, Finn and co-workers systematically studied surface functionalization of flexible PVC tubing *via* CuAAC and azide–nitrile cycloaddition click reactions.⁶⁶ By employing a series of phase transfer catalysts, the optimum conditions were analyzed for chemical modification of catheter tubing to install azide and cyano groups (Fig. 7). Subsequently, click modification and alkylation of functional surfaces were investigated by using various alkynes and an alkyl halide. Notably, PVC tubing was efficiently functionalized *via* CuAAC click reaction, demonstrating the efficiency of the surface modification methodology without changing the properties of the bulk preformed material.

Tasdelen and co-workers extended the CuAAC click modification of PVC to a photochemical version of CuAAC click reaction.⁶⁷ Azidated-PVC was efficiently grafted with alkyne functional polymers implemented under UV-initiated conditions. The authors suggested that this alternative reaction mechanism might be more beneficial for thermally sensitive materials rather than conventional thermal processes. A copper-free analogue of azide–alkyne cycloaddition for attachment of dialkyl acetylenedicarboxylate-based plasticizers onto azidated-PVC was also reported.⁶⁸

CuAAC click modification of azidated-PVC has been exemplified in attachment of ferrocene units for electrochemical ion sensors,⁶⁹ K⁺-selective crown ether ionophores for potentiometric and optical sensors,⁷⁰ PEG units for biocompatible ion-selective electrodes,⁷¹ fluorescein dyes as membrane visual probes,⁷² copolymers with antibacterial groups,^{73,74} PEG-stearate for thermal energy storage materials,⁷⁵ thioxanthone

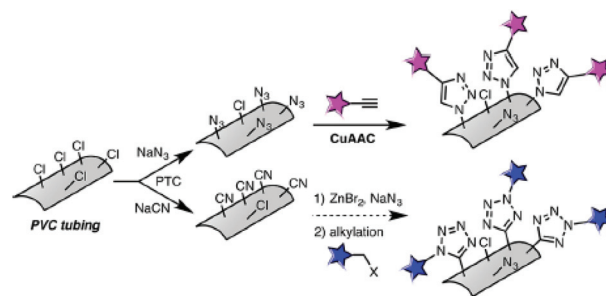


Fig. 7 Modification of the flexible PVC tubing surface by combination of nucleophilic substitution and click chemistry reactions. Reproduced from ref. 66 with permission from the American Chemical Society, copyright [2018].

groups for graft polymers⁷⁶ and poly(*N*-isopropylacrylamide) for electrospun membranes.⁷⁷ The triazole groups resulting from the CuAAC click reaction of azidated-PVC with various alkynes were utilized in metal ion extraction applications.⁷⁸

An attractive one-step strategy for PVC surface functionalization by combination of sulfur(vi)-fluoride exchange (SuFEx) click chemistry and benzophenone photochemistry reactions was recently reported.⁷⁹ By taking advantage of UV-mediated tethering of benzophenone groups onto PVC polymer chains, a series of functional groups were successfully installed on the polymer surface (Fig. 8). This strategy features one-pot coupling of the sulfonyl fluoride group present on the benzophenone derivative with various silyl ether containing functional molecules.

Fluoropolymers

Fluorinated polymers or fluoropolymers contain multiple carbon–fluorine bonds in their chain structure. These polymers are characterized by their high resistance to solvents, high melting temperatures, very low coefficient of friction and outstanding resistance to oxygen, ozone and heat. Certain fluorinated polymers having elastomeric properties are distinguished as fluoroelastomers. The principal applications of fluoropolymers include temperature-resistant rings, seals and gaskets. They are frequently laminated as a protective layer onto various surfaces, especially in outdoor applications. Due to their exceptional inertness, resistance and stability, fluorinated polymers are employed in biomedical research, electrochemical energy storage and conversion, and manufacture of microchips and integrated circuits.

Functionalization of fluoropolymers is desirable in biomedical applications to impart biocompatibility and cellular responses. The conventional approaches for fluoropolymer surface modification include plasma or ion irradiation. In conjunction with click-mediated tailoring, this method was employed for gamma radiation-induced poly(vinylidene fluoride) (PVDF) surface modification by grafting a (2,3,4,5,6)-penta-

fluorostyrene polymer.⁸⁰ Subsequently, thiol/*para*-fluoro click reaction allowed the attachment of a thiol bearing molecule onto the crosslinked PVDF. According to the surface analysis, increased wettability adjustment was maintained as determined by water contact angle measurements. In an elegant study, alkyne surface functionalization of fluoropolymer Dyneon THV (a polymer of tetrafluoroethylene, hexafluoropropylene and vinylidene fluoride) was achieved by the use of scanning electrochemical microscopy (SECM).⁸¹ The local reduction of the THV fluoropolymer using a SECM tip led to the formation of surface alkyne functions which were subsequently modified by an azide-containing dye *via* CuAAC click coupling. In another study, surface argon plasma treatment of Dyneon THV to introduce bromo groups was demonstrated.⁸² This modification was followed by azidation of the surface to CuAAC click grafting of alkyne functional molecules.

An operationally benign procedure for functionalization of fluoropolymers by combining fluororous interactions and CuAAC click reaction was demonstrated by Cai and co-workers.⁸³ Functional molecules including the alkynyl group and long perfluorinated hydrocarbon tails were tethered onto fluoropolymer surfaces *via* stable non-covalent fluororous interactions. These surfaces were then successfully modified with the azide group containing antimicrobial peptides and PEG molecules *via* CuAAC reaction chemistry.

In an elegant study, crosslinking of DuPont's perfluoro elastomer Kalrez® towards robust film formation was achieved by nitrile–azide cycloaddition click reaction.⁸⁴ The side chain nitrile groups present on the fluoroelastomers were efficiently reacted with a bis-azido fluorinated curing agent through triazole formation. It was shown that improved thermal degradation properties were achieved resulting from cured films compared to those from uncured fluoroelastomers.

Reactive alkene units can be generated on PVDF polymer chains by the dehydrofluorination process using suitable bases. These alkene groups can be considered as clickable functionalities to offer radical-initiated thiol additions. On the other hand, due to the electron-deficient nature of $-\text{CH}=\text{CF}-$ double bond, the addition reaction proceeded in nucleophilic thiol–ene pathway (Fig. 9).⁸⁵

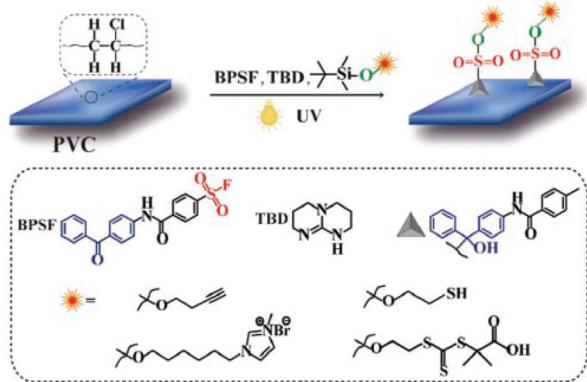


Fig. 8 One-pot modification of the PVC surface by combination of SuFEx click reaction and benzophenone photochemistry. Reproduced from ref. 79 with permission from The Royal Society of Chemistry, copyright [2019].

Polystyrene

Polystyrene is a rigid and relatively brittle thermoplastic polymer produced by free-radical polymerization of the styrene monomer. It is a key material in various applications including insulation, packaging materials and food containers which

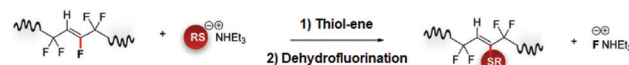


Fig. 9 Nucleophilic thiol–ene addition/dehydrofluorination steps for the double bond containing PVDF polymer modification. Reproduced from ref. 85 with permission from WILEY-VCH Verlag GmbH & Co., copyright [2018].

this makes a substantial production effort of the polymer reaching 25 million tons as of year 2015.³⁴ Polystyrene is usually blended with elastomers such as polybutadiene to improve the impact strength and reduce brittleness. Due to its important characteristics such as high melting temperatures, processability, dimensional stability, chemical resistance, low dielectric constant and low gas permeability, the polymer also gained interest in scientific research. However, polystyrene still has several drawbacks associated with its chemical structure that require additional modifications in practical uses. High rigidity and the absence of polar groups are important concerns towards improving the mechanical properties, adhesion and compatibility with polar substrates. The progress in the chemical modification of polystyrene has been reviewed elsewhere.⁸⁶ The chemical tailoring of polystyrene usually targets the aromatic benzene ring, especially for Friedel-Crafts type alkylation, acylation and halogenation reactions. Convenient modification routes are the benzylic bromination and chlorination in which the resulting haloalkyl groups can be employed in polymer grafting.⁸⁷ Chloromethylation is also applied for functional diversification at benzene rings.⁸⁸

Although there are enormous click chemistry applications of styrenic polymers in scientific research that are mainly based on the laboratory scale polymerization of styrene with functional monomers,⁸⁹ interestingly, there are no reports in the literature that show the click chemistry functionalization of commercial polystyrene. The advantages associated with the low-cost and abundant commercial polystyrene on the other hand can enable practical utilization towards efficient click manipulation. It is perceptible that chloromethylation or benzylic halogenation of commercial polystyrene would allow further functionalization by the installation of clickable groups onto the polymer structure.

Unsaturated polyolefin elastomers

Elastomers are important subgroups of industrial polymers that are characterized by their viscoelastic behavior and weak intermolecular forces resulting in low Young's modulus and high failure strain. Although the term elastomer is used interchangeably with rubber, the latter is usually referred to as vulcanized material which is produced from unsaturated elastomeric polymers by crosslinking. Unsaturated polyolefin elastomers involve natural polyisoprene, polybutadiene, polychloroprene, styrene-butadiene copolymers, butadiene-acrylonitrile copolymers and many others.

Since unsaturated polyolefin elastomers carry reactive double bonds in their polymer structure, they have been subject to vast industrial and research studies for both chemical modification and crosslinking. Although the reactive alkene units in their polymer structure are primarily employed in vulcanization processes, these reactive handles are also amenable to covalent functionalization.⁹⁰

In click chemistry-based methods, the reactive alkene units on unsaturated elastomers are bare substrates for thiol-ene modification. Since unactivated double bonds (*i.e.* alkenes without electron-withdrawing groups directly attached to the

double bond) undergo radical mediated thiol-ene reactions with thiols, this click modification approach has been utilized in this context. It is important to note that performing the photoaddition of thiyl radicals onto the double bonds of unsaturated polyolefin elastomers often gives desired and side products concurrently, due to intramolecular cyclizations (Fig. 10). The extent of the formation of side products is strictly related to the experimental conditions. For example, the thiol-ene functionalization efficiency of 1,2-polybutadiene (PB) was reported to reach 80% or higher when employing high concentrations of reactants and low temperatures.⁹¹

Besides thiol-ene modification of unsaturated elastomers, backbone residing alkene groups have also been manipulated by other click chemistry methodologies such as the inverse electron-demand Diels-Alder reaction and nitrile oxide/alkene cycloadditions. In a recent study, Du Prez, De Clerck and co-workers employed triazolinodione click reaction to produce elastomeric styrene-butadiene-styrene (SBS) copolymer membranes by electrospinning (Fig. 11).⁹² The thermo-mechanical properties of electrospun fibers were modified by simple covalent modification or crosslinking of alkene groups with triazolinodiones containing molecules. Triazolinodione modification or crosslinking of unsaturated rubbers offers simultaneous click modification and creation of "sacrificial" H-bonds by urazole groups that could be harnessed in shape

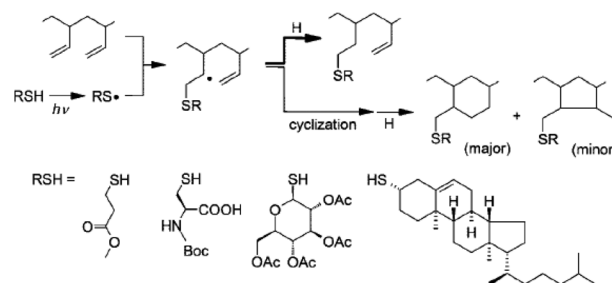


Fig. 10 Radical thiol-ene functionalization of an unsaturated 1,2-polybutadiene elastomer depicting the main reaction product and cyclization-derived ring segments. Reproduced from ref. 91 with permission from the American Chemical Society, copyright [2008].

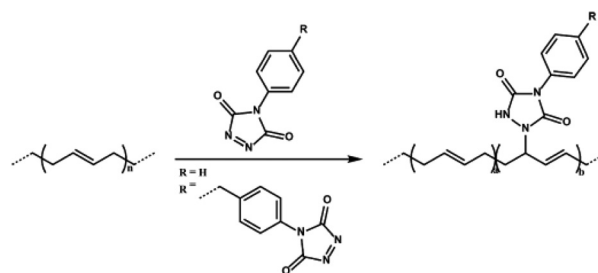


Fig. 11 Triazolinodione click modification of the SBS elastomer. Reproduced from ref. 92 with permission from the American Chemical Society, copyright [2015].

memory and energy dissipation, significantly improving the mechanical properties.⁹³

Installation of other clickable groups onto unsaturated polyolefin elastomers *via* sequential modifications is also possible. The CuAAC click modification of unsaturated elastomers by bromo or epoxide group attachment that allows further azidation has been demonstrated.⁹⁴

A direct thiol–ene grafting of DA clickable furan groups has attracted attention towards the thermally-reversible curing efforts of such unsaturated elastomers. Recently, Shi and co-workers reported thiol–ene and Diels–Alder sequential click modification of polybutadiene towards the fabrication of thermally recyclable polymers.⁹⁵ Attachment of furan groups *via* radical thiol–ene reaction and further DA crosslinking by a bis-maleimide crosslinker resulted in a polybutadiene elastomer network with tunable mechanical properties (Fig. 12).

To provide an overview of the compositions and click chemistry-mediated modification applications of unsaturated polyolefin elastomers, a collection of examples are summarized in Table 2.

Polyacrylonitrile

Polyacrylonitrile (PAN) is an important acrylic polymer produced by free-radical polymerization of acrylonitrile through suspension methods. Most of the industrially produced PAN

(3 million tons global production output) is employed in the fabrication of acrylic fibers that are soft, flexible and wool-like; hence the most common use of PAN is as a wool replacement synthetic fiber. Due to its low cost, excellent chemical resistance, thermal stability and low gas permeability, PAN has been used for ultrafiltration membranes, electrospun nanofibers, energy storage devices and other advanced applications.

As is seen in many industrial polymers that have hydrophobic polymer structures, appropriate modification of PAN to induce utility is often required, especially for separation membrane applications. A common drawback of hydrophobic polymers in membrane fabrication is that membrane fouling originates from the adsorption or deposition of hydrophobic compounds on material surfaces or pores. This often results in flux decline in the feed stream, which causes poor membrane performance and loss in mechanical properties during the long time use. To avoid or limit this problem decorating the membrane surface with antifouling substrates and hydrophilic compounds is usually carried out.

In the click chemistry applications of industrial PAN modification, azide–nitrile cycloaddition has been employed as the sole click approach. The present nitrile dangling groups of the polymer structure can undergo cycloaddition reactions with azide anions of sodium azide. This reaction can be implemented in very good yields and short reaction times giving 5-substituted tetrazoles. Alkylation of heterocycles with various methods has been demonstrated for side chain grafting of PAN with tetrazole groups,¹³⁰ hydrophilic polymers (Fig. 13),¹³¹ cationic metal species^{132,133} and hydrophobic alkyl tails.¹³⁴ Interestingly, no studies that employ direct functionalization of nitrile groups with azide group containing substances have been reported yet.

Polyacrylates and polymethacrylates

Polyacrylates and polymethacrylates are produced at an industrial scale by free-radical polymerization of acrylic/methacrylic monomers through bulk or solution processed methods. The important members of this family include poly(methyl methacrylate) and poly(methyl acrylate) as well as poly(2-hydroxyethyl methacrylate) and poly(cyanoacrylate)s.

Although polyacrylates and polymethacrylates are indispensable materials that have found vast applications in polymer research, introducing functionalities to these polymers is often challenging. In laboratory synthesis, functional (meth)acrylates can be prepared by employing functional monomers along with polymerization of non-functional monomers.¹³⁵ However, the utilization of industrial (meth)acrylate polymers requires efficient post-polymerization modification methods to install reactive groups. In this sense, transesterification reactions of side chain ester groups might be feasible for introducing functionalities by either direct grafting of target substrates or attachment of reactive groups, including clickable functions. This approach was recently reported by demonstrating the efficiency of catalytic transesterification in functionalization of poly(methyl acrylate) (Fig. 14).¹³⁶ Several

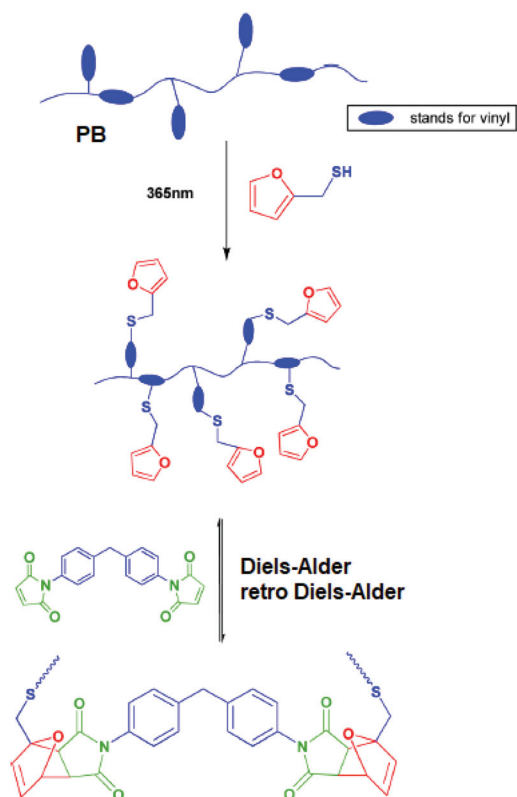
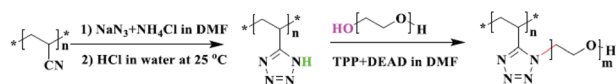


Fig. 12 Sequential click functionalization of polybutadiene towards thermally-reversible crosslinking. Reproduced from ref. 95 with permission from the American Chemical Society, copyright [2015].

Table 2 General overview of click chemistry applications in the modification of unsaturated polyolefin elastomers (UPE)

UPE	Click reaction	Applications	Ref.
Polybutadiene (PB)	Thiol-ene	UV, visible light or sunlight-aided modification with thiols; hydrophilic modification of nanoporous crosslinked polymers; composite formation; crosslinking of electrospun fibers	91 and 96–101
Polybutadiene (PB)	Thiol-ene/Diels-Alder	Reversibly crosslinked materials	95 and 102
Polybutadiene (PB)	Triazolinedione click	Crosslinked networks with flexible and rigid chains	103
Polybutadiene (PB)	CuAAC	Surface modification of nanoporous polymers; modification with self-curable benzoxazine groups	94 and 104
Polybutadiene (PB)	Tetrazine click	Antioxidant foams	105
Natural rubber (NR)	Thiol-ene	Antioxidant grafting	106 and 107
Natural rubber (NR)	Nitrile oxide cycloaddition	Catalyst-free crosslinking and decrosslinking	108
Polyisoprene (IR)	Thiol-ene	Crosslinked nanolayer deposition	109
Nitrile-butadiene rubber (NBR)	Thiol-ene	Nanocomposite formation; grafting on the AFM tip to study interfacial interaction between nanofillers and elastomers	110 and 111
Styrene-butadiene rubber (SBR)	Thiol-ene	Modification with ionic liquids; silica nanoparticle modification; blending with silicone rubber; alcohol and carboxylic acid functionalization; crosslinking	112–118
Styrene-butadiene rubber (SBR)	Triazolinedione click	Crosslinking with adaptive recovery	93
Styrene-butadiene rubber (SBR)	CuAAC	Installation of H-bonding groups for supramolecular network formation	119 and 120
Styrene-butadiene-styrene rubber (SBS)	Thiol-ene	Modification with carboxylic acids and other polar groups, alkyl thiols or benzoxazines to tailor mechanical and morphological properties	121–125
Styrene-butadiene-styrene rubber (SBS)	Triazolinedione click	Modification or crosslinking of electrospun fibers	92
Styrene-butadiene-styrene rubber (SBS)	CuAAC	Installation of quaternary ammonium groups for anion exchange membranes	126
Styrene-isoprene-styrene rubber (SIS)	Thiol-ene	PEG grafting; crosslinking	127 and 128
Ethylene-propylene rubber	Diels-Alder	Reversibly crosslinked materials	129

**Fig. 13** Azide–nitrile click functionalization of PAN through tetrazole formation and subsequent *N*-alkylation. Reproduced from ref. 131 with permission from Springer Nature Publishing AG, copyright [2018].**Fig. 14** Transesterification-based synthetic strategy to functional polyacrylates. Reproduced from ref. 136 with permission from WILEY-VCH Verlag GmbH & Co., copyright [2017].

alcohols containing clickable alkene, alkyne and azide groups were successfully grafted onto the side chains of the polymer by employing efficient zinc catalysts.

Poly(acrylic acid)

Poly(acrylic acid) (PAA) is a major industrial polymer produced on a large scale from acrylic acid by free-radical polymerization methods. PAA and its derivatives have found numerous applications in the pharmaceutical, cosmetic, adhesive, detergent and paint sectors, especially as thickening, dispersing, suspending and emulsifying agents. The weak anionic polyelectrolyte structure with the ability to absorb and retain water makes

PAA suitable for the fabrication of polymeric gels and ion-exchange materials.

The presence of carboxylic acid groups at the side chains of PAA is purposive in the direct functionalization of polymers *via* esterification and amidation. Besides, several nucleophilic substitution reactions can be implemented by the carboxylate function. In this context, the modification of PAA with CuAAC clickable groups has been demonstrated by grafting azide or alkyne group containing amino compounds *via* amidation. Layer-by-layer construction of PAA films on various surfaces such as silicon wafer and gold electrodes was studied by CuAAC crosslinking of PAA chains to covalently stabilize thin films (Fig. 15).^{137,138} The gold electrode surface with a deposited PAA layer was employed as a nanoreactor to embed palladium nanoparticles.¹³⁹

Poly(vinyl alcohol)

Poly(vinyl alcohol) (PVA) is a synthetic water-soluble polymer prepared by the hydrolysis of polyvinylacetate. As an important commodity polymer, PVA has diverse applications in the adhesive, coating, paper and textile industries, as well as biomedical and pharmaceutical applications. To date, advanced applications cover membrane fuel cells, tissue engineering scaffolds, drug delivery formulations, separation technologies and catalysis. Functionalization of PVA congruents with the desired applications *via* conventional esterification, carbamation, and etherification reactions can be carried out by using side chain alcohol groups.¹⁴⁰

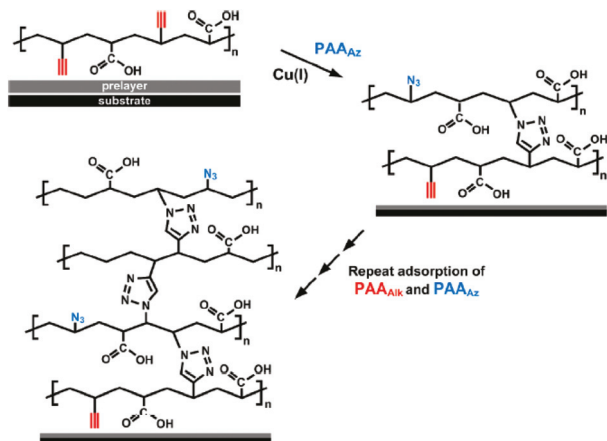


Fig. 15 Layer-by-layer construction of PAA films on the substrate surface by CuAAC click crosslinking of alkyne or azide modified polymers. Reproduced from ref. 138 with permission from the American Chemical Society, copyright [2011].

The click chemistry-mediated modification of PVA has been utilized for mainly grafting clickable functional groups onto polymer chains *via* carbamate formation, esterification or azidation routes. In an early example, Hilborn and co-workers demonstrated carbonyldiimidazole pre-activation of PVA alcohol groups which were then reacted with various amines, terminated with clickable alkyne, azide and furan functional groups.¹⁴¹ Azide- and alkyne-modified PVA polymers were subsequently crosslinked by the CuAAC click reaction to give hydrogels. A similar carbamate formation strategy for azide installation was reported for CuAAC attachment of an alkyne-functional radiographic component onto PVA.¹⁴² Pre-activation of hydroxyl groups by mesyl or tosyl chloride to introduce azide groups at the side chains was also reported.^{143–145}

The sequential modifications of PVA to introduce maleimide,¹⁴⁶ thiol,^{147,148} and hydrazide¹⁴⁹ groups for Diels–Alder, thiol–ene, thiol–yne and hydrazone formation-based click tailoring have been reported.

Poly(ethylene terephthalate)

Poly(ethylene terephthalate) (PET) is a semicrystalline polymer possessing large benzene rings in its structure giving notable stiffness and strength to the polymer chains. It is among the top produced industrial polymers in which the global output reached 33 million tons as of 2015.³⁴ The stiff polymer structure and orderly arrangement of chains by stretching make PET fibers highly resistant to deformation. The outstanding fiber properties of PET make it applicable in various textile and fabric products. Molten PET can be shaped by most of the common thermoplastic processing techniques into bottles and food containers. PET has also been employed in the production of important biomedical apparatus such as surgical drapes, vascular grafts and ligament prostheses.

PET fibers need to be modified for creating feature-added materials for special applications and for overcoming some structural drawbacks such as low moisture regain of hydro-

phobic polymers and for avoiding static electricity, pilling and dyeing problems. The allocated modification approaches of PET employ physical, chemical and plasma surface treatment methods.¹⁵⁰

Due to the absence of functionalizable groups besides aromatic benzene rings, the click chemistry-mediated applications of PET modification target surface –COOH groups. Installation of CuAAC-clickable alkyne groups *via* amidation could be accomplished on fabric or membrane form PET specimens (Fig. 16).^{151–153} However, more efficient and benign click modification approaches especially targeting the aromatic rings still need more comprehensive research.

Polysulfones

Polysulfones (PSU) are among the engineering thermoplastics that have favorable high temperature properties and excellent chemical resistance to hydrolysis, acids and bases. The outstanding properties make PSUs applicable in medical devices, food processing, membrane technologies, feeding systems, and the automotive and electronic industries.

The hydrophobic nature and especially high stiffness of aromatic PSUs, as well as the demand to introduce functionality often necessitates appropriate covalent modification. The common modification routes include sulfonation, halogenation, Friedel–Crafts alkylation/acylation reactions *etc.* A straightforward and commonly employed route is halomethylation of aromatic rings that makes functional alkyl halogen groups amenable to further derivatization.

In the context of click chemistry modification of PSUs, a much sought strategy relies on the installation of CuAAC clickable azide groups to the chloromethylated polymer structure. Subsequent derivatizations of azidated polymers by click coupling with alkyne functional substrates have been reported to tune the material properties especially in membrane applications. These include the grafting of polar groups,^{154,155} peptides,¹⁵⁶ pyrene,¹⁵⁷ zwitterionic complexes,^{158,159} hydrophilic/antifouling polymers^{160,161} and hydrophobic organic molecules.^{162,163} A thiol–ene approach for the modification of

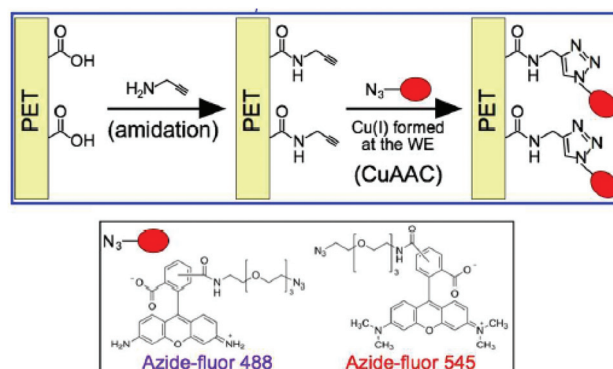


Fig. 16 Installation of alkyne groups on PET surface carbonyls and CuAAC click attachment of fluorescent dye molecules. Reproduced from ref. 153 with permission from the American Chemical Society, copyright [2017].

chloromethylated PSU with vinyl groups and subsequent radical thiol addition was recently reported.¹⁶⁴

Conclusions

The click chemistry-mediated modification approaches of industrial polymers have gained increasing interest, especially in the last decade. This interest originates from the fine tuning of common, low-cost and abundant commodity polymers with highly efficient click reactions towards the fabrication of novel polymeric materials for various applications. In comparison with laboratory scale efforts to synthesize functional polymers, efficient covalent manipulations might provide great utility in modification, diversification and property enhancement of commodity polymers that are already produced at an industrial scale.

The ideal polymer modification by click chemistry approaches however has some prerequisites. The first important concern is the efficient installation of clickable functional groups on polymer structures. Certain industrial polymers *i.e.* olefinic rubbers bearing thiol-reactive alkene groups on the chain structure can be directly employed as substrates in thiol-ene based modification reactions. Commercially available chlorinated polymers on the other hand provide facile installation of various clickable functionalities amenable to click chemistry tailoring.

However, this is not the case for most of the commodity polymers and attaching clickable groups by tedious multi-step procedures is a must. Polymers devoid of apparent reactive groups on polymer structures such as polyethylene and polypropylene require harsh and destructive surface treatments to create functionalities for subsequent exploitation. Radical mediated surface modification techniques and plasma methods often cause chain cleavage that may alter the polymer properties. In this sense, further research studies for the optimum installation of clickable groups onto various commodity polymers might be fundamental.

A common drawback of CuAAC click modification is the requirement to use catalytic copper(I) salts and suitable ligands. Although the metal catalysts are employed in substantially low amounts (typically 1 to 5% mol ratio of the respective alkyne and azide groups),¹⁶⁵ the removal of the catalytic species is essential to reduce any deteriorating effects on the physical and mechanical properties as well as the oxidative stability of the polymers.¹⁶⁶ In addition to solvent precipitation and washing efforts, proper treatment of modified polymers, surfaces and solid scaffolds with copper chelating agents might result in efficient removal of the residual copper species. Employment of heterogeneous¹⁶⁷ and resin-supported copper(I) species¹⁶⁸ could also maintain more convenient and reusable catalytic systems.

The undesired environmental effects such as heat, light, oxidation agents and various organic/inorganic chemicals can cause polymer degradation and change in the properties over time. These factors could be more important in the case of

modified polymers since the modification processes can cause structurally weak points on the polymer chains. Covalent attachment of organic molecules to the main chain polymers might lead to susceptible chemical bonds being attacked by atmospheric oxygen, ozone and water. Although chemical degradation or aging of polymers is often inevitable, these deteriorating effects can be minimized or delayed by careful control of the reaction conditions, functionalization degree and purification. Stabilization of the modified polymers against photo-oxidation and ultraviolet light by using suitable additives might result in a better lifecycle. Research studies emphasizing the proper structural analysis of commodity polymers under various click modification conditions would be a worthwhile contribution to the field.

A subtle approach for efficient production of polymer nanocomposites has relied on the utilization of click chemistry reactions in the fabrication process.⁸ Composite materials exhibit some superior properties of the constituent matrix and fillers along with showing some additional properties. Advantages of industrial polymers can be inherited in (nano) composites as matrix materials along with efficient click chemistry mediated fabrication efforts.

Considering the high structural, mechanical and functional diversity of industrial polymers, this abundant and low-cost feed-stock could offer great utility in the fabrication of materials with specific properties. Success in overcoming the limitations and a good understanding of the interactions between polymer structures and ever-growing synthetic methods might open new avenues in the modification and property enhancement of polymeric materials.

Conflicts of interest

There are no conflicts to declare.

Notes and references

- 1 M. A. Gauthier, M. I. Gibson and H. A. Klok, *Angew. Chem., Int. Ed.*, 2009, **48**(1), 48–58.
- 2 K. A. Günay, P. Theato and H. A. Klok, in *Functional Polymers by Post-Polymerization Modification: Concepts, Guidelines, and Applications*, Wiley-VCH, Weinheim, 2013.
- 3 L. F. Ramos-De Valle, in *Handbook of Polymer Synthesis, Characterization, and Processing*, Wiley-VCH, Weinheim, 2013.
- 4 J. B. Williamson, S. E. Lewis, R. R. Johnson, I. M. Manning and F. Leibfarth, *Angew. Chem., Int. Ed.*, 2018, DOI: 10.1002/ange.201810970.
- 5 C. Barner-Kowollik and A. J. Inglis, *Macromol. Chem. Phys.*, 2009, **210**, 987–992.
- 6 H. C. Kolb, M. G. Finn and K. B. Sharpless, *Angew. Chem., Int. Ed.*, 2001, **40**(11), 2004–2021.
- 7 M. Arslan and M. A. Tasdelen, *Chem. Africa*, 2018, DOI: 10.1007/s42250-018-0030-8.

- 8 M. Arslan and M. Tasdelen, *Polymers*, 2017, **9**, 499.
- 9 W. H. Binder and R. Sachsenhofer, *Macromol. Rapid Commun.*, 2008, **29**, 952–981.
- 10 M. Arslan, O. Gok, R. Sanyal and A. Sanyal, *Macromol. Chem. Phys.*, 2014, **215**, 2237–2247.
- 11 D. Huang, Y. Liu, A. Qin and B. Z. Tang, *Polym. Chem.*, 2018, **9**, 2853–2867.
- 12 G. K. Such, A. P. R. Johnston, K. Liang and F. Caruso, *Prog. Polym. Sci.*, 2012, **37**, 985–1003.
- 13 G. Hizal, U. Tunca and A. Sanyal, *J. Polym. Sci., Part A: Polym. Chem.*, 2011, **49**, 4103–4120.
- 14 M. A. Tasdelen, *Polym. Chem.*, 2011, **2**, 2133–2145.
- 15 M. Arslan, *Macromol. Chem. Phys.*, 2018, **219**, 1800087.
- 16 *Thiol-X Chemistries in Polymer and Materials Science*, ed. A. Lowe and C. Bowman, The Royal Society of Chemistry, 2013.
- 17 C. E. Hoyle and C. N. Bowman, *Angew. Chem., Int. Ed.*, 2010, **49**, 1540–1573.
- 18 A. B. Lowe, *Polym. Chem.*, 2014, **5**, 4820–4870.
- 19 Y. Zhenglong, C. Qiuyun, Z. Dan and B. Yilong, *Prog. Chem.*, 2012, **24**, 395–404.
- 20 G. Delaittre and L. Barner, *Polym. Chem.*, 2018, **9**, 2679–2684.
- 21 I. I. Yilmaz, M. Arslan and A. Sanyal, *Macromol. Rapid Commun.*, 2012, **33**, 856–862.
- 22 M. Arslan, T. N. Gevrek and A. Sanyal, Maleimide containing thiol-reactive polymers: Synthesis and functionalization, in *Functional Polymers*, Apple Academic Press, New York, 2017.
- 23 M. Arslan, T. N. Gevrek and A. Sanyal, Design and synthesis of maleimide group containing polymeric materials via the Diels-Alder/Retro Diels-Alder strategy, in *Functional Polymers by Post-Polymerization Modification*, ed. P. Theato and H. Klok, Wiley-VCH Verlag GmbH & Co., 2013.
- 24 O. C. J. Andr n and M. Malkoch, *Polym. Chem.*, 2017, **8**, 4996–5001.
- 25 M. Arslan, T. N. Gevrek, J. Lyskawa, S. Szunerits, R. Boukherroub, R. Sanyal, P. Woisel and A. Sanyal, *Macromolecules*, 2014, **47**, 5124–5134.
- 26 Y. Oz, M. Arslan, T. N. Gevrek, R. Sanyal and A. Sanyal, *ACS Appl. Mater. Interfaces*, 2016, **8**, 19813–19826.
- 27 M. Arslan, T. N. Gevrek, A. Sanyal and R. Sanyal, *RSC Adv.*, 2014, **4**, 57834–57841.
- 28 M. Arslan, D. Aydin, A. Degirmenci, A. Sanyal and R. Sanyal, *ACS Omega*, 2017, **2**, 6658–6667.
- 29 M. Arslan, T. N. Gevrek, R. Sanyal and A. Sanyal, *Eur. Polym. J.*, 2015, **62**, 426–434.
- 30 M. Arslan, T. Yirmibesoglu and M. Celebi, *J. Turk. Chem. Soc., Sect. A*, 2018, **5**, 1327–1336.
- 31 J. Collins, Z. Xiao, M. M llner and L. A. Connal, *Polym. Chem.*, 2016, **7**, 3812–3826.
- 32 J. C. Brendel, L. Martin, J. Zhang and S. Perrier, *Polym. Chem.*, 2017, **8**, 7475–7485.
- 33 T. Abdul Fattah, A. Saeed and F. Albericio, *J. Fluor. Chem.*, 2018, **213**, 87–112.
- 34 R. Geyer, J. R. Jambeck and K. L. Law, *Sci. Adv.*, 2017, **3**, e1700782.
- 35 M. Lehoc y, H. Drnovsk , B. Lap  kov , A. M. Barros-Timmons, T. Trindade, M. Zembala and L. Lap  k, *Colloids Surf., A*, 2003, **222**, 125–131.
- 36 J. Mazzolini, E. Espinosa, F. D'Agosto and C. Boisson, *Polym. Chem.*, 2010, **1**, 793–800.
- 37 R. Briquel, J. Mazzolini, T. Le Bris, O. Boyron, F. Boisson, F. Delolme, F. D'Agosto, C. Boisson and R. Spitz, *Angew. Chem., Int. Ed.*, 2008, **47**, 9311–9313.
- 38 M. M. Unterlass, E. Espinosa, F. Boisson, F. D'Agosto, C. Boisson, K. Ariga, I. Khalakhan, R. Charvet and J. P. Hill, *Chem. Commun.*, 2011, **47**, 7057–7059.
- 39 M. Ciftci, D. Wang, M. Buchmeiser and Y. Yagci, *Macromol. Chem. Phys.*, 2017, **218**, 1700279.
- 40 M. Hong, J. Y. Liu, B. X. Li and Y. S. Li, *Macromolecules*, 2011, **44**, 5659–5665.
- 41 H. Li, A. Guo, Q. Li, W. Wang, J. Li and Y. Zhang, *Macromol. Chem. Phys.*, 2017, **218**, 1600449.
- 42 S. Norsic, C. Thomas, F. D'Agosto and C. Boisson, *Angew. Chem., Int. Ed.*, 2015, **54**, 4631–4635.
- 43 Z. Xiao, C. W. Bennett and L. A. Connal, *J. Polym. Sci., Part A: Polym. Chem.*, 2015, **53**, 1957–1960.
- 44 H. Li, A. Guo, Q. Li, W. Wang, J. Li and Y. Zhang, *Macromol. Chem. Phys.*, 2017, **218**, 1600449.
- 45 Q. Yang, Z. K. Xu, Z. W. Dai, J. L. Wang and M. Ulbricht, *Chem. Mater.*, 2005, **17**, 3050–3058.
- 46 X. M. Wu, L. L. Wang, Y. Wang, J. S. Gu and H. Y. Yu, *J. Membr. Sci.*, 2012, **421–422**, 60–68.
- 47 S. Balamurugan, A. B. Mandale, S. Badrinarayanan and S. P. Vernekar, *Polymer*, 2001, **42**, 2501–2512.
- 48 Y. Wang, L. L. Wang, X. C. He, Z. J. Zhang, H. Y. Yu and J. S. Gu, *J. Colloid Interface Sci.*, 2014, **435**, 43–50.
- 49 L. L. Wang, J. J. Wu, Z. B. Zhang, J. Zhou, X. C. He, H. Y. Yu and J. S. Gu, *Sep. Purif. Technol.*, 2016, **164**, 81–88.
- 50 J. J. Wu, J. Zhou, J. Q. Rong, Y. Lu, H. Dong, H. Y. Yu and J. S. Gu, *Chin. J. Polym. Sci.*, 2018, **36**, 528–535.
- 51 J. Zhou and B. Hu, *J. Appl. Polym. Sci.*, 2015, **132**, 42649.
- 52 O. Foster, A. H. Soeriyadi, M. R. Whittaker, T. P. Davis and C. Boyer, *Polym. Chem.*, 2012, **3**, 2102–2111.
- 53 C. Wang, Y. Fan, M. X. Hu, W. Xu, J. Wu, P. F. Ren and Z. K. Xu, *Colloids Surf., B*, 2013, **110**, 105–112.
- 54 H. A. Pearson and M. W. Urban, *J. Mater. Chem. B*, 2014, **2**, 2084–2087.
- 55 D. Liu and C. W. Bielawski, *Polym. Int.*, 2017, **66**, 70–76.
- 56 G. Acik, E. Sey and M. A. Tasdelen, *eXPRESS Polym. Lett.*, 2018, **12**, 418–428.
- 57 G. Acik, C. Altinkok and M. A. Tasdelen, *J. Polym. Sci., Part A: Polym. Chem.*, 2018, **56**, 2595–2601.
- 58 G. Acik, C. Altinkok, H. Olmez and M. A. Tasdelen, *Prog. Org. Coat.*, 2018, **125**, 73–78.
- 59 G. Acik, C. E. Cansoy and M. A. Tasdelen, *J. Appl. Polym. Sci.*, 2019, **136**, 47072.

- 60 B. Kiskan, G. Demiray and Y. Yagci, *J. Polym. Sci., Part A: Polym. Chem.*, 2008, **46**, 3512–3518.
- 61 Z. Huang, A. Ding, H. Guo, G. Lu and X. Huang, *Sci. Rep.*, 2016, **6**, 25508.
- 62 P. Yang, J. Yan, H. Sun, H. Fan, Y. Chen, F. Wang and B. Shi, *RSC Adv.*, 2015, **5**, 16980–16985.
- 63 P. Jia, M. Zhang, L. Hu, R. Wang, C. Sun and Y. Zhou, *Polymers*, 2017, **9**, 621.
- 64 K. W. Lee, J. W. Chung and S. Y. Kwak, *Macromol. Rapid Commun.*, 2016, **37**, 2045–2051.
- 65 P. Jia, L. Hu, G. Feng, C. Bo, M. Zhang and Y. Zhou, *Mater. Chem. Phys.*, 2017, **190**, 25–30.
- 66 J. M. Beveridge, H. M. Chenot, A. Crich, A. Jacob and M. G. Finn, *Langmuir*, 2018, **34**, 10407–10412.
- 67 G. Demirci and M. A. Tasdelen, *Eur. Polym. J.*, 2015, **66**, 282–289.
- 68 A. Earla and R. Braslau, *Macromol. Rapid Commun.*, 2014, **35**, 666–671.
- 69 M. Pawlak, E. Grygolowicz-Pawlak and E. Bakker, *Anal. Chem.*, 2010, **82**, 6887–6894.
- 70 Y. Liu, Y. Xue, H. Tang, M. Wang and Y. Qin, *Sens. Actuators, B*, 2012, **171–172**, 556–562.
- 71 M. Pawlak, E. Grygolowicz-Pawlak, G. A. Crespo, G. Mistlberger and E. Bakker, *Electroanalysis*, 2013, **25**, 1840–1846.
- 72 M. Pawlak, G. Mistlberger and E. Bakker, *J. Mater. Chem.*, 2012, **22**, 12796–12801.
- 73 J. Lafarge, N. Kébir, D. Schapman and F. Burel, *React. Funct. Polym.*, 2013, **73**, 1464–1472.
- 74 J. Lafarge, N. Kébir, D. Schapman, V. Gadenne and F. Burel, *Cellulose*, 2013, **20**, 2779–2790.
- 75 B. Oktay, *ChemistrySelect*, 2018, **3**, 11737–11743.
- 76 H. Akat and M. Ozkan, *EXPRESS Polym. Lett.*, 2011, **5**, 318–326.
- 77 J. W. Guo, Z. Y. Lin, C. J. Chang, C. H. Lu and J. K. Chen, *Appl. Surf. Sci.*, 2018, **439**, 313–322.
- 78 A. Ouerghui, H. Elamari, M. Dardouri, S. Neib, F. Meganem and C. Girard, *React. Funct. Polym.*, 2016, **100**, 191–197.
- 79 W. Liu, Y. Dong, S. Zhang, Z. Wu and H. Chen, *Chem. Commun.*, 2019, **55**, 858–861.
- 80 L. Dumas, E. Fleury and D. Portinha, *Polymer*, 2014, **55**, 2628–2634.
- 81 C. Slim, E. Ratajová, S. Griveau, F. Kanoufi, D. Ferraro, C. Perréard, F. D'Orlyé, A. Varenne and F. Bedioui, *Electrochem. Commun.*, 2015, **60**, 5–8.
- 82 Y. Ladner, F. D'Orlyé, C. Perréard, B. Da Silva, C. Guyon, M. Tatoulian, S. Griveau, F. Bedioui and A. Varenne, *Plasma Processes Polym.*, 2015, **60**, 5–8.
- 83 C. M. Santos, A. Kumar, S. S. Kolar, R. Contreras-Caceres, A. McDermott and C. Cai, *ACS Appl. Mater. Interfaces*, 2013, **5**, 12789–12793.
- 84 G. Tillet, G. Lopez, M. H. Hung and B. Améduri, *J. Polym. Sci., Part A: Polym. Chem.*, 2015, **53**, 1171–1173.
- 85 S. Tan, D. Li, Y. Zhang, Z. Niu and Z. Zhang, *Macromol. Chem. Phys.*, 2018, **219**, 1700632.
- 86 M. Jaymand, *Polym. Chem.*, 2014, **5**, 2663–2690.
- 87 A. V. Vivek and R. Dhamodharan, *J. Polym. Sci., Part A: Polym. Chem.*, 2007, **45**, 3818–3832.
- 88 G. D. Jones, *Ind. Eng. Chem.*, 1952, **44**, 2686–2693.
- 89 W. Guo, L. Xiong, C. M. Reese, D. V. Amato, B. J. Thompson, P. K. Logana and D. L. Patton, *Polym. Chem.*, 2017, **8**, 6778–6785.
- 90 J. C. Brosse, I. Campistron, D. Derouet, A. El Hamdaoui, S. Houdayer, D. Reyx and S. Ritoit-Gillier, *J. Appl. Polym. Sci.*, 2000, **78**, 1461–1477.
- 91 N. Ten Brummelhuis, C. Diehl and H. Schlaad, *Macromolecules*, 2008, **41**, 9946–9947.
- 92 S. Van Der Heijden, K. De Bruycker, R. Simal, F. Du Prez and K. De Clerck, *Macromolecules*, 2015, **48**, 6474–6481.
- 93 J. Huang, L. Zhang, Z. Tang, S. Wu, N. Ning, H. Sun and B. Guo, *Macromol. Rapid Commun.*, 2017, **38**, 1600678.
- 94 F. Guo, K. Jankova, L. Schulte, M. E. Vigild and S. Ndoni, *Langmuir*, 2010, **26**, 2008–2013.
- 95 J. Bai, H. Li, Z. Shi and J. Yin, *Macromolecules*, 2015, **48**, 3539–3546.
- 96 B. Korthals, M. C. Morant-Miñana, M. Schmid and S. Mecking, *Macromolecules*, 2010, **43**, 8071–8078.
- 97 A. Berthold, K. Sagar and S. Ndoni, *Macromol. Rapid Commun.*, 2011, **32**, 1259–1263.
- 98 H. Rosilo, E. Kontturi, J. Seitsonen, E. Kolehmainen and O. Ikkala, *Biomacromolecules*, 2013, **14**, 1547–1554.
- 99 M. W. Thielke, E. P. Bruckner, D. L. Wong and P. Theato, *Polymer*, 2014, **55**, 5596–5599.
- 100 W. Wu, X. Zeng, H. Li, X. Lai and Z. Yan, *J. Macromol. Sci., Part A: Pure Appl. Chem.*, 2014, **51**, 229–239.
- 101 J. Xu and C. Boyer, *Macromolecules*, 2015, **48**, 520–529.
- 102 E. Trovatti, T. M. Lacerda, A. J. F. Carvalho and A. Gandini, *Adv. Mater.*, 2015, **27**, 2242–2245.
- 103 A. Muller, *Polym. Int.*, 1996, **41**, 251–257.
- 104 M. Kukut, B. Kiskan and Y. Yagci, *Des. Monomers Polym.*, 2009, **12**, 167–176.
- 105 R. E. Bagge, T. C. Mauldin, D. J. Boday, B. M. Kobilka and D. A. Loy, *Chem. Mater.*, 2017, **29**, 7953–7960.
- 106 N. Y. Ning, Z. P. Zheng, L. Q. Zhang and M. Tian, *EXPRESS Polym. Lett.*, 2015, **9**, 490–495.
- 107 W. Wu, X. Zeng, H. Li, X. Lai, F. Li and J. Guo, *J. Macromol. Sci., Part B: Phys.*, 2014, **53**, 1244–1257.
- 108 H. Sogawa, T. Tsutsuba, S. Monjiyama, C.-G. Wang and T. Takata, *Polym. Chem.*, 2018, **9**, 4382–4385.
- 109 R. C. Fraser, A. Carletto, M. Wilson and J. P. S. Badyal, *ACS Appl. Mater. Interfaces*, 2016, **8**, 21832–21838.
- 110 C. Pan and P. Liu, *Ind. Eng. Chem. Res.*, 2018, **57**, 4949–4954.
- 111 X. Li, Y. Feng, G. Chu, N. Ning, M. Tian and L. Zhang, *Compos. Commun.*, 2018, **7**, 36–41.
- 112 Y. Lei, Z. Tang, L. Zhu, B. Guo and D. Jia, *J. Appl. Polym. Sci.*, 2012, **123**, 1252–1260.
- 113 Y. Lei, Z. Tang, L. Zhu, B. Guo and D. Jia, *Polymer*, 2011, **52**, 1337–1344.
- 114 Y. Ye, C. Zhang, M. Tian, Z. Du and J. Mi, *J. Phys. Chem. C*, 2015, **119**, 20957–20966.

- 115 Z. Sun, Q. Huang, Y. Wang, L. Zhang and Y. Wu, *Ind. Eng. Chem. Res.*, 2017, **56**, 1471–1477.
- 116 X. Zhang, Z. Tang and B. Guo, *Polymer*, 2018, **144**, 57–64.
- 117 Y. Chen, Z. Tang, X. Zhang, Y. Liu, S. Wu and B. Guo, *ACS Appl. Mater. Interfaces*, 2018, **10**, 24224–24231.
- 118 Y. Liu, Z. Tang, Y. Chen, C. Zhang and B. Guo, *ACS Appl. Mater. Interfaces*, 2018, **10**, 2992–3001.
- 119 E. Wittenberg and V. Abetz, *Polymer*, 2017, **121**, 304–311.
- 120 E. Wittenberg, A. Meyer, S. Eggers and V. Abetz, *Soft Matter*, 2018, **14**, 2701–2711.
- 121 M. Tian, H. Yan, H. Sun, L. Zhang and N. Ning, *RSC Adv.*, 2016, **6**, 96190–96195.
- 122 J. Bai, Z. Shi, J. Yin and M. Tian, *Macromolecules*, 2014, **47**, 2964–2973.
- 123 P. Mandal, S. Ponnupandian, S. Choudhury and N. K. Singha, *Rubber Chem. Technol.*, 2017, **90**, 550–561.
- 124 K. Lee, J. Lee, S. Choi, K. Char and J. W. Choi, *ACS Energy Lett.*, 2019, **4**, 94–101.
- 125 C. Ellingford, R. Zhang, A. M. Wemyss, C. Bowen, T. McNally, L. Figiel and C. Wan, *ACS Appl. Mater. Interfaces*, 2018, **10**, 38438–38448.
- 126 L. Liu, D. Li, Y. Xing and N. Li, *J. Membr. Sci.*, 2018, **564**, 428–435.
- 127 E. Keleş, B. Hazer and F. B. Cömert, *Mater. Sci. Eng., C*, 2013, **33**, 1061–1066.
- 128 Q. Z. Zhong, L. W. Zhang, Y. Ou, B. H. Wu, L. S. Wan and Z. K. Xu, *Mater. Chem. Front.*, 2017, **1**, 1073–1078.
- 129 L. M. Polgar, M. Van Duin, A. A. Broekhuis and F. Picchioni, *Macromolecules*, 2015, **48**, 7096–7105.
- 130 W. Zhao, L. Liu, L. Wang and N. Li, *RSC Adv.*, 2016, **6**, 72133–72140.
- 131 B. Liu, Y. Liu, Y. Wang, H. Man, W. Wang, H. Chen and L. Bai, *J. Polym. Res.*, 2017, **25**, 12.
- 132 W. Wang, Y. Wang, Y. Liu, L. Jiang, L. Bai, H. Chen and Z. Cheng, *J. Appl. Polym. Sci.*, 2017, **134**, 45490.
- 133 W. Xiang Wang, Y. Liu, Y. Xue Wang, H. Chen and L. Jiu Bai, *Chem. Pap.*, 2018, **72**, 191–200.
- 134 W. Liang, Y. Chenyang, Z. Bin, W. Xiaona, Y. Zijun, Z. Lixiang, Z. Hongwei and L. Nanwen, *J. Membr. Sci.*, 2019, **569**, 157–165.
- 135 A. Das and P. Theato, *Macromolecules*, 2015, **48**, 8695–8707.
- 136 J. G. Kim, *J. Polym. Sci., Part A: Polym. Chem.*, 2017, **55**, 2554–2560.
- 137 G. Rydzek, J. S. Thomann, N. Ben Ameer, L. Jierry, P. Mésini, A. Ponche, C. Contal, A. E. El Haitami, J. C. Voegel, B. Senger, P. Schaaf, B. Frisch and F. Boulmedais, *Langmuir*, 2016, **26**, 2816–2824.
- 138 C. R. Kinnane, G. K. Such and F. Caruso, *Macromolecules*, 2011, **44**, 1194–1202.
- 139 M. Villalba, M. Bossi, M. Del Pozo and E. J. Calvo, *Langmuir*, 2016, **32**, 6836–6842.
- 140 S. Moulay, *Polym.-Plast. Technol. Eng.*, 2015, **54**, 1289–1319.
- 141 D. A. Ossipov and J. Hilborn, *Macromolecules*, 2006, **39**, 1709–1718.
- 142 N. R. B. Boase, S. T. Smith, K. S. Masters, K. Hosokawa, S. B. Crowe and J. V. Trapp, *React. Funct. Polym.*, 2018, **132**, 81–88.
- 143 B. N. Gacal, B. Koz, B. Gacal, B. Kiskan, M. Erdogan and Y. Yagci, *J. Polym. Sci., Part A: Polym. Chem.*, 2009, **47**, 1317–1326.
- 144 W. Chen, K. Achazi, B. Schade and R. Haag, *J. Controlled Release*, 2015, **205**, 15–24.
- 145 H. Awada and C. Daneault, *Appl. Sci.*, 2015, **5**, 840–850.
- 146 C. Gaina, V. Gaina and D. Ionita, *Polym. Bull.*, 2016, **73**, 2019–2038.
- 147 S. Baudis, D. Bomze, M. Markovic, P. Gruber, A. Ovsianikov and R. Liska, *J. Polym. Sci., Part A: Polym. Chem.*, 2016, **54**, 2060–2070.
- 148 B. Oktay, E. Baştürk, M. V. Kahraman and N. K. Apohan, *React. Funct. Polym.*, 2018, **127**, 10–19.
- 149 M. H. Alves, C. J. Young, K. Bozzetto, L. A. Poole-Warren and P. J. Martens, *Biomed. Mater.*, 2012, **7**, 2.
- 150 M. Gao, L. Sun, Y. Guo, J. Shi and J. Zhang, *Chem. Phys. Lett.*, 2017, **689**, 179–184.
- 151 B. Yameen, M. Ali, M. Álvarez, R. Neumann, W. Ensinger, W. Knoll and O. Azzaroni, *Polym. Chem.*, 2010, **1**, 183–192.
- 152 L. Li, N. Zhao and S. Liu, *Polymer*, 2012, **53**, 67–78.
- 153 H. Coceancigh, K. H. Tran-Ba, N. Siepser, L. A. Baker and T. Ito, *Langmuir*, 2017, **33**, 11998–12006.
- 154 C. Gaina, V. Gaina and D. Ionita, *Polym. Int.*, 2011, **60**, 296–303.
- 155 Y. Xie, R. Tayouo and S. P. Nunes, *J. Appl. Polym. Sci.*, 2015, **132**, 41549.
- 156 Y. He, H. Hoi, C. D. Montemagno and S. Abraham, *J. Appl. Polym. Sci.*, 2018, **135**, 46678.
- 157 H. Toiserkani, G. Yilmaz, Y. Yagci and L. Torun, *Macromol. Chem. Phys.*, 2010, **211**, 2389–2395.
- 158 C. Xu, S. Gu, J. Huang, W. Xu, H. Xia, J. Du, H. Liu, H. Yang, Y. Zhou and Z. Bai, *J. Appl. Polym. Sci.*, 2015, **132**, 41327.
- 159 S. Gu, H. Xia, J. Du, L. Yang, Y. Cai, Y. Zhou and J. Huang, *Fibers Polym.*, 2016, **17**, 161–165.
- 160 G. Yilmaz, H. Toiserkani, D. O. Demirkol, S. Sakarya, S. Timur, Y. Yagci and L. Torun, *J. Polym. Sci., Part A: Polym. Chem.*, 2010, **49**, 110–117.
- 161 K. Kim, B. K. Jung, T. Ko, T. H. Kim and J. C. Lee, *J. Membr. Sci.*, 2018, **554**, 232–243.
- 162 R. Sood, A. Donnadio, S. Giancola, A. Kreisz, D. J. Jones and S. Cavaliere, *ACS Appl. Mater. Interfaces*, 2016, **8**, 16897–16906.
- 163 C. Dizman, C. Altinkok and M. A. Tasdelen, *Des. Monomers Polym.*, 2017, **20**, 293–299.
- 164 E. J. Park, W. H. Lee and C. Bae, *J. Polym. Sci., Part A: Polym. Chem.*, 2016, **54**, 3237–3243.

- 165 J. E. Hein and V. V. Fokin, *Chem. Soc. Rev.*, 2010, **39**, 1302–1315.
- 166 R. H. Lambeth, S. J. Pederson, M. Baranoski and A. M. Rawlett, *J. Polym. Sci., Part A: Polym. Chem.*, 2010, **48**, 5752–5757.
- 167 B. H. Lipshutz and B. R. Taft, *Angew. Chem.*, 2006, **118**, 8415–8418.
- 168 S. I. Presolski, S. K. Mamidyala, F. Manzenrieder and M. G. Finn, *ACS Comb. Sci.*, 2012, **14**, 527–530.