

# ChemComm

Chemical Communications

rsc.li/chemcomm



ISSN 1359-7345

**FEATURE ARTICLE**

Georg Manolikakes, Siegfried R. Waldvogel *et al.*  
Advances in photochemical and electrochemical  
incorporation of sulfur dioxide for the synthesis of  
value-added compounds



Cite this: *Chem. Commun.*, 2021, 57, 8236

## Advances in photochemical and electrochemical incorporation of sulfur dioxide for the synthesis of value-added compounds

Stephan P. Blum,<sup>†a</sup> Kamil Hofman,<sup>†b</sup> Georg Manolikakes<sup>ib</sup>\*<sup>b</sup> and Siegfried R. Waldvogel<sup>ib</sup>\*<sup>a</sup>

Organic photochemistry and electrochemistry currently receive tremendous attention in organic synthesis as both techniques enable the reagent-less activation of organic molecules without using expensive and hazardous redox reagents. The incorporation of SO<sub>2</sub> into organic molecules is a relatively modern research topic, which likewise gains immense popularity since the discovery of the SO<sub>2</sub> surrogate DABSO. Sulfur-containing organic molecules are omnipresent in pharmaceuticals and agrochemicals. This review covers the recent progress in electrochemical and photochemical methodologies for the incorporation and uses of SO<sub>2</sub> in the synthesis of value-added compounds. Additionally, different work techniques are demonstrated for the synthetic application of SO<sub>2</sub>.

Received 8th June 2021,  
Accepted 1st July 2021

DOI: 10.1039/d1cc03018c

rsc.li/chemcomm

### Introduction

Reagent-less activation of organic molecules became increasingly popular in the past few decades. Photochemistry and the 21st

century technique organic electrochemistry in particular have attracted growing interest,<sup>1,2</sup> which is attributed to numerous advantages in comparison to conventional synthetic approaches with expensive and hazardous redox reagents.<sup>3</sup> Inexpensive electricity or light,<sup>2</sup> derived from renewable energy sources,<sup>4</sup> is capable of activating organic molecules and beyond that achieving even novel and highly innovative reactivities.<sup>5</sup> From this follows waste reduction,<sup>6</sup> which is crucial during times of climate change,<sup>1</sup> and a decrease of synthetic steps for the target molecule.<sup>7</sup> Additionally, photochemistry and electrochemistry

<sup>a</sup> Department of Chemistry, Johannes Gutenberg University Mainz, D-55128 Mainz, Germany. E-mail: waldvogel@uni-mainz.de; Web: <https://www.aksw.uni-mainz.de/>

<sup>b</sup> Department of Chemistry, Technical University Kaiserslautern, D-67663 Kaiserslautern, Germany. E-mail: manolikakes@chemie.uni-kl.de; Web: <https://www.chemie.uni-kl.de/en/manolikakes/>


<sup>†</sup> Both authors contributed equally to this work.



**Stephan P. Blum**

*Stephan P. Blum received his BSc and MSc degrees from the Ludwig-Maximilians University of Munich. During his master studies, he participated in a student exchange at the City University of Hong Kong and completed an industrial internship at Boehringer Ingelheim in medicinal chemistry. His master thesis project was in organometallic chemistry supervised by Josep Cornellà at Max Planck Institute*

*for Coal Research. In 2019, he started his PhD project on the electrochemical upcycling of sulfur dioxide to value-added products under the supervision of Prof. Dr Siegfried R. Waldvogel at Johannes Gutenberg University Mainz.*



**Kamil Hofman**

*Kamil Hofman was born in Frankfurt/Main (Germany) in 1990. He graduated with BSc and MSc degrees in chemistry from the Goethe-University Frankfurt (Germany). Since 2017, he has been working on his PhD thesis in the group of Georg Manolikakes. His current field of research focuses on novel multi-component reactions for the synthesis of sulfonamides.*



increase the safety as the reaction can be easily interrupted by switching off the power and the reactions are mostly carried out under mild reaction conditions.<sup>8</sup> Overall, applying photochemistry<sup>9</sup> and electrochemistry<sup>10</sup> enables a more sustainable or “green” synthesis<sup>11</sup> of organic chemicals.

The feedstock chemical sulfur dioxide (SO<sub>2</sub>) is annually generated in vast amounts by the incineration of sulfur and sulfur-containing waste, roasting of metal sulfides and subsequent washing of flue gases.<sup>12,13</sup> In the food industry, SO<sub>2</sub> is widely used as a preservative (E220) for nutritional products and beverages such as wines and dried fruits. Indeed, its preserving effect has already been utilized in the ancient world, *e.g.*, by the incineration of sulfur in wine vessels.<sup>13,14</sup> SO<sub>2</sub> is utilized as a bleaching agent for paper and cloth, and in gypsum production, corn processing, water and waste treatment, ore refining, oil extraction, metal and glass processes, and sulfonylation of oils and aromatic compounds.<sup>13,15</sup> However, the majority of the SO<sub>2</sub> produced annually is used for the synthesis of sulfuric acid production by the contact process, which has tremendous importance in the chemical industry.<sup>16</sup> In nature, SO<sub>2</sub> is released by volcanic eruptions. In the atmosphere, it is present in one part by parts per billion per volume (1 ppbv). Atmospheric SO<sub>2</sub> mainly stems from the combustion of sulfur-containing fossil fuels and is one of the major air pollutants with severe negative impacts on health and the environment.<sup>17–19</sup> Atmospheric oxidation of SO<sub>2</sub> to sulfuric acid is responsible for the formation of acid rain.<sup>20</sup> In industrialized countries, SO<sub>2</sub> emissions have been constantly reduced in the past few decades, whereas in developing countries, these emissions have currently increased significantly. Flue gas desulfurization (FGD) is commonly used for SO<sub>2</sub> removal from industrial exhausts.<sup>17</sup> Different processes, such as the wet sulfuric acid process (WSA), enable sulfur recovery from flue gas in the form of sulfuric acid.<sup>21</sup> The Wellman–Lord process recovers SO<sub>2</sub> from

flue gas upon reaction with Na<sub>2</sub>SO<sub>3</sub> to obtain the SO<sub>2</sub> surrogate Na<sub>2</sub>S<sub>2</sub>O<sub>5</sub>.<sup>12</sup> From exhaust gases in water, collected SO<sub>2</sub> gas can be oxidized to H<sub>2</sub>SO<sub>4</sub> by Br<sub>2</sub> leading to the formation of HBr. The latter can be recycled to Br<sub>2</sub> electrochemically. Alternatively, SO<sub>2</sub> can be oxidized electrocatalytically to SO<sub>3</sub> on Co phthalocyanines with gas diffusion electrodes.<sup>22</sup>

Currently, there is intense research interest in sulfur chemistry and the direct incorporation of SO<sub>2</sub> into organic molecules,<sup>18,23–35</sup> which originates from the broad bioactivity of sulfur-containing molecules making them extraordinarily interesting in drug discovery, agrochemicals, and medicinal chemistry.<sup>24,36</sup> Among the different approaches, radical processes are especially well-suited for the direct fixation of SO<sub>2</sub>. Additionally, SO<sub>2</sub> is a very good trap for all kinds of carbon-based radicals and thereby the formed sulfonyl radicals are highly versatile intermediates for the construction of all kinds of SO<sub>2</sub> functionalities. As carbon-based radicals are commonly prepared from suitable precursors *via* single-electron-transfer (SET) processes,<sup>26,33</sup> photochemistry and electrochemistry are obvious choices for new SO<sub>2</sub> binding procedures. In the past few years, various photochemical methodologies for the fixation of SO<sub>2</sub> have been reported.<sup>27,29</sup> Surprisingly, this trend has not reached organic electrosynthesis yet. In this review, we give an overview of different working techniques for using SO<sub>2</sub> and the recent advances in its application in the electrochemical and photochemical preparation of organic products.

## Working techniques for SO<sub>2</sub>

SO<sub>2</sub> is a colorless, toxic, noxious and corrosive gas (boiling point: –10 °C; melting point: –75.5 °C). Due to its low boiling point, SO<sub>2</sub> can be easily liquified. Interestingly, SO<sub>2</sub> has a low vapor pressure (3.3 bar at 20 °C) and a high enthalpy of



**Georg Manolikakes**

*Georg Manolikakes studied chemistry at the Ludwig-Maximilians University (LMU) Munich. At the LMU, he joined the group of Prof. Paul Knochel and received his PhD in 2009 in the field of organometallic chemistry. After a postdoctoral stay with Prof. Phil S. Baran at the Scripps Research Institute, he started his independent career at the Goethe-University Frankfurt in 2010. In 2017, he was appointed as an associate professor at the Technical University Kaiserslautern. His research interests cover multi-component and one-pot reactions, the synthesis of sulfonyl-containing molecules, asymmetric synthesis and medicinal chemistry.*



**Siegfried R. Waldvogel**

*Siegfried R. Waldvogel studied chemistry in Konstanz and received his PhD in 1996 from University of Bochum/Max Planck Institute for Coal Research with Prof. Dr M. T. Reetz as supervisor. After Postdoctoral research at Scripps Research Institute in La Jolla, CA (Prof. Dr J. Rebeck, Jr), he started his own research career in 1998 at the University of Münster. After his professorship in 2004 at the University of Bonn, he became a full professor for organic chemistry at Johannes Gutenberg University Mainz in 2010. His research interests are novel electro-organic transformations including bio-based feedstocks from electrosynthetic screening to scale-up. In 2018, he cofounded ESy-Labs GmbH, which provides custom electrosynthesis and contract R&D services.*



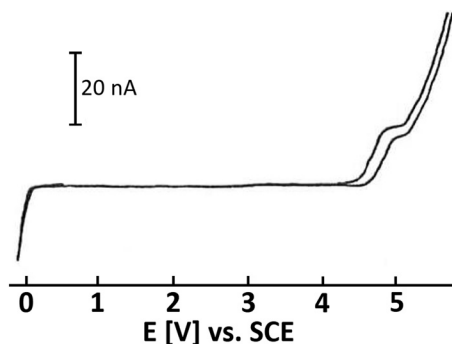


Fig. 1 Cyclic voltammogram of liquid  $\text{SO}_2$  and  $\text{CsAsF}_6$  ( $\sim 4$  mM); conditions: Pt working electrode,  $T = 203$  K; SCE = saturated calomel electrode. Figure adopted from Bard (refurbished).<sup>40</sup> Depicted upon permission from John Wiley & Sons.

vaporization ( $5960 \text{ cal mol}^{-1}$  ( $\sim 24.9 \text{ kJ mol}^{-1}$ ) at approx.  $-10$  °C).<sup>13,37,38</sup> Therefore, it is not only simple to liquify  $\text{SO}_2$ , but also to keep it in its liquid state, either by cooling or using pressure vessels. Indeed,  $\text{SO}_2$  is well-known as a dipolar aprotic solvent in organic synthesis.<sup>15,37,39</sup> Liquid  $\text{SO}_2$  readily dissolves organic and inorganic salts due to its high dipole moment of 1.61 D with a dielectric constant that varies from 15.6 at 0 °C to 17.3 at  $-30$  °C. At low temperatures, liquified  $\text{SO}_2$  can be safely transferred using precooled syringes. Additionally, this gas is easy to recover/recycle.  $\text{SO}_2$  is commercially available. The cost of high-purity  $\text{SO}_2$  gas (99.98%; water content:  $\leq 50$  ppm; costs:  $\sim 5$  € per kg) is relatively low compared to many other organic solvents at the same level of purity, such as acetonitrile (MeCN), dimethyl sulfoxide (DMSO), *N,N*-dimethylformamide (DMF) or tetrahydrofuran (THF).<sup>13,37</sup>

Beyond that,  $\text{SO}_2$  proved to be an excellent solvent in electrochemical oxidation studies as a molecule with pronounced low nucleophilicity, and it poorly solvates cations. It is reported to offer the widest known anodic regime for the electrochemical studies of highly oxidized species.<sup>40,41</sup> The potential window of  $\text{SO}_2$  with the supporting electrolyte  $\text{CsAsF}_6$  is displayed in Fig. 1,<sup>40</sup> which indicates that  $\text{SO}_2$  is hard to oxidize but facile to reduce to  $\text{SO}_2$  anion radicals. However, as a toxic, foul-smelling and corrosive gas, the use of  $\text{SO}_2$  in a typical academic laboratory setup is associated with safety issues and the necessity for specialized equipment. For this reason, various

solid, easy-to-handle  $\text{SO}_2$  surrogates have been introduced (Fig. 2). The most prominent example is the  $\text{SO}_2$  surrogate DABSO (1,4-diazabicyclo[2.2.2]octane-bis(sulfur dioxide) adduct), which has led to a significant boost in organic  $\text{SO}_2$  chemistry in the past decade.<sup>18,31,32,42</sup> However, it has certain drawbacks such as the high cost (Sigma Aldrich: 31.20 € per g)<sup>43</sup> or significantly reduced overall atom economy.<sup>44</sup> Other rather inexpensive  $\text{SO}_2$  surrogates are sodium and potassium metabisulfite. In particular,  $\text{K}_2\text{S}_2\text{O}_5$  has been applied in various transformations.<sup>30,45</sup> However, solubility issues occur in organic solvents so that the application of inorganic  $\text{SO}_2$  surrogates is rather limited and elevated temperatures are mostly required.<sup>30</sup> Just recently, a novel surrogate (SOgen) has been designed, which is based on the Diels–Alder reaction of 4-methylstyrene, and 1.2 eq. of SOgen (Fig. 2) generates only 1 eq. of  $\text{SO}_2$  *ex situ* in a two-compartment system at elevated temperatures.<sup>25</sup> Although this system has been well-proven in various transformations, its atom economy is very low. Alternatively,  $\text{SO}_2$  can be generated *ex situ* from  $\text{Na}_2\text{SO}_3$  and sulfuric acid with a subsequent introduction of gas into the reaction mixture.<sup>46</sup>

However, this technique seems rather non-practicable and reproducibility might be challenging as the  $\text{SO}_2$  concentration of the reaction mixture cannot be determined. Other  $\text{SO}_2$  surrogates are sodium dithionite ( $\text{Na}_2\text{S}_2\text{O}_4$ ) and thiourea dioxide, which have been used in various transformations in the incorporation of  $\text{SO}_2$  into organic molecules.  $\text{Na}_2\text{S}_2\text{O}_4$  in solution disproportionates into the  $\text{SO}_2$  anion radical and thiourea dioxide gives  $\text{SO}_2^{2-}$  (upon reaction with hydroxide), both of which are considered as reduced  $\text{SO}_2$  species.<sup>34,35</sup> However, sodium dithionite can be considered as an excellent electrochemical product of  $\text{SO}_2$ . Consequently, these surrogates comprise different reactivities in comparison to classical  $\text{SO}_2$  surrogates shown in Fig. 2, which release gaseous  $\text{SO}_2$ .

Stock solutions provide another opportunity for the safe handling of  $\text{SO}_2$  in an academic laboratory.  $\text{SO}_2$  readily dissolves in various organic solvents<sup>47</sup> and some stock solutions are even commercially available ( $\text{SO}_2$  in THF and  $\text{SO}_2$  in  $\text{CH}_2\text{Cl}_2$ ).<sup>48</sup> However, THF is not the solvent of choice in electrochemical reactions due to its low oxidation potential.<sup>49</sup> The most prominent example of  $\text{SO}_2$  stock solutions is arguably the Karl–Fischer reagent, a 15–20% solution of  $\text{SO}_2$  in MeOH (albeit also containing pyridine as the base).<sup>50</sup> Although DABSO has been successfully employed in various photochemical processes, it is unfortunately unsuitable for electrosynthesis due to its quite low oxidation potential for 1,4-diazabicyclo[2.2.2]octane (DABCO), which will lead to competitive oxidation pathways in anodic processes.<sup>51</sup> In photochemistry, the limited solubility of DABSO in organic solvents can cause further challenges, as the resulting suspensions drastically interfere with irradiation (scattering, absorption, *etc.*). Such stock solutions in dipolar aprotic solvents (*e.g.* MeCN) provide a superior alternative, which additionally drastically increases the atom economy of the desired reaction. The  $\text{SO}_2$  concentration can be easily determined by iodometry<sup>52</sup> and the handling proved to be simple and safe.<sup>44,53,54</sup> For instance, such stock solutions have been used in MeCN, DMSO or DMF in cathodic  $\text{SO}_2$  reduction studies or the synthesis of

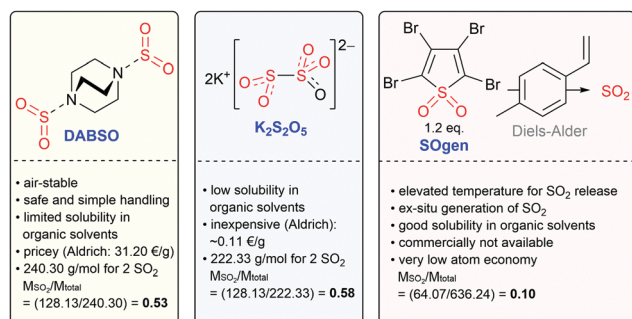


Fig. 2 Selection of  $\text{SO}_2$  surrogates in organic synthesis.<sup>25,30,31,43</sup>



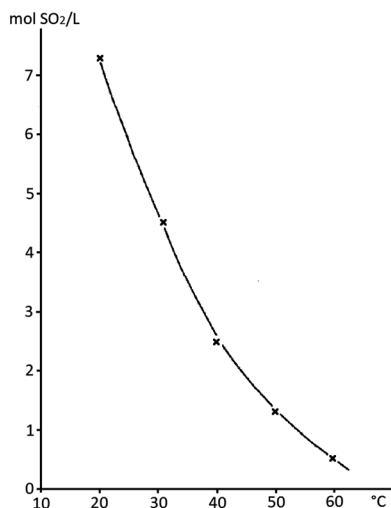


Fig. 3 Saturation points of SO<sub>2</sub> in mol SO<sub>2</sub>/L at different temperatures. System: 0.1 M NEt<sub>4</sub>Br in acetonitrile. Figure adopted from Knittel (refurbished).<sup>60</sup> Depicted upon permission from Springer Nature.

sulfones from alkyl halides.<sup>55–60</sup> It was determined that a 6 M saturation of SO<sub>2</sub> in MeCN/0.1 M NEt<sub>4</sub>Br at room temperature can be reached (Fig. 3, NEt<sub>4</sub>Br was used as the supporting electrolyte and can be added optionally).<sup>60</sup> For simple and safe handling of these stock solutions, Waldvogel *et al.* recommended maintaining the SO<sub>2</sub> concentration in acetonitrile below the saturation point (for example, 3–4 M in pure MeCN) and storing the stock solution at around +4 °C.<sup>44</sup>

Factors increasing the solubility of SO<sub>2</sub> in organic solvents are the high basicity and polarity of the medium of choice.

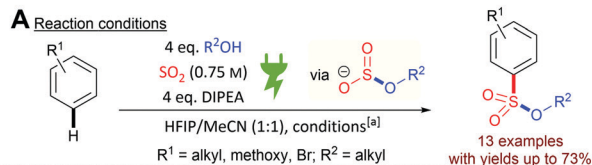
However, the cohesion effects of the solvent lower the dissolution of SO<sub>2</sub> due to energy consumption in forming a void within the liquid. The formation of donor–acceptor complexes is decisive for the absorption of SO<sub>2</sub> in organic solvents. Surprisingly, aromatic hydrocarbons comprise relatively high dissolution of SO<sub>2</sub> possibly due to the formation of complexes between the electron acceptor SO<sub>2</sub> and the π-electron system.<sup>47,61</sup>

Overall, different alternatives for the utilization of SO<sub>2</sub> in organic synthesis exist. The direct use of SO<sub>2</sub> gas itself is straightforward and 100% atom-economic. Although safe handling of SO<sub>2</sub> gas should not pose any problem for a trained chemist, issues and concerns associated with this toxic and corrosive gas can impede its use in a typical academic or medicinal chemistry laboratory. In such cases, solid, bench-stable SO<sub>2</sub> surrogates provide a safe and easy-to-handle alternative, albeit connected with a lower atom-economy. In addition, these surrogates can contain additional components, which might interfere with the desired process. Stock solutions of SO<sub>2</sub> in typical organic solvents, preferably available from commercial suppliers, can offer a good balance between atom-economy and safety. However, in the end, one has to evaluate and balance all factors and risks. The ideal reagent for a safe and efficient introduction of SO<sub>2</sub> will always depend on the envisioned transformation, the available experimental setup and also the scale of the planned process.

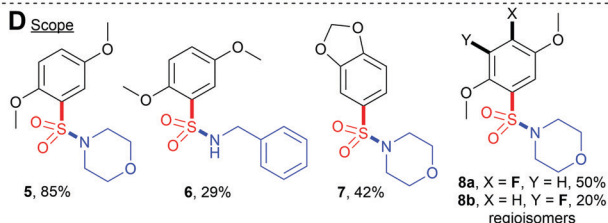
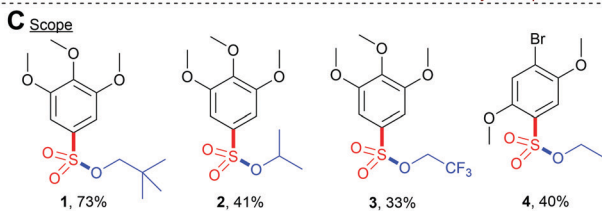
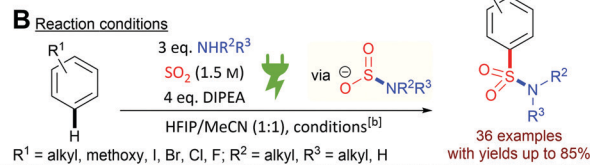
## Electrochemistry – anodic reactions with SO<sub>2</sub>

Electrochemistry with SO<sub>2</sub> can be divided into anodic and cathodic processes. Cathodic reductions feature the formation

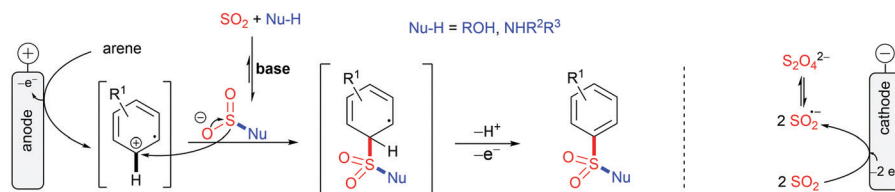
### Alkyl Arylsulfonates, Waldvogel (2020)



### Sulfonamides, Waldvogel (2021)



### E Mechanism



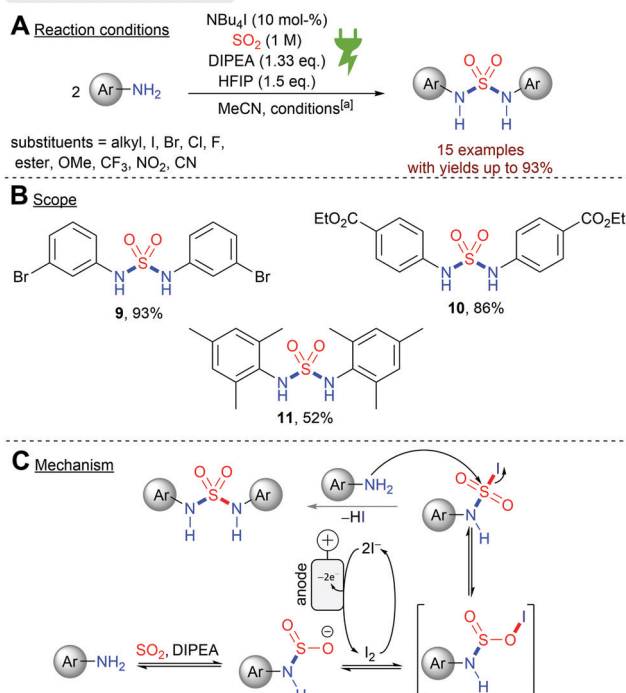
**Scheme 1** Electrochemical synthesis of alkyl arylsulfonates (left) and electrochemical synthesis of sulfonamides (right); DIPEA = *N,N*-diisopropylethylamine; HFIP = 1,1,1,3,3,3-hexafluoropropan-2-ol; BDD = boron-doped diamond; [a]: BDD electrodes, r.t., 14 h, 11.25 mA cm<sup>-2</sup> (galvanostatic), 3.5 F, divided cell (glass frit); [b]: BDD electrodes, r.t., 14 h, 12 mA cm<sup>-2</sup> (galvanostatic), 3.5 F, divided cell (glass frit).



of SO<sub>2</sub> anion radicals<sup>59,62–65</sup> and the synthetic exploitation thereof. Anodic processes imply the incorporation of SO<sub>2</sub> into electrochemically activated organic molecules as oxidation of SO<sub>2</sub> is practically impossible. However, such conversions have not been the center of attention so far. This could be due to the fact that the cathodically generated SO<sub>2</sub> anion radicals can interfere in the anodic process due to the possible reoxidation and interference of this species or the consumption of SO<sub>2</sub> in an undivided cell. Waldvogel and coworkers reported the first anodic reaction with SO<sub>2</sub> as the reactant in the electrochemical synthesis of alkyl arylsulfonates and sulfonamides (Scheme 1). Both chemical motifs are highly based on bioactive molecules and therefore have tremendous importance in medicinal chemistry. Initially, the electrolysis was conducted in undivided cells but the application of the divided cells resulted in higher overall yields. SO<sub>2</sub> was used from a stock solution in acetonitrile, which significantly increases the atom economy. Further highlights are the mild reaction conditions and the requirement of not needing any additional supporting electrolytes (Scheme 1A and B). Various electron-rich arenes were successfully converted with yields up to 73% (**1**) for the sulfonate esters and yields up to 85% (**5**) for the sulfonamides (Scheme 1C and D). Primary and secondary alcohols (**2**, 41%) as well as fluoroalcohols (**3**, 33%) are eligible for this protocol. Secondary and primary amines gave the corresponding sulfonamides, although primary amines resulted in significantly lower yields (**6**, 29%). Heterocyclic structures, such as 1,3-benzodioxole (**7**, 42%), are also suitable for this protocol. Most importantly, halogen substituents are tolerated offering complementarity to transition metal-catalyzed reactions (**4**, 40%; **8a**, 50% and **8b**, 20%). The electrochemical synthesis of sulfonamides proved to be scalable as a 13-fold scale-up reaction of **5** resulting in 85% yields, which is slightly higher than that at the smaller scale. The reaction mechanism (Scheme 1E) of both conversions is based on the reaction of a nucleophile (alcohol or amine) with SO<sub>2</sub> in the presence of an organic base rendering in the formation of monoalkyl sulfites or amidosulfonates, respectively. Both species provide excellent electrical conductivity and therefore are well suited for electrochemical synthesis. Initial anodic oxidation of the arene forms the corresponding radical cation, with a subsequent nucleophilic attack of the *in situ* formed monoalkyl sulfite or amidosulfonate. Hydrogen bonding between the O-atom of these species with HFIP is considered to promote the sulfur-directed nucleophilic attack. Finally, a second anodic oxidation step accomplishes the desired product.<sup>53,54</sup>

Just recently, the first electrochemical synthesis of sulfamides mediated by catalytic amounts of iodide<sup>44</sup> has been reported (Scheme 2) with yields up to 93% (**9**). Sulfamides are an emerging functionality in drug design and medicinal chemistry due to their versatile biological activities. Platinum electrodes in a divided cell (glass frit) were utilized with SO<sub>2</sub> in acetonitrile. Stoichiometric amounts of DIPEA and HFIP are required for the success of this reaction (Scheme 2A). HFIP is considered to weaken the interaction between DIPEA and SO<sub>2</sub> as these form charge transfer complexes. The reaction comprises broad functional group tolerance to numerous anilines with excellent yields. For example, the local anesthetic agent benzocaine

## Sulfamides, Waldvogel (2021)

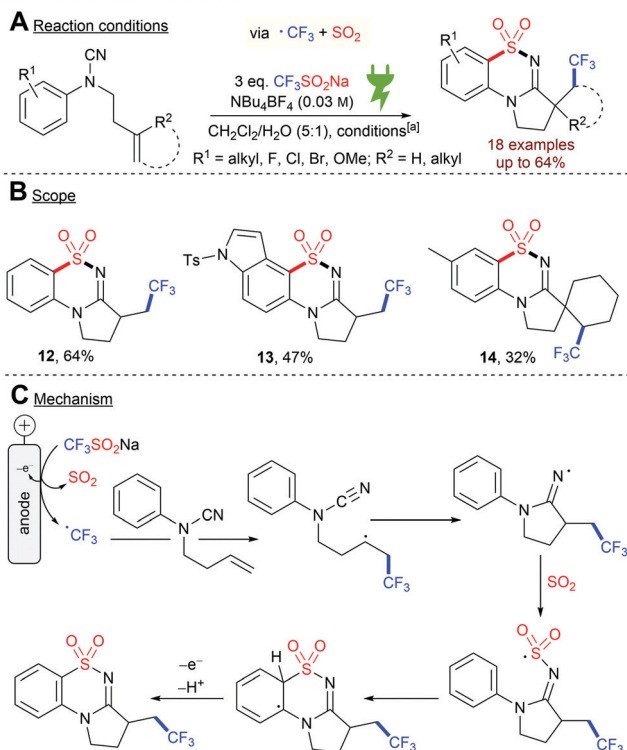


Scheme 2 Electrochemical synthesis of symmetric sulfamides; [a]: Pt electrodes, r.t., 14 h, 7.5 mA cm<sup>-2</sup> (galvanostatic), 2.5 F, divided cell (glass frit).

resulted in **10** in 86% yield (Scheme 2B), but the sterically hindered mesidine gave **11** in moderate yield (52%). The mechanistic course (Scheme 2C) is postulated to proceed *via* the formation of amidosulfonates from the aniline, SO<sub>2</sub> and the sterically hindered base DIPEA in an equilibrium reaction. The electrochemically generated iodine is ionized by DIPEA. The subsequent reaction of the amidosulfonate with the *in situ* generated iodonium ion forms the sulfamoyl iodide, which is most likely stabilized by HFIP by hydrogen bonding. A second nucleophilic attack finally results in the formation of sulfamide. As a cathodic reaction, SO<sub>2</sub> reduction to the SO<sub>2</sub> anion radical was identified by cyclic voltammetry studies even though platinum electrodes were applied, which actually exhibit a low overvoltage for H<sup>+</sup> discharging to hydrogen gas.<sup>66</sup>

Liao and coworkers reported the electrochemical cyclization reaction of *N*-aryl cyanamides with the terminal alkene to *N*-sulfonylimines (Scheme 3A) *via* trifluoromethylation and SO<sub>2</sub> insertion by using Langlois' reagent (CF<sub>3</sub>SO<sub>2</sub>Na) as the CF<sub>3</sub> and SO<sub>2</sub> sources. A series of rather electron-rich *N*-arylcyanamides were successfully converted to the corresponding products with moderate yields, although electron-withdrawing substituents (CF<sub>3</sub>, CO<sub>2</sub>Et) on the arene moiety resulted in no product formation. The highest yields were achieved with the model substrate giving **12** (64%, Scheme 3B). Halogen substituents are tolerated and remarkably, indole derivative **13** was isolated in 47% yield. Finally, several spirocyclic structures were obtained as sole diastereomers (**14**, 32%) from *N*-aryl cyanamides containing cyclopentene or cyclohexene moieties. The proposed reaction



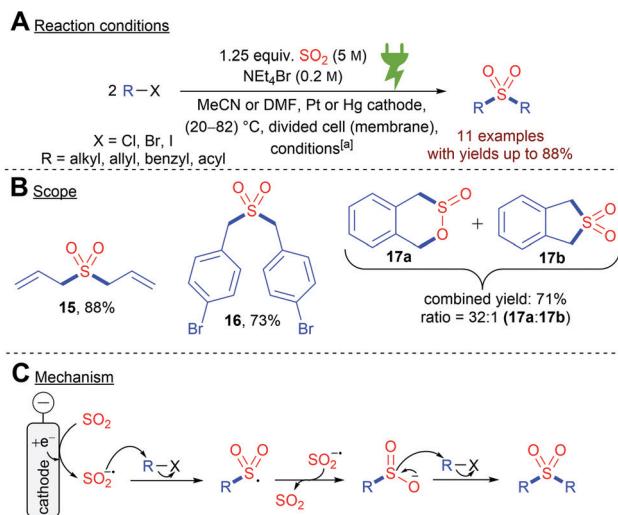
**N-Sulfonylimines, Liao (2020)**

**Scheme 3** Electrochemical synthesis of cyclic *N*-sulfonylimines; [a]:  $\text{C}_{\text{gr}}||\text{Pt}$  (anode||cathode), 30 °C, 6 h, 2.2–3.7  $\text{mA cm}^{-2}$  (galvanostatic), 2.2–3.7 F, 14 h, undivided cell.

mechanism (Scheme 3C) suggested the initial anodic oxidation of  $\text{CF}_3\text{SO}_2\text{Na}$  under the cleavage of  $\text{SO}_2$  to form the  $\text{CF}_3$  radical, which undergoes radical addition to the terminal alkene. A subsequent intramolecular cyclization renders the iminyl radical, followed by  $\text{SO}_2$  capture and a second cyclization step on the aromatic ring. A second anodic oxidation step results in the corresponding *N*-sulfonylimine.<sup>67,68</sup> The authors have not investigated this reaction in a divided cell set-up. Eventually, higher yields could have been achieved as this system suggests  $\text{SO}_2$  reduction as a cathodic side reaction, which could be one reason for the moderate yields.

## Electrochemistry – cathodic reductions of $\text{SO}_2$

The reduction of  $\text{SO}_2$  in dipolar aprotic solvents (MeCN, DMF, DMSO) to the  $\text{SO}_2$  radical anion is considered as quite stable, and is well described in the literature.<sup>59,62–64</sup> The synthetic exploitation of this electrochemically generated species has been first described by Knittel and coworkers in 1973 in their protocol for the synthesis of symmetric sulfones in the presence of organic halides (Scheme 4). Cyclic voltammetry experiments suggested that the  $\text{SO}_2$  reduction occurs at  $-0.7$  V vs.  $\text{Ag}/\text{AgCl}$  (in MeCN). A galvanostatic and potentiostatic protocol has been established (Scheme 4A), whereas in the latter cathode, fouling was observed. This problem was avoided under galvanostatic

**Sulfones, Knittel (1973)**

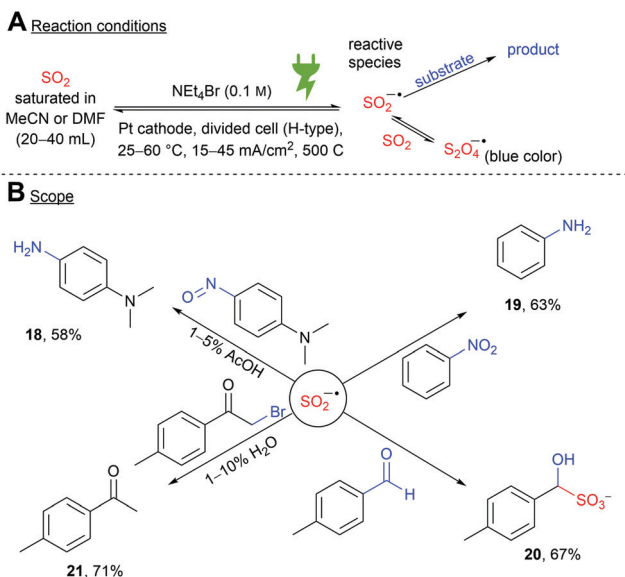
**Scheme 4** Electrochemical synthesis of symmetric sulfones; [a]: potentiostatic conditions:  $-0.7$  V vs.  $\text{Ag}/\text{AgCl}$ , 1  $\text{F mol}^{-1}$  or galvanostatic conditions: 300  $\text{mA cm}^{-2}$  and 500  $\text{mA cm}^{-2}$ , 2000–10 000 C.

conditions in combination with the replenishing of the reactants periodically. Several alkyl, allyl, benzyl, and acyl halides were successfully transformed to their corresponding sulfone in good yields (Scheme 4B). Diallylsulfone (**15**) even gave 88% yield. Bromo substituents on aromatic moieties were tolerated in **16** (73%) and remarkably an intramolecular reaction resulted in sultine **17a** with sulfone **17b** as the side product (71% combined yield). It is noteworthy that previous studies with sodium dithionite ( $\text{Na}_2\text{S}_2\text{O}_4$ ) and alkyl halides resulted in significantly lower yields (10–15%), which demonstrates that the electrochemical synthesis in this example is superior. Cyclic voltammetry experiments and  $\text{SO}_2$  anion radical titration experiments (with the alkyl halide) suggest the nucleophilic attack of the  $\text{SO}_2$  anion radical to the alkyl halide as the rate-determining step resulting in the  $\text{R}-\text{SO}_2$  radical according to the mechanism depicted in Scheme 4C. An electron transfer from another equivalent of the  $\text{SO}_2$  anion radical renders the sulfinate anion, which undergoes another S-directed nucleophilic substitution reaction with  $\text{R}-\text{X}$  yielding the symmetric sulfone.<sup>55,57</sup>

This protocol has been refined in 1980 to a paired electrolysis process with  $\text{SO}_2$ , propyl alcohol and  $\text{NET}_4\text{Br}$  by the generation of propyl bromide in the anodic compartment *via* the formation of  $\text{HBr}$  from the electrochemically generated  $\text{Br}_2$  with  $\text{SO}_2$  and  $\text{H}_2\text{O}$ .<sup>58</sup> In 1982, this methodology was further developed by the synthesis of various sulfur-containing heterocycles, such as oxathiolane-, oxathiane-, thiane- and thiepane-oxides upon the reaction of the  $\text{SO}_2$  anion radical with 1,ω-dihalides.<sup>56</sup>

Knittel further investigated the chemical behaviour of the electrochemically generated  $\text{SO}_2$  anion radicals in MeCN or DMF towards reducible substrates (Scheme 5). It is postulated that the  $\text{SO}_2$  anion radical is in equilibrium with the  $\text{S}_2\text{O}_4$  anion radical, whereas the former is the reactive species. Several molecules bearing different reducible functional groups were



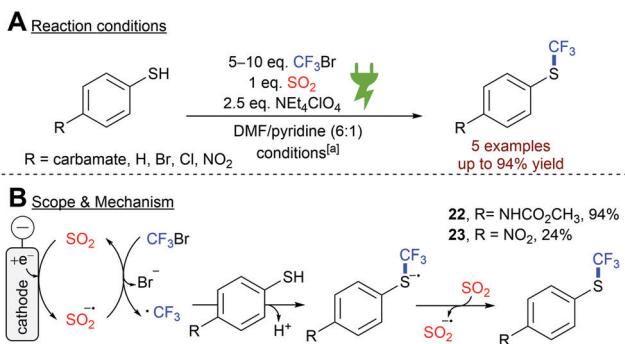
Reduction reactions with SO<sub>2</sub> anion radical, Knittel (1986)

Scheme 5 Reactivity of the electrochemically generated SO<sub>2</sub> anion radical towards reducible substrates.

investigated (Scheme 5B), such as nitrosobenzenes, which resulted in the reduction to the corresponding aniline (**18**, 58%) in the presence of acetic acid. The author claims that the SO<sub>2</sub> anion radical is moderately suitable for the reduction of nitrobenzene, as the hydroxylaminosulfonate intermediate gets formed. Elevated temperatures are required, which is in conflict with the solubility of SO<sub>2</sub> in MeCN (Fig. 3). However, aniline (**19**) was obtained in 63% at 30 °C. The reduction of aldehydes to alcohols is unsuitable due to the formation of hydroxylsulfonates (**20**, 67%). Dehalogenation of α-bromoketones occurred readily (**21**, 71%) in the presence of H<sub>2</sub>O.<sup>60</sup>

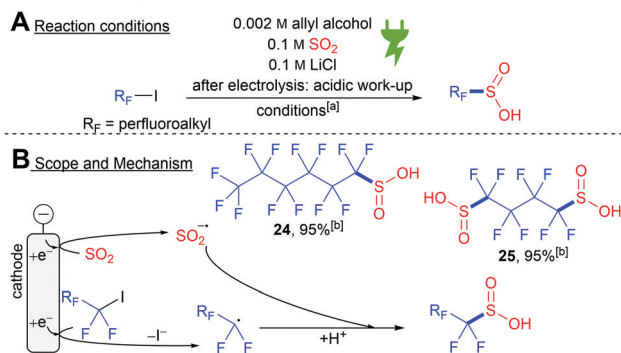
In 1995, Koshechko and coworkers reported the electrochemical synthesis of trifluoroalkyl sulfides from CF<sub>3</sub>Br and several 4-substituted thiophenols in an electrocatalytic fashion (Scheme 6).<sup>69</sup> The electrochemical reduction of SO<sub>2</sub> to the SO<sub>2</sub> anion radical lowers the activation barrier for CF<sub>3</sub>Br reduction

## Trifluoroalkyl sulfides, Koshechko (1995)



Scheme 6 Electrochemical synthesis of trifluoroalkyl sulfides catalyzed by the SO<sub>2</sub> anion radical; [a]: r.t., Pt||Pt, divided cell (glass frit), -0.9 to -1.0 V (potentiostatic) vs. Ag/AgNO<sub>3</sub>, 0.125–1 F.

## Perfluoroalkylsulfonic acids, Commeyras (1988)



Scheme 7 Electrochemical synthesis of perfluoroalkylsulfonic acids; [a]: DMF/H<sub>2</sub>O (9:1), 20 °C, carbon fiber electrodes, divided cell (glass frit), 1–12 mA cm<sup>-2</sup> (galvanostatic), ~1.05 F; [b]: yield determined by NMR integration (<sup>19</sup>F NMR).

to form the trifluoromethyl radical under bromide abstraction, which has been described earlier.<sup>70</sup> Radical addition to the thiolate anion, followed by an electron transfer to SO<sub>2</sub>, gives the desired product and regenerates the SO<sub>2</sub> anion radical. The carbamate substituent resulted in the highest yields (**22**, 94%), whereas strongly electron-withdrawing substituents, such as the nitro-group, diminished the yield significantly (**23**, 24%).<sup>68,69,71</sup>

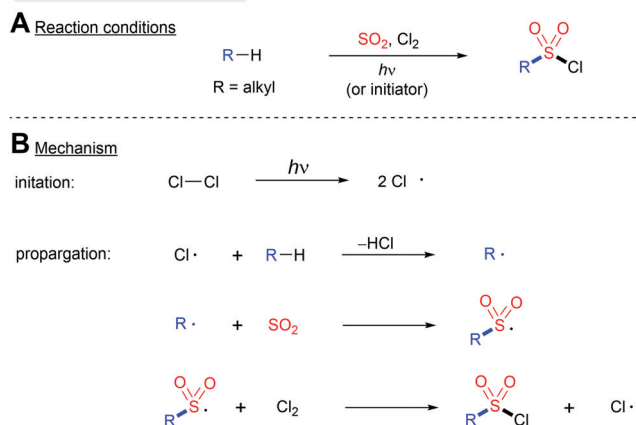
The electrochemical synthesis of perfluoroalkylsulfonic acids from perfluoroiodoalkanes and SO<sub>2</sub> was reported in 1988 by Commeyras and coworkers (Scheme 7A). Cyclic voltammetry studies suggested the simultaneous cathodic reduction of the model substrate C<sub>6</sub>F<sub>13</sub>I (-1.38 V vs. SCE) to the corresponding perfluoroalkyl radical and the reduction of SO<sub>2</sub> (-1.4 V vs. SCE) to the SO<sub>2</sub> anion radical with a subsequent radical recombination (Scheme 7B). Subsequent acidic work-up gives the perfluoroalkylsulfonic acids **24** (from C<sub>6</sub>F<sub>13</sub>I) and **25** (from I(CF<sub>2</sub>)<sub>4</sub>I) with 95% calculated NMR yield, respectively. Lower water content resulted in the formation of carbonic acids upon the reaction with DMF when I(CF<sub>2</sub>)<sub>4</sub>I was used.<sup>72</sup> The initial reduction of perfluoroiodoalkanes prior to SO<sub>2</sub> seems unlikely when considering the studies of Knittel (reduction potential for SO<sub>2</sub> at -0.7 V vs. Ag/AgCl).<sup>55</sup> A SO<sub>2</sub> mediated process could be more likely.

## Photochemistry – early examples

The photochemical fixation of SO<sub>2</sub> into organic molecules dates back to the development of the Reed sulfochlorination of simple alkanes in the 1930s (Scheme 8).<sup>73</sup> This reaction proceeds *via* a radical chain mechanism initiated by a UV-light induced homolysis of chlorine. Similar to the classical free-radical halogenation, the chlorine atom abstracts hydrogen from the alkane. The formed alkyl radical is intercepted by SO<sub>2</sub> leading to the corresponding sulfonyl radical. The reaction of the sulfonyl radical with Cl<sub>2</sub> delivers the sulfonyl chloride product and a new chlorine atom, which can take part in another chain propagation step. As with other free-radical halogenation reactions, the Reed sulfochlorination only tolerates a small



## Reed sulfochlorination (1936)



Scheme 8 Reed sulfochlorination.

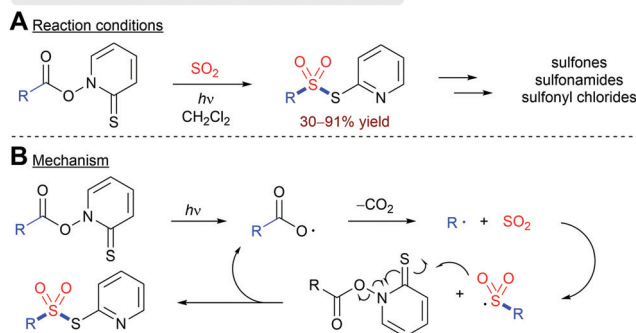
number of functional groups. In most cases, a mixture of regioisomers is formed. Nevertheless, the Reed process has been employed on a large scale for the production of sulfonic acid-based detergents and chlorosulfonated polyethylene.<sup>74</sup>

Another noteworthy example is the decarboxylative sulfonylation of so-called Barton esters reported by Zard and Barton (Scheme 9).<sup>75</sup> Photolysis of the labile N–O bond of the thiohydroxamic ester using UV irradiation affords an acyloxy radical. Extrusion of CO<sub>2</sub> furnishes an alkyl radical, which is again intercepted by SO<sub>2</sub>. The formed sulfonyl radical reacts with another molecule of the Barton ester, leading to the formation of the thiosulfonate product and the propagation of the radical chain. The obtained products can be readily transformed into sulfones, sulfonamides or sulfonyl chlorides. The reaction proceeds through the generation of an aryl radical, trapping of this radical with SO<sub>2</sub> and a final back electron transfer.

## Photochemistry using UV irradiation

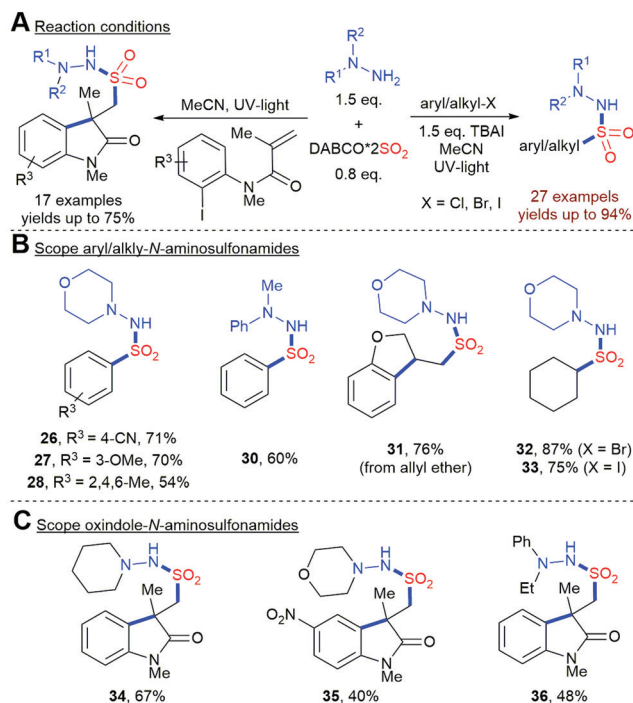
Although the photochemical fixation of SO<sub>2</sub> has been known for almost 100 years, its application in organic synthesis has been sparsely studied.<sup>76</sup> Only in the last ten years, the photochemical

## Decarboxylative sulfonylation, Zard and Barton (1988)



Scheme 9 Photochemical decarboxylative sulfonylation by Barton.

## N-Aminosulfonamides, Wu (2016)

Scheme 10 UV-light mediated insertion of SO<sub>2</sub> into organic halides, TBAI = tetrabutylammonium iodide.

insertion of SO<sub>2</sub> into organic molecules has gained more attention. In 2016, Wu and coworkers reported a UV-light mediated synthesis of *N*-aminosulfonamides from aryl or alkyl halides, DABSO and hydrazines (Scheme 10).<sup>77</sup> Mechanistic investigations indicate the formation of a sulfonyl radical as the key intermediate. Later on, the same group extended this methodology to the construction of oxindole scaffolds.<sup>78</sup>

The same group also described a couple of other reactions for the synthesis of sulfones exploiting a UV-light mediated insertion of SO<sub>2</sub>.<sup>79</sup> However, the use of high-energy UV-light in organic synthesis is associated with several disadvantages. It can lead to undesirable side reactions or decomposition of the product. UV-light only constitutes a minor part of natural sunlight, necessitating the use of specialized equipment for such transformations.

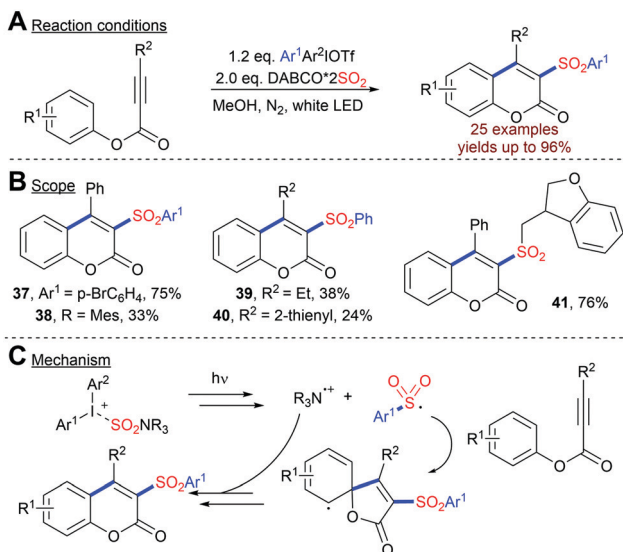
## Photochemistry using visible light

The Manolikakes group described the synthesis of sulfonylated coumarins from arylpropinoates, DABSO and diaryliodonium salts (Scheme 11).<sup>80</sup> Interestingly, this transformation is solely driven by visible light and proceeds in the absence of any external photosensitizer. Presumably, the excitation of a charge transfer complex between the iodonium salt and DABSO initiates this radical transformation and the generation of a sulfonyl radical.

This combination of diaryliodonium salt and DABSO has been utilized for a visible-light mediated synthesis of sulfonylated oxindoles and azaspiro[4,5]trienone using either *N*-arylacrylamide

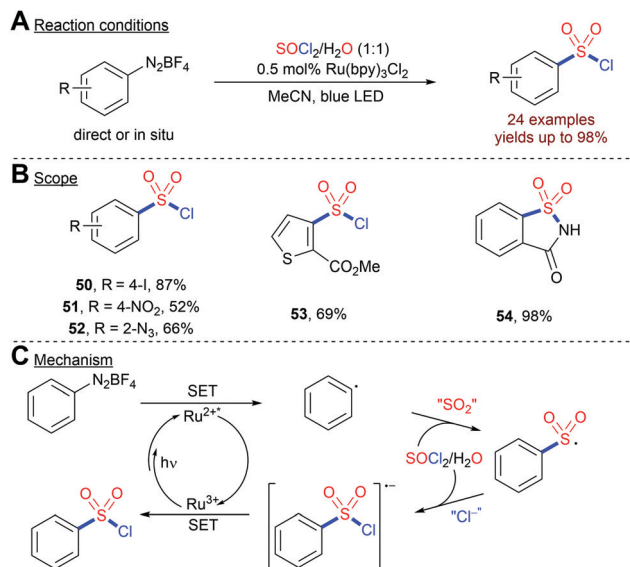


## Sulfonylated coumarins, Manolikakes (2018)



Scheme 11 Photoinitiated synthesis of sulfonylated coumarins.

## Photoredox chlorosulfonylation, Jacobi von Wangelin (2017)



Scheme 13 Photoredox-catalyzed synthesis of sulfonyl chlorides.

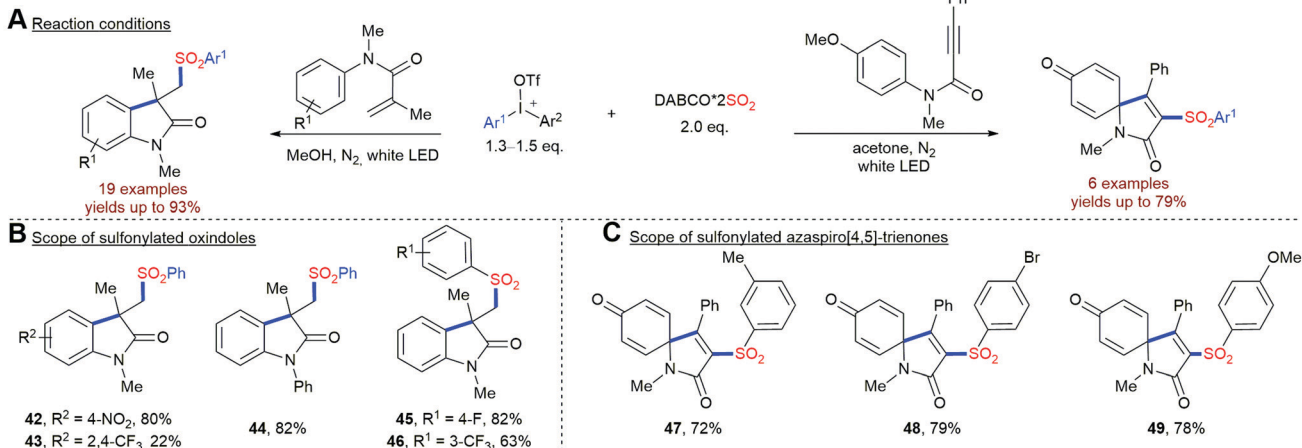
or *N*-arylpropiolamides as the third reaction partner (Scheme 12).<sup>81</sup> So far, the direct utilization of visible light for the fixation of  $\text{SO}_2$  in the absence of any external photosensitizer is limited to the reactions employing diaryliodonium salts as radical precursors. Other substrate classes have not been utilized successfully by now.

## Photoredox-catalysis using visible light

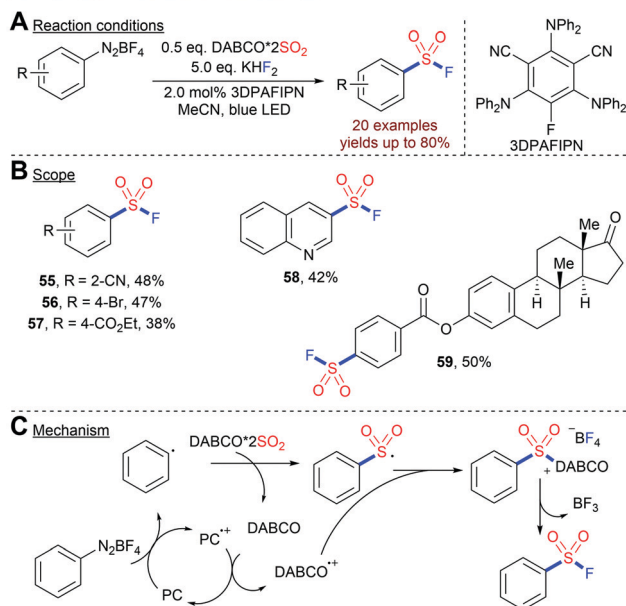
The recent advent of photoredox-catalysis has opened intriguing possibilities to directly use (low-energy) visible-light for the activation of a plethora of different substrates.<sup>82</sup> Inevitably, other methods for the construction of C–S bonds mediated by visible-light have also attracted considerable

attention.<sup>83</sup> The first examples employed sulfinates or sulfonyl chlorides as precursors for the generation of sulfonyl radicals.<sup>84</sup> Later on, the *in situ* generation of these reactive intermediates from an organic building block and  $\text{SO}_2$  mediated by photoredox-catalysis emerged as a highly attractive opportunity for the fixation of  $\text{SO}_2$  in any type of sulfonyl functionality.<sup>27,28,30</sup> Herein, we will highlight some selected pioneering examples as well as the most recent advances, from the last few years, in the photoredox-catalyzed synthesis of sulfonyl halides, sulfones and sulfonamides from  $\text{SO}_2$  or a suitable surrogate.

Jacobi von Wangelin and coworkers described a  $\text{Ru}(\text{bpy})_3\text{Cl}_2$ -catalyzed chlorosulfonylation of arenediazonium salts mediated by visible light (Scheme 13).<sup>85</sup> Interestingly, both  $\text{SO}_2$  and the required HCl are generated by the hydrolysis of thionyl chloride ( $\text{SOCl}_2$ ) in the reaction.

Synthesis of sulfonated *N*-heterocycles, Manolikakes (2018), Volla (2019)Scheme 12 Synthesis of sulfonylated oxindole and azaspiro[4,5]-trienone using either *N*-arylacrylamide or *N*-arylpropiolamides.

## Photoredox fluorosulfonylation, Tlili (2021)

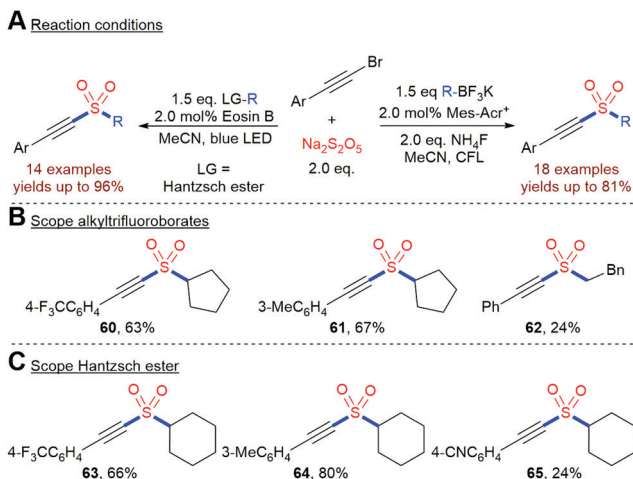


Scheme 14 Photoredox-catalyzed synthesis of sulfonyl fluorides.

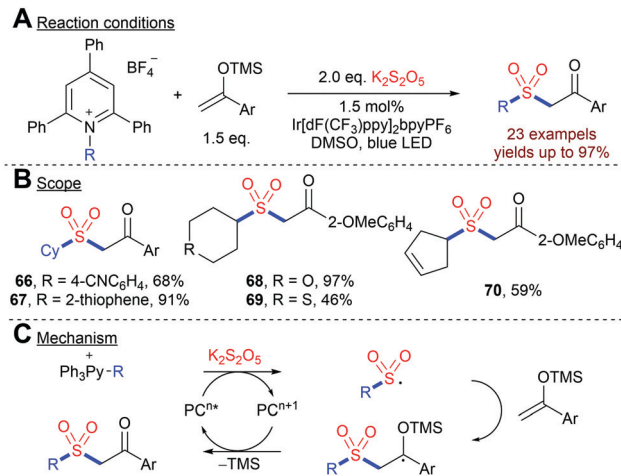
Just recently, Tlili's group reported a light mediated synthesis of arylsulfonyl fluorides from arenediazonium salts and DABCO-catalyzed by an organic photoredox-catalyst (Scheme 14).<sup>86</sup> Interestingly, DABCO plays a twofold role in this reaction. On the one hand, it serves as the SO<sub>2</sub>-source to trap the formed aryl radical. On the other hand, the thereby-released DABCO regenerates the active photocatalyst in its ground state and takes part in the generation of a highly electrophilic sulfonium salt. Although better yields are obtained with the addition of KHF<sub>2</sub>, the BF<sub>4</sub><sup>-</sup> counterion can serve as a fluoride source itself.

In 2020, Wu and coworkers disclosed two closely related methods for the construction of alkynyl sulfones from alkynyl bromides, Na<sub>2</sub>S<sub>2</sub>O<sub>5</sub> and alkyltrifluoroborates or 4-alkyl

## Alkynyl sulfones, Wu (2020)

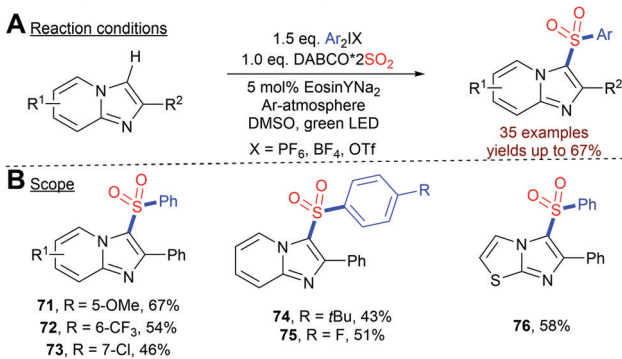
Scheme 15 Photoredox-catalyzed insertion of SO<sub>2</sub> into alkynyl sulfones; CFL = compact fluorescent lamp.

## β-Ketosulfones, Wu (2019)



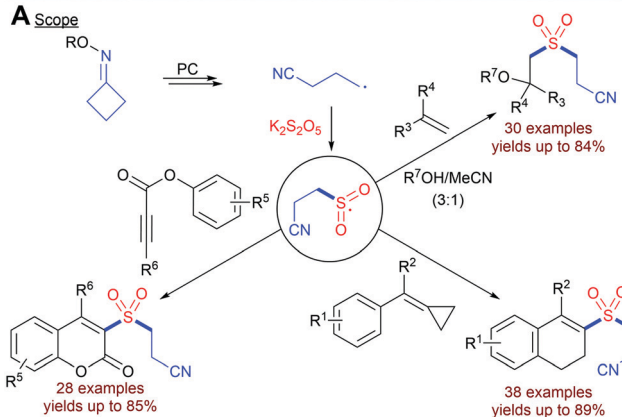
Scheme 16 β-Ketosulfones from silylenoethers and alkylpyridinium salts.

## C-H sulfonylation of imidazoheterocycles, Pigué (2020)

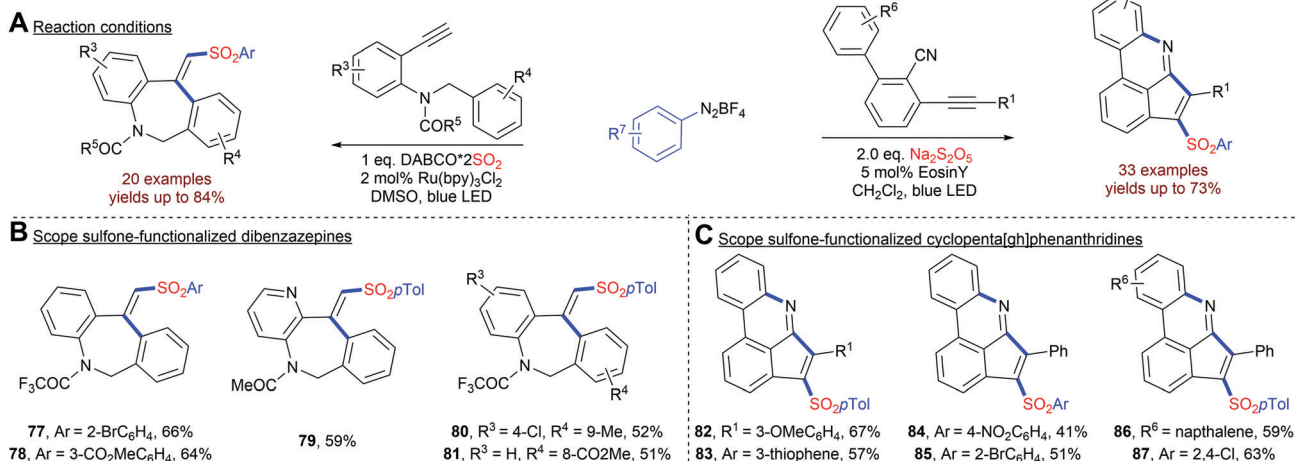


Scheme 17 Direct sulfonylation of imidazoheterocycles.

Hantzsch esters, respectively (Scheme 15).<sup>87</sup> A sulfonyl radical is postulated as the key intermediate in both processes.

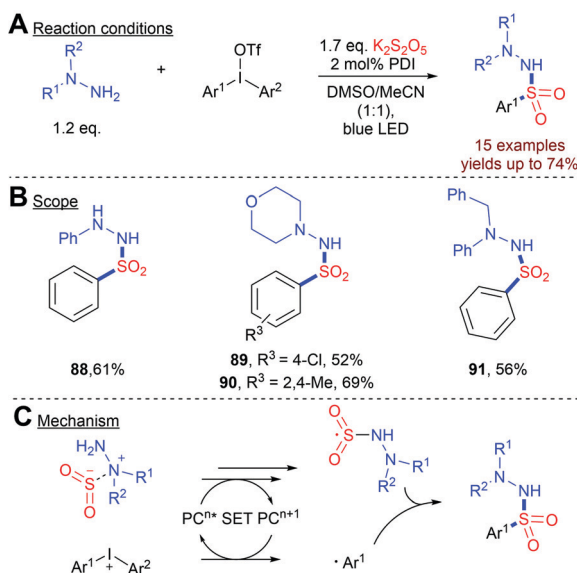
Fixation of SO<sub>2</sub> employing cyclobutanone oxime, Tang (2020), Wu (2019), Liu (2021)Scheme 18 Photoredox-catalyzed fixation of SO<sub>2</sub> employing cyclobutanone oxime.

## Radical cascades involving sulfonyl radicals, Wu (2021), Zhang (2020)



Scheme 19 Photoredox-catalyzed cascades towards sulfonylated heterocycles.

## N-Aminosulfonamides, Manolikakes (2017)

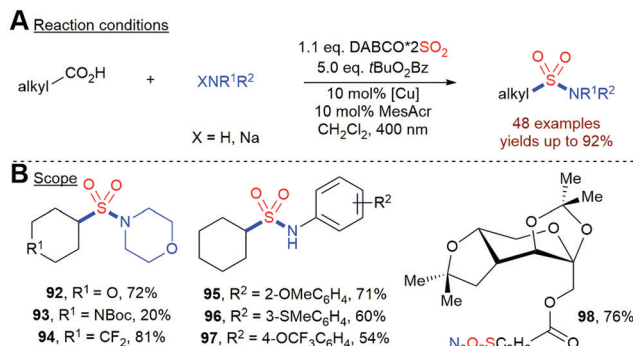


Scheme 20 Photoredox-catalyzed synthesis of N-aminosulfonamides.

The same group described a photoredox-catalyzed synthesis of  $\beta$ -ketosulfones from silylenoethers, K<sub>2</sub>S<sub>2</sub>O<sub>5</sub> and alkylpyridinium salts as radical precursors (Scheme 16).<sup>88</sup> Sulfonyl radicals are generated by the SET reduction of pyridinium salts, followed by the homolytic fragmentation and addition of the generated alkyl radical to SO<sub>2</sub>. Later on, Wu and coworkers described an analogous method with difluorinated silyl enol ethers.<sup>89</sup>

Piguel *et al.* reported the C–H sulfonylation of imidazoheterocycles with DABSO and diaryliodonium salts catalyzed by the organic dye Eosin Y (Scheme 17).<sup>90</sup> This transformation provides an attractive opportunity for a direct installation of a sulfonyl moiety onto a non-functionalized heterocyclic scaffold.

## Decarboxylative amidosulfonylation, Larionov (2021)



Scheme 21 Decarboxylative aminosulfonylation of free carboxylic acids using a dual catalyst system.

Several groups described a ring-opening approach for the visible-light mediated fixation of SO<sub>2</sub>.<sup>91</sup> The SET reduction of cyclobutanone oxime with an excited photocatalyst leads to a ring-opening and a cyanoalkyl radical. After the addition to SO<sub>2</sub>, the formed sulfonyl radical can be intercepted by various trapping agents such as alkenes, methylenecyclopropanes or alkynoates (Scheme 18).

In general, radical cascades involving sulfonyl radicals enable the facile synthesis of (hetero)cyclic scaffolds bearing a sulfonyl functionality. In Scheme 19, two transformations for a photoredox-catalyzed construction of sulfone-functionalized dibenzazepines and cyclopenta[gh]phenanthridines are depicted.<sup>92</sup> In both cases, sulfonyl radicals are generated from aryl diazonium salts and a solid SO<sub>2</sub> surrogate. The Manolikakes group described a photoredox-catalyzed synthesis of N-aminosulfonamides from diaryliodonium salts, in-situ generated SO<sub>2</sub> and hydrazines (Scheme 20).<sup>93</sup> Mechanistic investigations indicate that contrary to previous reactions, aryl sulfonyl radicals are not formed. Instead, the SET oxidation of a hydrazine–SO<sub>2</sub> adduct affords an S-centered radical as the key intermediate. Unfortunately, this method is limited to



hydrazines and the synthesis of aminosulfonamides. Reactions with simple amines failed.

In 2021, Larinov and coworkers reported a decarboxylative aminosulfonylation of free carboxylic acids using DABSO, a hydroxylamine derivative and a dual catalyst system consisting of an acridine photocatalyst and CuOTf (Scheme 21).<sup>94</sup> By using anilines or NaN<sub>3</sub> together with *t*BuO<sub>2</sub>Bz as terminal oxidant, sulfonamides and sulfonyl azides can be accessed directly. This method is also amenable to the late-stage functionalization of natural products.

## Conclusion and outlook

The photochemical incorporation of SO<sub>2</sub> into value-added compounds has been used for almost 100 years. Although all the first methods, such as the Reed chlorosulfonylation, relied on the use of UV-light, the recent achievements in the field of photoredox-catalysis have led to significant advances towards the fixation of SO<sub>2</sub> with visible-light mediated in the last few years. This field has become an active area of research and new methods have been developed at an astonishing rate. However, further progress towards the utilization of more common building blocks, in particular from renewable resources, is still needed. In particular, the lack of efficient methods for the synthesis of highly relevant sulfonamide motifs has to be addressed. On the other hand, the electrochemical incorporation of SO<sub>2</sub> is a very new and modern research topic, although Knittel and coworkers did some pioneering work in 1973 featuring the electrochemical synthesis of symmetrical sulfones. Anodic processes involving SO<sub>2</sub> are scarce. This could be due to the fact that it is hard to find a suitable system as the cathodically formed SO<sub>2</sub> anion radical might interfere in anodic oxidations/reactions. Currently, divided cells are an elegant solution to circumvent this problem. Cathodic reductions of SO<sub>2</sub> in a mediated fashion are rather established in electroorganic synthesis although not much work has been reported in this field in the past. We expect a significant increase of electrochemical methodologies involving SO<sub>2</sub> incorporation in the near future. Other future research topics could be paired electrolysis systems involving SO<sub>2</sub> reduction coupled with anodic oxidation processes in the synthesis of value-added products.

## Conflicts of interest

The authors declare no conflict of interests.

## Acknowledgements

Support from the Forschungsinitiative des Landes Rheinland-Pfalz in frame of SusInnoScience and NanoCat is highly appreciated.

## Notes and references

- 1 S. R. Waldvogel and B. Janza, *Angew. Chem., Int. Ed.*, 2014, **53**, 7122–7123.
- 2 D. M. Schultz and T. P. Yoon, *Science*, 2014, **343**, 1239176.

- 3 S. R. Waldvogel, S. Lips, M. Selt, B. Riehl and C. J. Kampf, *Chem. Rev.*, 2018, **118**, 6706–6765.
- 4 (a) J. Seidler, J. Strugatchi, T. Gärtner and S. R. Waldvogel, *MRS Energy Sustain.*, 2020, **7**, E42; (b) J. L. Röckl, D. Pollok, R. Franke and S. R. Waldvogel, *Acc. Chem. Res.*, 2020, **53**, 45–61.
- 5 (a) C. Zhu, N. W. J. Ang, T. H. Meyer, Y. Qiu and L. Ackermann, *ACS Cent. Sci.*, 2021, **7**, 415–431; (b) M. Yan, Y. Kawamata and P. S. Baran, *Chem. Rev.*, 2017, **117**, 13230–13319; (c) S. Arndt, D. Weis, K. Donsbach and S. R. Waldvogel, *Angew. Chem., Int. Ed.*, 2020, **59**, 8036–8041; (d) X. Dong, J. L. Röckl, S. R. Waldvogel and B. Morandi, *Science*, 2021, **371**, 507; (e) S. Lips, A. Wiebe, B. Elsler, D. Schollmeyer, K. M. Dyballa, R. Franke and S. R. Waldvogel, *Angew. Chem., Int. Ed.*, 2016, **55**, 10872–10876; (f) A. Wiebe, S. Lips, D. Schollmeyer, R. Franke and S. R. Waldvogel, *Angew. Chem., Int. Ed.*, 2017, **56**, 14727–14731; (g) A. Wiebe, B. Riehl, S. Lips, R. Franke and S. R. Waldvogel, *Sci. Adv.*, 2017, **3**, eaao3920.
- 6 (a) D. Pollok and S. R. Waldvogel, *Chem. Sci.*, 2020, **11**, 12386–12400; (b) A. Shatskiy, H. Lundberg and M. D. Kärkäs, *ChemElectroChem*, 2019, **6**, 4067–4092.
- 7 (a) A. Wiebe, T. Gieshoff, S. Möhle, E. Rodrigo, M. Zirbes and S. R. Waldvogel, *Angew. Chem., Int. Ed.*, 2018, **57**, 5594–5619; (b) S. Möhle, M. Zirbes, E. Rodrigo, T. Gieshoff, A. Wiebe and S. R. Waldvogel, *Angew. Chem., Int. Ed.*, 2018, **57**, 6018–6041.
- 8 (a) L. Marzo, S. K. Pagire, O. Reiser and B. König, *Angew. Chem., Int. Ed.*, 2018, **57**, 10034–10072; (b) Y. Yuan and A. Lei, *Nat. Commun.*, 2020, **11**, 802.
- 9 G. E. M. Criszena and P. Melchiorre, *Nat. Commun.*, 2020, **11**, 803.
- 10 (a) Q.-Q. Zhou, Y.-Q. Zou, L.-Q. Lu and W.-J. Xiao, *Angew. Chem., Int. Ed.*, 2019, **58**, 1586–1604; (b) B. A. Frontana-Uribe, R. D. Little, J. G. Ibanez, A. Palma and R. Vasquez-Medrano, *Green Chem.*, 2010, **12**, 2099–2119.
- 11 P. Anastas and N. Eghbali, *Chem. Soc. Rev.*, 2010, **39**, 301–312.
- 12 H. Müller, Sulfur Dioxide, *Ullmann's Encyclopedia of Industrial Chemistry*, Wiley-VCH, Weinheim, Germany, 35th edn, 2000.
- 13 E. Poujol, in *Gases in Agro-Food Processes*, ed. R. Cachon, P. Girardon and A. Voilley, Elsevier, Academic Press, 2019, pp. 75–85.
- 14 (a) *Advances in Food Research* 6, ed. E. M. Mrak and G. F. Stewart, Elsevier, Academic Press, 1955; (b) B. J. Freedman, *Br. J. Dis. Chest*, 1980, **74**, 128–134; (c) A. C. Roberts and D. J. McWeeny, *Int. J. Food Sci. Technol.*, 1972, **7**, 221–238.
- 15 P. Vogel, M. Turks, L. Bouchez, D. Marković, A. Varela-Álvarez and J. Á. Sordo, *Acc. Chem. Res.*, 2007, **40**, 931–942.
- 16 M. Alhanif, G. Sanyoto and W. Widayat, *Front. Heat Mass Transfer*, 2020, **15**, 6.
- 17 Q. Zhong, H. Shen, X. Yun, Y. Chen, Y. Ren, H. Xu, G. Shen, W. Du, J. Meng, W. Li, J. Ma and S. Tao, *Environ. Sci. Technol.*, 2020, **54**, 6508–6517.
- 18 A. S. Deeming, E. J. Emmett, C. S. Richards-Taylor and M. C. Willis, *Synthesis*, 2014, 2701–2710.
- 19 P. Grennfelt, A. Englerd, M. Forsius, Ø. Hov, H. Rodhe and E. Cowling, *Ambio*, 2020, **49**, 849–864.
- 20 K. Craig, *Rev. Environ. Contam. Toxicol.*, 2019, **246**, 33–64.
- 21 A. Jawad and A. Al-Dallal, *Al-Khawarizmi Eng. J.*, 2013, **9**, 58–69.
- 22 S. Trasatti, *Int. J. Hydrogen Energy*, 1995, **20**, 835–844.
- 23 (a) P. Bisseret and N. Blanchard, *Org. Biomol. Chem.*, 2013, **11**, 5393–5398; (b) G. Pelzer, J. Herwig, W. Keim and R. Goddard, *Russ. Chem. Bull.*, 1998, **47**, 904–912; (c) Q. Tang, X. Yin, R. R. Kuchukulla and Q. Zeng, *Chem. Rec.*, 2021, **21**, 893–905; (d) N.-W. Liu, S. Liang and G. Manolikakes, *Synthesis*, 2016, 1939–1973; (e) G. Liu, C. Fan and J. Wu, *Org. Biomol. Chem.*, 2015, **13**, 1592–1599; (f) G. Qiu, K. Zhou, L. Gao and J. Wu, *Org. Chem. Front.*, 2018, **5**, 691–705; (g) G. Qiu, K. Zhou and J. Wu, *Chem. Commun.*, 2018, **54**, 12561–12569.
- 24 M. Feng, B. Tang, S. H. Liang and X. Jiang, *Curr. Top. Med. Chem.*, 2016, **16**, 1200–1216.
- 25 X. Jia, S. Kramer, T. Skrydstrup and Z. Lian, *Angew. Chem., Int. Ed.*, 2021, **60**, 7353–7359.
- 26 K. Hofman, N.-W. Liu and G. Manolikakes, *Chem. – Eur. J.*, 2018, **24**, 11852–11863.
- 27 Y. Li and J. Wu, *Chem. Lett.*, 2020, **49**, 1066–1070.
- 28 G. Qiu, L. Lai, J. Cheng and J. Wu, *Chem. Commun.*, 2018, **54**, 10405–10414.
- 29 S. Ye, X. Li, W. Xie and J. Wu, *Eur. J. Org. Chem.*, 2020, 1274–1287.
- 30 S. Ye, G. Qiu and J. Wu, *Chem. Commun.*, 2019, **55**, 1013–1019.



- 31 E. J. Emmett and M. C. Willis, *Asian J. Org. Chem.*, 2015, **4**, 602–611.
- 32 M. C. Willis, *Phosphorus Sulfur Relat. Elem.*, 2019, **194**, 654–657.
- 33 K. Suta and M. Turks, *Chem. Heterocycl. Compd.*, 2018, **54**, 584–586.
- 34 M. Wang and X. Jiang, *Chem. Rec.*, 2021, **21**, DOI: 10.1002/trc.202000162.
- 35 D. Zeng, M. Wang, W.-P. Deng and X. Jiang, *Org. Chem. Front.*, 2020, **7**, 3956–3966.
- 36 (a) K. A. Scott and J. T. Njardarson, *Top. Curr. Chem.*, 2018, **376**, 5; (b) P. Devendar and G.-F. Yang, *Top. Curr. Chem.*, 2017, **375**, 82.
- 37 J. Luginina, J. Uzulepa, D. Posevins and M. Turks, *Eur. J. Org. Chem.*, 2016, 1760–1771.
- 38 W. F. Giauque and C. C. Stephenson, *J. Am. Chem. Soc.*, 1938, **60**, 1389–1394.
- 39 (a) P. J. Elving and J. M. Markowitz, *J. Chem. Educ.*, 1960, **37**, 75–81; (b) D. Posevins, K. Suta and M. Turks, *Eur. J. Org. Chem.*, 2016, 1414–1419; (c) H. Mayr, G. Gorath and B. Bauer, *Angew. Chem., Int. Ed. Engl.*, 1994, **33**, 788–789.
- 40 C. Jehoulet and A. J. Bard, *Angew. Chem., Int. Ed. Engl.*, 1991, **30**, 836–838.
- 41 (a) P. Ceroni, F. Paolucci, C. Paradisi, A. Juris, S. Roffia, S. Serroni, S. Campagna and A. J. Bard, *J. Am. Chem. Soc.*, 1998, **120**, 5480–5487; (b) P. Ceroni, F. Paolucci, S. Roffia, S. Serroni, S. Campagna and A. J. Bard, *Inorg. Chem.*, 1998, **37**, 2829–2832; (c) J. B. Chlistunoff and A. J. Bard, *Inorg. Chem.*, 1992, **31**, 4582–4587; (d) J. B. Chlistunoff and A. J. Bard, *Inorg. Chem.*, 1993, **32**, 3521–3527; (e) E. Garcia and A. J. Bard, *J. Electrochem. Soc.*, 1990, **137**, 2752–2759; (f) E. Garcia, J. Kwak and A. J. Bard, *Inorg. Chem.*, 1988, **27**, 4377–4382; (g) J. G. Gaudiello, P. G. Bradley, K. A. Norton, W. H. Woodruff and A. J. Bard, *Inorg. Chem.*, 1984, **23**, 3–10; (h) J. G. Gaudiello, P. R. Sharp and A. J. Bard, *J. Am. Chem. Soc.*, 1982, **104**, 6373–6377; (i) M. Delamar, P. C. Lacaze, J.-Y. Dumousseau and J. Dubois, *Electrochim. Acta*, 1982, **27**, 61–65; (j) A. C. McDonald, F. R. F. Fan and A. J. Bard, *J. Phys. Chem.*, 1986, **90**, 196–202; (k) P. R. Sharp and A. J. Bard, *Inorg. Chem.*, 1983, **22**, 2689–2693; (l) P. R. Sharp and A. J. Bard, *J. Am. Chem. Soc.*, 1979, **101**, 2316–2319; (n) L. A. Tinker and A. J. Bard, *J. Electroanal. Chem. Interfacial Electrochem.*, 1982, **133**, 275–285.
- 42 H. Woolven, C. González-Rodríguez, I. Marco, A. L. Thompson and M. C. Willis, *Org. Lett.*, 2011, **13**, 4876–4878.
- 43 Reagent price based on Sigma-Aldrich (accessed April 28th, 2021).
- 44 S. P. Blum, L. Schäffer, D. Schollmeyer and S. R. Waldvogel, *Chem. Commun.*, 2021, **57**, 4775–4778.
- 45 (a) Y. Li, M. Wang and X. Jiang, *Chin. J. Chem.*, 2020, **38**, 1521–1525; (b) Y. Meng, M. Wang and X. Jiang, *Angew. Chem., Int. Ed.*, 2020, **59**, 1346–1353; (c) M. Yingying, W. Ming and J. Xuefeng, *CCS Chem.*, 2021, **3**, 17–24; (d) M. Wang, S. Chen and X. Jiang, *Org. Lett.*, 2017, **19**, 4916–4919; (e) M. Wang, Q. Fan and X. Jiang, *Green Chem.*, 2018, **20**, 5469–5473; (f) M. Wang, J. Zhao and X. Jiang, *ChemSusChem*, 2019, **12**, 3064–3068.
- 46 G. Y. Chung Leung, B. Ramalingam, G. Loh and A. Chen, *Org. Process Res. Dev.*, 2020, **24**, 546–554.
- 47 R. G. Makitra, S. D. Kal'muk, D. V. Bryk and I. P. Polyuzhin, *Russ. J. Inorg. Chem.*, 2010, **55**, 1322–1329.
- 48 Reagent price based on TCI Chemicals (accessed April 28th, 2021).
- 49 C. Schotten, T. P. Nicholls, R. A. Bourne, N. Kapur, B. N. Nguyen and C. E. Willans, *Green Chem.*, 2020, **22**, 3358–3375.
- 50 (a) L. Martial and L. Bischoff, *Org. Synth.*, 2013, **90**, 301–305; (b) A. G. Jones, *Analyst*, 1951, **76**, 5–12.
- 51 S. F. Nelsen and P. J. Hintz, *J. Am. Chem. Soc.*, 1972, **94**, 7114–7117.
- 52 M. S. Yogendra Kumar, M. D. Gowtham, Mahadevaiah and G. Agendrapa, *Anal. Sci.*, 2006, **22**, 757–761.
- 53 S. P. Blum, T. Karakaya, D. Schollmeyer, A. Klapars and S. R. Waldvogel, *Angew. Chem., Int. Ed.*, 2021, **60**, 5056–5062.
- 54 S. P. Blum, D. Schollmeyer, M. Turks and S. R. Waldvogel, *Chem. – Eur. J.*, 2020, **26**, 8358–8362.
- 55 D. Knittel and B. Kastening, *J. Appl. Electrochem.*, 1973, **3**, 291–296.
- 56 D. Knittel, *Monatsh. Chem.*, 1982, **113**, 37–41.
- 57 H. J. Wille, B. Kastening and D. Knittel, *J. Electroanal. Chem. Interfacial Electrochem.*, 1986, **214**, 221–235.
- 58 H. J. Wille, D. Knittel, B. Kastening and J. Mergel, *J. Appl. Electrochem.*, 1980, **10**, 489–494.
- 59 D. Knittel, *J. Electroanal. Chem. Interfacial Electrochem.*, 1985, **195**, 345–356.
- 60 D. Knittel, *Monatsh. Chem.*, 1986, **117**, 359–367.
- 61 L. J. Andrews and R. M. Keefer, *J. Am. Chem. Soc.*, 1951, **73**, 4169–4172.
- 62 B.-S. Kim and S.-M. Park, *J. Electrochem. Soc.*, 1995, **142**, 26–33.
- 63 R. P. Martin and D. T. Sawyer, *Inorg. Chem.*, 1972, **11**, 2644–2647.
- 64 E. Potteau, E. Levillain and J.-P. Lelieur, *J. Electroanal. Chem.*, 1999, **476**, 15–25.
- 65 Y. Geronov, R. V. Moshtev and B. Puresheva, *J. Electroanal. Chem. Interfacial Electrochem.*, 1980, **108**, 335–346.
- 66 M. Jaksic, *J. New Mater. Electrochem. Syst.*, 2000, **3**, 167–182.
- 67 Z. Li, L. Jiao, Y. Sun, Z. He, Z. Wei and W.-W. Liao, *Angew. Chem., Int. Ed.*, 2020, **59**, 7266–7270.
- 68 C. M. Kisukuri, V. A. Fernandes, J. A. C. Delgado, A. P. Häring, M. W. Paixão and S. R. Waldvogel, *Chem. Rec.*, 2021, **21**, DOI: 10.1002/trc.202100065.
- 69 V. G. Koshechko, L. A. Kiprianova, L. I. Fileleeva and Z. Z. Rozhkova, *J. Fluorine Chem.*, 1995, **70**, 277–278.
- 70 C. P. Andrieux, L. Gelis and J. M. Saveant, *J. Am. Chem. Soc.*, 1990, **112**, 786–791.
- 71 V. G. Koshechko and L. A. Kiprianova, *Theor. Exp. Chem.*, 1999, **35**, 18–36.
- 72 S. Benefice-Malouet, H. Blancou, P. Calas and A. Commeyras, *J. Fluorine Chem.*, 1988, **39**, 125–140.
- 73 (a) F. Asinger, F. Ebeneder and E. Böck, *Ber. dtsh. Chem. Ges. A/B*, 1942, **75**, 42–48; (b) F. Asinger and F. Ebeneder, *Ber. dtsh. Chem. Ges. A/B*, 1942, **75**, 344–349; (c) F. Asinger, W. Schmidt and F. Ebeneder, *Ber. dtsh. Chem. Ges. A/B*, 1942, **75**, 34–41; (d) C. F. Reed and C. L. Horn, *US Pat.*, US2046090A, 1936.
- 74 (a) J. Texter, *Reactions and synthesis in surfactant systems*, Marcel Dekker, New York, 2001, vol. 100; (b) M. A. Smook, E. T. Pieski and C. F. Hammer, *Ind. Eng. Chem.*, 1953, **45**, 2731–2737.
- 75 D. H. Barton, B. Lacher, B. Misterkiewicz and S. Z. Zard, *Tetrahedron*, 1988, **44**, 1153–1158.
- 76 (a) R. M. Wilson and S. W. Wunderly, *J. Am. Chem. Soc.*, 1974, **96**, 7350–7351; (b) P. Bougeard, M. D. Johnson and G. M. Lampman, *J. Chem. Soc., Perkin Trans. 1*, 1982, 849.
- 77 Y. Li, D. Zheng, Z. Li and J. Wu, *Org. Chem. Front.*, 2016, **3**, 574–578.
- 78 K. Zhou, H. Xia and J. Wu, *Org. Chem. Front.*, 2016, **3**, 865–869.
- 79 (a) X. Gong, Y. Ding, X. Fan and J. Wu, *Adv. Synth. Catal.*, 2017, **359**, 2999–3004; (b) J. Zhang, K. Zhou, G. Qiu and J. Wu, *Org. Chem. Front.*, 2019, **6**, 36–40; (c) K. Zhou, J.-B. Liu, W. Xie, S. Ye and J. Wu, *Chem. Commun.*, 2020, **56**, 2554–2557; (d) S. Ye, K. Zhou, P. Rojsitthisak and J. Wu, *Org. Chem. Front.*, 2020, **7**, 14–18.
- 80 Z. Chen, N.-W. Liu, M. Bolte, H. Ren and G. Manolikakes, *Green Chem.*, 2018, **20**, 3059–3070.
- 81 (a) A. M. Nair, I. Halder, S. Khan and C. M. R. Volla, *Adv. Synth. Catal.*, 2020, **362**, 224–229; (b) N.-W. Liu, Z. Chen, A. Herbert, H. Ren and G. Manolikakes, *Eur. J. Org. Chem.*, 2018, 5725–5734.
- 82 (a) N. A. Romero and D. A. Nicewicz, *Chem. Rev.*, 2016, **116**, 10075–10166; (b) C. K. Prier, D. A. Rankic and D. W. C. MacMillan, *Chem. Rev.*, 2013, **113**, 5322–5363; (c) Y. Lee and M. S. Kwon, *Eur. J. Org. Chem.*, 2020, 6028–6043.
- 83 (a) J. Zhu, W.-C. Yang, X. Wang and L. Wu, *Adv. Synth. Catal.*, 2018, **360**, 386–400; (b) W. Guo, K. Tao, W. Tan, M. Zhao, L. Zheng and X. Fan, *Org. Chem. Front.*, 2019, **6**, 2048–2066; (c) A. Wimmer and B. König, *Beilstein J. Org. Chem.*, 2018, **14**, 54–83.
- 84 (a) A. U. Meyer, S. Jäger, D. Prasad Hari and B. König, *Adv. Synth. Catal.*, 2015, **357**, 2050–2054; (b) C.-J. Wallentin, J. D. Nguyen, P. Finkbeiner and C. R. J. Stephenson, *J. Am. Chem. Soc.*, 2012, **134**, 8875–8884; (c) D. B. Bagal, G. Kachkovskiy, M. Knorn, T. Rawner, B. M. Bhanage and O. Reiser, *Angew. Chem., Int. Ed.*, 2015, **54**, 6999–7002.
- 85 M. Májek, M. Neumeier and A. Jacobi von Wangelin, *ChemSusChem*, 2017, **10**, 151–155.
- 86 D. Louvel, A. Chelagha, J. Rouillon, P.-A. Payard, L. Khrouz, C. Monnereau and A. Thili, *Chem. – Eur. J.*, 2021, **27**, 8704–8708.
- 87 (a) X. Gong, M. Yang, J.-B. Liu, F.-S. He, X. Fan and J. Wu, *Green Chem.*, 2020, **22**, 1906–1910; (b) X. Gong, M. Yang, J.-B. Liu, F.-S. He and J. Wu, *Org. Chem. Front.*, 2020, **7**, 938–943.
- 88 X. Wang, Y. Kuang, S. Ye and J. Wu, *Chem. Commun.*, 2019, **55**, 14962–14964.
- 89 F.-S. He, Y. Yao, W. Xie and J. Wu, *Chem. Commun.*, 2020, **56**, 9469–9472.
- 90 C. Breton-Patient, D. Naud-Martin, F. Mahuteau-Betzer and S. Piguel, *Eur. J. Org. Chem.*, 2020, 6653–6660.
- 91 (a) Y. Liu, Q.-L. Wang, Z. Chen, H. Li, B.-Q. Xiong, P.-L. Zhang and K.-W. Tang, *Chem. Commun.*, 2020, **56**, 3011–3014; (b) J. Zhang, X. Li,



- W. Xie, S. Ye and J. Wu, *Org. Lett.*, 2019, **21**, 4950–4954; (c) P. Chen, Z. Chen, B.-Q. Xiong, Y. Liang, K.-W. Tang, J. Xie and Y. Liu, *Org. Biomol. Chem.*, 2021, **19**, 3181–3190.
- 92 (a) N. Zhou, M. Wu, K. Kuang, S. Wu and M. Zhang, *Adv. Synth. Catal.*, 2020, **362**, 5391–5397; (b) Y. Yao, Z. Yin, F.-S. He, X. Qin, W. Xie and J. Wu, *Chem. Commun.*, 2021, 57 2883–2886.
- 93 N.-W. Liu, S. Liang and G. Manolikakes, *Adv. Synth. Catal.*, 2017, **359**, 1308–1319.
- 94 V. T. Nguyen, G. C. Haug, V. D. Nguyen, N. T. H. Vuong, H. D. Arman and O. V. Larionov, *Chem. Sci.*, 2021, **12**, 6429–6436.

