



Cite this: *Org. Biomol. Chem.*, 2020, **18**, 7545

Received 2nd September 2020,
Accepted 14th September 2020

DOI: 10.1039/d0ob01815e

rsc.li/obc

Dealkoxylation of *N*-alkoxyamides without an external reductant driven by Pd/Al cooperative catalysis†

Hirotsugu Suzuki,  Takahiro Shiomi, Kenji Yoneoka and Takanori Matsuda *

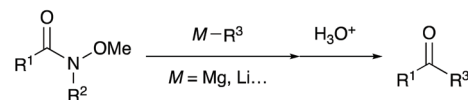
Lewis acid-assisted palladium-catalysed dealkoxylation of *N*-alkoxyamides has been developed. This reaction proceeded smoothly with a range of *N*-alkoxyamides in the absence of an external reductant, thereby establishing a convenient and reductant-free protocol. In addition, a gram-scale reaction could be achieved. Preliminary mechanistic investigations indicated that β -hydrogen elimination from a palladium alkoxide intermediate generated an intramolecular hydride source.

N-Alkoxyamides are an important class of synthetic intermediates for a range of organic transformations.¹ In particular, *N*-methoxy-*N*-methylamides, which are known as Weinreb amides, have unique properties as acylating reagents that suppress the overalkylation of reaction products by forming remarkably stable five-membered cyclic intermediates (Scheme 1a).² This exceptional feature allows the transformation of readily available and stable *N*-alkoxyamides³ into useful aldehydes and ketones in a single step. Recently, *N*-alkoxyamides have emerged as versatile directing groups for C–H bond functionalisation, and various transformations employing *N*-alkoxyamides are currently available.⁴ While *N*-alkoxyamides are commonly used in various organic reactions, the dealkoxylation of *N*-alkoxyamides has not been explored enough yet (Scheme 1b).

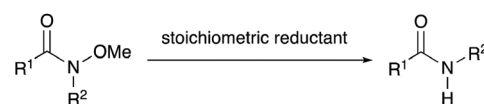
Conventional dealkoxylation of *N*-alkoxyamides requires stoichiometric metal-based reductants such as SmI₂,⁵ Na/Hg⁶ and lithium powder⁷ (Scheme 2a). An organic, neutral super electron donor has been developed as a stoichiometric reductant, and it gives results comparable to those obtained using metal-based reductants.⁸ Base-mediated formal reduction of *N*-alkoxyamides has also evolved as a method for dealkoxylation.⁹ Treatment of *N*-alkoxyamides with lithium diisopropylamide,^{9a} or *tert*-butyldimethylsilyl triflate and triethylamine^{9b}

resulted in the formal reduction of the amides, along with the formation of formaldehyde. Although these reductants and bases allow facile cleavage of the alkoxy groups from *N*-alkoxyamides under very mild conditions, excess amounts of reductants or bases are required for these reactions. In

(a) Used as acylating reagent – **Well investigated**

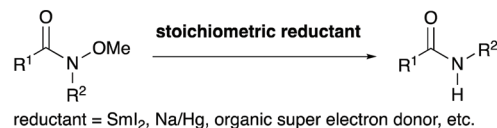


(b) Reductive N–O bond cleavage – **Less investigated**

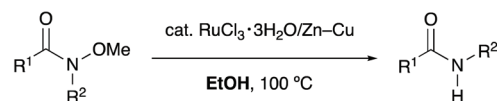


Scheme 1 Transformation of *N*-alkoxyamides: (a) nucleophilic addition of organometallic reagents and (b) dealkoxylation of *N*-alkoxyamides.

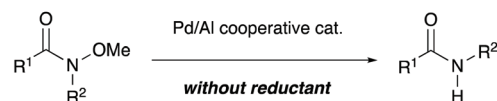
(a) Stoichiometric reaction



(b) Transition metal-catalysed reaction



(c) This work



Scheme 2 Dealkoxylation of *N*-alkoxyamides.

Department of Applied Chemistry, Tokyo University of Science, 1-3 Kagurazaka, Shinjuku-ku, Tokyo 162-8601, Japan. E-mail: mtd@rs.tus.ac.jp

† Electronic supplementary information (ESI) available: Experimental procedures and characterisation data for new compounds. See DOI: 10.1039/d0ob01815e



addition, these reducing reagents are sometimes expensive, difficult to handle, and hazardous. Ruthenium-catalysed dealkoxylation of *N*-alkoxyamides has been reported as an alterna-

tive protocol for avoiding the use of such stoichiometric reagents (Scheme 2b). Dealkoxylation proceeded in alcoholic solvents, which also behaved as a stoichiometric reductant.¹⁰ Although the catalytic reactions require only green and cheap alcohols as stoichiometric reductants, it is necessary to add a substoichiometric amount of Zn–Cu for activating the ruthenium catalyst. Herein, we report the palladium-catalysed dealkoxylation of *N*-alkoxyamides in the absence of an external reductant as a convenient and reductant-free protocol for dealkoxylation (Scheme 2c). To the best of our knowledge, this is the first report on the catalytic dealkoxylation of *N*-alkoxyamides without any external reductants.¹¹

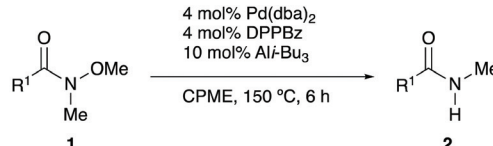
We began our investigation using *N*-methoxy-*N*-methylbenzamide (**1a**) as a model substrate, which was heated in toluene at 150 °C in the presence of the Pd(dba)₂/DPPBz catalyst (Table 1). After 6 h, the desired secondary amide **2a** was formed in a moderate yield (entry 1). We then screened aluminium Lewis acids as co-catalysts in order to activate the N–O bond.¹² The addition of aluminium(III) chloride (AlCl₃) suppressed the reaction completely (entry 2). Trialkylaluminium or trialkoxyaluminium dramatically improved the yields (entries 3–6), and the best result was obtained when triisobutylaluminium (Al*i*-Bu₃) was employed as a co-catalyst (entry 4).¹³ Solvent screening (entries 7–12) revealed that cyclopentyl methyl ether (CPME) was the optimal solvent for affording the desired product in an excellent yield (entry 9).¹⁴ In addition, this demethoxylation reaction could reach completion with reduced catalyst loadings (entry 13).

Table 1 Optimisation of reaction conditions^a

Entry	Lewis acid	Solvent	Yield (%)
1	—	Toluene	33
2	AlCl ₃	Toluene	NR
3	AlMe ₃	Toluene	87
4	Al <i>i</i> -Bu ₃	Toluene	98
5	Al(OEt) ₃	Toluene	83
6	Al(O <i>i</i> -Pr) ₃	Toluene	94
7	Al <i>i</i> -Bu ₃	<i>p</i> -Xylene	86
8	Al <i>i</i> -Bu ₃	1,4-Dioxane	86
9	Al <i>i</i> -Bu ₃	CPME	99
10	Al <i>i</i> -Bu ₃	Diglyme	85
11	Al <i>i</i> -Bu ₃	DMF	84
12	Al <i>i</i> -Bu ₃	DMSO	61
13 ^b	Al <i>i</i> -Bu ₃	CPME	99

^a Reaction conditions: **1** (0.3 mmol), Pd(dba)₂ (4 mol%), DPPBz (4 mol%) and Lewis acid (10 mol%) in CPME (0.3 M) at 150 °C for 6 h, unless otherwise noted. ^b Pd(dba)₂/DPPBz (2 mol% each) and Al*i*-Bu₃ (5 mol%) were used as catalysts. The reaction time was 20 h.

Table 2 Palladium-catalysed demethoxylation of *N*-methoxyamides^a

					
2b 87%	2c 93%	2d 96%	2e 80% ^b	2f 90%	2g 97% ^c
2h 91%	2i 94%	2j 52% ^b	2k 67%	2l 80%	2m 62%
2n 80%	2o 93%	2p 70% ^b	2q 80% ^b	2r 85% ^d	2s 79% ^b

^a Reaction conditions: **1** (0.3 mmol), Pd(dba)₂ (4 mol%), DPPBz (4 mol%) and Al*i*-Bu₃ (10 mol%) in CPME (0.3 M) at 150 °C for 6 h, unless otherwise noted. The yields represent the average yield of two reaction runs. ^b Pd(dba)₂ (8 mol%), DPPBz (8 mol%) and Al*i*-Bu₃ (20 mol%) were used (20 h). ^c The reaction time was 18 h. ^d Pd(dba)₂ (8 mol%), DPPBz (8 mol%) and Al*i*-Bu₃ (20 mol%) were used (18 h).



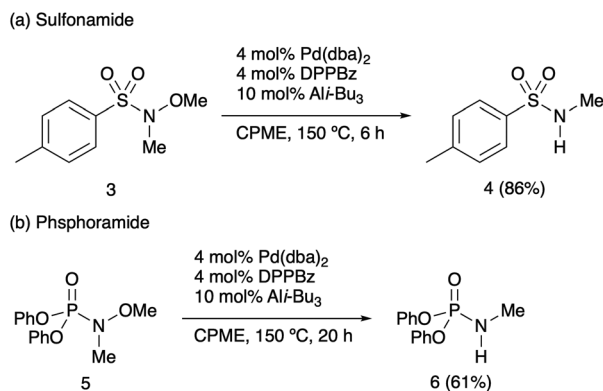
With the optimised reaction conditions in hand, we investigated the scope of demethoxylation (Table 2). Introduction of methyl groups at the *para*- and *meta*-positions of the benzene ring (**1b–d**) did not affect the efficiency of transformations. However, the reactivity decreased with *o*-methylbenzamide **1e**, and increased catalyst loadings were required to obtain a reasonable yield of the desired secondary amide. Benzamides

bearing electron-donating and electron-withdrawing groups **1f–j** were well tolerated under the optimal conditions. Heteroaryl-substituted substrates **1k–o** were also converted into the desired secondary amides with high efficiency. Cinnamamide **1p** afforded the corresponding product without the reduction of the olefin moiety.¹⁰ It is worth noting that the demethoxylation of enolisable *N*-methyl-*N*-methoxyamides **1q–s** proceeded smoothly, and no side reactions were observed.

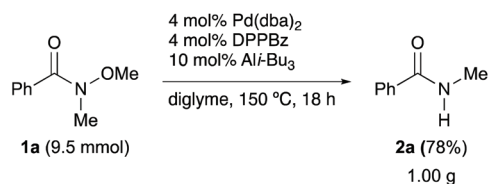
To further demonstrate the applicability of demethoxylation, other alkoxyamides were examined. Under the optimal conditions, sulfonamide **3** gave the desired secondary sulfonamide **4** in a high yield (Scheme 3a). Moreover, phosphoramidate **5** was found to be a promising substrate for the demethoxylation to afford the corresponding product in a good yield (Scheme 3b). In both cases, an N–O bond was selectively cleaved, while the other heteroatom–heteroatom bonds remained intact. In contrast to previous studies, reductant-free demethoxylation was applicable to a wide range of *N*-methoxy-*N*-methylamides, without the occurrence of any side reactions or over-reactions. Furthermore, a gram-scale reaction was performed with **1a** in diglyme, and the desired product **2a** was obtained in 78% yield (Scheme 4).¹⁵

To gain insight into the reaction mechanism, a control experiment was conducted (Scheme 5). When *N*-butoxy-*N*-methylbenzamide (**1t**) was subjected to the standard reaction conditions, butanal and its aldol condensation product were produced along with the desired secondary amide **2a**. These byproducts may have been generated *via* the β -hydrogen elimination from a palladium alkoxide intermediate. The results reveal that an α -hydrogen atom with respect to the oxygen atom of the alkoxy group functions as a hydride source.^{11,16}

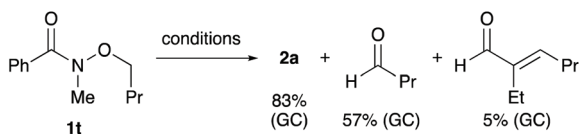
A plausible mechanism for the reductant-free demethoxylation is proposed on the basis of a previous report¹¹ and our preliminary mechanistic investigations (Scheme 6). The carbonyl oxygen of alkoxyamide **1** coordinates to the aluminium Lewis acid to form **A**, thereby weakening the N–O bond. Subsequently, oxidative addition of the N–O bond to Pd(0) generates palladium alkoxide **B**, which undergoes β -hydrogen elimination to generate palladium hydride intermediate **C** and formaldehyde. Finally, reductive elimination from the intermediate **C** affords secondary amide **2** and simultaneously regenerates the catalytically active Pd(0) species.



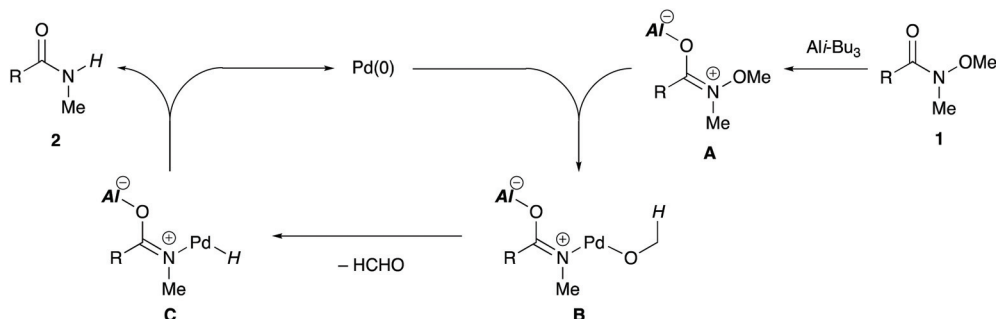
Scheme 3 Palladium-catalysed demethoxylation of sulfonamide **3** and phosphoramidate **5**.



Scheme 4 A gram-scale reaction.



Scheme 5 Palladium-catalysed debutoxylation of *N*-butoxy-*N*-methylbenzamide (**1t**) (conditions: 4 mol% Pd(dba)₂, 4 mol% DPPBz, 10 mol% Al-*i*-Bu₃, CPME, 150 °C, 6 h).



Scheme 6 The plausible reaction mechanism for reductant-free demethoxylation.



Conclusions

In summary, we achieved the demethoxylation of *N*-alkoxyamides in the presence of a Pd/Al cooperative catalytic system. The reaction proceeded with various *N*-alkoxyamides including a sulfonamide and a phosphoramidate in the absence of an external reductant. The N–O bond was selectively reduced, and there were no side reactions or over-reactions. Preliminary mechanistic investigations revealed that β -hydrogen elimination of a palladium alkoxide intermediate generated an intramolecular hydride source. Further studies on palladium-catalysed reductant-free demethoxylation are ongoing in our laboratory.

Conflicts of interest

There are no conflicts to declare.

Notes and references

- S. Balasubramaniam and I. S. Aidhen, *Synthesis*, 2008, 3707–3738.
- (a) S. Nahm and S. M. Weinreb, *Tetrahedron Lett.*, 1981, **22**, 3815–3818; (b) J. A. Murphy, A. G. J. Commeureuc, T. N. Snaddon, T. M. McGuire, T. A. Khan, K. Hisler, M. L. Dewis and R. Carling, *Org. Lett.*, 2005, **7**, 1427–1429; (c) C. O. Kangani, D. E. Kelley and B. W. Day, *Tetrahedron Lett.*, 2006, **47**, 6289–6292.
- (a) A. Basha, M. Lipton and S. M. Weinreb, *Tetrahedron Lett.*, 1977, **18**, 4171–4172; (b) J. M. Williams, R. B. Jobson, N. Yasuda, G. Marchesini, U.-H. Dolling and E. J. J. Grabowski, *Tetrahedron Lett.*, 1995, **36**, 5461–5464; (c) T. Shimizu, K. Osako and T. Nakata, *Tetrahedron Lett.*, 1997, **38**, 2685–2688; (d) P.-Q. Huang, X. Zheng and X.-M. Deng, *Tetrahedron Lett.*, 2001, **42**, 9039–9041.
- (a) F. Yang and L. Ackermann, *Org. Lett.*, 2013, **15**, 718–720; (b) Y. Wang, C. Li, Y. Li, F. Yin and X.-S. Wang, *Adv. Synth. Catal.*, 2013, **355**, 1724–1728; (c) G. Li, L. Wan, G. Zhang, D. Leow, J. Spangler and J.-Q. Yu, *J. Am. Chem. Soc.*, 2015, **137**, 4391–4397; (d) R. Das and M. Kapur, *Chem. – Asian J.*, 2015, **10**, 1505–1512; (e) R. Das and M. Kapur, *Chem. – Eur. J.*, 2016, **22**, 16986–16990; (f) K. Kawai, Y. Bunno, T. Yoshino and S. Matsunaga, *Chem. – Eur. J.*, 2018, **24**, 10231–10237.
- (a) J. L. Chiara, C. Destabel, P. Gallego and J. Marco-Contelles, *J. Org. Chem.*, 1996, **61**, 359–360; (b) G. E. Keck, S. F. McHardy and J. E. Murry, *J. Am. Chem. Soc.*, 1995, **117**, 7289–7290.
- (a) R. Sword, S. O'Sullivan and J. A. Murphy, *Aust. J. Chem.*, 2013, **66**, 314–322; (b) J. E. Jackson, B. N. O'Brien, S. K. Kedzior, G. R. Fryz, F. S. Jalloh, A. Banisafar, M. A. Caldwell, M. B. Braun, B. M. Dunyak and J. L. Dye, *Tetrahedron Lett.*, 2015, **56**, 6227–6230.
- M. Yus, G. Radivoy and F. Alonso, *Synthesis*, 2001, 914–918.
- S. P. Y. Cutulic, J. A. Murphy, H. Farwaha, S.-Z. Zhou and E. Chrystal, *Synlett*, 2008, 2132–2136.
- (a) S. L. Graham and T. H. Scholz, *Tetrahedron Lett.*, 1990, **31**, 6269–6272; (b) G. E. Keck, S. F. McHardy and J. A. Murry, *Tetrahedron Lett.*, 1993, **34**, 6215–6218.
- H. Fukuzawa, Y. Ura and Y. Kataoka, *J. Organomet. Chem.*, 2011, **696**, 3643–3648.
- For nickel-catalysed reductant-free dealkoxylation of aryl alkyl ethers, see: M. Tobisu, T. Morioka, A. Ohtsuki and N. Chatani, *Chem. Sci.*, 2015, **6**, 3410–3414.
- For the decrease in the activation energy of an aryl C–O bond cleavage by aluminium Lewis acids, see: (a) X. Liu, C.-C. Hsiao, I. Kalvet, M. Leiendecker, L. Guo, F. Schoenebeck and M. Rueping, *Angew. Chem., Int. Ed.*, 2016, **55**, 6093–6098; (b) P. Kelley, G. A. Edouard, S. Lin and T. Agapie, *Chem. – Eur. J.*, 2016, **22**, 17173–17176.
- For recent examples of transition metal/aluminium cooperative catalysis, see: (a) P. A. Donets and N. Cramer, *J. Am. Chem. Soc.*, 2013, **135**, 11772–11775; (b) S. Okumura, S. Tang, T. Saito, K. Semba, S. Sakaki and Y. Nakao, *J. Am. Chem. Soc.*, 2016, **138**, 14699–14704; (c) S. Okumura and Y. Nakao, *Org. Lett.*, 2017, **19**, 584–587; (d) F. Inoue, T. Saito, K. Semba and Y. Nakao, *Chem. Commun.*, 2017, **53**, 4497–4500; (e) Q.-S. Liu, D.-Y. Wang, Z.-J. Yang, Y.-X. Luan, J.-F. Yang, J.-F. Li, Y.-G. Pu and M. Ye, *J. Am. Chem. Soc.*, 2017, **139**, 18150–18153; (f) S. Okumura, T. Komine, E. Shigeki, K. Semba and Y. Nakao, *Angew. Chem., Int. Ed.*, 2018, **57**, 929–932; (g) Y.-X. Wang, S.-L. Qi, Y.-X. Luan, X.-W. Han, S. Wang, H. Chen and M. Ye, *J. Am. Chem. Soc.*, 2018, **140**, 5360–5364; (h) T. Zhang, Y.-X. Luan, S.-J. Zheng, Q. Peng and M. Ye, *Angew. Chem.*, 2020, **59**, 7439–7443.
- The yield was dramatically decreased when the reaction was performed at 130 °C for 6 h (36% yield).
- The solvent was employed in order to perform the reaction in a flask.
- (a) X. Wu, B. P. Fors and S. L. Buchwald, *Angew. Chem., Int. Ed.*, 2011, **50**, 9943–9947; (b) M. S. Mikus, C. Sanchez, C. Fridrich and J. F. Larrow, *Adv. Synth. Catal.*, 2020, **362**, 430–436.

