


 Cite this: *Chem. Commun.*, 2020, 56, 7277

 Received 28th April 2020,
Accepted 20th May 2020

DOI: 10.1039/d0cc03075a

rsc.li/chemcomm

Transition-metal-carbene-like intermolecular insertion of a borylene into C–H bonds†

 Siyuan Liu,^{abc} Marc-André Légaré,^{ib}bc Alexander Hofmann,^{bc}
Theresa Dellermann^{bc} and Holger Braunschweig^{ib}*bc

We demonstrate that, in analogy to transition-metal carbene chemistry, [(OC)₅Mo=BN(SiMe₃)₂] facilitates intermolecular transfer of the borylene [:BN(SiMe₃)₂], which ultimately undergoes insertion into C–H bonds under very mild conditions. The one-pot multiple functionalization of the cyclopentadienyl rings of tungstenocene dihydride is demonstrated using this approach.

As a response to the synthetic challenge of directly functionalising C–H bonds, free carbenes have emerged as an important class of compounds because of their high reactivity in several C–C bond forming mechanisms.¹ Carbenes have been studied intensively in recent decades, not only in fundamental investigations, but in studies geared toward finding concrete applications in the synthetic sciences. Although most free carbenes are high-energy transient species that often exhibit uncontrollable and unselective reactivity on their own,² the use of transition metal catalysts or scaffolds can make carbenes substantially more useful for a variety of reactions. Among these, the metal-catalysed insertion of carbenes into C–H bonds is becoming a useful method for the direct and atom-economical formation of C–C bonds. As the key step of this process, a transition-metal (TM) carbene complex (L_nM=CR¹R²) reacts directly with an organic substrate, ultimately leading to the insertion of the CR¹R² unit into a C–H bond. This type of reaction has been used extensively for the synthesis of a growing number of compounds through chemo- and even stereoselective processes.^{1b,3}

An intriguing analogy between terminal TM borylene⁴ and TM carbene complexes (Scheme 1), based on their common

M=E double bonds (E = B or C), suggests the exciting prospect of using the former in synthetically useful reactions that mimic the reactivity of the latter. In fact, TM complexes and catalysts⁵ are already powerful tools for C–B-bond-forming reactions, such as C–H borylation,⁶ hydroboration⁷ and diboration,⁸ which are well studied and extensively used in synthesis. However, these reactions generally rely on TM boryl complexes, and the synthetic potential of carbene-analogous borylene complexes remains very underdeveloped in comparison.

With our sights set on harnessing the attractive synthetic possibilities suggested by the M=B double bond in borylene complexes and their analogy with carbenes, we and others have explored the reactivity of these complexes in metathesis,⁹ borylene transfer,¹⁰ and cycloaddition¹¹ reactions with nucleophiles and electrophiles,¹² while in 2008 we reported a single example of photolytic, intermolecular borylene insertion into a C–H bond.¹³ Despite the exciting potential of mild borylene insertion into C–H bonds, no further example of such a reaction has been reported since. Reinforcing the analogy with carbenes, transient free borylene ligands – and particularly their base adducts – have recently proven to be highly reactive towards many substrates.¹⁴ Analogously to free carbenes, for example, these high-energy species tend to undergo uncontrolled intramolecular C–H insertion, a process often considered undesirable.^{10d,e,14e,15} However, these studies are yet to uncover simple intermolecular mechanisms for the formation of C–B bonds that would be relevant to organic synthesis. In this Communication, we demonstrate that terminal borylene complexes are promising reagents for C–H functionalisation through a facile borylene insertion reaction that is unlike other

^a School of Materials Science and Engineering, China University of Petroleum, Qingdao, Shandong, 266580, P. R. China

^b Institute for Inorganic Chemistry, Julius-Maximilians-Universität Würzburg, Am Hubland, 97074 Würzburg, Germany. E-mail: h.braunschweig@uni-wuerzburg.de

^c Institute for Sustainable Chemistry & Catalysis with Boron, Julius-Maximilians-Universität Würzburg, Am Hubland, 97074 Würzburg, Germany

† Electronic supplementary information (ESI) available: Synthesis and characterisation of new compounds and crystallographic details. CCDC 1999138 and 1999139. For ESI and crystallographic data in CIF or other electronic format see DOI: 10.1039/d0cc03075a



Scheme 1 Carbene complexes (I) and TM borylene complexes (II).

types of TM–boron complexes, instead being reminiscent of TM carbene reactivity.

As part of our continuing studies of TM borylene complexes, ^{4,5f} we reacted the molybdenum aminoborylene complex [(OC)₅Mo=BN(SiMe₃)₂] (**1**) with tungstenocene derivatives. Indeed, the tungstenocene framework has a well-established coordination chemistry with boron that includes stable boryl and diboryl complexes relevant to hydroboration.¹⁶ When equimolar amounts of **1** and Cp₂WH₂ (**2**) were reacted in deuterated benzene at room temperature, a slow reaction was observed, as evidenced by the disappearance of the ¹¹B NMR signal associated with **1** ($\delta = 92$) from the spectrum of the solution over approximately two days, along with the emergence of a new broad signal at $\delta = 39$. The ¹H NMR spectrum of the reaction mixture allowed us to identify the formation of a major product featuring signals corresponding to the protons of a N(SiMe₃) group ($\delta = 0.32$) and cyclopentadienyl (Cp) ligands ($\delta = 4.74$ (2H), 4.34 (5H), 3.92 (2H)). This signal pattern associated with the Cp ligands is consistent with mono-substitution of a single Cp ring of precursor **2**. Indeed, the main product of the reaction was characterised as [Cp(C₅H₄B(H)N(SiMe₃)₂)WH₂] (**3**), which arises from the direct insertion of borylene fragment [(Me₃Si)₂NB] into a C–H bond of one of the Cp ligands of **2** (Scheme 2). It is interesting to note that this insertion process occurs at a C–H site known to have nucleophilic character; the Cp ligands of tungstenocene are known to be capable of interacting with Lewis acids.^{16d–g} This observation may help to guide future development of methods for the insertion of borylene fragments into organic substrates.

The C–H functionalization product **3** was isolated from the molybdenum-containing byproducts of the reaction (likely including [Mo(CO)₆], the presence of which was confirmed by single-crystal X-ray diffraction (XRD), as well as elemental molybdenum¹⁷ by repeated crystallisation of the latter from cold pentane, followed by recovery of **3** as yellow crystals by

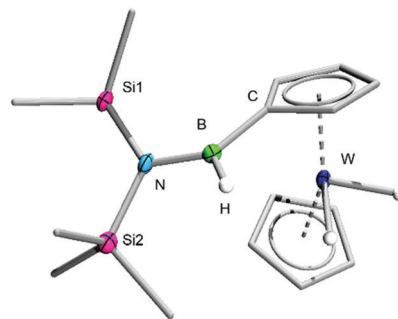


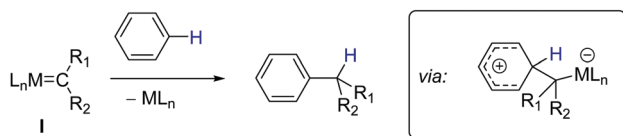
Fig. 1 Crystallographically-determined solid-state structure of **3**. Atomic displacement ellipsoids depicted at 50% probability level. Carbon ellipsoids and most hydrogen atoms are omitted for clarity.

slow evaporation of the resulting pentane supernatant solutions (see ESI[†]). Unfortunately, while NMR spectroscopy indicates that the reaction of **2** to form **3** proceeds with high conversion, the difficulties associated with selectively crystallising these organometallic species decreases the isolated yields. Nevertheless, the identity of **3** was confirmed by high-resolution mass spectrometry (HRMS) and by single-crystal XRD (Fig. 1).

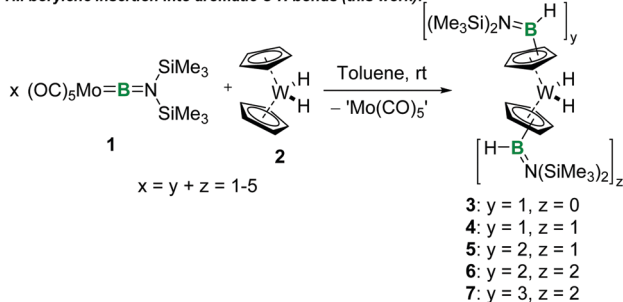
Interestingly, twofold 1,1'-functionalisation of **2** is also possible under similar conditions. Stirring a 2:1 mixture of **1** and **2** in toluene leads to the formation of a new product within 48 h that is virtually indistinguishable from **3** on the basis of ¹¹B NMR spectroscopy. Its ¹H NMR spectrum, which displays two distinct signals for the Cp rings, allows its conclusive identification as [(C₅H₄B(H)N(SiMe₃)₂)₂WH₂] (**4**), a complex that arises from the insertion of a borylene in a C–H bond of each Cp ring of **2**. The elemental composition of **4** was confirmed by HRMS and its solid-state structure elucidated by single-crystal XRD (Fig. 2).

The selectivity of the twofold borylene C–H insertion in **2**, which favours a single functionalization at each of the Cp ligands and does not seem to lead to double insertion of a single Cp ring, is easily rationalised on electronic grounds. Indeed, as a π -accepting substituent, the [–B(H)N(SiMe₃)₂] group introduced by the first

TM carbene insertion into aromatic C–H bonds:



TM borylene insertion into aromatic C–H bonds (this work):



Scheme 2 Analogy between carbene complexes (I) and TM borylene complexes (II).

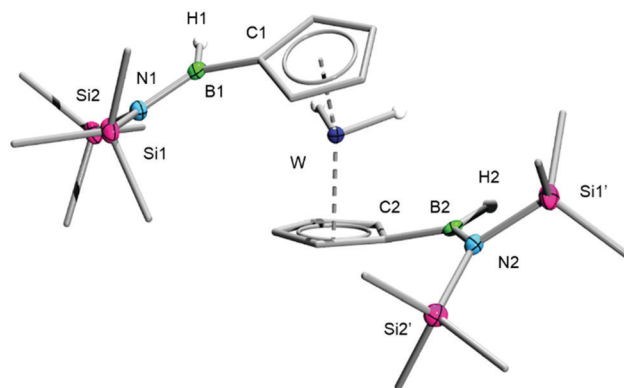
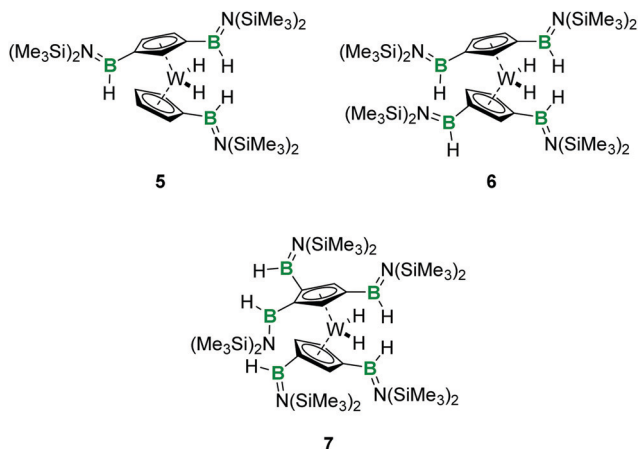


Fig. 2 Crystallographically-determined solid-state structure of **4**. Atomic displacement ellipsoids depicted at 50% probability level. Carbon ellipsoids and most hydrogen atoms are omitted for clarity.



Scheme 3 Structures of **5** and **6** indicated by ^1H NMR spectroscopy and proposed structure of the pentaboryl product **7**.

insertion process plausibly acts as a deactivating agent for the other C–H bonds of the same Cp ring, as previously observed by Siebert in the electrophilic borylation of ferrocene by BBr_3 .¹⁸ In fact, the relative coplanarity of borane substituents of **3** and **4** with their attached Cp rings (angles between planes *ca.* 20° for **3** and **4**) suggests that the former groups truly act as π -accepting substituents. Nevertheless, given the prodigious borylene-transfer ability of **1** proven in previous work,⁴ we suspected that **1** may be a sufficiently potent borylene source to effect the multiple functionalization of a single Cp ring. To this end, we reacted a 3 : 1 mixture of **1** and **2** in toluene. While the single and double borylene insertion into C–H bonds of **2** reported above proceeded to completion at room temperature, we found in this case that complete consumption of borylene **1** required heating the mixture to 60°C for 96 hours. The resulting mixture after this period was found to be complex – perhaps because of the difficulties associated with using exact quantities of **1** and **2** in small scales – but we were able to confirm that C–H functionalization occurred under these conditions. NMR spectroscopy and HRMS allowed us to confirm the presence of small amounts of the bis-functionalised complex **4** in the reaction mixture, in addition to new borylene insertion products. The main species of these was the threefold-functionalised complex $[(1,3\text{-C}_5\text{H}_3(\text{B}(\text{H})\text{N}(\text{SiMe}_3)_2)_2)\text{W}(\text{C}_5\text{H}_4\text{B}(\text{H})\text{N}(\text{SiMe}_3)_2)\text{H}_2]$ (**5**), which we were unfortunately unable to separate from the other substituted tungstenocene complexes. An intriguing tetraboryl tungstenocene dihydride (**6**) was also identified by ^1H NMR spectroscopy and HRMS as a significant product (Scheme 3).

In order to target this unusual highly borylated compound, we reacted five equivalents of **1** with Cp_2WH_2 (**2**). After heating the mixture to 60°C for 96 hours, we were able to purify the tetraboryl complex and to obtain it as a brown oil in low yield. Analysis of its ^1H NMR spectrum allowed us to characterise the new complex as $[(1,3\text{-C}_5\text{H}_3(\text{B}(\text{H})\text{N}(\text{SiMe}_3)_2)_2)\text{WH}_2]$ (**6**). The isolation of **6** as an oil unfortunately precluded its structural characterisation by XRD, but its composition was confirmed by HRMS. Interestingly, we also detected the presence of trace amounts of a pentaboryl tungstenocene dihydride (**7**) as a

minor contaminant (Scheme 3 and Fig. S13, ESI[†]). This suggests that under more forcing conditions, it could be possible to obtain even higher degrees of C–H insertion through the use of borylene **1**, although the instability of this borylene complex at higher temperatures may hamper such a reaction.

In summary, we find that the molybdenum borylene complex **1** is a powerful source of a borylene fragment, which facilitates a TM carbene-like intermolecular insertion of a borylene moiety into the C–H bonds of tungstenocene dihydride (**2**). Mono-, bis-, tris- and tetrakis-functionalization of **2** is observed under mild conditions, as well as the formation of small amounts of a pentaboryl complex, despite the presumed deactivating properties of the boryl groups now bound to the Cp ligands. These results suggest that transition metal borylene complexes could be used as potent “C–H borylenation” agents for organic molecules, an exciting prospect that is being explored in our research group.

The authors thank the Deutsche Forschungsgemeinschaft (DFG) for financial support of this work. S. L. thanks the China Scholarship Council for a doctoral scholarship.

Conflicts of interest

There are no conflicts to declare.

Notes and references

- (a) W. V. E. Doering, R. G. Buttery, R. G. Laughlin and N. Chaudhuri, *J. Am. Chem. Soc.*, 1956, **78**, 3224; (b) M. P. Doyle, R. Duffy, M. Ratnikov and L. Zhou, *Chem. Rev.*, 2010, **110**, 704.
- (a) J. March, *Advanced Organic Chemistry: Reactions, Mechanisms, and Structure*, Wiley-Interscience, New York, 6th edn, 2007; (b) H. Zollinger, *Diazo Chemistry II: Aliphatic, Inorganic and Organometallic Compounds*, Wiley-VCH, New York, 1995; (c) *Reactive Intermediate Chemistry*, ed. R. A. Moss, M. S. Platz and M. Jones Jr., Wiley-Interscience, New York, 2004.
- (a) M. P. Doyle, M. A. McKervey and T. Ye, *Modern Catalytic Methods for Organic Synthesis with Diazo Compounds*, Wiley, New York, 1998; (b) H. M. L. Davies and J. R. Manning, *Nature*, 2008, **451**, 417; (c) H. M. L. Davies and A. R. Dick, *Top. Curr. Chem.*, 2009, **292**, 303; (d) M. R. Fructos, M. Besora, A. A. C. Braga, M. M. Diaz-Requejo, F. Maseras and P. J. Peres, *Organometallics*, 2016, **36**, 172; (e) Y. Liu, Z. Liu, Z. Luo, J. Z. Zhang, L. Liu and F. Xia, *J. Phys. Chem. A*, 2016, **120**, 1925.
- (a) H. Braunschweig, R. D. Dewhurst and V. H. Gessner, *Chem. Soc. Rev.*, 2013, **42**, 3197; (b) H. Braunschweig, R. D. Dewhurst and A. Schneider, *Chem. Rev.*, 2010, **110**, 3924; (c) H. Braunschweig, C. Kollann and D. Rais, *Angew. Chem., Int. Ed.*, 2006, **45**, 5254; (d) H. Braunschweig, C. Kollann and U. Englert, *Angew. Chem., Int. Ed.*, 1998, **38**, 3179; (e) H. Braunschweig, Q. Ye and K. Radacki, *Chem. Commun.*, 2012, **48**, 2701; (f) D. Vidovic, G. Pierce and S. Aldridge, *Chem. Commun.*, 2009, 1157; (g) D. L. Coombs, S. Aldridge, A. Rossin, C. Jones and D. J. Willock, *Organometallics*, 2004, **23**, 2911.
- (a) H. Nöth and G. Schmid, *Angew. Chem., Int. Ed. Engl.*, 1963, **2**, 623; (b) R. T. Baker, J. C. Calabrese and S. A. Westcott, *J. Organomet. Chem.*, 1995, **498**, 109; (c) K. Burgess and M. Jaspars, *Organometallics*, 1993, **12**, 4197; (d) R. T. Baker, J. C. Calabrese, S. A. Westcott and T. B. Marder, *J. Am. Chem. Soc.*, 1995, **117**, 8777; (e) G. Schmid, *Angew. Chem., Int. Ed. Engl.*, 1970, **9**, 819; (f) S. Aldridge and D. L. Coombs, *Coord. Chem. Rev.*, 2004, **248**, 535; (g) J. T. Goettel and H. Braunschweig, *Coord. Chem. Rev.*, 2019, 184.
- (a) T. Ishiyama and N. Miyauro, *J. Organomet. Chem.*, 2003, **680**, 3; (b) I. A. I. Mkhald, D. N. Coventry, D. Albesa-Jove, A. S. Batsanov, J. A. K. Howard, R. N. Perutz and T. B. Marder, *Angew. Chem., Int. Ed.*, 2006, **45**, 489; (c) G. A. Chotana, M. A. Rak and M. R. Smith, *J. Am. Chem. Soc.*, 2005, **127**, 10539; (d) J. F. Hartwig, K. S. Cook,

- M. Hapke, C. D. Incarvito, Y. Fan, C. E. Webster and M. B. Hall, *J. Am. Chem. Soc.*, 2005, **127**, 2538; (e) D. N. Coventry, A. S. Batsanov, A. E. Goeta, J. A. K. Howard, T. B. Marder and R. N. Perutz, *Chem. Commun.*, 2005, 2172; (f) T. Ishiyama, Y. Nobuta, J. F. Hartwig and N. Miyaoura, *Chem. Commun.*, 2003, 2924; (g) J.-Y. Cho, M. K. Tse, D. Holmes, R. E. Maleczka and M. R. Smith, *Science*, 2002, **295**, 305; (h) H. Chen, *Science*, 2000, **287**, 1995.
- 7 (a) C. M. Crudden and D. Edwards, *Eur. J. Org. Chem.*, 2003, 4695; (b) T. Ishiyama and N. Miyaoura, *J. Organomet. Chem.*, 2000, **611**, 392; (c) T. B. Marder and N. C. Norman, *Top. Catal.*, 1998, **5**, 63; (d) I. Beletskaya and A. Pelter, *Tetrahedron*, 1997, **53**, 4957; (e) H. Wadepohl, *Angew. Chem., Int. Ed. Engl.*, 1997, **36**, 2441; (f) K. Burgess and M. J. Ohlmeyer, *Chem. Rev.*, 1991, **91**, 1179; (g) D. Männig and H. Nöth, *Angew. Chem., Int. Ed. Engl.*, 1985, **24**, 878.
- 8 T. Ishiyama, N. Matsuda, M. Murata, F. Ozawa, A. Suzuki and N. Miyaoura, *Organometallics*, 1996, **15**, 713.
- 9 (a) H. Braunschweig, M. Burzler, K. Radacki and F. Seeler, *Angew. Chem., Int. Ed.*, 2007, **46**, 8071; (b) J. Bauer, H. Braunschweig, A. Damme, J. O. C. Jimenez-Halla, T. Kramer, K. Radacki, R. Shang, E. Siedler and Q. Ye, *J. Am. Chem. Soc.*, 2013, **135**, 8726.
- 10 (a) H. Braunschweig, Q. Ye, A. Vargas, R. D. Dewhurst, K. Radacki and A. Damme, *Nat. Chem.*, 2012, **4**, 563; (b) H. Braunschweig, M. Colling, C. Kollann, H. G. Stammer and B. Neumann, *Angew. Chem., Int. Ed.*, 2001, **40**, 2359; (c) H. Braunschweig, M. Forster and K. Radacki, *Angew. Chem., Int. Ed.*, 2006, **45**, 2132; (d) H. Braunschweig, R. D. Dewhurst, F. Hupp, M. Nutz, K. Radacki, C. W. Tate, A. Vargas and Q. Ye, *Nature*, 2015, **522**, 327; (e) H. Braunschweig, I. Krummenacher, M.-A. Légaré, A. Matler, K. Radacki and Q. Ye, *J. Am. Chem. Soc.*, 2017, **139**, 1802.
- 11 (a) S. Aldridge, C. Jones, T. Gans-Wichler, A. Stasch, D. L. Kays, N. D. Coombs and D. J. Willock, *Angew. Chem., Int. Ed.*, 2006, **45**, 6118; (b) H. Braunschweig, Q. Ye, K. Radacki and A. Damme, *Angew. Chem., Int. Ed.*, 2012, **51**, 7839; (c) H. Braunschweig, T. Herbst, D. Rais and F. Seeler, *Angew. Chem., Int. Ed.*, 2005, **44**, 7461.
- 12 (a) H. Braunschweig, Q. Ye, A. Vargas, R. D. Dewhurst and K. Radacki, *J. Am. Chem. Soc.*, 2014, **136**, 9560; (b) H. Braunschweig, Q. Ye, K. Radacki and A. Damme, *Angew. Chem., Int. Ed.*, 2012, **51**, 7839.
- 13 H. Braunschweig, R. D. Dewhurst, T. Herbst and K. Radacki, *Angew. Chem., Int. Ed.*, 2008, **47**, 5978.
- 14 (a) M.-A. Légaré, C. Pranckevicius and H. Braunschweig, *Chem. Rev.*, 2019, **119**, 8231; (b) M.-A. Légaré, G. Bélanger-Chabot, R. D. Dewhurst, E. Welz, I. Krummenacher, B. Engels and H. Braunschweig, *Science*, 2018, **359**, 896; (c) M.-A. Légaré, M. Rang, G. Bélanger-Chabot, J. Schweizer, I. Krummenacher, R. Bertermann, M. C. Holthausen and H. Braunschweig, *Science*, 2019, **363**, 1329; (d) M. Soleilhavoup and G. Bertrand, *Angew. Chem., Int. Ed.*, 2017, **56**, 10282; (e) B. Pachaly and R. West, *Angew. Chem., Int. Ed. Engl.*, 1984, **23**, 454; W. J. Grigsby and P. P. Power, *J. Am. Chem. Soc.*, 1996, **118**, 7981; A. Meller, U. Seebold, W. Maringgele, M. Noltemeyer and G. M. Sheldrick, *J. Am. Chem. Soc.*, 1989, **111**, 8299; (f) P. Bissinger, H. Braunschweig, K. Kraft and T. Kupfer, *Angew. Chem., Int. Ed.*, 2011, **50**, 4704.
- 15 (a) Y. Wang and G. H. Robinson, *Inorg. Chem.*, 2011, **50**, 12326; (b) P. Bissinger, H. Braunschweig, A. Damme, R. D. Dewhurst, T. Kupfer, K. Radacki and K. Wagner, *J. Am. Chem. Soc.*, 2011, **133**, 19044; (c) M. Arrowsmith, J. Böhnke, H. Braunschweig, H. Gao, M.-A. Légaré, V. Paprocki and J. Seufert, *Chem. – Eur. J.*, 2017, **23**, 12210.
- 16 (a) J. F. Hartwig and S. R. De Gala, *J. Am. Chem. Soc.*, 1994, **116**, 3661; (b) J. F. Hartwig and X. He, *Organometallics*, 1996, **15**, 5350; (c) J. F. Hartwig and X. He, *Angew. Chem., Int. Ed. Engl.*, 1996, **35**, 315; (d) H. Braunschweig and C. Kollann, *Z. Naturforsch., B: J. Chem. Sci.*, 1999, **54**, 839; (e) H. Braunschweig and T. Wagner, *Chem. Ber.*, 1994, **127**, 1613; (f) X. Xu, Z. Sun, X. Zhang, L. Meng and X. Li, *Inorg. Chim. Acta*, 2019, **495**, 119018; (g) L. H. Doerrer, A. J. Graham, D. Haussinger and M. L. Green, *J. Chem. Soc., Dalton Trans.*, 2000, 813.
- 17 H. Braunschweig, M. Forster and K. Radacki, *Angew. Chem., Int. Ed.*, 2006, **45**, 2132.
- 18 (a) W. Ruf, T. Renk and W. Siebert, *Z. Naturforsch., B: Anorg. Chem., Org. Chem.*, 1976, **31**, 1028; (b) W. Ruf, M. Fuller and W. Siebert, *J. Organomet. Chem.*, 1974, **64**, C45; (c) T. Renk, W. Ruf and W. Siebert, *J. Organomet. Chem.*, 1976, **120**, 1; (d) B. Wrackmeyer, U. Dörfler and M. Herberhold, *Z. Naturforsch., B: J. Chem. Sci.*, 1993, **48**, 121.