



Cite this: *J. Mater. Chem. A*, 2024, 12, 13672

Advancing low-dimensional flexible energy devices for wearable technology

Tao Huang,^a Xu Yang,^a Jun Xiao,^{ab} Hong Gao,^{*b} Yong Wang,^{ID b} Hao Liu^{ID *a} and Guoxiu Wang^{ID *a}

Flexible batteries and supercapacitors have witnessed remarkable progress in recent years, making them integral to the field of wearable technology. These energy devices offer the unique ability to seamlessly conform to the wearer's movements, ensuring uninterrupted power supply for an array of smart devices. To meet the pressing demand for high-efficiency wearable batteries, it is crucial to explore various forms of flexibility and their impact on practical applications. This perspective critically examines the recent advancements in one-dimensional and two-dimensional flexible energy devices, emphasizing their pivotal roles in enabling wearable technology to reach their full potential. Lastly, the challenges and opportunities associated with these devices are discussed in detail, underscoring the paramount importance of low-dimensional flexible energy solutions in the ever-evolving landscape of wearable devices.

Received 3rd April 2024
Accepted 26th April 2024

DOI: 10.1039/d4ta02241f

rsc.li/materials-a

1 Introduction

Energy storage devices are indispensable components, and their design must cater to specific physical and chemical properties^{1–8} to meet diverse applications scenarios.^{9–14} Traditional power plants, like emerging wind power and solar power stations, demand energy storage devices with large capacity and

cost-effectiveness,^{15–22} while volume and weight are less critical.^{23–25} In contrast, portable electronic devices, such as smartphones and smartwatches, require high energy densities and compact volume, often at the expense of cost considerations.^{26–29} Electric vehicles occupy an intermediate position, considering a delicate balance between endurance mileage, limited physical dimensions, and the necessity for extra-large capacity, high-energy Density, and cost-effectiveness.^{30–36} The emergence of wearable technology has introduced a novel requirement for battery devices – flexibility.^{33,37–39} These devices need to be capable of bending, twisting and stretching to accommodate the dynamic nature of wearable applications.^{40–46} This necessitates the development of

^aSchool of Mathematical & Physical Sciences, Faculty of Science, University of Technology Sydney, NSW 2007, Australia. E-mail: Hao.Liu@uts.edu.au; Guoxiu.Wang@uts.edu.au

^bSchool of Environmental and Chemical Engineering, Shanghai University, Shanghai 200444, P. R. China. E-mail: hgao1122@shu.edu.cn



Tao Huang

Tao Huang is a doctoral student at the University of Technology Sydney. His doctoral research focuses on realizing flexible batteries from material to manufacturing process. He is not only proficient in making various batteries, but also good at applying batteries to various smart devices.



Hong Gao

Hong Gao is presently serving as an Associate Professor at Shanghai University. She completed her PhD in Material Science at the University of Wollongong, Australia, in 2018. Following her doctoral studies, she assumed the role of faculty postdoctoral fellow at Shanghai University before transitioning to the University of Technology Sydney as a Research Associate. Her research pursuits center on the synthesis and applications of advanced functional materials tailored for energy storage and conversion applications.

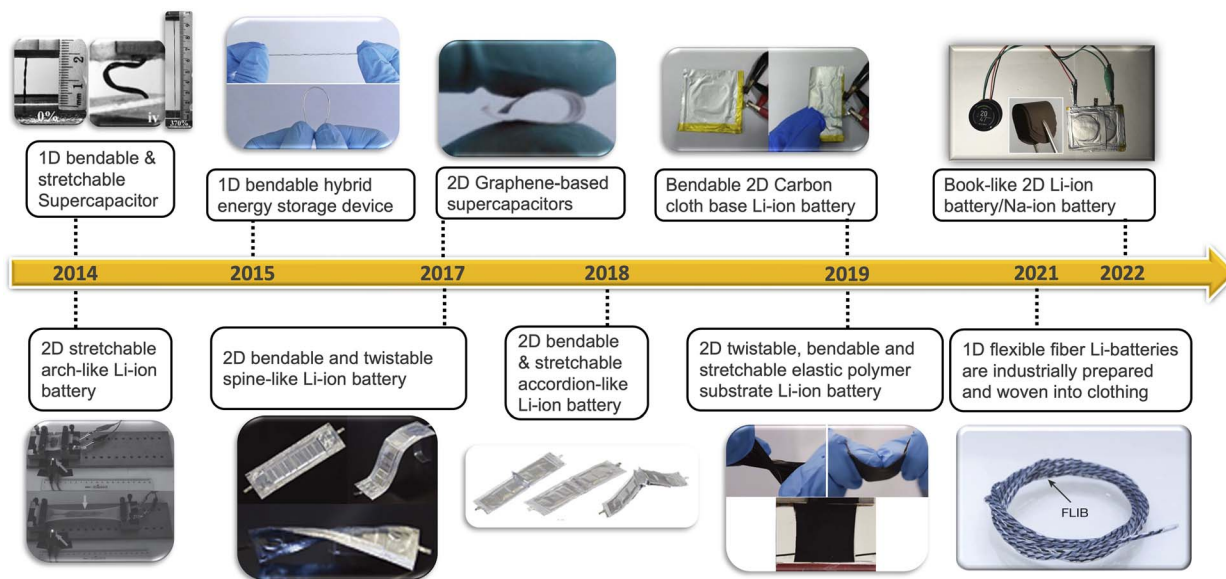


Fig. 1 Timeline of the development of typical flexible batteries/supercapacitors. Panels reproduced with permission from Copyright (Wiley), (Elsevier), (Springer Nature), (Royal Society of Chemistry).

low-dimensional structured flexible batteries and supercapacitors, tailored to varying timelines, battery dimensions, and device types (Fig. 1). Different wearable scenarios require different types of flexibility. For instance, when integrating flexible battery into soft robots, such as worm robots, stretchable batteries/supercapacitors are vital to accommodate the robots' deformations.^{47–49} In the case of a watch band (Fig. 2c), a great degree of bendability to conform to the wrist's shape while optimizing capacity and standby time.^{46,50–53} In addition, flexible energy devices can be designed into one-dimensional (1-D) rubber band^{44,54,55} or two-dimensional (2-D) films (Fig. 2a),^{56–59} both capable of stretching, bending and twisting (Fig. 2a and b).

These energy devices feature similar components to traditional energy storage systems. They consist of two electrodes, cathode and anode,^{60–62} sometimes with multiple cathodes and anodes connected in series or parallel inside the battery.⁶³ They serve as the source of energy storage.⁶⁴ In addition, a diaphragm or separator is crucial for separating electrodes and preventing internal short circuit.⁶⁵ The electrolyte within cell allows electrical current to flow between anode and cathode.⁶⁶ All the above substances are encapsulated in a case to insulate them from the outside environment. Flexible energy devices incorporate the same components, albeit in flexible state. To be specific, the flexible energy device is realized from bendable electrode,^{67–71} elastic electrolyte/diaphragm,^{72–76} as well as pliable packaging



Hao Liu

lithium-ion batteries, sodium-ion batteries, lithium-sulfur batteries, lithium-oxygen batteries, supercapacitors, and electrocatalysts.

Hao Liu is a Full Professor and ARC Future Fellow at University of Technology Sydney (UTS). He obtained his PhD degree from the University of Wollongong in 2011. He worked as a research associate at the University of Queensland and moved to the University of Technology Sydney as a Chancellor's postdoctoral research fellow. He is interested in the synthesis of nano-structured materials and their applications in the fields of



Guoxiu Wang

production. Professor Wang has published more than 650 refereed journal papers with an h-index of 144. His publications have attracted over 67000 citations. He has been recognized as a highly cited researcher in both Materials Science and Chemistry by Clarivate Analytics.

Guoxiu Wang is the director of the Centre for Clean Energy Technology and a distinguished professor at University of Technology Sydney (UTS), Australia. His research interests include lithium-ion batteries, lithium-air batteries, sodium-ion batteries, lithium-sulfur batteries, supercapacitors, hydrogen storage materials, fuel-cells, 2D materials such as graphene and MXene, and electrocatalysis for hydrogen

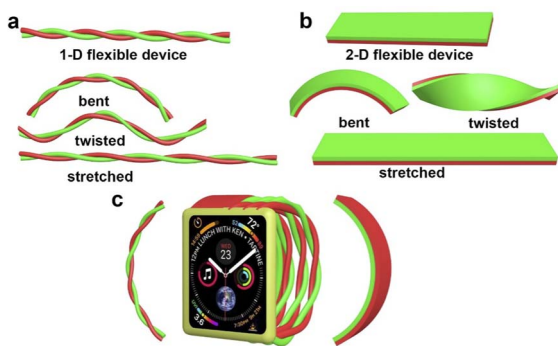


Fig. 2 Schematic diagram of supercapacitor and battery with different dimensions and flexibility. (a) A one-dimensional flexible energy storage device and corresponding three flexible states. (b) A two-dimensional flexible energy storage device and corresponding three flexible states. (c) A hypothetical one-dimensional or two-dimensional flexible energy device for smart watches.

material.^{77,78} Like the traditional energy storage systems, this type of flexible batteries/supercapacitors also can be applied to super capacitors, lithium-ion batteries, sodium-ion batteries, zinc-ion batteries,^{79–85} etc.

2 1-D flexible energy devices

A 1-D flexible energy storage string has emerged as a transformative technology. They can be wound around devices or seamlessly woven into clothing, providing a means to store and deliver electrical energy for various electronic applications. This innovation empowers individuals to power electronic devices while wearing smart clothes, ushering in a new era of wearable technology.⁸⁶ Like their traditional batteries' counterparts, 1-D flexible energy devices consist of electrodes, electrolyte, separator and packaging materials, among which electrode research is the main research object. Notably, Peng's group has made a lot of contributions to the research of 1-D flexible batteries/supercapacitors.^{7,44,45,87–92} They explored the fabrication of various 1-D flexible devices, including symmetric supercapacitors, asymmetric supercapacitors and lithium-ion batteries. These devices are further woven into wearable flexible batteries/supercapacitors.^{7,8} The remarkable progress made by Peng's research group has resulted in practical fiber batteries, several meters or even tens of meters in length. These extended fibers can be woven into fabrics, and they continue to function reliably after undergoing washing and enduring substantial pressing, and more importantly, these fiber batteries did not show any safety issues such as smoke, fire or explosion after these treatments.^{7,8}

Generally, the one-dimensional electrode comes in two primary forms. One is coaxial mode⁸⁷, in which an electrode is used as the axis, then gel electrolyte wraps on it, followed by a layer of coaxial tubular electrode further wraps on the outer layer as the opposite electrode. The outermost layer is the packaging material to form a coaxial one-dimensional flexible energy device. In the other mode, the two electrodes are wound

together,⁸⁸ in which the axes spiral each other. In this case, multiple electrodes can be wound to form a flexible 1-D hybrid energy device. Alternatively, one electrode remains stationary while the other electrode winds around it as the counter electrode.^{89,90} In this case, the axis of the non-rotating electrode is a straight line, while the counter electrode of axis forms a helix. The schematic representations of these three electrode combinations are depicted in Fig. 3a. All of these different combinations perform excellent flexibility, enabling them to be stretched, bent or twisted (Fig. 3b). These advancements in 1-D flexible energy devices are shaping the future of wearable technology and energy storage.

2.1 Stretchable property of one-dimensional flexible batteries/supercapacitors

1-D energy devices are naturally inclined to bending and distortion, while achieving stretchability poses a significant challenge. In the case of 1-D electrode, resilience is an essential character. Dai's group⁹¹ reported a stretchable 1-D flexible capacitor. The flexible capacitor consists of two identical electrodes, forming a symmetric supercapacitor, and the electrolyte/diaphragm is composed of polyvinyl alcohol and phosphoric acid hydrogel, which also act as packaging materials. Two carbon nanotube (CNT) electrodes are twisted together to form a 1-D supercapacitor. The excellent tensile property of the capacitor guarantees a stable electrochemical performance (a capacity of 30.7 F g^{-1}) even after experiencing a 200% stretch. This kind of flexible energy device can be woven into two-dimensional flexible fabrics, which can be made into clothing, effectively serving as an energy-storing textile. However, when creating clothing from these materials, it's imperative to consider the biocompatibility between the fabric and the wearer's skin. A high level of biocompatibility is essential to protect the wearer's skin or body from potential inflammation and provide a comfortable wearing experience. At present, biocompatibility research mainly focuses on natural materials and non-biototoxicity, aiming to ensure the safety and comfort of users in wearable energy storage clothing.

2.2 Bendable and twistable properties of one-dimensional flexible batteries/supercapacitors

Bending aligns with a natural characteristic of 1-D flexible devices, where the ability to bend makes warp formation feasible. An impressive example in this realm was presented by Peng's group.⁹³ They reported a bendable 1-D hybrid lithium-ion battery, in which three different 1-D electrodes (lithium titanate, lithium manganate, and carbon) were twisted together (Fig. 3c). The hybrid fiber battery achieved a high energy density of 50 mW h cm^{-3} or 90 W h kg^{-1} and a power density of 1 W cm^{-3} or 5970 W kg^{-1} . Accordingly, they also prepared a 1-D hybrid lithium-ion supercapacitor device, featuring lithium manganate and carbon electrodes. In comparison to 2-D electrodes, the 1-D multi-electrodes can be easily combined together. While the three 2-D electrodes need a lamination design, implying only two electrodes can close to each other. The flexible energy storage device offers an array of possibilities,



Fig. 3 Various types of one-dimensional electrodes. (a) Schematic diagram of three different types of one-dimensional electrodes assembled into a one-dimensional device. (b) Bending and stretching photos of one-dimensional flexible batteries/supercapacitors, in which the distortion of flexible devices can be attributed to bending. (c) A hybrid flexible energy storage device composed of three different types of electrodes, two of which can be composed of a supercapacitor and two of which can be composed of a lithium-ion battery, in which high power density and high energy density can be achieved through different internal and external connections. Panels reproduced with permission from (b) Chen *et al.*⁹¹ (Wiley) and (c) Zhang *et al.*⁹³ (Wiley).

as it can be bent and twisted into various configurations, making it highly adaptable to different application scenarios. The ease of integration and manipulation further emphasizes the potential of one-dimensional flexible energy devices for a wide range of practical applications. At present, the Peng group has successfully prepared 1D fiber batteries on a large scale using industrial equipment, and successfully woven this 1D fiber battery into cloth, achieving a huge upgrade from laboratory samples to industrial products.^{7,8} They creatively used metal wires as current collectors, effectively reducing the internal resistance of fiber batteries at ultra-long lengths, making it possible to industrially prepare and apply such batteries.

3 2-D flexible batteries/supercapacitors

2-D flat batteries represent one of the most prevalent forms of energy storage devices in use today.⁹⁴ Generally, a 2-D flat energy storage device inherits a certain angle of bendability and torsion under a certain thickness, although stretching remains unattainable.^{95–98} In reality, due to requirement of a certain volume energy density, the device is endowed with a limited length and width, resulting in a prescribed thickness. In order

to meet the specific flexible energy storage systems, innovation is essential, whether through novel materials or advanced manufacturing processes. 2-D flexible devices necessitate compatible 2-D flexible electrodes, electrolyte/diaphragm, and packaging materials. Moreover, a 2-D electrode must exhibit stretchability, torsional flexibility, and bending capabilities. The pursuit of such innovative 2-D flexible energy devices has the potential to usher in a new era of versatile and adaptable energy storage solutions, pushing the boundaries of what is achievable in practical applications.

3.1 Stretchable properties of 2-D flexible batteries/supercapacitors

Innovative manufacturing processes have paved the way for the development of highly elastic electrode substrate materials, enabling the realization of stretchable property in two-dimensional flexible batteries and supercapacitors. Yang's team⁹⁹ designed a stretchable accordion-like battery as show in Fig. 4a. The intelligent design separates the energy storage part from the stretchable part, achieving both high energy density and stretchability simultaneously.

The as-prepared stretchable lithium-ion battery employed lithium cobalt oxide as the electrochemically active material and aluminum foil as the current collector in the cathode,



Fig. 4 Different stretchability of flexible batteries and their electrical properties. (a) Diagram of the structure of flexible accordion-like battery and corresponding charge and discharge curves of the battery in different states.⁹⁹ (b) Schematic diagram, overall picture and scanning electron microscope image of arch electrode structure, and corresponding charge and discharge curves of the battery in different states.⁹² (c) Schematic drawings and century photos of high elastic substrates with silver layers under normal and stretched conditions and their AC impedance curves.⁴¹ Panels reproduced with permission from (a) (Elsevier), (b) and (c) (Wiley).

graphite and copper foil collector in the anode. The cathode and anode were wound together with the diaphragm to form a coil. At the joint of the coil, a conductive material is made into an accordion shape, allowing the entire battery to stretch.

The electrodes can also be molded into a certain shape to facilitate stretchability. For instance, Peng and his team⁹² created arch-shaped electrodes (Fig. 4b). These electrodes comprise lithium manganese with carbon nanotubes and a highly elastic substrate as cathode, and lithium titanate with carbon nanotubes and the same elastic substrate as anode. The as-prepared cell can be stretched up to 400% without any electrochemical performance loss. Under the 400% stretch state, the battery could deliver a capacity of about 100 mA h g⁻¹. Another innovative approach involves the combination of elastic substrate and current collector. Niederberger's group⁴¹ laid a layer of conductive silver nanosheets on a highly elastic substrate (Fig. 4c). During stretching and retracting process, the silver nanosheets could connect to each other all the time, guaranteeing a stable electrical conductivity, thus a stretchable current collector. A high elastic and stretchable electrode can be formed by laying the active materials on the stretchable current collector. The silver nanosheets attached elastic substrate can be stretched to 100% with a low sheet resistance of about 2.7 Ω □⁻¹.

In addition to these methods, active materials combined with graphene or carbon nanotubes offer a route to self-flexible electrodes. Such electrodes without current collector can be bent or twisted like paper. Ahn's group comprehensively explored the application of graphene-based active materials in flexible batteries, covering various types of graphene,¹⁰⁰

including CVD-graphene, graphene flake, GO, rGO and graphene-based hybrid materials. In terms of carbon nanotube-based composite, Wei's group¹⁰¹ reported a stretchable composite electrode of carbon nanotube and lithium manganese (LMO) and applied in lithium-ion batteries. The as-prepared cell could achieve 100% stretchability and maintain electrochemical properties simultaneously.

3.2 Foldable properties of 2-D flexible batteries/supercapacitors

The foldable properties of two-dimensional flexible batteries and supercapacitors are harnessed through the use of polymer materials known for their flexibility. For instance, the polymer materials can be applied as the substrate to support the active material, and in some cases, they can also act as both flexible substrate and electrochemical active material. Schubert's group¹⁰² has systematically introduced and summarized the application of various polymer materials in flexible batteries. For example, polypyrroles (PPY), polythiophene (PT), poly(ethylenedioxythiophene) (PEDOT), and other alkoxy-substituted polythiophene have been applied in various flexible batteries/supercapacitors due to their exceptional REDOX activities. While, these polymer materials have relatively low specific capacity (<100 mA h g⁻¹), they eliminate the need for binders as electrodes, resulting in a slight overall specific capacity increase. The elimination of an additional flexible substrate further enhances the overall specific capacity of flexible electrodes. As a flexible and cost-effective substrate, carbon cloth with is commonly used for flexible electrode substrates. Wu's group¹⁰³ adopted carbon cloth and thermoplastic polyurethane (TPU) as conductive and flexible substrate to load the 3,4,9,10-perylenetetracarboxylic diimide (PDI) active material (Fig. 5a). This innovative approach resulted in the creation of a foldable electrode with a specific capacity of about 120 mA h g⁻¹. Such foldable electrodes have been successfully applied in flexible lithium-ion battery, showcasing their ability to power LED light perfectly when bent at 180°. These developments highlight the promising potential of foldable two-dimensional flexible batteries and supercapacitors for a wide range of applications.

As mentioned earlier, the graphene demonstrates its versatility by forming composites with various materials, especially 2-D REDOX active materials, to create flexible electrodes. In 2017, Feng's group¹⁰⁴ made an exciting advancement by combining graphene with vanadium pentoxide (V₂O₅) nanobelt to prepare flexible electrodes for symmetric supercapacitors (Fig. 5b). The electrode was not limited to supercapacitors and could also function as a cathode in lithium-ion batteries. Both graphene and V₂O₅ exhibit 2-D sheet-like characteristics, and V₂O₅ readily attached on the surface of graphene layers, forming a 2-D flat and self-supporting electrode.

In addition to using flexible materials, innovative preparation methods can also make electrodes bendable and flexible. For example, in 2022, Wang's group simulated the bendable properties of books and produced book-like bendable flexible electrodes, which were successfully used in flexible lithium-ion batteries and



Fig. 5 Diagram and electrochemical performance of different flexible batteries/supercapacitors that can be bent or twisted. (a) Schematic diagram of an electrode with carbon cloth loaded active materials.¹⁰³ (b) Synthesis process of graphene oxide loaded vanadium pentoxide flexible electrode.¹⁰⁴ (c) A fabrication process of spine-like flexible electrode.¹⁰⁶ (d) Schematic diagram of book-like flexible electrode preparation and (f) cycling performances.¹⁰⁵ (e and g) Charge-discharge curves and cycling performances of a spine-like battery in different flexible states.¹⁰⁶ Panels reproduced with permission from (a) (Elsevier), (b), (c), (e) and (g) (Wiley) (d) and (f) (Royal Society of Chemistry).

sodium-ion batteries. Capacities of $5.88 \text{ mA h cm}^{-2}$ and $5.24 \text{ mA h cm}^{-2}$ were obtained in lithium-ion batteries and sodium-ion batteries. And the battery is used in smart insoles, flexible LED arrays and Android smart watches.¹⁰⁵

3.3 Twistable property of 2-D flexible batteries/supercapacitors

In general, while stretchable energy devices can typically be twisted, it's important to note that not all twistable energy devices are necessarily stretchable. Highly elastic materials, such as polymers, are frequently used in flexible batteries and their electrodes. However, these materials have lower power and energy density compared to traditional metal foil substrates. Innovation in the electrodes manufacturing process is an effective way solve the above issue. In terms of torsional electrodes, Yang's group¹⁰⁶ introduced a spine-like cell design with multiple sections and small intervals between them (Fig. 5c). When applied in lithium-ion batteries, the conventional lithium cobaltate (LCO) as cathode with aluminum foil as current

collector and graphite as anode with copper foil as current collector. The as-prepared battery could maintain excellent capacity even when subjected to bending and twisting (Fig. 5d). Notably, innovations in electrode and cell manufacturing processes hold great potential for practical implementation in flexible battery production by battery manufacturers.

4 Flexible electrolyte & diaphragm

Except electrodes, suitable electrolyte and diaphragm are critical components in the development of flexible batteries/supercapacitors. Gel electrolytes are commonly used in flexible energy devices, serving as both electrolyte and diaphragm.¹⁰⁷ Zhi's group¹⁰⁸ prepared a super stretchable gel electrolyte using sodium polyacrylate and cellulose. The gel electrolyte can be stretched as large as 800% in a 2-D cell and 500% in a 1-D fiber cell. Kyu's group¹⁰⁹ explored a polymer electrolyte with poly(ethylene oxide) (PEO), succinonitrile (SCN) (solid plasticizer) gels, and bis(trifluoromethane)sulfonimide (LiTFSI) as conductive salt (Fig. 6a and b). This polymer electrolyte with excellent ionic conductivity and certain stretchability was subsequently applied in the flexible lithium-ion battery by Peng's group (Fig. 6c).⁹² Niederberger's group dispersed LiTFSI in polyacrylamide hydrogel and applied as both diaphragm and electrolyte.⁴¹ Specifically, acrylamide monomer and ammonium persulfate were dissolved in water initially, and then obtained the polyacrylamide hydrogel *via* a polymerization process. After that a high concentration of LiTFSI aqueous solution was added and comprehensively stirred to prepare the flexible gel electrolyte. The as-prepared gel electrolyte inherits wide working voltage window, high elasticity and high ionic conductivity, as shown in Fig. 6d and e.

The resulting flexible dual-ion cell could be folded freely. Additionally, cells utilizing the gel electrolyte, often referred to as solid-state batteries, are safer than their liquid electrolyte counterparts due to the gel's high operating voltage and temperature. In addition to conventional energy devices, gel electrolytes find utility in flexible dual-ion batteries. These environment ally friendly and cost-effective devices have high voltage and show promise in the realm of flexible energy devices. In 2018, a dual-ion gel electrolyte (Fig. 6f–h) was prepared by copolymerizing poly(vinylidene fluoride-hexafluoro propylene)(PVDF) with poly(ethylene oxide)(PEO) and then incorporating graphene oxide(GO).^{110–113} The electrolyte featured an abundance of 3D channels, facilitating the rapid movement of conductive ions. The resulting flexible dual-ion cell could be folded arbitrarily. Moreover, cells made with the gel electrolyte, also known as solid state batteries, are safer than their liquid electrolyte counterparts due to the relatively high operating voltage and high operating temperature of the gel electrolyte.

5 Flexible packaging materials

A flexible packaging is essential for isolating the interior components of a battery or capacitor from the surrounding environment. In certain prototype energy storage devices, gel electrolyte can even play the role of packaging material. For

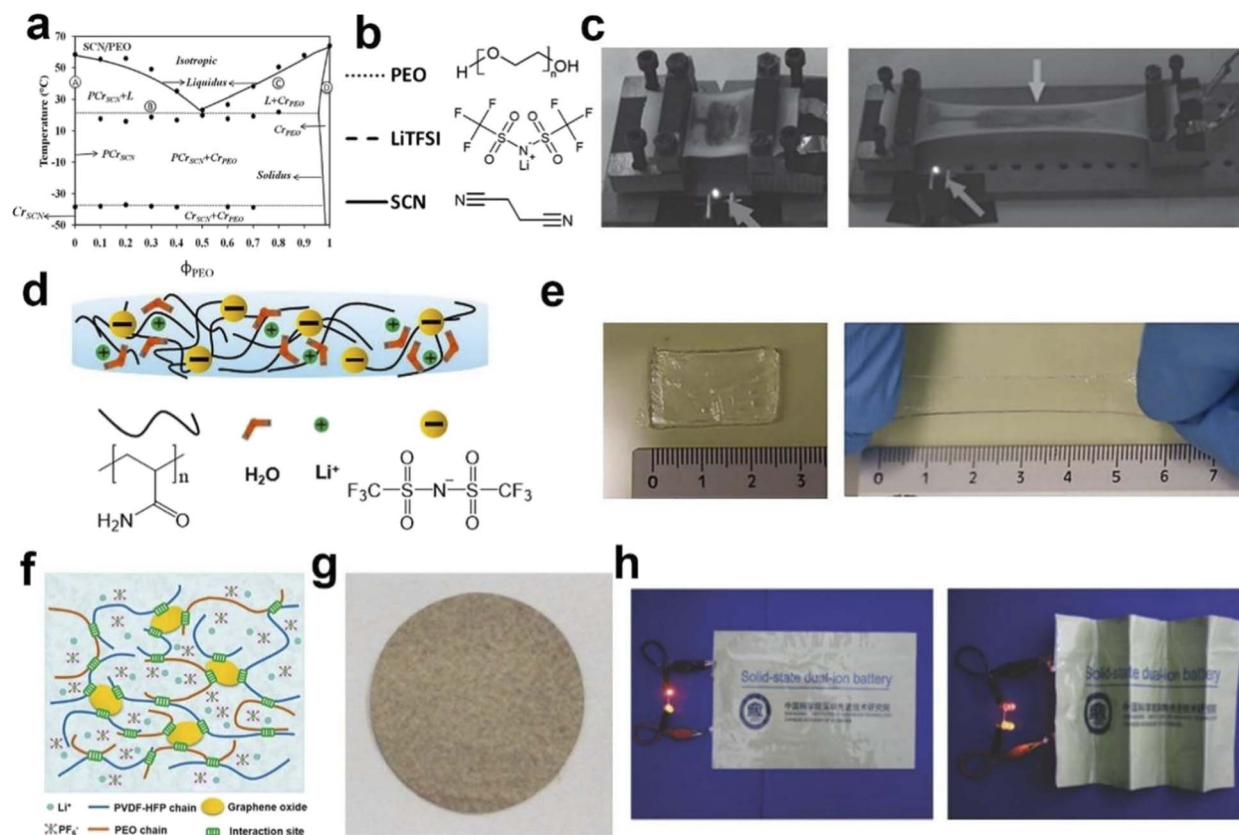


Fig. 6 Schematic diagram of various flexible electrolytes. (a) Binary phase diagram of the PEO/SCN mixture, and (b) chemical structures of the LiTFSI electrolyte.¹⁰⁹ (c) The gel electrolyte was applied to the stretchable lithium ion battery, and the battery photos before and after the stretching.⁹² (d) Schematic illustration of the design concept of PAM-WiS gel electrolyte, and (e) photos of the unstretched and stretched electrolyte.⁴¹ (f) Schematic of the 3D porous polymer network, and (g) optical photographs of the dual-ion gel electrolyte, and (h) the electrolyte is applied to a bendable dual-ion battery, and the battery photos before and after bending.¹¹⁰ Panels reproduced with permission from (a) and (b) (ACS Publications), (c)–(h) (Wiley).

instance, some 1-D flexible energy devices lack traditional packaging and consist only electrodes and gel electrolyte.⁸⁷ Some traditional materials, such as aluminum plastic film, are often used as packaging materials for the lithium-ion battery. The aluminum plastic film is composed of two layers of polymers and an aluminum foil in between, which can be bent and twisted. Through the above-mentioned new techniques, such as accordion-like and spine-like production processes, the aluminum-plastic film can also inherit the stretchable property. Other flexible polymers, such as polystyrene, polydimethylsiloxane (PDMS), and silicone rubber, are suitable choices for packaging. In flexible energy devices, packaging materials not only serve the purpose of environmental isolation but must also possess flexibility. Therefore, many packaging materials with the above-mentioned characteristics have potential to be applied in soft energy devices.

6 Conclusions and outlooks

In this perspective, we systematically overview the 1-D and 2-D forms flexible energy devices, taking into account various types of flexibility, including bending, twisting and stretching. We also delve into the essential components of these devices, including

flexible electrodes, electrolyte/diaphragm and packaging materials. A comparative analysis of typical flexible batteries/supercapacitors are summarized in Table 1, highlighting their electrode characteristics, electrolytes, diaphragms, packaging materials, flexibility types, and bending performance.

Generally, the flexible electrodes with elastic substrates or special flexible nodes behave a lower energy density compared with non-flexible counterparts. Traditional metal foil can only be bent or distorted to a certain extent; thus, a high-elastic substrate is critical to obtain a flexible electrode that can be bent, twisted and stretched.

Compared to traditional liquid electrolytes and polymer membranes (e.g., PE, PP), the gel electrolyte is more widely used in flexible batteries/supercapacitors due to its natural flexible and ionic conductive properties. After dissolving salts, the gel electrolyte has the ionic conductivity as an electrolyte, and separates electrodes as a diaphragm. The packaging material is required to separate the inside of the device from the outside environment. In flexible energy devices, it must be endowed with flexibility as well.

Despite some significant progress made in flexible energy storage devices, there are still many challenges need to be overcome. Thus, the current challenges and prospective research focus in this field are summarized as follows:

Table 1 A summary of electrode, electrolyte/diaphragm, packaging materials, flexible type and bending performance of typical flexible batteries/supercapacitors

Type of device	Flexible type	Performance	Electrode materials	Electrolyte/diaphragm materials	Packaging materials	Ref.
1D Supercapacitor Hybrid of lithium-ion battery and supercapacitor	Stretched, bent	Maximum 370% >180°	CNT CNT, carbon, Li ₄ Ti ₅ O ₁₂ , LiMn ₂ O ₄	PVA/H ₃ PO ₄ /water hydrogel LiTFSI/SCN/PEO gel electrolyte	None None	91
	Bent					93
2D Li-ion battery	Stretchable, bent	Maximum 22% stretching, 180° bent Maximum 400%	LCO, graphite, metal foil	LiPF ₆ in ethylene carbonate/diethyl carbonate, celgard separators LiTFSI/SCN/PEO gel electrolyte	Aluminized pouch bags PDMS film	99
	Stretchable					92
Li-ion battery	Stretchable	Maximum 300%	LTO, LMO, CNT, elastic substrate	Polyacrylamide/water-in-salt hydrogel electrolyte	PDMS film, epoxy glue	41
Li-ion battery	Stretchable	Maximum 300%	LiMn ₂ O ₄ , V ₂ O ₅ , silver coated elastic substrate			
Li-ion battery	Bent	180°	PDI, TPU, carbon cloth	LiPF ₆ in ethylene carbonate/diethyl carbonate, celgard separators	Aluminized pouch bags	103
Supercapacitor	Bent	180°	Graphene, V ₂ O ₅	LiPF ₆ in ethylene carbonate/diethyl carbonate, celgard separators	Aluminized pouch/ bags	104
Li-ion battery & Na-ion battery	Bent	180°	CNT, PTCDI	Commercial electrolyte	Aluminized pouch bags	105
Li-ion battery	Bent, twisted	About 180° bent, about 60° twist	LiCoO ₂ , graphite, metal foil	LiPF ₆ in ethylene carbonate/diethyl carbonate, celgard separators	Aluminized pouch bags	106

The issue of reduced electrochemical performance after deformation is a critical concern. Adding conductive carbon materials into substrates or using conductive polymers are effective way to alleviate the performance loss of the distorted electrode. While the low density of polymers and carbon materials would reduce the power and energy density. Novel electrode fabrication processes, such as adding flexible nodes to the electrodes, could realize an improved volumetric power and energy densities compared to soft substrates. However, the conventional materials and current collectors tend to be unstretchable more or less, making it crucial to simultaneously enhance the power density, energy density and flexibility in electrodes for future research.

Similar to the elastic substrate, the gel electrolyte also behaves a low density. At present, the gel electrolyte displays the thickness of few hundred microns to a millimeter, which greatly affects the device volume energy density and power density. However, reducing the thickness of gel electrolyte may risk internal short circuit, especially in stretched state. Therefore, the development of ultra-thin and flexible solid-state electrolytes emerges as a promising avenue for future research.

Moreover, attention to flexible packaging material is also essential. Because the flexible packages are typically composed of polymers, research efforts in producing ultra-thin polymer materials hold promise in this field.

Conflicts of interest

There are no conflicts to declare.

Acknowledgements

HL thanks the financial support from Australian Research Council (FT180100705). HG acknowledges the support from the Science and Technology Commission of Shanghai Municipality (22010500400) and “Shanghai Pujiang Program” (23PJ1402800), “Joint International Laboratory on Environmental and Energy Frontier Materials” and “Innovation Research Team of High-Level Local Universities in Shanghai” at Shanghai University.

References

- 1 Y. Zhang, J. Riexinger, X. Yang, E. Mikhailova, Y. Jin, L. Zhou and H. Bayley, *Nature*, 2023, **620**, 1001–1006.
- 2 T. P. Nguyen, A. D. Easley, N. Kang, S. Khan, S.-M. Lim, Y. H. Rezenom, S. Wang, D. K. Tran, J. Fan and R. A. Letteri, *Nature*, 2021, **593**, 61–66.
- 3 Y.-H. Chu, *Science*, 2021, **374**, 33–34.
- 4 P. R. Kidambi, P. Chaturvedi and N. K. Moehring, *Science*, 2021, **374**, eabd7687.
- 5 C. A. Aubin, S. Choudhury, R. Jerch, L. A. Archer, J. H. Pikul and R. F. Shepherd, *Nature*, 2019, **571**, 51–57.
- 6 K. Kleiner, *Nature*, 2006, **441**, 1046–1047.
- 7 M. Liao, C. Wang, Y. Hong, Y. Zhang, X. Cheng, H. Sun, X. Huang, L. Ye, J. Wu, X. Shi, X. Kang, X. Zhou, J. Wang, P. Li, X. Sun, P. Chen, B. Wang, Y. Wang, Y. Xia, Y. Cheng and H. Peng, *Nat. Nanotechnol.*, 2022, **17**, 372–377.

- 8 J. He, C. Lu, H. Jiang, F. Han, X. Shi, J. Wu, L. Wang, T. Chen, J. Wang and Y. Zhang, *Nature*, 2021, **597**, 57–63.
- 9 P. P. Lopes and V. R. Stamenkovic, *Science*, 2020, **369**, 923–924.
- 10 C. Zhao, Q. Wang, Z. Yao, J. Wang, B. Sánchez-Lengeling, F. Ding, X. Qi, Y. Lu, X. Bai and B. Li, *Science*, 2020, **370**, 708–711.
- 11 C. S. Ioakimidis, A. Murillo-Marrodán, A. Bagheri, D. Thomas and K. N. Genikomsakis, *Sustainability*, 2019, **11**, 2527.
- 12 L. Held, H. Krämer, M. Zimmerlin, M. R. Suriyah, T. Leibfried, L. Ratajczak, S. Lossau and M. Konermann, *53rd International Universities Power Engineering Conference (UPEC)*, IEEE, 2018, pp. 1–6.
- 13 Y. Jiang, L. Kang and Y. Liu, *Energy*, 2020, **206**, 118093.
- 14 H. Sun, Y. Zhang, J. Zhang, X. Sun and H. Peng, *Nat. Rev. Mater.*, 2017, **2**, 17023.
- 15 W. Sun, F. Wang, B. Zhang, M. Zhang, V. Küpers, X. Ji, C. Theile, P. Bieker, K. Xu and C. Wang, *Science*, 2021, **371**, 46–51.
- 16 Z. Peng, S. A. Freunberger, Y. Chen and P. G. Bruce, *Science*, 2012, **337**, 563–566.
- 17 T. Janoschka, N. Martin, U. Martin, C. Friebe, S. Morgenstern, H. Hiller, M. D. Hager and U. S. Schubert, *Nature*, 2015, **527**, 78–81.
- 18 X. Chi, M. Li, J. Di, P. Bai, L. Song, X. Wang, F. Li, S. Liang, J. Xu and J. Yu, *Nature*, 2021, **592**, 551–557.
- 19 H. Gao, J. Li, F. Zhang, C. Li, J. Xiao, X. Nie, G. Zhang, Y. Xiao, D. Zhang, X. Guo, Y. Wang, Y.-M. Kang, G. Wang and H. Liu, *Adv. Energy Mater.*, 2024, **14**, 2304529.
- 20 J. Chen, G. Zhang, J. Xiao, J. Li, Y. Xiao, D. Zhang, H. Gao, X. Guo, G. Wang and H. Liu, *Adv. Funct. Mater.*, 2024, **34**, 2307959.
- 21 X.-M. Lu, Y. Cao, Y. Sun, H. Wang, W. Sun, Y. Xu, Y. Wu, C. Yang and Y. Wang, *Angew. Chem., Int. Ed.*, 2024, **63**, e202320259.
- 22 H. Liu, X. Liu, W. Li, X. Guo, Y. Wang, G. Wang and D. Zhao, *Adv. Energy Mater.*, 2017, **7**, 1700283.
- 23 Z. Li, R. Sun, Z. Qin, X. Liu, C. Wang, S. Lu, Y. Zhang and H. Fan, *Mater. Chem. Front.*, 2021, **5**, 7540–7547.
- 24 X. Guo, H. Gao, S. Wang, G. Yang, X. Zhang, J. Zhang, H. Liu and G. Wang, *Nano Lett.*, 2022, **22**, 1225–1232.
- 25 O. S. Burheim, *Engineering Energy Storage*, Academic press, 2017.
- 26 M. Wang, W. Yao, P. Zou, S. Hu, H. Zhu, K. Liu and C. Yang, *J. Power Sources*, 2021, **490**, 229527.
- 27 C. Xia, C. Kwok and L. Nazar, *Science*, 2018, **361**, 777–781.
- 28 X. Xiao, X. Xiao, Y. Zhou, X. Zhao, G. Chen, Z. Liu, Z. Wang, C. Lu, M. Hu and A. Nashalian, *Sci. Adv.*, 2021, **7**, eabl3742.
- 29 B. Kang and G. Ceder, *Nature*, 2009, **458**, 190–193.
- 30 S. Ovshinsky, M. Fetcenko and J. Ross, *Science*, 1993, **260**, 176–181.
- 31 J. F. Parker, C. N. Chervin, I. R. Pala, M. Machler, M. F. Burz, J. W. Long and D. R. Rolison, *Science*, 2017, **356**, 415–418.
- 32 X. Zhou, Q. Liu, C. Jiang, B. Ji, X. Ji, Y. Tang and H. M. Cheng, *Angew. Chem., Int. Ed.*, 2020, **59**, 3802–3832.
- 33 Y. Lan, W. Yao, X. He, T. Song and Y. Tang, *Angew. Chem., Int. Ed.*, 2020, **59**, 9255–9262.
- 34 S. J. Gerssen-Gondelach and A. P. Faaij, *J. Power Sources*, 2012, **212**, 111–129.
- 35 B. Nykvist and M. Nilsson, *Nat. Clim. Change*, 2015, **5**, 329–332.
- 36 S. Eaves and J. Eaves, *J. Power Sources*, 2004, **130**, 208–212.
- 37 L. Manjakkal, L. Yin, A. Nathan, J. Wang and R. Dahiya, *Adv. Mater.*, 2021, 2100899.
- 38 Z. Wu, Y. Wang, X. Liu, C. Lv, Y. Li, D. Wei and Z. Liu, *Adv. Mater.*, 2019, **31**, 1800716.
- 39 C. Wang, T. He, J. Cheng, Q. Guan and B. Wang, *Adv. Funct. Mater.*, 2020, **30**, 2004430.
- 40 D. G. Mackanic, M. Kao and Z. Bao, *Adv. Energy Mater.*, 2020, **10**, 2001424.
- 41 X. Chen, H. Huang, L. Pan, T. Liu and M. Niederberger, *Adv. Mater.*, 2019, **31**, 1904648.
- 42 Y. Ma, Y. Zhang, S. Cai, Z. Han, X. Liu, F. Wang, Y. Cao, Z. Wang, H. Li and Y. Chen, *Adv. Mater.*, 2020, **32**, 1902062.
- 43 D. Wang, H. Li, Z. Liu, Z. Tang, G. Liang, F. Mo, Q. Yang, L. Ma and C. Zhi, *Small*, 2018, **14**, 1803978.
- 44 L. Wang, Y. Zhang, J. Pan and H. Peng, *J. Mater. Chem. A*, 2016, **4**, 13419–13424.
- 45 Y. Zhang, Y. Zhao, J. Ren, W. Weng and H. Peng, *Adv. Mater.*, 2016, **28**, 4524–4531.
- 46 A. Chen, X. Guo, S. Yang, G. Liang, Q. Li, Z. Chen, Z. Huang, Q. Yang, C. Han and C. Zhi, *Energy Environ. Sci.*, 2021, **14**, 3599–3608.
- 47 N. Lu and D.-H. Kim, *Soft Robot.*, 2014, **1**, 53–62.
- 48 Y. Li, H. Yang, T. Zhang, S. Li, S. Li, S. He, T. Chen, J. Y. Lee, Y. Zhao and P. Y. Chen, *Adv. Energy Mater.*, 2021, **11**, 2101862.
- 49 Y. Lee, W. Song and J.-Y. Sun, *Mater. Today Phys.*, 2020, **15**, 100258.
- 50 J. Chen, K. Zou, P. Ding, J. Deng, C. Zha, Y. Hu, X. Zhao, J. Wu, J. Fan and Y. Li, *Adv. Mater.*, 2019, **31**, 1805484.
- 51 J. Chang, Q. Huang, Y. Gao and Z. Zheng, *Adv. Mater.*, 2021, **33**, 2004419.
- 52 J. Q. Zhu, Y. L. Ban, Y. Zhang, Z. Yan, R. M. Xu and C. C. Mi, *IET Power Electron.*, 2020, **13**, 3428–3434.
- 53 R. Xiao, G. Laput and C. Harrison, *Proceedings of the SIGCHI Conference on Human Factors in Computing Systems*, 2014, pp. 193–196.
- 54 C. Song, Y. Li, H. Li, T. He, Q. Guan, J. Yang, X. Li, J. Cheng and B. Wang, *Nano Energy*, 2019, **60**, 285–293.
- 55 P. Man, B. He, Q. Zhang, Z. Zhou, C. Li, Q. Li, L. Wei and Y. Yao, *J. Mater. Chem. A*, 2019, **7**, 27217–27224.
- 56 X. Guo, S. Zheng, G. Zhang, X. Xiao, X. Li, Y. Xu, H. Xue and H. Pang, *Energy Storage Mater.*, 2017, **9**, 150–169.
- 57 P. Xiong, L. Peng, D. Chen, Y. Zhao, X. Wang and G. Yu, *Nano Energy*, 2015, **12**, 816–823.
- 58 J.-Z. Wang, S.-L. Chou, J. Chen, S.-Y. Chew, G.-X. Wang, K. Konstantinov, J. Wu, S.-X. Dou and H. K. Liu, *Electrochem. Commun.*, 2008, **10**, 1781–1784.
- 59 L. Jabbour, C. Gerbaldi, D. Chaussy, E. Zeno, S. Bodoardo and D. Beneventi, *J. Mater. Chem.*, 2010, **20**, 7344–7347.
- 60 W. Cao and J. Zheng, *J. Electrochem. Soc.*, 2013, **160**, A1572.
- 61 M. Asadi, B. Sayahpour, P. Abbasi, A. T. Ngo, K. Karis, J. R. Jokisaari, C. Liu, B. Narayanan, M. Gerard and P. Yasaei, *Nature*, 2018, **555**, 502–506.

- 62 P. Srimuk, F. Kaasik, B. Krüner, A. Tolosa, S. Fleischmann, N. Jäckel, M. C. Tekeli, M. Aslan, M. E. Suss and V. Presser, *J. Mater. Chem. A*, 2016, **4**, 18265–18271.
- 63 R. Boddula, R. Pothu and A. M. Asiri, *Rechargeable Batteries: History, Progress, and Applications*, John Wiley & Sons, 2020.
- 64 H. Liu, T. Xu, K. Liu, M. Zhang, W. Liu, H. Li, H. Du and C. Si, *Ind. Crops Prod.*, 2021, **165**, 113425.
- 65 C. s. Yang, D. h. Han and M. Zhang, *Rechargeable Batteries: History, Progress, and Applications*, 2020, pp. 1–16.
- 66 J. Y. Kim and S. H. Kim, *Solid State Ionics*, 1999, **124**, 91–99.
- 67 D.-W. Wang, F. Li, J. Zhao, W. Ren, Z.-G. Chen, J. Tan, Z.-S. Wu, I. Gentle, G. Q. Lu and H.-M. Cheng, *ACS Nano*, 2009, **3**, 1745–1752.
- 68 Y. Huang, H. Li, Z. Wang, M. Zhu, Z. Pei, Q. Xue, Y. Huang and C. Zhi, *Nano Energy*, 2016, **22**, 422–438.
- 69 R. K. L. Tan, S. P. Reeves, N. Hashemi, D. G. Thomas, E. Kavak, R. Montazami and N. N. Hashemi, *J. Mater. Chem. A*, 2017, **5**, 17777–17803.
- 70 X. Wu and S. Yao, *Nano Energy*, 2017, **42**, 143–150.
- 71 J. He, N. Wang, Z. Cui, H. Du, L. Fu, C. Huang, Z. Yang, X. Shen, Y. Yi and Z. Tu, *Nat. Commun.*, 2017, **8**, 1–11.
- 72 W. G. Moon, G.-P. Kim, M. Lee, H. D. Song and J. Yi, *ACS Appl. Mater. Interfaces*, 2015, **7**, 3503–3511.
- 73 X. Lei, X. Liu, W. Ma, Z. Cao, Y. Wang and Y. Ding, *Angew. Chem., Int. Ed.*, 2018, **57**, 16131–16135.
- 74 Y. J. Kang, Y. Yoo and W. Kim, *ACS Appl. Mater. Interfaces*, 2016, **8**, 13909–13917.
- 75 N. W. Li, Y. Shi, Y. X. Yin, X. X. Zeng, J. Y. Li, C. J. Li, L. J. Wan, R. Wen and Y. G. Guo, *Angew. Chem., Int. Ed.*, 2018, **57**, 1505–1509.
- 76 J.-K. Kim, Y. J. Lim, H. Kim, G.-B. Cho and Y. Kim, *Energy Environ. Sci.*, 2015, **8**, 3589–3596.
- 77 A. N. Jansen, K. Amine, A. E. Newman, D. R. Vissers and G. L. Henriksen, *JOM*, 2002, **54**, 29–32.
- 78 J. P. Thomas and M. A. Qidwai, *JOM*, 2005, **57**, 18.
- 79 N. S. Shaikh, V. Lokhande, S. Praserthdam, C. D. Lokhande, F. Ezema, D. Salunkhe, J. S. Shaikh and P. Kanjanaboos, *Energy Fuels*, 2021, **35**, 14241–14264.
- 80 J.-M. Ma and Y.-T. Li, *Rare Met.*, 2021, **40**, 246–248.
- 81 K. Yu, X. Pan, G. Zhang, X. Liao, X. Zhou, M. Yan, L. Xu and L. Mai, *Adv. Energy Mater.*, 2018, **8**, 1802369.
- 82 L. Dong, X. Ma, Y. Li, L. Zhao, W. Liu, J. Cheng, C. Xu, B. Li, Q.-H. Yang and F. Kang, *Energy Storage Mater.*, 2018, **13**, 96–102.
- 83 Z. Liu, H. Sun, L. Qin, X. Cao, J. Zhou, A. Pan, G. Fang and S. Liang, *ChemNanoMat*, 2020, **6**, 1553–1566.
- 84 M. Ates, A. Chebil, O. Yoruk, C. Dridi and M. Turkyilmaz, *Ionics*, 2021, 1–26.
- 85 S. J. Uke, S. P. Mardikar, A. Kumar, Y. Kumar, M. Gupta and Y. Kumar, *R. Soc. Open Sci.*, 2021, **8**, 210567.
- 86 Y.-H. Lee, J.-S. Kim, J. Noh, I. Lee, H. J. Kim, S. Choi, J. Seo, S. Jeon, T.-S. Kim and J.-Y. Lee, *Nano Lett.*, 2013, **13**, 5753–5761.
- 87 X. Yu, J. Pan, J. Zhang, H. Sun, S. He, L. Qiu, H. Lou, X. Sun and H. Peng, *J. Mater. Chem. A*, 2017, **5**, 6032–6037.
- 88 J. Ren, W. Bai, G. Guan, Y. Zhang and H. Peng, *Adv. Mater.*, 2013, **25**, 5965–5970.
- 89 Z. Yang, H. Sun, T. Chen, L. Qiu, Y. Luo and H. Peng, *Angew. Chem.*, 2013, **125**, 7693–7696.
- 90 J. Deng, L. Qiu, X. Lu, Z. Yang, G. Guan, Z. Zhang and H. Peng, *J. Mater. Chem. A*, 2015, **3**, 21070–21076.
- 91 T. Chen, R. Hao, H. Peng and L. Dai, *Angew. Chem., Int. Ed.*, 2015, **54**, 618–622.
- 92 W. Weng, Q. Sun, Y. Zhang, S. He, Q. Wu, J. Deng, X. Fang, G. Guan, J. Ren and H. Peng, *Adv. Mater.*, 2015, **27**, 1363–1369.
- 93 Y. Zhang, Y. Zhao, X. Cheng, W. Weng, J. Ren, X. Fang, Y. Jiang, P. Chen, Z. Zhang, Y. Wang and H. Peng, *Angew. Chem., Int. Ed.*, 2015, **54**, 11177–11182.
- 94 S. Arora, W. Shen and A. Kapoor, *Renewable Sustainable Energy Rev.*, 2016, **60**, 1319–1331.
- 95 M. Koo, K.-I. Park, S. H. Lee, M. Suh, D. Y. Jeon, J. W. Choi, K. Kang and K. J. Lee, *Nano Lett.*, 2012, **12**, 4810–4816.
- 96 J.-Z. Wang, S.-L. Chou, H. Liu, G. X. Wang, C. Zhong, S. Y. Chew and H. K. Liu, *Mater. Lett.*, 2009, **63**, 2352–2354.
- 97 Y. J. Nam, S.-J. Cho, D. Y. Oh, J.-M. Lim, S. Y. Kim, J. H. Song, Y.-G. Lee, S.-Y. Lee and Y. S. Jung, *Nano Lett.*, 2015, **15**, 3317–3323.
- 98 B. Liu, X. Wang, B. Liu, Q. Wang, D. Tan, W. Song, X. Hou, D. Chen and G. Shen, *Nano Res.*, 2013, **6**, 525–534.
- 99 C. Shi, T. Wang, X. Liao, B. Qie, P. Yang, M. Chen, X. Wang, A. Srinivasan, Q. Cheng, Q. Ye, A. Li, X. Chen and Y. Yang, *Energy Storage Mater.*, 2019, **17**, 136–142.
- 100 S. D. Kim, A. Sarkar and J. H. Ahn, *Small*, 2021, **17**, 2006262.
- 101 T. Gu, Z. Cao and B. Wei, *Adv. Energy Mater.*, 2017, **7**, 1700369.
- 102 M. D. Hager, B. Esser, X. Feng, W. Schuhmann, P. Theato and U. S. Schubert, *Adv. Mater.*, 2020, **32**, 2000587.
- 103 L. Ma, D. Lu, P. Yang, X. Xi, R. Liu and D. Wu, *Electrochim. Acta*, 2019, **319**, 201–209.
- 104 H. Liu, Y. Tang, C. Wang, Z. Xu, C. Yang, T. Huang, F. Zhang, D. Wu and X. Feng, *Adv. Funct. Mater.*, 2017, **27**, 1606269.
- 105 T. Huang, H. Gao, J. Chen, H. Liu, D. Wu and G. Wang, *Chem. Commun.*, 2022, **58**, 10158–10161.
- 106 G. Qian, B. Zhu, X. Liao, H. Zhai, A. Srinivasan, N. J. Fritz, Q. Cheng, M. Ning, B. Qie, Y. Li, S. Yuan, J. Zhu, X. Chen and Y. Yang, *Adv. Mater.*, 2018, **30**, 1704947.
- 107 Y. Li, J. Fu, C. Zhong, T. Wu, Z. Chen, W. Hu, K. Amine and J. Lu, *Adv. Energy Mater.*, 2019, **9**, 1802605.
- 108 L. Ma, S. Chen, D. Wang, Q. Yang, F. Mo, G. Liang, N. Li, H. Zhang, J. A. Zapien and C. Zhi, *Adv. Energy Mater.*, 2019, **9**, 1803046.
- 109 M. Echeverri, N. Kim and T. Kyu, *Macromolecules*, 2012, **45**, 6068–6077.
- 110 G. Chen, F. Zhang, Z. Zhou, J. Li and Y. Tang, *Adv. Energy Mater.*, 2018, **8**, 1801219.
- 111 Z. Cao, G. Liang, D. Ho, C. Zhi and H. Hu, *Adv. Funct. Mater.*, 2023, **33**, 2303060.
- 112 Y. Wu, N. He, G. Liang, C. Zhang, C. Liang, D. Ho, M. Wu and H. Hu, *Adv. Funct. Mater.*, 2024, **34**, 2301734.
- 113 J. Zhang, K. Wang, P. Lu, J. Gao, Z. Cao, F. Mo, D. Ho, B. Li and H. Hu, *Adv. Funct. Mater.*, 2024, **34**, 2310775.