



Cite this: *Green Chem.*, 2024, **26**, 7799

## Liquid-phase hydrogenation of carbon monoxide to methanol using a recyclable manganese-based catalytic system†

Sebastian Stahl,<sup>a,b</sup> Niklas Wessel,<sup>a,b</sup> Andreas J. Vorholt \*<sup>a</sup> and Walter Leitner \*<sup>a,b</sup>

A simple and recyclable homogeneous catalytic system for the hydrogenation of carbon monoxide to methanol was established. The reaction is catalyzed by a molecular manganese complex using a high-boiling alcohol as the solvent for catalyst immobilization. The CO hydrogenation is assisted by the product itself and the solvent through the formation of a methyl or dodecyl formate ester intermediate mediated by catalytic amounts of NaOMe as the base. This allows the catalytic formation of methanol in alcohols combined with facile product separation and catalyst recycling *via* distillation. Initial turnover frequencies (TOF) of 2250 h<sup>-1</sup> were reached under optimized conditions in 1-dodecanol/methanol as the reaction medium (*T* = 160 °C, *p*(H<sub>2</sub>/CO) = 80/10 bar). The performance was stabilized in batch-wise recycling over 6 runs achieving a total turnover number (TTON) of >12 000 corresponding to an enhancement of more than five times compared to single batch operation under identical conditions. Minimal leaching of the components of the organometallic catalyst was observed during distillative product separation and catalyst activity could be fully restored by re-addition of the base NaOMe.

Received 1st March 2024,  
Accepted 21st May 2024

DOI: 10.1039/d4gc01050g

rsc.li/greenchem

## Introduction

Methanol is of central importance for the future “defossilized” chemical supply chain.<sup>1,2</sup> Already today methanol is one of the largest volume basic chemicals and an important C1 building block for numerous organic transformations such as the production of formaldehyde or acetic acid.<sup>3–5</sup> In addition, H<sub>3</sub>COH can be viewed as “liquid” synthesis gas providing H<sub>2</sub>/CO (2 : 1) upon catalytic dehydrogenation as high energy and valuable industrial building blocks.<sup>6</sup> Methanol to olefins (MTO) or gasoline (MTG) and related technologies enable the production of aliphatic and aromatic hydrocarbons as a sustainable substitute for fossil resources when employing “green” methanol.<sup>7,8</sup> Methanol itself holds great potential as a substitute fuel in hard-to-electrify sectors such as heavy-duty transportation and the shipping industry.<sup>9,10</sup> Additionally, its properties (12.6 wt% hydrogen, liquid at room temperature) make

methanol a promising candidate for a key pivot point in a hydrogen economy.<sup>11,12</sup>

While the heterogeneously catalysed gas phase process from syngas to methanol operating at high temperatures (>200 °C) is well-established.<sup>13–15</sup> Typically, the gas mixture contains certain amounts of CO<sub>2</sub> which is the more active C1 compound over standard catalysts involving water–gas-shift equilibria as part of the reaction network. In contrast, the use of organometallic complexes in homogeneous catalysis for the transformation of H<sub>2</sub>/CO to methanol is far less explored. Possible lower reaction temperatures and operation in liquid phase can be expected to result in higher one-through conversions of CO due to favourable thermodynamics, making such systems particularly attractive for the integration with decentralized renewable carbon and energy supply. The direct hydrogenation of CO has been proven challenging, however, requiring harsh conditions even for only small turnover numbers.<sup>16–23</sup> This is mainly due to the high binding affinity of CO with organometallic complexes and the high endothermicity of its migratory insertion into metal-hydride bonds.<sup>24–26</sup> The groups of Prakash<sup>27</sup> and Beller<sup>28</sup> aimed to evade this limitation *via* the use of amines as co-reagents to form formamides as reactive intermediates. While marking a major advance in the productivity of CO hydrogenation under mild conditions, these systems suffer from incomplete formamide conversion and trace amounts of *N*-methylated side-product formation.

<sup>a</sup>Max Planck Institute for Chemical Energy Conversion, Stiftstraße 34–36, 45470 Mülheim an der Ruhr, Germany. E-mail: andreas-j.vorholt@cec.mpg.de, walter.leitner@cec.mpg.de

<sup>b</sup>Institute for Technical and Macromolecular Chemistry, RWTH Aachen University, Worringerweg 2, 52074 Aachen, Germany

†Electronic supplementary information (ESI) available: Additional graphics, detailed experimental procedures and analytical data. See DOI: <https://doi.org/10.1039/d4gc01050g>



In this context, our group developed a homogeneous catalytic approach for the alcohol-assisted hydrogenation of CO to methanol.<sup>29</sup> The CO is activated as formate esters *in situ* in the presence of the alcohol co-reagent using a catalytic amount of NaO<sup>t</sup>Bu as the base. The formate group is then hydrogenated in two consecutive steps to methanol liberating the alcohol to act as a co-reagent again (Scheme 1), which is based on the seminal work by Milstein,<sup>30,31</sup> Sanford<sup>32,33</sup> and others.<sup>34,35</sup> In particular, it was demonstrated that the reaction can also be performed with the product itself, methanol, as the alcohol component, opening the possibility for catalytic “breeding” of methanol from H<sub>2</sub>/CO. Using a manganese pincer-complex comprising the MACHO-type ligand as catalyst (**Mn-1**), a TON of 4023 and a turnover frequency (TOF) of 857 h<sup>-1</sup> with a methanol selectivity >99% was reached at 150 °C and 55 bar with ethanol as the alcohol component. During the preparation of the present article, the Beller group reported the utilization of a novel PNP ligand design (**Mn-2**) increasing the TOF to >1600 h<sup>-1</sup> (Fig. 1).<sup>36</sup>

Based on these recent developments in Mn-catalysed liquid phase CO hydrogenation, a first attempt to demonstrate the homogeneously catalyzed methanol synthesis in combination with syngas production at a pilot facility was recently implemented.<sup>37</sup> A major challenge for homogeneous catalysis is, however, the inherent challenge to separate and recycle the organometallic active species from the product. In the present study, we therefore aimed to develop an optimized catalytic system integrating the alcohol-assisted CO hydrogenation with facile product separation for the synthesis of methanol and recycling of the organometallic catalyst.

## Results and discussion

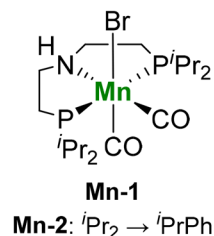
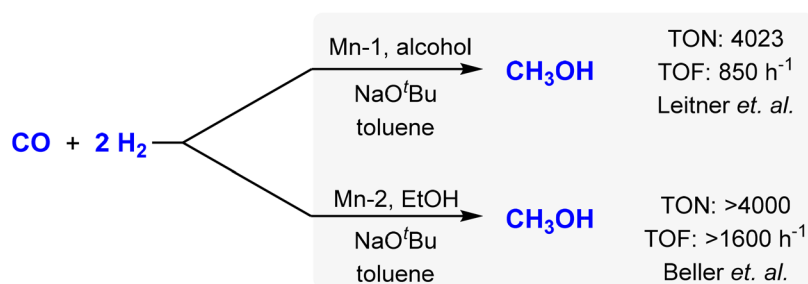
Due to the low boiling point of methanol and the high selectivity of the reaction, we decided on a recycling strategy *via* distillation. For an initial screening of possible high boiling solvents allowing for separation of catalytically produced methanol, we used the defined molecular complex Mn-MACHO-<sup>i</sup>Pr (**Mn-1**) as pre-catalyst which is air-stable in its solid form. NaO<sup>t</sup>Bu was used as a base to activate the precatalyst and the CO in the presence of pre-charged methanol *via* methyl formate as the intermediate (Scheme 1). With the solvent screening, we aim to increase the boiling point (BP) difference between solvent and product, to avoid azeotrope formation as in the reported toluene system,<sup>29</sup> and to ideally use green solvents.<sup>38</sup>

For this screening 5 μmol of **Mn-1** with 10 eq. of NaO<sup>t</sup>Bu was employed in 1.5 ml of a mixture of the solvent with methanol at a temperature of 150 °C and a pressure of 10 bar of CO and 50 bar of H<sub>2</sub> for 4 h. The previously used solvent toluene as the reference system gave high TONs, as expected, but product isolation was not possible due to azeotrope formation (Table 1 entry 1). Product inhibition effects were found to impede the utilization of methanol itself as the solvent (TON of 64, entry 2). This most likely reflects that the heterolytic hydrogen cleavage to form the catalytically active complex (**4**) competes with the methanolate complex (**3**) (Scheme 1).<sup>39</sup>

Polar high boiling (>200 °C) solvents like *N*-Methyl-2-pyrrolidone (NMP) or  $\gamma$ -valerolactone showed no activity (ESI, Table S1, entries 1 and 2†). We then turned our attention to long-chain alcohols as they can also act as CO activators in the presence of base and fulfil all desired criteria. Indeed, prom-

### Previous work

#### Single Batch without product separation



### This work

#### Batch-wise product separation & catalyst recycling

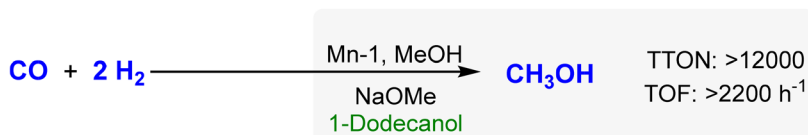


Fig. 1 Development of the alcohol-assisted carbon monoxide hydrogenation with molecular pincer catalysts.<sup>29,36</sup>





**Table 2** Hydrogenation of carbon monoxide with Mn-1 with different base equivalents in respect to the catalyst and various CO/H<sub>2</sub> ratios at a constant total pressure of 60 bar. The reaction mixture was analyzed by <sup>1</sup>H-NMR

Entry	H <sub>2</sub> /CO Ratio	Base equivalents	<i>n</i> (Methyl formate) (mmol)	<i>n</i> (Dodecyl formate) (mmol)	<i>n</i> (MeOH) (mmol)	<i>S</i> to MeOH (%)	TON (MeOH)
1	5 : 1	10	0.25	0.10	3.33	90	1665
2	5 : 1	25	0.24	0.08	4.66	94	2360
3	5 : 1	50	0.24	0.04	5.49	95	2745
4	5 : 1	75	0.28	0.09	6.48	95	3411
5	5 : 1	100	0.29	0.10	5.30	93	2522
6	2 : 1	25	0.63	0.35	1.50	61	712
7	3 : 1	25	0.44	0.21	3.08	82	1464
8	7 : 1	25	0.05	0.02	5.82	99	2844
9 <sup>a</sup>	8 : 1	25	0.07	0.03	8.06	99	3930

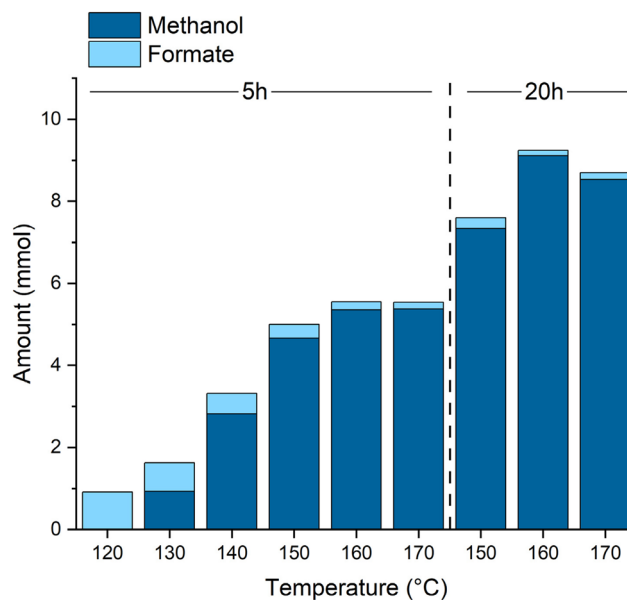
Conditions: CO + H<sub>2</sub> (60 bar total), Mn-1 (2 μmol), NaOMe, 25% Methanol in 1-Dodecanol (1.5 ml), 150 °C, 5 h, 20 mL autoclave. Selectivities calculated as molar fraction of total products detected (methanol, methyl and dodecyl formate). <sup>a</sup> 90 bar total pressure.

dehyde as the rate determining step.<sup>36</sup> Thus, it can be assumed that a higher base amount is increasing the formate concentration which accelerates this step in the catalytic cycle. However, very high base concentrations were found detrimental, presumably due to catalyst deactivation. Selectivity to methanol was above 90% for all reactions and only unreacted formate ester intermediates were detected as side-products.

Subsequently, the influence of the partial pressures of the reactive gases was investigated (Table 2, entries 6–9). While a higher CO partial pressure would seem beneficial for a higher formate ester intermediate concentration, CO as a strong binding ligand can also inhibit the hydrogenation activity of the catalyst. When keeping the total pressure constant, a higher H<sub>2</sub>/CO ratio above the stoichiometric ratio of 2 : 1 leads indeed to an increase of the TON. A further improvement was achieved by simultaneously increasing the H<sub>2</sub> partial pressure (H<sub>2</sub>/CO = 8 : 1) and the total pressure to 90 bar reaching a TON of 3930 within 5 h.

Varying the reaction temperature (Fig. 2) confirms the formate ester hydrogenation as the overall rate determining transformation. While the formation of the formate esters already takes place at lower temperatures, a minimum of 130 °C is necessary to produce methanol. A temperature of 160 °C provided the optimal balance between reaction rate and catalyst stability. At temperatures above 160 °C deactivation of the catalyst starts to set in as indicated by a color change from a clear, slightly yellow solution to a cloudy brown mixture and supported by NMR experiments (see ESI† for details). The highest TON of 4555 was achieved after 20 h at 160 °C corresponding to almost full CO conversion, derived from the theoretical yield calculated *via* the ideal gas equation (ESI, Table S3†), at 99% methanol selectivity.

A concentration/time profile under the typical conditions was obtained by performing the reaction in a 280 ml reactor equipped with on-line NMR and IR analytics. In Fig. 3 the course of the concentration of methanol and the two formate ester intermediates are illustrated as monitored by the indicated NMR signals. Both formate ester concentrations can also be followed *via* IR (ESI, Fig. S3 and 4†). After pressurization, the methyl formate ester is formed rapidly within minutes, while the



**Fig. 2** Amount of Methanol and Formate ester (total of methyl- and dodecylformate) at various temperatures and reaction times. Conditions: CO (10 bar), H<sub>2</sub> (50 bar), Mn-1 (2 μmol), NaOMe (50 μmol), 25% methanol in 1-dodecanol (1.5 ml), T, t, 20 mL autoclave.

dodecyl formate takes around 5 h to reach its highest concentration. Consequently, besides different pK<sub>a</sub> values, both alcohols get deprotonated and form formate ester intermediates in the course of the reaction. The rate of methanol formation is highest in the beginning while the highest total formate concentration (methyl and dodecyl formate) is present. The total formate ester concentration decreases in line with the recorded pressure drop (ESI, Fig. S5†) supporting that the concentration of formate esters depends on the partial pressure of carbon monoxide. The methyl formate ester appears to react preferentially to methanol being consumed completely after a reaction time of 10 h. However, the reaction is still proceeding after this point suggesting that the dodecyl formate ester can also act as a reactive intermediate, albeit apparently at a lower rate.





**Fig. 3** Product and intermediate time profile based  $^1\text{H}$  NMR measurements with internal standard THF. Conditions: CO (8 bar),  $\text{H}_2$  (32 bar), Mn-1 (48  $\mu\text{mol}$ ), NaOMe (2.4 mmol), 25% methanol in 1-dodecanol (25 ml), 150  $^\circ\text{C}$ , 280 mL reactor.  $\delta = 3.33$  (s, 3 H,  $\text{H}_3\text{C-OH}$  (methanol)), 8.02 (s, 1 H, OCH (methyl formate)), 8.53 (m, 1 H, OCH (dodecyl formate)) ppm.

Consequently, two parallel pathways for the hydrogenation of carbon monoxide exist when employing long-chain alcohols as the solvent in this reaction (Scheme 2). While the initial loading with methanol is beneficial for a rapid start-up of the reaction, the process can be performed also without the need for pre-charged methanol.

We then combined all previous optimizations to maximize the productivity and activity of the catalytic system (Table 3). Using the standard pre-charged 25% methanol concentration, the activity reached a  $\text{TOF}_{\text{ini}}$  of 2025  $\text{h}^{-1}$  within the first hour and a TON of 4909 corresponding to nearly full conversion at high selectivity after only 4 h. Initiating the reaction with lower or even no methanol lead to similar performance, albeit a small amount of methanol as “starter” proves beneficial, as expected. As the CO is consumed nearly completely under these conditions, the TON could be increased to 7139 by increasing the CO partial pressure to 15 bar while maintaining a  $\text{H}_2/\text{CO}$  ratio of 5 : 1.

Finally, we turned our attention to the recyclability of the system. In order to produce sufficient quantities for a reproducible product separation *via* distillation, the system was scaled



**Scheme 2** Parallel pathways for activation of carbon monoxide with methanol or 1-dodecanol *via* their respective formate esters and the consecutive hydrogenations to methanol.

**Table 3** TON and  $\text{TOF}_{\text{ini}}$  (first hour) for the hydrogenation of carbon monoxide with Mn-1 under optimized conditions with different methanol content. The reaction mixture was analyzed by  $^1\text{H}$ -NMR

Entry	CO (bar)	$\text{H}_2$ (bar)	MeOH wt% (%)	S (%) to MeOH	$\text{TOF}_{\text{ini}}$ (MeOH) ( $\text{h}^{-1}$ )	TON (MeOH)
1	10	80	25	99	2025	4909
2	10	80	10	>99	2250	5080
3	10	80	0	99	1895	4742
4	15	75	0	>99	n. d.	7139

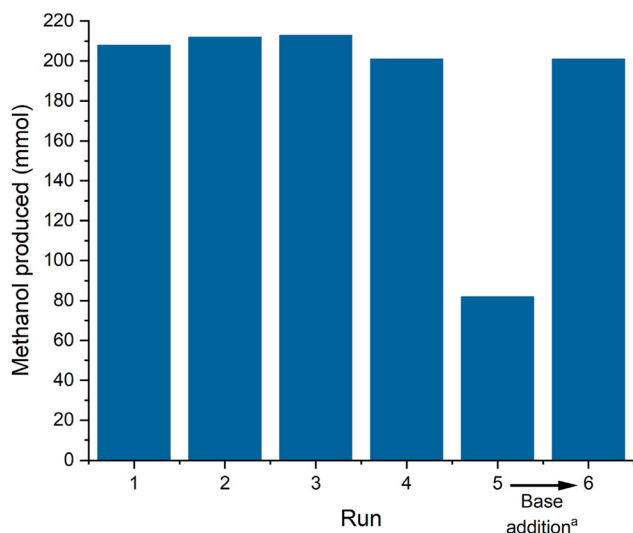
Conditions: CO,  $\text{H}_2$ , Mn-1 (2  $\mu\text{mol}$ ), NaOMe (150  $\mu\text{mol}$ , 75 eq.), 25%, 10% or 0% Methanol in 1-Dodecanol (1.5 ml), 160  $^\circ\text{C}$ , 4 h, 20 mL autoclave. Selectivities calculated as molar fraction of total products detected (methanol, methyl and dodecyl formate).

up to a 300 ml autoclave. The Mn-1 concentration was kept at  $1.3 \times 10^{-3}$  M at a NaOMe/Mn ratio of 50 : 1. 70 ml of 1-dodecanol was used as the solvent without pre-charged methanol to ensure that all distilled product would come from the catalytic reaction. An initial pressure of 120 bar at room temperature ( $\text{H}_2/\text{CO} = 5 : 1$ ) together with a reaction temperature of 150  $^\circ\text{C}$  was chosen. Due to the geometry of the reactor, the gas/liquid-phase ratio is lower ( $\sim 3.6/1$ ) compared to the autoclave setup ( $\sim 14.5/1$ ) thus, despite the doubled CO pressure, reducing the maximum possible TON per run by approx. 50%. Even though the reaction can be performed at significantly lower pressures, the high pressure is necessary in this setup to produce sufficient quantities of the product methanol for a reliable collection and quantification. After cooling down the reactor, the excess pressure was released. The product separation was achieved *via* a vacuum distillation directly from the reactor at 70  $^\circ\text{C}$  with the product collected in a cooling trap. The isolated product was analyzed by NMR and catalyst leaching was quantified by X-ray fluorescence (XRF) measurements.

Methanol was detected as the only product in the distillate after the first run (ESI, Fig. S7 $\dagger$ ). The amount of methanol collected (201–213 mmol, ESI, Table S5 $\dagger$ ) correlates well with the amount of CO in the reactor estimated from the ideal gas law (205 mmol, ESI, Table S3 $\dagger$ ) indicating full conversion as expected under these conditions and nearly quantitative yield even in the simple and non-optimized set-up. The reaction was repeated in the same reactor by simply re-pressurizing and re-adjusting the temperature again for 4 h. Following the batch-wise operation, the performance remained constant for 4 consecutive runs with only small fluctuations that can be attributed to manual handling errors at high yields (Fig. 4). In run 5, however, the isolated methanol quantity was significantly lower reflecting lower conversion as also indicated by a reduced pressure drop (ESI, Table S5 $\dagger$ ). However, the addition of another batch of NaOMe between run 5 and 6 restored the catalytic performance back to previous levels. This base deactivation can possibly be attributed to (moisture) impurities entering the catalytic system through manual operation between runs. A continuous operation of the product separation and catalyst recycling in a closed system will presumably suppress this deactivation







**Fig. 4** Amount of methanol produced and theoretical yield in the catalyst recycling experiment in the hydrogenation of CO. Conditions: CO (20 bar), H<sub>2</sub> (100 bar), Mn-1 (92 μmol), NaOMe (4.65 mmol, 50 eq.), 1-dodecanol (70 ml), 150 °C, 4 h, 300 mL reactor. (a) Addition of NaOMe (4.65 mmol) in 1-dodecanol (10 ml).

and give more insights into other possible deactivation modes. Analyzing the contamination of the isolated methanol with phosphorous and manganese confirmed a minor loss of 1.83% of the employed ligand over the 6 recycling runs, while manganese leaching in each run was below the detection limit (detailed leaching per run can be found in the ESI, Table S5<sup>†</sup>). The ligand leaching is presumably attributed to the non-optimized distillation conditions and can be lowered with a more controlled distillation setup.

Over the 6 runs of repetitive batch operation, a TTON of 12.138 was achieved, marking the highest reported productivity for the homogenous carbon monoxide hydrogenation to methanol.

## Conclusion

In conclusion, we have developed a simple and recyclable system for the alcohol-assisted homogeneously catalyzed formation of methanol from carbon monoxide and hydrogen. The use of sodium methanolate as the base in long-chain alcohols, in the case of 1-dodecanol, enables the activation of CO *via* the formation of formate esters allowing initiation of the catalytic hydrogenation by a manganese pincer complex such as Mn-1. The difference in volatility of the low-boiling product methanol and all other components of the catalytic systems allows simple product isolation by flash distillation directly from the reactor. Re-using the catalyst solution in a batch-wise recycling was demonstrated for six consecutive runs yielding a TTON of over 12 000 corresponding to a more than five times enhancement over the TON in single batch mode under identical conditions. This defines the highest productivity for metha-

nol formation from H<sub>2</sub>/CO in terms of turnover per metal reported today. Notably, the demonstrated stability of the organometallic catalyst beyond the actual series of experiments makes this system very attractive for continuous operation as the next phase of development.

## Conflicts of interest

There are no conflicts to declare.

## Acknowledgements

We would like to thank the Deutsche Forschungsgemeinschaft (DFG, German Research Foundation) under Germany's Excellence Strategy – Cluster of Excellence 2186 “The Fuel Science Center” ID: 390919832 at RWTH Aachen and the Max-Planck Society for financing this research. In addition, we would like to thank Rucha Shirish Medhekar for her assistance in the lab concerning this work. Open Access funding provided by the Max Planck Society

## References

- 1 S. Simon Araya, V. Liso, X. Cui, N. Li, J. Zhu, S. L. Sahlin, S. H. Jensen, M. P. Nielsen and S. K. Kær, *Energies*, 2020, **13**, 596.
- 2 A. Sonthalia, N. Kumar, M. Tomar, V. Edwin Geo, S. Thiyagarajan and A. Pugazhendhi, *Clean Technol. Environ. Policy*, 2023, **25**, 551–575.
- 3 K. Natte, H. Neumann, M. Beller and R. V. Jagadeesh, *Angew. Chem., Int. Ed.*, 2017, **56**, 6384–6394.
- 4 G. A. Olah, A. Goepfert and G. K. S. Prakash, *Beyond Oil and Gas: The Methanol Economy*, Wiley-VCH Verlag GmbH & Co. KGaA, Weinheim, 2018.
- 5 M. Bertau, H. Offermanns, L. Plass, F. Schmidt and H.-J. Wernicke, *Methanol: The Basic Chemical and Energy Feedstock of the Future*, Springer-Verlag, Berlin, Heidelberg, 2014.
- 6 A. Kaithal, B. Chatterjee, C. Werlé and W. Leitner, *Angew. Chem., Int. Ed.*, 2021, **60**, 26500–26505.
- 7 V. Dieterich, A. Buttler, A. Hanel, H. Spliethoff and S. Fendt, *Energy Environ. Sci.*, 2020, **13**, 3207–3252.
- 8 M. Yang, D. Fan, Y. Wei, P. Tian and Z. Liu, *Adv. Mater.*, 2019, **31**, 1902181.
- 9 N. R. Ammar, *Transp. Res. D Trans. Environ.*, 2019, **69**, 66–76.
- 10 M. Svanberg, J. Ellis, J. Lundgren and I. Landälv, *Renewable Sustainable Energy Rev.*, 2018, **94**, 1217–1228.
- 11 M. Nielsen, E. Alberico, W. Baumann, H.-J. Drexler, H. Junge, S. Gladiali and M. Beller, *Nature*, 2013, **495**, 85–89.
- 12 H. V. M. Hamelers, O. Schaetzle, J. M. Paz-García, P. M. Biesheuvel and C. J. N. Buisman, *Environ. Sci. Technol. Lett.*, 2014, **1**, 31–35.
- 13 M. Behrens, F. Studt, I. Kasatkin, S. Köhl, M. Hävecker, F. Abild-Pedersen, S. Zander, F. Girgsdies, P. Kurr,



- B.-L. Kniep, M. Tovar, R. W. Fischer, J. K. Nørskov and R. Schlögl, *Science*, 2012, **336**, 893–897.
- 14 L. C. Grabow and M. Mavrikakis, *ACS Catal.*, 2011, **1**, 365–384.
- 15 K. C. Waugh, *Catal. Lett.*, 2012, **142**, 1153–1166.
- 16 B. D. Dombek, *J. Am. Chem. Soc.*, 1980, **102**, 6855–6857.
- 17 B. D. Dombek, *J. Am. Chem. Soc.*, 1981, **103**, 6508–6510.
- 18 B. Li and K.-J. Jens, *Ind. Eng. Chem. Res.*, 2014, **53**, 1735–1740.
- 19 B. Li and K. J. Jens, *Top. Catal.*, 2013, **56**, 725–729.
- 20 K. Li and D. Jiang, *J. Mol. Catal. A: Chem.*, 1999, **147**, 125–130.
- 21 D. Mahajan, V. Krisdhasima and R. D. Sproull, *Can. J. Chem.*, 2001, **79**, 848–853.
- 22 M. Marchionna, L. Basini, A. Aragno, M. Lami and F. Ancillotti, *J. Mol. Catal.*, 1992, **75**, 147–151.
- 23 S. Ohyama, *Appl. Catal., A*, 1999, **180**, 217–225.
- 24 H. Berke and R. Hoffmann, *J. Am. Chem. Soc.*, 1978, **100**, 7224–7236.
- 25 M. M. Deegan and J. C. Peters, *J. Am. Chem. Soc.*, 2017, **139**, 2561–2564.
- 26 T. Ziegler, L. Versluis and V. Tschinke, *J. Am. Chem. Soc.*, 1986, **108**, 612–617.
- 27 S. Kar, A. Goepfert and G. K. S. Prakash, *J. Am. Chem. Soc.*, 2019, **141**, 12518–12521.
- 28 P. Ryabchuk, K. Stier, K. Junge, M. P. Checinski and M. Beller, *J. Am. Chem. Soc.*, 2019, **141**, 16923–16929.
- 29 A. Kaithal, C. Werlé and W. Leitner, *JACS Au*, 2021, **1**, 130–136.
- 30 E. Balaraman, C. Gunanathan, J. Zhang, L. J. W. Shimon and D. Milstein, *Nat. Chem.*, 2011, **3**, 609–614.
- 31 J. R. Khusnutdinova, J. A. Garg and D. Milstein, *ACS Catal.*, 2015, **5**, 2416–2422.
- 32 N. M. Rezayee, C. A. Huff and M. S. Sanford, *J. Am. Chem. Soc.*, 2015, **137**, 1028–1031.
- 33 C. A. Huff and M. S. Sanford, *J. Am. Chem. Soc.*, 2011, **133**, 18122–18125.
- 34 W.-Y. Chu, Z. Culakova, B. T. Wang and K. I. Goldberg, *ACS Catal.*, 2019, **9**, 9317–9326.
- 35 S. Kar, A. Goepfert, J. Kothandaraman and G. K. S. Prakash, *ACS Catal.*, 2017, **7**, 6347–6351.
- 36 G. Neitzel, R. Razzaq, A. Spannenberg, K. Stier, M. Checinski, R. Jackstell and M. Beller, *ChemCatChem*, 2023, e202301053.
- 37 C1 Green Chemicals AG, DBI-Gastechnologisches Institut gGmbH Freiberg, Fraunhofer UMSICHT, Fraunhofer IWES, TU Berlin, “Leuna 100”, to find at <https://www.leuna100.de/de>, 2023.
- 38 F. P. Byrne, S. Jin, G. Paggiola, T. H. M. Petchey, J. H. Clark, T. J. Farmer, A. J. Hunt, C. Robert McElroy and J. Sherwood, *Sustain. Chem. Process.*, 2016, **4**, 7.
- 39 D. A. Kuß, M. Hölscher and W. Leitner, *ChemCatChem*, 2021, **13**, 3319–3323.

