

Cite this: *Sustainable Energy Fuels*,
2020, 4, 4459Received 12th May 2020
Accepted 29th June 2020

DOI: 10.1039/d0se00731e

rsc.li/sustainable-energy

Increased hydrogen partial pressure suppresses and reverses hydrogen evolution during Pd catalysed electrolysis of CO₂†Martijn J. W. Blom,^a Wim P. M. van Swaaij,^a Guido Mul^b
and Sascha R. A. Kersten^b*

Electrochemical reduction of CO₂ on a Pd/C cathode produces formate and hydrogen at low overpotentials. We report on an innovative, effective approach to prevent hydrogen formation. By applying 4 bar partial hydrogen pressure, hydrogen evolution can be fully avoided at −0.05 V vs. RHE and 1 bar partial CO₂ pressure.

Electrochemical conversion of CO₂ to commodity chemicals using renewable electricity could be a key enabling technology for decoupling the chemical industry from fossil resources.^{1–3} Formate salts (M⁺ HCO₂[−]) and formic acid are relatively high value CO₂ reduction products, which can attain the roles of energy storage medium or C₁ building block.^{4–6} The current industrial practice for the production of formic acid and formate is based on the conversion of fossil-based CO at 45 bar and 80 °C.⁷ Direct electrochemical reduction of CO₂ to formate with renewable electricity could be a sustainable single-reactor alternative to the traditional route. However, the economic feasibility of such a process is largely determined by the overpotential and faradaic efficiency to formate (FE).^{4,8}

Electrochemical conversion of CO₂ to formate at near zero overpotential is only observed on Pd based electrocatalysts and the enzyme formate dehydrogenase and its derivatives,^{9–11} making Pd based catalysts especially relevant for heterogeneous, energy efficient electrocatalysis. When operated at less than 0.25 V overpotential, Pd based electrocatalysts produce mainly HCOO[−] (reaction 1) with H₂ as a byproduct (reaction 2).¹² Since Pd is an excellent hydrogen evolution catalyst and H₂ and HCOO[−] are both formed *via* palladium hydride as an intermediate, suppressing hydrogen evolution is challenging.^{10,13} Many recent publications try to minimize hydrogen

evolution by changing the nature of the catalyst *via* alloying (88–100% FE),^{14,15} doping (70% FE)¹⁶ or (nano)structuring (50–97% FE).^{17,18} Here we report on an alternative approach, which utilizes the reversible Pd-catalysed hydrogenation of CO₂ (ref. 19 and 20) (reaction 3).



Generally, electrochemical setups for the electrochemical reduction of CO₂ continuously sparge fresh CO₂ through the catholyte, as is good practice, to avoid mass transfer limitations by undersaturation of the bulk electrolyte.^{21–23} However, CO₂ sparging also strips any formed H₂ from solution and pulls reaction 2 towards more hydrogen production. In contrast, in the absence of applied potential, Pd/C catalyses hydrogenation of CO₂ dissolved in aqueous solution at elevated hydrogen partial pressure (p_{H_2}).²⁰ Moreover, at electrochemical CO₂ reduction conditions, reactions 2 and 3 were observed to occur simultaneously on Pd/C.^{24,25} The rate of reaction 3 increases with p_{H_2} ,²⁰ whereas the rate of reaction 2 decreases with p_{H_2} , but the latter is mostly governed by the applied potential.²⁶ If, at a certain potential and p_{H_2} , the rates of reaction 2 and 3 are equal, net hydrogen production is zero. In a continuous reactor (without gaseous CO₂ reduction products), those conditions correspond to an operating point where no external hydrogen supply is required and net no hydrogen is produced. Here, we systematically investigate the kinetics of combined chemical hydrogenation of CO₂ and electrochemical reduction of CO₂ with the aim to control the undesired net production of hydrogen and thus selectivity to formate. (We refer to selectivity instead of faraday efficiency, as the latter only concerns electrochemical reactions and selectivity concerns chemical reactions as well.) We decided to communicate our observations as such, without a complete understanding of the underlying

^aA Sustainable Process Technology Group, Faculty of Science and Technology, University of Twente, P. O. Box 217, 7500 AE Enschede, The Netherlands. E-mail: s.r.a.kersten@utwente.nl

^bPhotoCatalytic Synthesis Group, MESA+ Institute for Nanotechnology, University of Twente, P. O. Box 217, 7500 AE Enschede, The Netherlands

† Electronic supplementary information (ESI) available. See DOI: 10.1039/d0se00731e



phenomena yet, to make the findings available to the community for further exploration of its opportunities.

To study the effect of p_{H_2} on the hydrogen evolution rate accurately, the electrochemical potential should be kept constant. Therefore, a reactor that can be pressurized and includes a stable (Ag/AgCl) reference electrode (RE) (Fig. 1), was developed, inspired by a geometry designed by Cave *et al.*²⁷ The reactor contains a cation exchange membrane (CMI-7000) to divide the catholyte zone from the anolyte zone, and prevent product oxidation at the dimensionally stable anode. Both catholyte and anolyte are 1 M KHCO₃. A control system is in place to keep both compartments at equal pressure, but separated, thus eliminating trans-membrane pressure drop and gas mixing (ESI Section S1.3†). The reference electrode is kept at the same pressure as the reactor, to eliminate any convective transport between the reference electrode and reactor, thereby maintaining a stable reference potential. During experiments, excess hydrogen, CO₂, and argon are continuously sparged through the catholyte, to have accurate control over the gas phase composition. The reactor facilitates measurements in the kinetically limited regime over a wide (partial) pressure range, whilst maintaining accurate potential control (ESI Section S1.4†).

Electrochemical reduction of CO₂ was performed on Pd/C coated titanium plate electrodes (ESI Section S1.2†). Each experiment took 60 minutes and formate was quantified by HPLC afterwards. Consequently, the hydrogen production was calculated by the difference from the accumulative charge and production of formate. A more detailed description of the experimental methods including error analysis is provided in the ESI in Section S1.†

The effect of hydrogen partial pressure on the net production of hydrogen was studied under three different conditions: at -0.05 V vs. RHE and $p_{\text{CO}_2} = 1$ bar, at -0.10 V vs. RHE and $p_{\text{CO}_2} = 1$ bar, and at -0.05 V vs. RHE and $p_{\text{CO}_2} = 3$ bar, respectively. Under all conditions, the total pressure was maintained at 7 bar

and H₂/Ar partial pressures were varied. Thereby, the effect of p_{H_2} is studied, with minimal bias from changes in flow, mixing (induced by gas bubbles) and CO₂ concentration.

The results, presented in Fig. 2, show that under all conditions the average overall hydrogen production rate is significantly decreased by increasing the partial pressure of hydrogen. The effect is most pronounced at -0.05 V vs. RHE and partial CO₂ pressure (p_{CO_2}) of 1 bar. At high enough p_{H_2} , overall hydrogen production can be prevented and can even become negative, implying hydrogen consumption, which must be *via* reaction 3. A higher cathodic potential (-0.10 V vs. RHE) results in a higher average rate to H₂. This is a result of the increased electrochemical driving force for hydrogen evolution. At higher CO₂ partial pressure the rate to H₂ also increases, presumably due to kinetic effects induced by an increased acidity of the

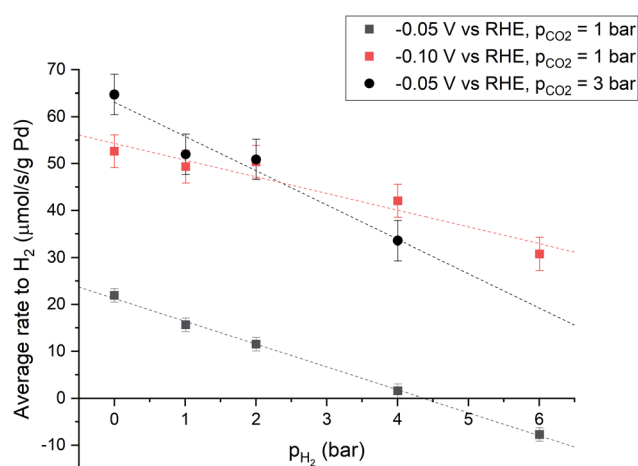


Fig. 2 Hydrogen production during electrochemical CO₂ reduction in 1 M KHCO₃ sparged with a mixture of CO₂, Ar and H₂. $p_{\text{total}} = 7$ bar, p_{CO_2} is 1 bar or 3 bar and the applied potential is -0.05 V or -0.10 V vs. RHE.

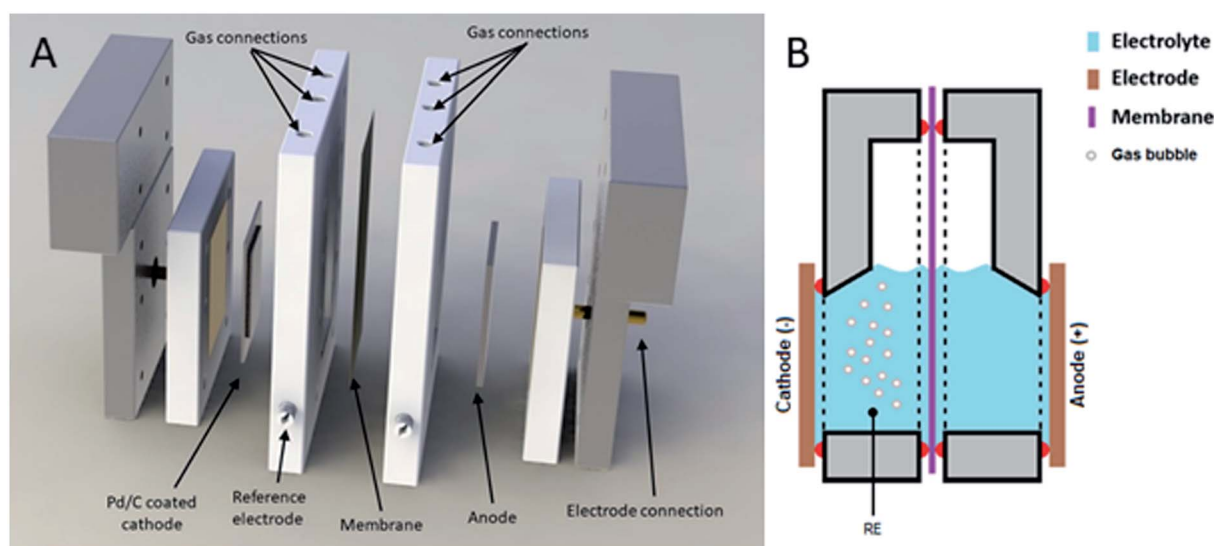


Fig. 1 Schematic representation of electrochemical cell. (A) Expanded view of electrochemical cell. (B) Schematic of operating cell.



electrolyte.²⁶ When p_{CO_2} is increased from 1 to 3 bar, the proton concentration also increases threefold (ESI Section S1.9†) and a first order dependence of hydrogen evolution rate on the concentration of protons²⁶ agrees with the threefold increase of hydrogen production at $p_{\text{H}_2} = 0$ bar (Fig. 2). Extrapolation of the data indicates that also at more cathodic potential and at higher CO_2 partial pressure, an operating point exists where overall hydrogen production equals zero.

The hydrogen partial pressure does not significantly influence the average rate to formate (Fig. 3 and ESI Section S1.6†). This was observed for applied potentials of -0.05 V and -0.10 V vs. RHE, and at higher CO_2 partial pressure of 3 bar. The average rate to formate increases at more negative cathodic potential and is similar to values reported in literature ($6\text{--}52 \mu\text{mol s}^{-1} \text{g}^{-1} \text{Pd}$) at comparable conditions.^{10,16} Furthermore, the rate to formate increases linearly with increased partial pressure of CO_2 , which is a continuation of the trend observed at partial pressures of CO_2 below 1 bar, described by a first order dependence of the kinetics to HCOO^- on the concentration of CO_2 .¹⁰

Fig. 4 shows an overview of the reactions that are relevant for the overall conversion of CO_2 and H_2O into formate and OH^- . Recent literature suggests an electro-hydrogenation mechanism for electrochemical formate production on Pd, wherein palladium hydride is the active catalyst phase.^{10,12} This is also the active catalyst phase for hydrogen evolution.¹³ In the absence of hydrogen in the feed, the hydride phase must be generated *via* electro-reduction of water (r_1 in Fig. 4). Under the applied potential (< -0.05 V vs. RHE) hydrogen production is thermodynamically possible and occurs according to reaction $r_1 + r_2$. When p_{H_2} in the reactor is raised, overall hydrogen production decreases. That is due to chemical hydrogenation ($r_{-2} + r_3 + r_4$), as the applied hydrogen pressure is far below the equilibrium pressure for electrochemical hydrogen evolution (49 bar at -0.05 V vs. RHE, based on Nernst's law).

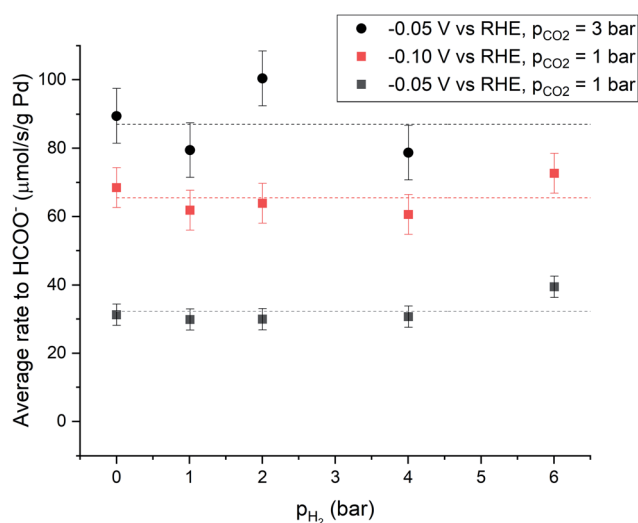


Fig. 3 Formate production during electrochemical CO_2 reduction in 1 M KHCO_3 sparged with a mixture of CO_2 , Ar and H_2 . $p_{\text{total}} = 7$ bar, p_{CO_2} is 1 bar or 3 bar and the applied potential is -0.05 V or -0.10 V vs. RHE. Average of data sets plotted as guide to the eye.

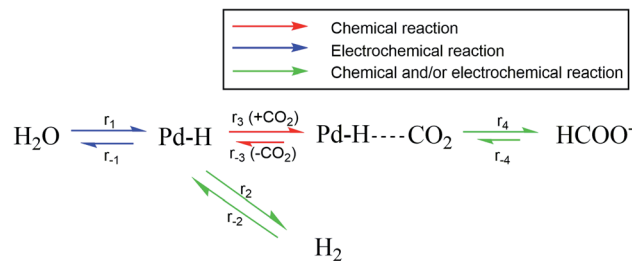


Fig. 4 Reaction scheme for combined chemical and electrochemical reduction of CO_2 to formate.

Palladium hydride formation from molecular hydrogen (r_{-2}) likely occurs *via* dissociation or electro-adsorption (Heyrovsky reaction) on Pd. Hydride formation from molecular hydrogen increases with increasing p_{H_2} due to the increased H_2 concentration in the aqueous phase. When $r_2 = r_{-2}$, hydrogen production is fully suppressed and the overall rate of formation ($r_2 - r_{-2}$) equals zero. Such a point is observed in Fig. 2 at -0.05 V vs. RHE, 1 bar CO_2 partial pressure and at approximately 4 bar H_2 partial pressure. Nearly all electrons added to the system are then used to produce formate, which would correspond to a faraday efficiency of approximately 100%. Since net production of H_2 does not occur and the formate production is independent of p_{H_2} (Fig. 3), the total current decreased as a function of p_{H_2} . When p_{H_2} is increased further to 6 bar, r_{-2} exceeds r_2 , resulting in net hydrogen consumption. This indicates that overall, all electrons added to the system are used to make formate and even more formate is produced *via* chemical hydrogenation of CO_2 . Consequently, the hydrogen partial pressure can be used to control the net hydrogen production/consumption rate and thus the selectivity to formate.

At potentials less cathodic than -0.25 V vs. RHE, formate and hydrogen are the only significant products for electrochemical CO_2 reduction using Pd. Palladium hydride formation (r_1) is a relatively fast process,^{28,29} and no effect of the hydrogen partial pressure on the rate to formate was observed (Fig. 3). Therefore, the rate to formate seems not limited by hydride formation ($r_1 + r_2$) at the applied electrochemical conditions and r_3 or r_4 is likely the rate-limiting step for formate production, which is in agreement with recent literature.¹⁰ A yet unresolved question is the content of the Pd-H phase (Pd/H ratio) and the content of the Pd- HCO_2 intermediate, and the relative size of r_1 over r_{-2} . We presently evaluate the mechanism and the rate limiting step by using isotopic labelling of H_2 (feeding D_2). Furthermore, we investigate why the rate to formate is unaffected by p_{H_2} under electrochemical conditions and hypothesize this is due to a fully loaded Pd-H phase resulting from the cathodic potential. Finally, we assess the apparent activation energy for H_2 and HCOO^- formation under electrochemical and chemical conditions.

Conclusions

We developed an electrochemical CO_2 reduction cell that operates at elevated pressure and can still employ a cation exchange



membrane and reference electrode. Using this cell, we show that presence of H₂ in the gas phase suppresses hydrogen evolution on a Pd/C catalyst, likely induced by chemical formation of a Pd-H phase and consecutive hydrogenation of CO₂. This novel approach provides an alternative to the common practice of increasing the selectivity by changing the catalyst structure or composition. Under electrochemical CO₂ reduction conditions of 1 bar CO₂ partial pressure and -0.05 V vs. RHE, 4 bar H₂ pressure is sufficient to completely eliminate net H₂ evolution, and a further increase to 6 bar results in net H₂ consumption. Therefore, by allowing a natural accumulation of electrochemically produced hydrogen, either *via* gas cap or recycle, the selectivity to formate can be controlled. This opens the possibility to use other parameters (*p*_{CO₂}, potential, temperature, *etc.*) to optimize the reaction rate, possibly creating the conditions for simultaneous high selectivity and conversion, as required for commercial implementation.

Conflicts of interest

There are no conflicts to declare.

References

- M. Aresta, A. Dibenedetto and A. Angelini, Catalysis for the valorization of exhaust carbon: from CO₂ to chemicals, materials, and fuels. technological use of CO₂, *Chem. Rev.*, 2014, **114**, 1709–1742.
- H. R. Jhong, S. Ma and P. J. Kenis, Electrochemical conversion of CO₂ to useful chemicals: current status, remaining challenges, and future opportunities, *Curr. Opin. Chem. Eng.*, 2013, **2**, 191–199.
- Y. Zheng, W. Zhang, Y. Li, J. Chen, B. Yu, J. Wang, L. Zhang and J. Zhang, Energy related CO₂ conversion and utilization: advanced materials/nanomaterials, reaction mechanisms and technologies, *Nano Energy*, 2017, **40**, 512–539.
- S. Verma, B. Kim, H. R. M. Jhong, S. Ma and P. J. A. Kenis, A gross-margin model for defining technoeconomic benchmarks in the electroreduction of CO₂, *ChemSusChem*, 2016, **9**, 1972–1979.
- T. Vo, K. Purohit, C. Nguyen, B. Biggs, S. Mayoral and J. L. Haan, Formate: An Energy Storage and Transport Bridge between Carbon Dioxide and a Formate Fuel Cell in a Single Device, *ChemSusChem*, 2015, **8**, 3853–3858.
- W. Supronowicz, I. A. Ignatyev, G. Lolli, A. Wolf, L. Zhao and L. Mleczko, Formic acid: a future bridge between the power and chemical industries, *Green Chem.*, 2015, **17**, 2904–2911.
- J. Hietala, A. Vuori, P. Johnsson, I. Pollari, W. Reutemann and H. Kieczka, in *Ullmann's Encyclopedia of Industrial Chemistry*, 2016.
- M. Jouny, W. Luc and F. Jiao, General Techno-Economic Analysis of CO₂ Electrolysis Systems, *Ind. Eng. Chem. Res.*, 2018, **57**, 2165–2177.
- T. Reda, C. M. Plugge, N. J. Abram and J. Hirst, Reversible interconversion of carbon dioxide and formate by an electroactive enzyme, *Proc. Natl. Acad. Sci. U. S. A.*, 2008, **105**, 10654–10658.
- X. Min and M. W. Kanan, Pd-Catalyzed Electrohydrogenation of Carbon Dioxide to Formate: High Mass Activity at Low Overpotential and Identification of the Deactivation Pathway, *J. Am. Chem. Soc.*, 2015, **137**, 4701–4708.
- K. P. Sokol, W. E. Robinson, A. R. Oliveira, S. Zacarias, C. Y. Lee, C. Madden, A. Bassegoda, J. Hirst, I. A. C. Pereira and E. Reisner, Reversible and Selective Interconversion of Hydrogen and Carbon Dioxide into Formate by a Semiartificial Formate Hydrogenlyase Mimic, *J. Am. Chem. Soc.*, 2019, **141**, 17498–17502.
- D. Gao, H. Zhou, F. Cai, D. Wang, Y. Hu, B. Jiang, W. Bin Cai, X. Chen, R. Si, F. Yang, S. Miao, J. Wang, G. Wang and X. Bao, Switchable CO₂ electroreduction *via* engineering active phases of Pd nanoparticles, *Nano Res.*, 2017, **10**, 2181–2191.
- S. Sarkar and S. C. Peter, An overview on Pd-based electrocatalysts for the hydrogen evolution reaction, *Inorg. Chem. Front.*, 2018, **5**, 2060–2080.
- R. Kortlever, I. Peters, S. Koper and M. T. M. Koper, Electrochemical CO₂ Reduction to Formic Acid at Low Overpotential and with High Faradaic Efficiency on Carbon-Supported Bimetallic Pd–Pt Nanoparticles, *ACS Catal.*, 2015, **5**, 3916–3923.
- X. Bai, W. Chen, C. Zhao, S. Li, Y. Song, R. Ge, W. Wei and Y. Sun, Exclusive Formation of Formic Acid from CO₂ Electroreduction by a Tunable Pd–Sn Alloy, *Angew. Chem., Int. Ed.*, 2017, **56**, 12219–12223.
- B. Jiang, X. G. Zhang, K. Jiang, D. Y. Wu and W. Bin Cai, Boosting Formate Production in Electrocatalytic CO₂ Reduction over Wide Potential Window on Pd Surfaces, *J. Am. Chem. Soc.*, 2018, **140**, 2880–2889.
- F. Zhou, H. Li, M. Fournier and D. R. MacFarlane, Electrocatalytic CO₂ Reduction to Formate at Low Overpotentials on Electrodeposited Pd Films: Stabilized Performance by Suppression of CO Formation, *ChemSusChem*, 2017, **10**, 1509–1516.
- A. Klinkova, P. De Luna, C. T. Dinh, O. Voznyy, E. M. Larin, E. Kumacheva and E. H. Sargent, Rational Design of Efficient Palladium Catalysts for Electroreduction of Carbon Dioxide to Formate, *ACS Catal.*, 2016, **6**, 8115–8120.
- J. Su, L. Yang, M. Lu and H. Lin, Highly efficient hydrogen storage system based on ammonium bicarbonate/formate redox equilibrium over palladium nanocatalysts, *ChemSusChem*, 2015, **8**, 813–816.
- D. C. Engel, G. F. Versteeg and W. P. M. Van Swaaij, *Chem. Eng. Res. Des.*, 1995, **73**, 701–706.
- W. Yang, K. Dastafkan, C. Jia and C. Zhao, Design of Electrocatalysts and Electrochemical Cells for Carbon Dioxide Reduction Reactions, *Adv. Mater. Technol.*, 2018, **3**, 1–20.
- S. Liang, N. Altaf, L. Huang, Y. Gao and Q. Wang, Electrolytic cell design for electrochemical CO₂ reduction, *J. CO₂ Util.*, 2019, **35**, 90–105.
- P. Lobaccaro, M. R. Singh, E. L. Clark, Y. Kwon, A. T. Bell and J. W. Ager, Effects of temperature and gas–liquid mass transfer on the operation of small electrochemical cells for the quantitative evaluation of CO₂ reduction electrocatalysts, *Phys. Chem. Chem. Phys.*, 2016, **18**, 26777–26785.



- 24 F. Cai, D. Gao, H. Zhou, G. Wang, T. He, H. Gong, S. Miao, F. Yang, J. Wang and X. Bao, Electrochemical promotion of catalysis over Pd nanoparticles for CO₂ reduction, *Chem. Sci.*, 2017, **8**, 2569.
- 25 S. Y. Wu and H. T. Chen, CO₂ Electrochemical Reduction Catalyzed by Graphene Supported Palladium Cluster: A Computational Guideline, *ACS Appl. Energy Mater.*, 2019, **2**, 1544–1552.
- 26 A. Lasia, Mechanism and kinetics of the hydrogen evolution reaction, *Int. J. Hydrogen Energy*, 2019, **44**, 19484–19518.
- 27 E. R. Cave, J. H. Montoya, K. P. Kuhl, D. N. Abram, T. Hatsukade, C. Shi, C. Hahn, J. K. Nørskov and T. F. Jaramillo, Electrochemical CO₂ reduction on Au surfaces: mechanistic aspects regarding the formation of major and minor products, *Phys. Chem. Chem. Phys.*, 2017, **19**, 15856–15863.
- 28 Y. Li, S. Chen, R. Long, H. Ju, Z. Wang, X. Yu, F. Gao, Z. Cai, C. Wang, Q. Xu, J. Jiang, J. Zhu, L. Song and Y. Xiong, Near-surface dilution of trace Pd atoms to facilitate Pd–H bond cleavage for giant enhancement of electrocatalytic hydrogen evolution, *Nano Energy*, 2017, **34**, 306–312.
- 29 J. Durst, C. Simon, F. Hasche and H. A. Gasteiger, Hydrogen oxidation and evolution reaction kinetics on carbon supported Pt, Ir, Rh, and Pd electrocatalysts in acidic media, *J. Electrochem. Soc.*, 2015, **162**, F190–F203.

