




Selective ring-rearrangement or ring-closing metathesis of bicyclo[3.2.1]octenes†

 Cite this: *Chem. Commun.*, 2020, 56, 11779

 Received 7th July 2020,
 Accepted 11th September 2020

DOI: 10.1039/d0cc04624h

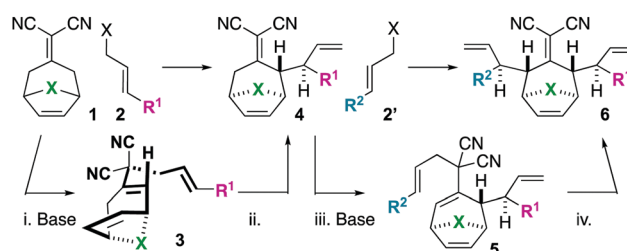
rsc.li/chemcomm

 Evgeniya Semenova, Ouidad Lahtigui, Sarah K. Scott, Matthew Albritton, Khalil A. Abboud, Ion Ghiviriga, Adrian E. Roitberg and Alexander J. Grenning *

Explored was the competitive ring-closing metathesis vs. ring-rearrangement metathesis of bicyclo[3.2.1]octenes prepared by a simple and convergent synthesis from bicyclic alkylidenemalononitriles and allylic electrophiles. It was uncovered that ring-closing metathesis occurs exclusively on the tetraene-variant, yielding unique, stereochemically and functionally rich polycyclic bridged frameworks, whereas the reduced version (a triene) undergoes ring-rearrangement metathesis to 5-6-5 fused ring systems resembling the isoryanodane core.

3,3-Dicyano-1,5-dienes are attractive substrates due to their ease of construction from ketones, malononitrile, and allylic electrophiles, and their ability to undergo Cope rearrangement.¹ In fact, 3,3-dicyano-1,5-dienes are the classic Cope rearrangement substrates.² We have been studying this class of 1,5-dienes as substrates for complex polycycloalkane synthesis.^{3–7}

We became interested in iterating the deconjugative alkylation^{8–10} and the diastereoselective[3,3]sigmatropic rearrangement steps of alkylidenemalononitrile functionalization. If performed on alkylidenemalononitriles **1** with allylic electrophiles **2/2'**, unique tetraenes **6** could be rapidly established *via* intermediates **3–5** (Scheme 1). Further piquing our interest was how these substrates would react under olefin metathesis conditions: would they undergo ring-closing metathesis (RCM¹¹) (to **7**) or ring-rearrangement metathesis (RRM¹²) (to **8**) (Scheme 2A)? ring-rearrangement metathesis would occur by the ring-opening of the central, strained cycloheptene olefin followed by double ring-closing metathesis, whereas ring-closing metathesis would result simply from the “allyl arms” reacting with each other directly. Notably, the ring-closing route would require the “allyl arms” to be *cis*-oriented^{13–16} as well as a conformationally biased¹⁷ for the axial isomer. In addition to the growing body of work on the synthesis of bridged bicyclic systems *via* RCM,^{13–16} we have previously



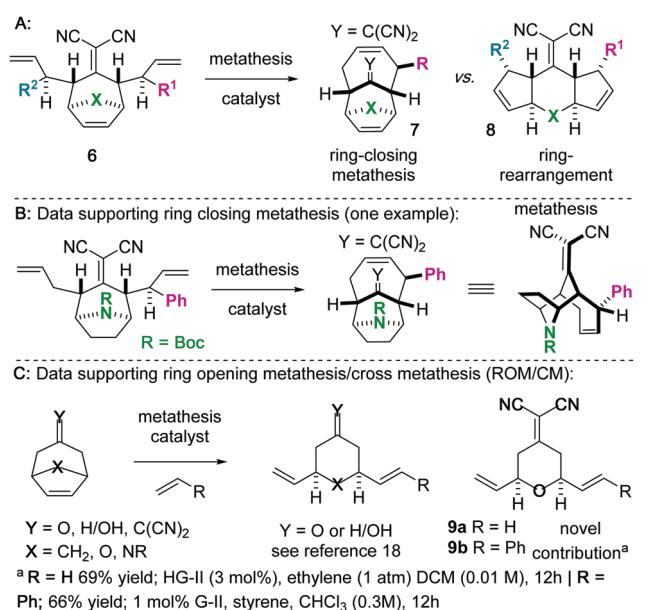
Scheme 1 Iterative deconjugative allylation/Cope rearrangement to synthesize bicyclic tetraenes (**6**).

shown one example of an RCM reaction on a scaffold related to those of interest to this work,⁶ though there are no possibilities for RRM with this particular substrate (Scheme 2B). Conversely, bridged bicyclo[3.2.1]octenes can react by ring-opening cross-metathesis (ROCM) or polymerization (ROMP) (Scheme 2C).^{18–21} For example, ketone (Y = O), alcohol (Y = H/OH), and alkylidenemalononitrile-containing scaffolds react *via* ROCM (Scheme 2C). Thus, we hypothesize that either pathway (RCM or RRM) is plausible and potentially in competition for the proposed scaffolds **6**. As such, we began a campaign to explore the reactivity and selectivity of these types of substrates in RCM *vs.* RRM reactivity. Herein we report that such tetraenes **6** undergo exclusive ring-closing metathesis to **7**. We also provide a hypothesis for the observed chemoselectivity, which ultimately yields a method to achieve exclusive ring-rearrangement metathesis to 5-6-5 tricyclic ring systems.

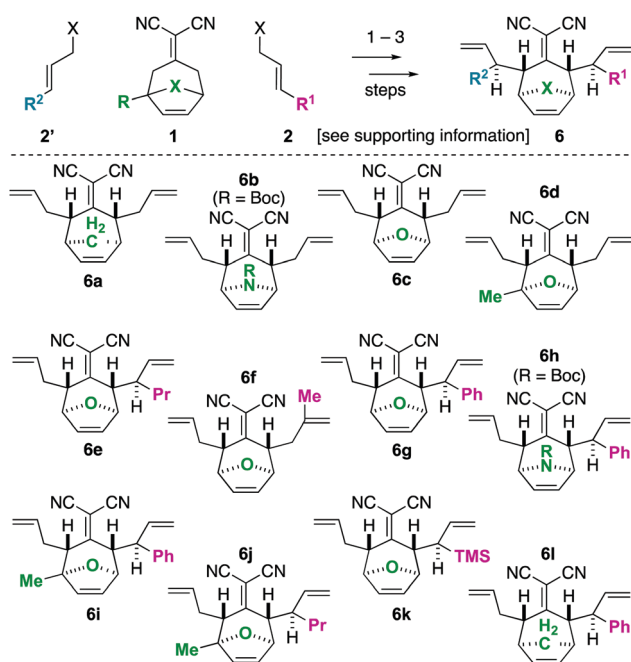
To begin our studies, we prepared tetraenes **6a–6l** by iterative deconjugative allylic alkylation/Cope rearrangement (Scheme 3). Depending on the substitution pattern, products **6** are available in 1–3 steps as single diastereomers *via* diastereoselective Cope rearrangements (see the ESI[†]). We next turned to the examination of the ring-closing metathesis (RCM) *vs.* ring-rearrangement metathesis (RRM) question posed for these substrates (Scheme 4). In these studies, standard Ru-based metathesis catalysts (Grubbs-II²² (G-II) or Hoveyda–Grubbs-II²² (HG-II)) were utilized. Substrates **6a–6l** underwent clean ring closing metathesis to **7a–7l** exclusively under conventional conditions (*e.g.* nonpolar solvent,

Department of Chemistry, University of Florida, P. O. Box 117200, Gainesville, FL, USA. E-mail: grenning@ufl.edu

† Electronic supplementary information (ESI) available. CCDC 1962315. For ESI and crystallographic data in CIF or other electronic format see DOI: 10.1039/d0cc04624h

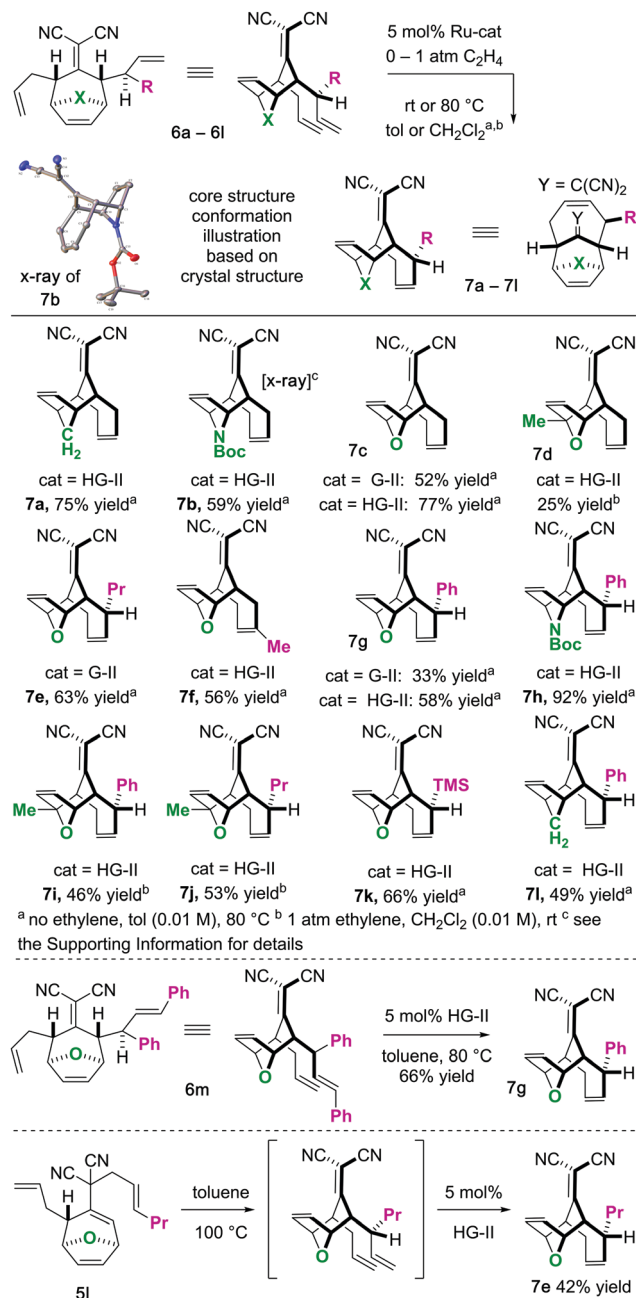


Scheme 2 (A) Will bicyclic tetraenes **6** undergo RCM or RRM? (B–C) Support for RCM and RRM.



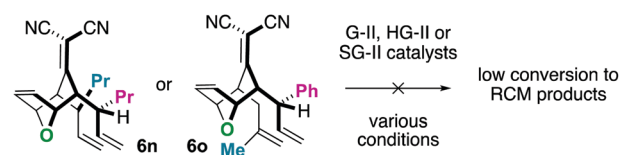
Scheme 3 Synthesis of bicyclic tetraenes.

r.t. –80 °C, with or without ethylene). Generally speaking, both catalysts examined performed reasonably well. However, in a few side-by-side comparisons, the HG-II catalyst did outperform the G-II catalyst. The first three products in the table (**7a–7c**) were either cyclopentadiene (**7a**), *N*-Boc-pyrrole (**7b**), or furan (**7c**) derived. For these substrates, the methylene or heteroatom “X-group” had little to no effect on the efficiency of the transformation. The remaining substrates **6d–6l** showcase a variety of substitution patterns and functional groups that were tolerated in the ring-closing metathesis reaction yielding **7d–7l**. We also found

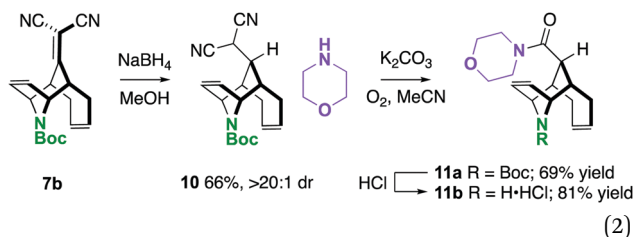


Scheme 4 Scope of ring-closing metathesis reaction.

that the 1,3-diphenylallyl moiety on **6m** performed well in the metathesis reaction to yield **7g** (Scheme 4). As a final note, preliminary data supports that the sequence can be telescoped: from **5l**, the Cope rearrangement and the ring-closing metathesis steps can be performed in one-pot fashion to yield **7e**.



(1)



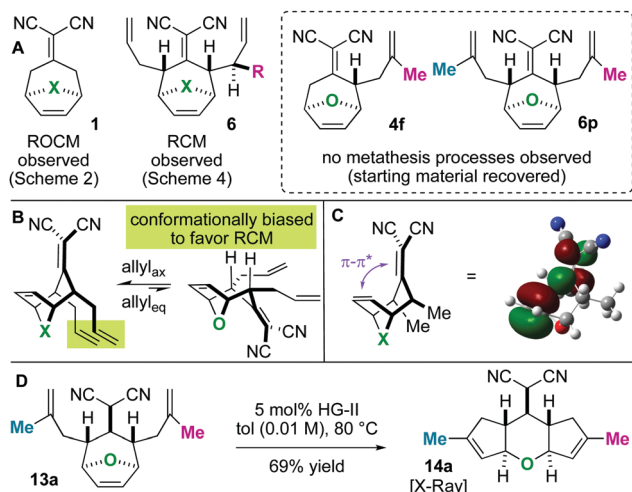
For the substrates in Scheme 4 only one of the “allylic arms” is decorated with an additional substituent. That is because it is generally challenging to perform ring-closing metathesis on densely substituted alkenes. For example, substrates **6n** and **6o** underwent sluggish and low yielding ring-closing metathesis, even with the Stewart–Grubbs (SG-II; CAS#: [927429-61-6]²³) catalyst, which is commonly more accepting to steric challenges (eqn (1)).

One way in which we envisaged finding potential application of these molecules is described in Scheme 5. In two steps, a unique piperidine carboxamide **11a** was prepared by NaBH₄ conjugate reduction and oxidative amidation.²⁴ The *N*-Boc-piperidine can be deprotected to the amine-HCl **11b** under standard conditions resulting in an interesting scaffold for drug discovery, considering that they are rigid piperidine carboxylate scaffolds.²⁵

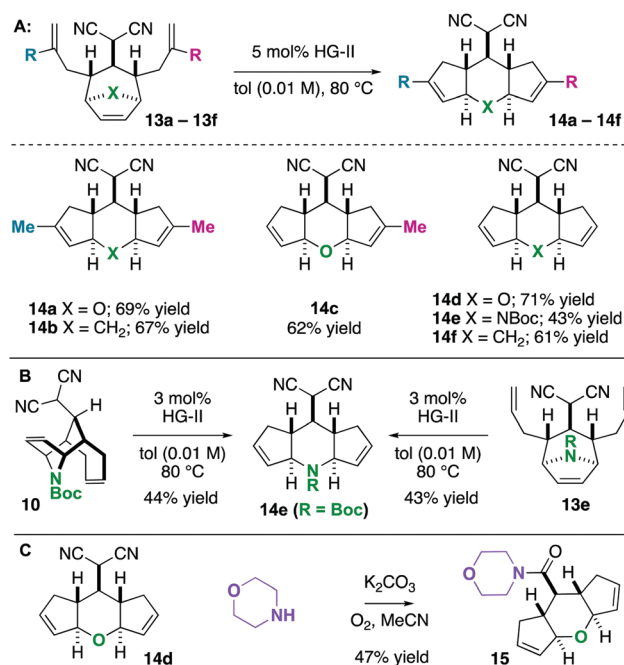
Next, we wished to understand and overturn the observed chemoselectivity for ring-closing metathesis over ring-rearrangement metathesis (Scheme 5). To compare and summarize, non-allylated (**1**) and bis-allylated (**6**) scaffolds have unique reactivity to metathesis catalysts: scaffolds **1** undergo ring-opening cross metathesis (ROCM) whereas the bis-allylated variants undergo ring-closing metathesis (RCM). A thought-provoking observation was that **6p** was wholly unreactive to metathesis catalysts. Regarding **6p**, we presumed that ring-closing metathesis to yield a tetrasubstituted olefin would be unfavourable and therefore ring-rearrangement metathesis would be the dominant

pathway. However, no metathesis processes were observed; the starting material was recovered in high yield. Furthermore, even the mono 2-methylallylated scaffold **4f** was completely unreactive (starting material recovered). These observations allow us to draw conclusions on the ring-closing vs. ring-rearrangement metathesis chemoselectivity (Scheme 5B and C). First, ring-closing metathesis is favoured when either di- or tri-substituted cyclic olefins are expected. The structures are also conformationally biased, where the “allylic arms” are in an axial-position and thus in close proximity to one another (Scheme 5B). This was confirmed by NMR studies (see the ESI[†]). And second, as shown in Scheme 5C, we have found an anchimeric effect between the cyclic alkene and the alkylidene-malononitrile (a π - π^* interaction). This was achieved computationally where structures were optimized using the DFT level of theory M062x/cc-pvdz.²⁶ Notably, the qualitative trends do not change when using a different functional or basis set combination. We found the localized bond orbitals for the π and π^* orbitals of interest, and used the second order energy between them as computed in NBO 3.1 to quantify the extent of the interaction. Specifically, a 1.9 kcal mol⁻¹ interaction energy was found. To remove this through space interaction (anchimeric effect), the alkylidene-malononitrile was reduced yielding **13a**, which exclusively underwent ring-rearrangement metathesis to **14a** (Scheme 5D).

Having found that ring-rearrangement metathesis can be favoured by alkylidene-malononitrile reduction, we next examined the scope of the RRM transformation (Scheme 6). It was found that a variety of scaffolds with 2-alkylation on the “allylic arms” were competent substrates for ring-rearrangement (**14a-c**). We expected these substrates to be successful because ring-closing



Scheme 5 (A) Summary of RCM vs. RRM selectivity. (B and C) Rationale for RCM regioselectivity: conformational bias (B) and an anchimeric effect (C). (D) Alkydienes reduction results in a scaffold that undergoes ring-rearrangement metathesis.



Scheme 6 (A and B) Ring rearrangement metathesis to 5-6-5 scaffolds. (C) Oxidative amidation.

metathesis is prohibited by the substitution patterns on the alkenes. We were pleased to also find that substrates with unsubstituted “allylic arms” also yielded the desired ring-rearrangement metathesis products **14d–14f** over the ring-closing metathesis products. It was also observed that **14e** could be prepared either from a linear precursor **13e** or a cyclic one **10**, prepared independently *via* the chemistry described in Scheme 6. Thus, there are two potential entry routes into the ring-rearranged 5-6-5 scaffolds. As a final result, the malononitrile functional group can be inter-converted to amides by Hayashi's oxidative amidation protocol as shown in the conversion of **14d** to **15**.

We have developed a protocol to assemble bicyclic[3.2.1]-tetraenes and explored their reactivity as metathesis substrates. It was uncovered that the tetraenes are kinetically predisposed to undergo ring closing metathesis yielding doubly bridged cyclodeca-1,6-dienes. It was also hypothesized that a π - π^* interaction between the strained endocyclic olefin and the alkylidenemalononitrile precluded ring-opening metathesis. In support of this hypothesis, alkylidenemalononitrile reduction can result in chemoselectivity favouring ring-rearrangement metathesis. For both of the scaffolds, the malononitrile functional group can be converted to amides by oxidative amidation. Future studies will involve the exploration of transformations favouring ring-rearrangement metathesis, as this yields frameworks common to natural products such as pepluanone,^{27,28} retigeranic acid,²⁹ perseanol,³⁰ and leucosceptroids,^{31–33} among others.

This material is based upon work supported by the National Science Foundation under Grant No. 1844443. We thank the College of Liberal Arts and Sciences and the Department of Chemistry at the University of Florida for start-up funds. We thank Umicore for the generous donation of metathesis catalysts. We thank the Mass Spectrometry Research and Education Center and their funding source: NIH S10 OD021758-01A1.

Conflicts of interest

There are no conflicts to declare.

Notes and references

- 1 E. A. Ilardi, C. E. Stivala and A. Zakarian, *Chem. Soc. Rev.*, 2009, **38**, 3133–3148.
- 2 A. C. Cope and K. E. Hoyle, *J. Am. Chem. Soc.*, 1941, **63**, 733–736.

- 3 F. Emmetiere and A. J. Grenning, *Org. Lett.*, 2020, **22**, 842–847.
- 4 P. Vertesaljai, R. Serrano, M. D. Mannchen, M. Williams, E. Semenova and A. J. Grenning, *Org. Lett.*, 2019, **21**, 5704–5707.
- 5 E. Fereyduni, J. N. Sanders, G. Gonzalez, K. N. Houk and A. J. Grenning, *Chem. Sci.*, 2018, **9**, 8760–8764.
- 6 E. Fereyduni and A. J. Grenning, *Org. Lett.*, 2017, **19**, 4130–4133.
- 7 O. Lahtigui, F. Emmetiere, W. Zhang, L. Jirmo, S. Toledo-Roy, J. C. Hersberger, J. M. Macho and A. J. Grenning, *Angew. Chem., Int. Ed.*, 2016, **55**, 15792–15796.
- 8 H. Nakamura, H. Iwama, M. Ito and Y. Yamamoto, *J. Am. Chem. Soc.*, 1999, **121**, 10850–10851.
- 9 R. B. Grossman and M. A. Varner, *J. Org. Chem.*, 1997, **62**, 5235–5237.
- 10 P. Vertesaljai, P. V. Navaratne and A. J. Grenning, *Angew. Chem., Int. Ed.*, 2016, **55**, 317–320.
- 11 M. E. Maier, *Angew. Chem., Int. Ed.*, 2000, **39**, 2073–2077.
- 12 S. Kotha, M. Meshram, P. Khedkar, S. Banerjee and D. Deodhar, *Beilstein J. Org. Chem.*, 2015, **11**, 1833–1864.
- 13 A. Morehead Jr. and R. Grubbs, *Chem. Commun.*, 1998, 275–276.
- 14 C. E. Neipp and S. F. Martin, *J. Org. Chem.*, 2003, **68**, 8867–8878.
- 15 A. Michaut, S. Miranda-Garcia, J. C. Menendez and J. Rodriguez, *Org. Lett.*, 2004, **6**, 3075–3078.
- 16 M. Lin, P.-J. Cai, Z. Zeng, N. Lin, Y. Shen, B. Tang, F. Li, C. Chen, Z.-X. Yu and Y. Zhang, *Chem. – Eur. J.*, 2018, **24**, 2334–2338.
- 17 R. Chen, Y. Shen, S. Yang and Y. Zhang, *Angew. Chem., Int. Ed.*, 2020, **59**, 14198–14210.
- 18 D. L. Wright, L. C. Usher and M. Estrella-Jimenez, *Org. Lett.*, 2001, **3**, 4275–4277.
- 19 M. D. Mihovilovic, B. Groetzl, W. Kandioller, R. Snajdrova, A. Muskotal, D. A. Bianchi and P. Stanetty, *Adv. Synth. Catal.*, 2006, **348**, 463–470.
- 20 J. Mandel, N. Dubois, M. Neuburger and N. Blanchard, *Chem. Commun.*, 2011, **47**, 10284–10286.
- 21 P. Disetti, L. Piras, M. Moccia, M. Saviano and M. F. A. Adamo, *Eur. J. Org. Chem.*, 2017, 6202–6208.
- 22 M. Scholl, S. Ding, C. W. Lee and R. H. Grubbs, *Org. Lett.*, 1999, **1**, 953–956.
- 23 I. C. Stewart, T. Ung, A. A. Pletnev, J. M. Berlin, R. H. Grubbs and Y. Schrodi, *Org. Lett.*, 2007, **9**, 1589–1592.
- 24 J. Li, M. J. Lear and Y. Hayashi, *Angew. Chem., Int. Ed.*, 2016, **55**, 9060–9064.
- 25 E. Vitaku, D. T. Smith and J. T. Njardarson, *J. Med. Chem.*, 2014, **57**, 10257–10274.
- 26 See the ESI† for details related to this computational analysis.
- 27 G. Corea, E. Fattorusso, V. Lanzotti, P. Di Meglio, P. Maffia, G. Grassia, A. Ialenti and A. Ianaro, *J. Med. Chem.*, 2005, **48**, 7055–7062.
- 28 E. Barile, E. Fattorusso, A. Ialenti, A. Ianaro and V. Lanzotti, *Bioorg. Med. Chem. Lett.*, 2007, **17**, 4196–4200.
- 29 M. Kaneda, R. Takahashi, Y. Iitaka and S. Shibata, *Tetrahedron Lett.*, 1972, **13**, 4609–4611.
- 30 A. Han, Y. Tao and S. E. Reisman, *Nature*, 2019, **573**, 563–567.
- 31 C. L. Hugelshofer and T. Magauer, *J. Am. Chem. Soc.*, 2015, **137**, 3807–3810.
- 32 C. L. Hugelshofer and T. Magauer, *Angew. Chem., Int. Ed.*, 2014, **53**, 11351–11355.
- 33 S. Guo, J. Liu and D. Ma, *Angew. Chem., Int. Ed.*, 2015, **54**, 1298–1301.