

Cite this: *RSC Adv.*, 2015, 5, 83391Received 28th May 2015  
Accepted 14th September 2015

DOI: 10.1039/c5ra10076c

www.rsc.org/advances

## Advancement in methodologies for reduction of nitroarenes

Hari K. Kadam and Santosh G. Tilve\*

The importance of aryl amines as raw materials for various applications has spurred extensive research in developing economic processes for the reduction of nitroarenes. Developing green methodologies is now a compelling discipline for synthetic organic chemists. The recent surge in nanochemistry has led to the development of some interesting applications in nitro reduction processes. This review discusses some recent examples of reports in this field. The different methods are classified based on the source of hydrogen utilized during reduction and the mechanism involved in the reduction process.

Synthetic chemistry plays a vital role in satisfying the huge demand for organic, inorganic or biochemical materials required for various important applications. Major problems in achieving this noble task are (i) energy-expensive technologies; (ii) use of toxic solvents, reagents or catalysts; (iii) generation of harmful waste as by-products, *etc.*<sup>1</sup> Most of these issues are tackled in synthetic preparations and transformations by (i) designing reactions maintaining atom economy and minimum energy usage; (ii) revealing domino processes; (iii) improving the existing processes to minimize waste; (iv) developing methods in an energy-efficient manner; (v) exploring non-toxic recyclable catalysts; (vi) replacing polluting solvent systems with aqueous medium for reactions; and (vii) using renewable sources of energy.<sup>1e,f,i,2</sup>


Aromatic amines are important intermediates in the synthesis of several nitrogen-containing biologically active compounds, agrochemicals, dyes, polymers, *etc.*<sup>3</sup> They are the precursors for many synthetically important intermediates like amides, imines, azo compounds, isocyanates and diazonium salts which could be converted to various other functional groups.<sup>4</sup> Anilines also form substructures of many pharmaceutical compounds (Fig. 1). Paracetamol<sup>5</sup> **1a**, a widely used analgesic and antipyretic, is an acetyl derivative of *p*-aminophenol. Bicalutamide<sup>6</sup> **1b** is a non-steroidal antiandrogen administered orally for the treatment of prostate cancer and hirsutism. This drug has a *p*-cyano-*m*-trifluoroaniline component in its structure. Nilutamide<sup>7</sup> **1c** having a *p*-nitro-*m*-trifluoromethylaniline core in its chemical structure is an antiandrogen used in the treatment of advanced-stage prostate cancer. Erlotinib<sup>8</sup> **1d** having an *m*-acetylenylaniline and quina-zoline component is a reversible tyrosine kinase inhibitor being

Department of Chemistry, Goa University, Taleigao Plateau, Goa-403206, India.  
E-mail: stilve@unigoa.ac.in



*Dr Hari K. Kadam (born in Goa, India) completed his MSc (organic chemistry) with a Gold Medal in 2009 from Goa University and simultaneously passed the CSIR-UGC NET JRF exam. He completed his PhD degree in 2015 at Goa University under the supervision of Prof. S. G. Tilve. Presently, he is employed in St Xavier's College, Goa as assistant professor in chemistry. His current research*

*interests include synthesis of bioactive heterocyclic compounds and cross coupling reactions.*



*Prof. Santosh G. Tilve is a professor of organic chemistry at the Department of Chemistry, Goa University. He received his PhD degree in 1989 from Pune University under the supervision of Prof. R. S. Mali. After working in the chemical industry for six months, he started his academic career as a lecturer at Goa University. He was promoted to associate professor in 1999 and to full professor in 2007. He also*

*worked as a visiting fellow with Prof. I. Blair at the Pennsylvania University (USA) in 2000–2002. His current research interests include asymmetric synthesis, heterocycles, green chemistry, domino reactions and nanocomposites as catalysts.*

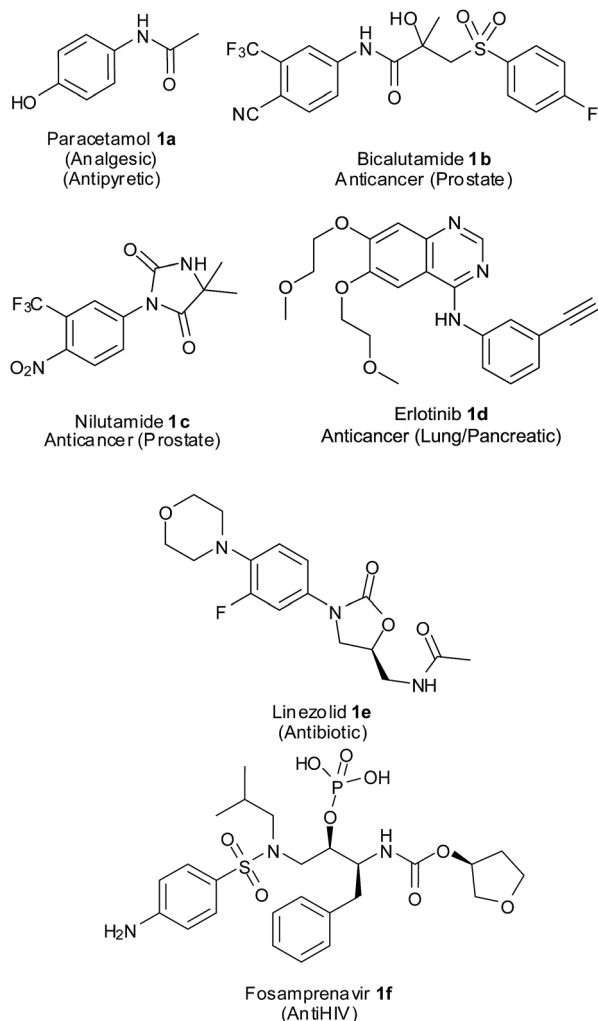
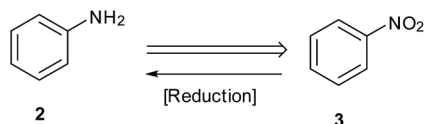


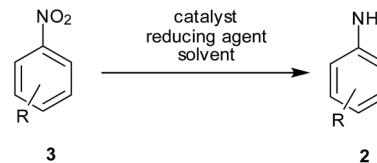
Fig. 1 Medicinal compounds with aryl amine core structures.

used in the treatment of non-small cell lung cancer and pancreatic cancer. Linezolid<sup>9</sup> **1e**, a synthetic antibiotic for multi drug resistant Gram-positive bacteria, has an *m*-fluoro-*p*-morpholinoaniline component. Fosamprenavir<sup>10</sup> **1f**, an anti-HIV drug and pro-drug of amprenavir, has a *p*-sulfonamidoaniline unit in its structure.

Reduction of nitroarenes is a most common, short and facile route employed to prepare anilines and is one of the areas where a major part of recent published work is targeted (Scheme 1).<sup>11,12</sup> Synthetic chemists are now focusing on exploring new and efficient catalysts and developing simple and green procedures for this reaction. Selectivity in this reduction on larger scales is an important challenge in industrial



Scheme 1 Efficient approach for synthesis of aryl amine.



Scheme 2 Reduction of nitroarenes.

processes.<sup>13</sup> Starting with Bechamp reduction,<sup>14</sup> a century-old process where a lot of metallic waste is generated, recent advances provide methods using catalytic metals and clean reaction conditions.

Our interest in achieving reduction of nitroarenes and other green methodologies<sup>15</sup> stimulated us to compile recent progresses and achievements reported for developing facile, energy-efficient and green methodologies for reduction of nitroarenes (Scheme 2).

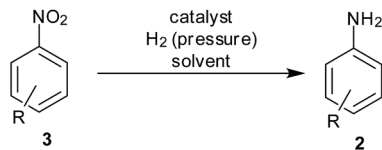
The discussion is organized with respect to the use of reducing agents such as molecular H<sub>2</sub>, hydrides, hydrazine, *in situ* H<sub>2</sub> generation, metal reductants, redox systems, light-induced electron transfer and biotic reduction in benign, clean, non-hazardous and non-polluting processes for reduction of nitroarenes.

(1) Hydrogen gas, (2) NaBH<sub>4</sub>, (3) silyl hydrides, (4) hydrazine hydrate, (5) *in situ* H<sub>2</sub> generation, (6) direct metal, (7) MPV type redox processes using organic reducing agents (transfer hydrogenation), (8) light-induced photocatalysis, (9) biotic reduction.

## 1. Hydrogen gas

Molecular hydrogen in the presence of metal/metal oxide can cause clean reduction of a nitro group into an amine along with water, a benign by-product (Scheme 3). However, the formation of intermediates like *N*-phenylhydroxylamine (PHA), nitrosobenzene, azobenzene, azoxybenzene and hydroazobenzene and their further conversion to amines is an integral part of the reaction associated with such reductions. Metal leaching, recovery of catalyst, low catalyst loading, higher turnover cycle, use of benign solvent, low pressure conditions and compatibility of other functional groups are the problems to be addressed while designing a metal-bound catalyst. Earlier reports mostly used carbon as a support whereas newer supporting agents are now tried for efficient recovery and selectivity studies.<sup>11d</sup>

Magnetic catalysts have attracted considerable attention these days due to their ease of separation. Amine-functionalized magnetic Fe<sub>3</sub>O<sub>4</sub> nanoparticles (NPs) supporting 1.6 mol% Pd were developed as a catalyst for reduction of aromatic nitro compounds to anilines using H<sub>2</sub> gas in ethanol at r.t. by Ma and coworkers<sup>16</sup> (Table 1). Here magnetic separation helped in the efficient recovery of the catalyst. Halogen (Cl, Br)- or hydroxyl group-bearing nitrobenzenes were selectively reduced to corresponding anilines with 92–99% yield. The authors report no dehalogenated products. Compared to traditional reduction (10% Pd-C), which requires 2 h for completion, the reductions



Scheme 3 Reduction of nitroarenes using hydrogen gas.

took place in shorter times (1 h) with less loading of Pd due to the activating effect of the amine functionality present on the support. The reduction of 1-nitronaphthalene took a longer time (75 min). The catalyst showed excellent reusability for ten cycles with negligible leaching of the metal and TOF of 83.33 h<sup>-1</sup>. This reduction system could also reduce the double bonds in stilbene, cinnamyl alcohol and methyl cinnamate. The Heck reaction was also performed with an excellent yield using this catalyst.

Pd supported on magnetic Fe<sub>3</sub>O<sub>4</sub> was developed by Amali and Rana<sup>17a</sup> for selective reduction of chloronitroarenes. These systems showed TOF of 48.5 h<sup>-1</sup> and negligible leaching even after 10 cycles. Similarly Pd(0) was immobilized with polyethyleneimine on Fe<sub>3</sub>O<sub>4</sub> NPs by Sun and coworkers.<sup>17b</sup> Low loading of Pd (0.25%) could also efficiently and selectively reduce 4-nitroacetophenone to 4-acetylaniline. The former was also used for Suzuki reaction and the latter for reduction of double and triple bonds as well as Suzuki–Miyaura reaction. The stability and efficient magnetic recovery of the catalyst in turn helped in enhancing the reusability up to five cycles with a slight decrease in activity. Palladium nanoclusters entrapped in polyurea prepared by Ji *et al.*<sup>18</sup> exhibit dual catalytic activity for reduction of nitro compounds and dehalogenation of aromatic chlorides in atmospheric hydrogen with 100% yield for reduction of nitro compounds at room temperature and >99% yield for dehalogenation of aromatic chlorides under refluxing methanol conditions. This immobilizing method was particularly effective and eliminated the need of special chelating groups. However, the authors have not addressed the usual selectivity study for problems of concurrent dehalogenation.

Supercritical CO<sub>2</sub> as a green solvent was used along with Pd NPs supported on B–MCM-41 as catalyst and H<sub>2</sub> gas for hydrogenation of nitro aromatics by Chatterjee *et al.*<sup>19</sup> The *o*-, *m*- and *p*-chloronitrobenzenes (CNB) were reduced to the corresponding amines with high selectivity of >99% and conversion in the order of *p* > *m* > *o*. This system could also reduce a nitrile group and a phenol to cyclohexanone. However, in all the above cases selectivity in the reduction between nitro and functional groups like olefin, aldehyde, cyano and benzyl ether was not studied.

Hydrogenation of nitroarenes catalyzed by gum acacia-supported Pt colloids with 0.24 mol% catalyst loading in water at r.t. using H<sub>2</sub> at 1 atm is described by Sreedhar *et al.*<sup>20</sup> This catalytic condition was inert to halogens, aldehydes and ketones with selective reduction of nitro group in 68 to 95% yield. The yields were found to be consistent for 5 cycles with no leaching of metal.

Newer carbon supports have attracted the attention of people working in the field of catalysis. Pt supported on carbon

nanotubes (Pt/CNT) and PtM/CNT (M = Mn, Fe, Co, Ni and Cu) were studied as catalysts for selective hydrogenation of *m*- and *o*-CNB to corresponding chloroanilines by Han and Li.<sup>21a</sup> All metals studied except Cu were found to enhance the catalytic behavior of Pt/CNT and PtFe/CNT was found to be the best. Solvent-free selective hydrogenation of nitrobenzene to aniline using ultrafine Pt deposited on carbon nanotubes is reported by Sun *et al.*<sup>21b</sup> High turnover frequency (69 900 h<sup>-1</sup>) without accumulation of PHA is noteworthy in this process. However, reusability, metal leaching and selectivity to other functional groups were not studied for this process.

Chaudret *et al.* have described the chemoselective reduction of a series of functionalized nitroarenes with H<sub>2</sub> gas (1 bar) at r.t. using Pt NPs stabilized with N-heterocyclic ligands as catalyst.<sup>22</sup> Sensitive functionalities such as carbonyl, olefins as well as halogens were tolerated in this reduction. Ethyl-4-nitrocinnamate was reduced with 79% selectivity, 4-chloronitrobenzene with 95%, 4-nitrobenzaldehyde with 94% and 3-nitropyridine with >99%.

Ionic liquids (IL) are pursued as green alternatives for toxic volatile solvents. IL-like copolymer stabilized Pt nanocatalysts were studied for selective hydrogenation of 2,4-dichloro-3-nitrophenol to 2,4-dichloro-3-aminophenol using H<sub>2</sub> gas in

Table 1 Reduction methodologies using hydrogen gas

Entry	Catalysts	H <sub>2</sub> pressure (atm)	Solvent, conditions	Ref.
1	Fe <sub>3</sub> O <sub>4</sub> -NH <sub>2</sub> -Pd	1	EtOH, r.t.	16
2	Pd/Fe <sub>3</sub> O <sub>4</sub>	1	EtOH/THF, r.t.	17
3	Polyurea entrapped Pd nanoclusters	1	<i>n</i> -Hexanes, r.t.	18
4	Pd-B-mesoporous molecular sieve	20	scCO <sub>2</sub> , 50 °C	19
5	Colloidal gum acacia-Pt NPs	1	Water, r.t.	20
6	Pt/carbon nanotubes	1	EtOH, r.t.	21a
7	Pt-multiwalled carbon nanotubes	40	Aniline, 60 °C	21b
8	Pt-N-heterocyclic carbene NPs	1	THF, r.t.	22
9	Pt-ionic liquid	10	90 °C	23
10	Pt-polysiloxane gel	10	EtOAc, r.t. – 50 °C	24
11	Pt/SiO <sub>2</sub>	1	IPA, r.t.	25
12	Au-TiO <sub>2</sub>	9	Toluene, 100 °C	26a
13	Au-TiO <sub>2</sub> /Au-Fe <sub>2</sub> O <sub>3</sub>	9–25	Toluene, 110 °C	26b
14	Au-organic-inorganic hybrid SiO <sub>2</sub>	40	EtOH, 100–140 °C	27
15	Au-ZrO <sub>2</sub>	10	EtOH, 150 °C	28
16	Au-boronate NPs	5	Toluene, 100 °C	29
17	Pt-Au-TiO <sub>2</sub>	10	EtOH, 50 °C	30
18	Ag-CeO <sub>2</sub>	6	Dodecane, 110 °C	31
19	Colloidal Ni-carboxymethyl cellulose	40	H <sub>2</sub> O-MeOH, r.t.	32
20	TiO <sub>2</sub> /Ni-TiO <sub>2</sub>	40	H <sub>2</sub> O-CO <sub>2</sub> , 35 °C	33
21	Ni-SiO <sub>2</sub>	20–30	EtOH, 110 °C	34
22	Ru-reduced graphene oxide	20	EtOH-H <sub>2</sub> O, 110 °C	35
23	Mixed Ln-succinate-sulfate	5	Toluene, 90 °C	36

different IL by Yuan *et al.*<sup>23</sup> The IL system containing an alcohol group displayed better selectivity, recyclability (9 times) and higher turnover number (2075).

Polysiloxane gels containing Pt species, [Pt]@SiC<sub>6</sub> and [Pt]@SiC<sub>6</sub>-TAA, were demonstrated by Nagashima and coworkers as recyclable heterogeneous catalysts for reduction of various nitro compounds to their corresponding amines with other functional groups (ester, ketone, benzyl ether, benzyl alcohol, amide and chloro) remaining intact.<sup>24</sup> Turnover number up to 10 000 was achieved, the catalyst recovery/reuse was done five times and metal leaching was beyond detection limits. Aliphatic nitro groups were reduced rather slowly at room temperature.

Substituted nitro aromatics were selectively hydrogenated to the corresponding *N*-aryl hydroxylamines in excellent yields (up to 99%) using supported platinum catalysts such as Pt/SiO<sub>2</sub> under a hydrogen atmosphere (1 bar) at room temperature by Takenaka *et al.*<sup>25</sup> This reduction was carried out in IPA with DMSO and *n*-BuNH<sub>2</sub> as additives.

The chemical community had ignored gold due to its low reactivity, but recently its unique catalytic properties have drawn the attention of numerous research groups, which has been reflected in a number of research publications in the literature.

Chemoselective reduction of nitroarenes containing double bonds, carbonyl, nitrile or amide groups on supported gold NPs (Au/TiO<sub>2</sub> and Au/Fe<sub>2</sub>O<sub>3</sub>), using a batch reactor under H<sub>2</sub> pressure, was demonstrated by Corma *et al.*<sup>26a</sup> This group also used Au on TiO<sub>2</sub> as a hydrogenation catalyst to prepare azo compounds directly from nitroaromatics through a two-step (hydrogenation followed by aerobic oxidation), one-pot, one-catalyst reaction.<sup>26b</sup>

Highly dispersed gold NPs supported on organic–inorganic hybrid silica were shown to exhibit good catalytic activity and stability for liquid phase catalytic hydrogenation of aromatic nitro compounds by Tan *et al.*<sup>27</sup> *p*-CNB was reduced with 80% selectivity with a significant amount of *p*-chloronitroso intermediate remaining. Similarly hydrogenation of CNBs to chloroanilines with complete selectivity was reported over Au/ZrO<sub>2</sub> catalyst with H<sub>2</sub> gas in ethanol by He *et al.*<sup>28</sup> Recently, gold NPs embedded in boronate self-assemblies were used for selective reduction of 4-nitrostyrene using H<sub>2</sub> gas.<sup>29</sup> Adding small amounts of Pt entities (0.01–0.03 wt%) onto the Au surface of a Au/TiO<sub>2</sub> catalyst was shown to be an efficient approach to improve the catalytic activity of Au for the hydrogenation of *p*-CNB by He *et al.*,<sup>30</sup> where the C–Cl bond remained intact. Excess amounts of Pt (>0.03 wt%) and high reaction temperatures caused the occurrence of the undesired catalytic hydrodechlorination reaction of *p*-CNB. Reusability of this catalyst system was demonstrated for five cycles without leaching of any of the metals.

Ag@CeO<sub>2</sub> core–shell nanocomposite was used as a catalyst for reduction of nitro compounds to anilines with H<sub>2</sub> gas by Kaneda and coworkers.<sup>31</sup> This catalyst helped to achieve complete selectivity towards nitro reduction in the presence of double bonds with >95% yield. Selectivity in the presence of other functional groups particularly like halogen or aldehyde would have been interesting but appears not to have been studied. This system could also reduce oxiranes to alkenes.

Among the coinage metals, Ni is preferred over other metals because of its low cost. A biopolymer–inorganic catalyst system involving colloidal Ni and carboxymethylcellulose was reported for reduction of nitroaromatics using H<sub>2</sub> gas at r.t. in MeOH–water mixture by Ali and coworkers.<sup>32</sup> Various aniline products were obtained with a substrate : catalyst ratio of 100 : 1 and 40 bar H<sub>2</sub> gas in 79–96% yields. Reduction was achieved in the presence of ester, OH and NH<sub>2</sub> groups on the aromatic ring. This system was also useful for reduction of ketone to secondary alcohol. Low pressure CO<sub>2</sub>–water system with Ni was applied for reduction of nitrobenzene to aniline by Arai and coworkers.<sup>33</sup> Ni was supported on Al<sub>2</sub>O<sub>3</sub> for this reduction. Similarly CNB was reduced to chloroaniline with Ni/TiO<sub>2</sub> in low pressure CO<sub>2</sub> (3 MPa)–water system by the same group. Zheng *et al.*<sup>34a</sup> have described Ni/SiO<sub>2</sub> catalyst for selective reduction of nitroarenes to anilines using H<sub>2</sub> gas wherein ketone, aldehyde, chloro and amide functionalities were found to be unaffected. Magnetic recovery and reusability of this supported catalyst were also demonstrated for five cycles. Jiang's group has recently presented a one-pot synthesis of Ni–Ni–Fe<sub>2</sub>O<sub>4</sub>/carbon nanofiber composites from biomass and utilized them as a catalyst for selective hydrogenation of aromatic nitro compounds with hydrogen gas.<sup>34b</sup>

Graphene and graphene oxide materials are studied for various applications in material science and this trend has been followed even in catalysis because of their applications as supports and also their ability to enhance the property exhibited by a catalyst.

A reduced graphene oxide (RGO)-supported ruthenium (Ru) catalyst was prepared by Wang *et al.* and applied for the selective hydrogenation of *p*-CNB to *p*-chloroaniline, exhibiting a turnover frequency (TOF) of 1800 h<sup>−1</sup> and a selectivity of 99.6% at complete conversion of *p*-CNB. Ketone functionality was also well tolerated during the reduction.<sup>35</sup> Here Ru NPs were in an electron-deficient state due to the electron transfer between the NPs and the RGO sheets. No loss in efficiency of this catalyst system was observed for ten runs with minimal leaching of Ru (0.2%).

Mixed lanthanide succinate–sulfate isostructural 3D polymeric metal–organic frameworks of monoclinic space group have also been used for reduction of the nitro group by Monge and coworkers.<sup>36</sup> Other reducible groups like aldehyde, cyano, halogen (Br, I) remained unaffected during the reduction.

Though catalytic hydrogenation is routinely employed in industry and in research laboratories, it has the distinct disadvantage of the requirement of special equipment to handle high-pressure and inflammable H<sub>2</sub>. Also a large amount of hydrogen is wasted and is usually lost to the atmosphere after the reaction is over.

## 2. NaBH<sub>4</sub>

*In situ* generation of hydrogen during the reduction process can avoid the use of sophisticated equipment required for handling hydrogen gas and wastage due to excess use of gas under pressure. NaBH<sub>4</sub> has been employed as a clean source of hydrogen generation in fuel cells using different metal-bound

catalysts. The same system could also be used for reduction of nitro to amine functionality with formation of non-toxic sodium borate as a by-product (Scheme 4).

Ease of handling  $\text{NaBH}_4$  is also an added advantage in this process. The functional groups which get reduced with  $\text{NaBH}_4$  are usually not tolerated during usage of this reduction process.

Synthesis of Pd-incorporated poly(3,4-ethylenedioxythiophene) (PEDOT) matrix in aqueous medium was achieved and its catalytic activity was demonstrated using a model reaction, *i.e.* reduction of 4-nitrophenol to 4-aminophenol using  $\text{NaBH}_4$ , by Harish *et al.*<sup>37a</sup> (Table 2). Similar solid-supported Pd(0)-catalyzed highly chemoselective reduction of nitroarenes to the corresponding anilines was accomplished in  $\text{MeOH-H}_2\text{O}$  mixture by Shil *et al.*<sup>37b</sup> This catalyst showed high compatibility with various reducing agents like  $\text{NaBH}_4$ ,  $\text{Et}_3\text{SiH}$ , and  $\text{NH}_2\text{NH}_2 \cdot \text{H}_2\text{O}$ , and a large number of reducible functional groups such as sulfonamide, amide, carboxylic acid, ester, alcohol, halide, heterocycle, nitrile, alkene, carbonyl, *O*-benzyl, and *N*-benzyl were tolerated.

Pd(II) phthalocyanine was also used with low catalyst loading up to 1 mol% along with  $\text{NaBH}_4$  in EtOH by Verma *et al.*<sup>38</sup>

Dumbbell- and flower-like  $\text{Au-Fe}_3\text{O}_4$  heterostructures have been fabricated by thermal decomposition of an iron oleate complex in the presence of Au NPs using different sizes of Au NPs as the seeds and employed as magnetically recyclable catalysts (for *p*-nitrophenol and 2,4-dinitrophenol reduction) by Lin and Doong.<sup>39a</sup> Similarly, Cu(II) NPs on silica  $\text{Fe}_3\text{O}_4$  support were used for reduction of nitroarenes with  $\text{NaBH}_4$  in aqueous medium at r.t. by Sharma *et al.*<sup>39b</sup> Other reducible moieties like CN and halides were retained during reduction.

Nanocrystalline magnesium oxide-supported gold NPs were used as a recyclable heterogeneous catalyst for reduction of nitroarenes to anilines using sodium borohydride in double distilled water at room temperature by Maheswaran and coworkers.<sup>40</sup> This reduction system could tolerate various substitutions of the aromatic ring, like F, Cl, Br, I,  $\text{OCH}_3$ , COOMe, vinyl, CN, OH and  $\text{NH}_2$ . After the reduction the spent catalyst could be recycled by centrifugation and reused. There was a slight loss in recovery, which resulted in a marginal decrease in efficiency.

Uniform-sized gold nanorods have been prepared by Bai *et al.*<sup>41</sup> *via* a three-step seed-mediated growth method using a long-chain ionic liquid (IL,  $\text{C}_{12}\text{mimBr}$ ) as a capping agent and

Table 2 Reduction methodologies using  $\text{NaBH}_4$

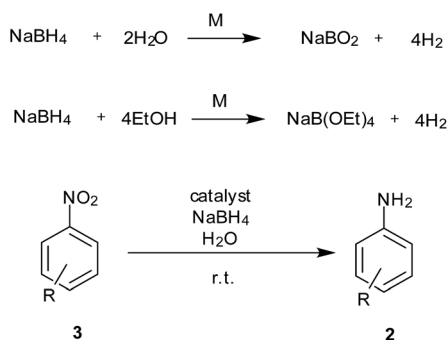
Entry	Catalyst	Ref.
1	Pd-poly(3,4-ethylenedioxythiophene) matrix	37
2	Pd(II) phthalocyanine <sup>a</sup>	38
3	Au- $\text{Fe}_3\text{O}_4$ nanocatalyst	39a
4	Cu(II)silica@ $\text{Fe}_3\text{O}_4$ composites	39b
5	Au-Nano Active MgO Plus	40
6	Au nanorods, $\text{KBH}_4$	41
7	Au-epigallocatechin-3-gallate-collagen fiber	42
8	Au-resorcinarene NPs	43
9	Au-alumina/membrane	44
10	Au-boronate NPs	30
11	Au-double hydrophilic block copolymer	45
12	Au-graphene hydrogel	46
13	Au- $\text{TiO}_2$ <sup>b</sup>	47
14	Ag-halloysite nanotubes	48
15	Ag quantum clusters	49
16	Ag-Au- $\text{Fe}_3\text{O}_4$ -carbon composite	50
17	Ag-graphite-polyamidoamine dendrimer	51
18	Hollow Ag nanospheres	52
19	(Pt/Au) NPs	53
20	$\text{CuBr}_2$ <sup>c</sup>	15b
21	Cu NPs	54a
22	Cu-ferrite graphene hybrid	54b
23	Pd/Cu/graphene	54c
24	Cu/MIL-101(Cr) nanocomposites	55
25	$\text{Co}_3\text{S}_4$	56
26	Co- $\text{Co}_2\text{B}$ <sup>d</sup>	15c

<sup>a</sup> EtOH, 100 °C. <sup>b</sup>  $\text{NH}_3\text{BH}_3$ , EtOH. <sup>c</sup> EtOH. <sup>d</sup> MeOH.

exhibited excellent catalytic efficiency for the reduction of *p*-nitrophenol and *p*-nitroaniline. Size-controlled Au NPs supported on collagen fiber (CF) were prepared by Shi and coworkers.<sup>42</sup> Epigallocatechin-3-gallate, a typical plant polyphenol, was grafted onto CF surfaces to serve as a reducing/stabilizing agent, so that the Au NPs were generated on the CF surface without introduction of extra chemical reagents or physical treatments. These stabilized Au NPs were found to be active heterogeneous catalysts for the reduction of 4-nitrophenol to 4-aminophenol in aqueous phase. The catalyst was recovered simply by filtering and successfully used for 20 cycles with conversion of >98%.

Resorcinarene-functionalized Au NPs were prepared in aqueous solution in the presence of amphiphilic tetramethoxyresorcinarene tetraamidoamide by Yan and coworkers.<sup>43</sup> The catalytic activity of the obtained Au NPs for the reduction of aromatic nitro compounds was investigated. Layer-by-layer deposition of polyelectrolyte/Au NP films in porous alumina, track-etched polycarbonate and nylon substrates gave catalytic membranes that showed high catalytic activity in the selective reduction (98%) of *p*-nitroaromatic compounds containing cyano, chloro, and vinyl with sodium borohydride, as described by Bruening and coworkers.<sup>44</sup> The reduction of nitrocyclohexane was incomplete, giving corresponding nitroso (73%) and amine (27%) compounds.

4-Nitrophenol was reduced with  $\text{NaBH}_4$  using Au-boronate NPs.<sup>29</sup> Water-dispersible Au NPs using a double hydrophilic block copolymer, poly(ethylene oxide)-*block*-poly(acrylic acid),



Scheme 4 Reduction of nitroarenes using  $\text{NaBH}_4$  (3–5 equiv.).

as a template were prepared and found to be highly effective in catalyzing the reduction of a series of nitroarenes by Kim and coworkers.<sup>45</sup> However, selectivity studies were not performed with this catalytic system.

A cylindrical piece of Au/graphene hydrogel, 1.08 cm in diameter and 1.28 cm in height, was synthesized through the self-assembly of Au/graphene sheets under hydrothermal conditions by Li *et al.*<sup>46</sup> The hydrogel, containing 2.26 wt% Au, 6.94 wt% graphene, and 90.8 wt% water, exhibited excellent catalytic performance towards the reduction of 4-nitrophenol to 4-aminophenol. The high catalytic activity arises from the synergistic effect of graphene: (1) the high adsorption ability of graphene towards 4-nitrophenol, providing a high concentration of 4-nitrophenol near to the Au NPs on graphene; and (2) electron transfer from graphene to Au NPs, facilitating the uptake of electrons by 4-nitrophenol molecules.

Quantitative reduction of nitroarenes into anilines and nitroalkanes into alkylhydroxylamines by an ammonia borane complex was achieved using a catalyst of gold NPs supported on titania, even at a ppm loading level, by Stratakis and coworkers.<sup>47</sup> Reducible functional groups like benzyl ether, halogen (Cl, Br), ester and nitrile groups remained intact while aldehyde and keto groups got reduced. In the case of 3-nitrostyrene, 10% over-reduction of the double bond was observed. Inert atmosphere is required for this reduction process to avoid formation of minor amounts of azoxyarenes. The authors have proposed a mechanism based on evidence that amines are obtained from hydroxylamines without intervention of nitrosobenzene *via* gold hydride species.

Silver NPs supported on halloysite nanotubes (Ag/HNTs), with Ag content of about 11%, were used for the catalyzed reduction of 4-nitrophenol with NaBH<sub>4</sub> in alkaline aqueous solutions by Liu and Zhao.<sup>48</sup> Quantum clusters of silver such as Ag<sub>7</sub>(H<sub>2</sub>MSA)<sub>7</sub> and Ag<sub>8</sub>(H<sub>2</sub>MSA)<sub>8</sub> (H<sub>2</sub>MSA, mercaptosuccinic acid) were synthesized by the interfacial etching of Ag NP precursors and were loaded on metal oxide supports to prepare active catalysts such as Al<sub>2</sub>O<sub>3</sub>@Ag<sub>7,8</sub>, SiO<sub>2</sub>@Ag<sub>7,8</sub>, TiO<sub>2</sub>@Ag<sub>7,8</sub>, and Fe<sub>2</sub>O<sub>3</sub>@Ag<sub>7,8</sub> by Pradeep and coworkers.<sup>49</sup> These catalysts showed enhanced catalytic activity for the reduction of nitrophenols to aminophenols.

Heterostructure Ag–Au bimetallic nanocrystals supported on Fe<sub>3</sub>O<sub>4</sub>@carbon composite microspheres were synthesized by a facile and controllable approach by Guo and coworkers,<sup>50</sup> wherein the Ag nanocrystals attached on the Fe<sub>3</sub>O<sub>4</sub>@carbon microspheres were prepared first and served as reductant for the galvanic replacement reaction with the Au precursor (HAuCl<sub>4</sub>). They could give high yields for reduction of substituted nitroaromatic compounds, irrespective of linked electron-donating or electron-withdrawing groups.

Hyperbranched polyamidoamine (PAMAM) dendrimers were grafted on a graphite surface and Ag NPs were synthesized within the graphite-grafted PAMAM dendrimer templates and applied as a nanocatalyst for the reduction of nitroaromatics by Rajesh and Venkatesan.<sup>51</sup> The efficiency of this system has been demonstrated through the reduction of halonitroarenes without dehalogenation in the halogeno-substituted

nitrobenzenes and selective reduction of nitro groups in the presence of imine functionality under mild conditions.

Hollow silver nanosphere colloids were prepared by a simple reaction of silver nitrate (AgNO<sub>3</sub>), sodium hydroxide (NaOH) and hydroxylammonium hydrosulfate ((NH<sub>2</sub>OH)<sub>2</sub>·H<sub>2</sub>SO<sub>4</sub>) in the presence of gelatin by Parikh and coworkers.<sup>52</sup> Superior catalytic performance was observed in 4-nitrophenol to 4-aminoaniline reduction in the presence of freshly prepared ice cold aqueous solution of sodium borohydride at room temperature.

Catalytic reduction of 4-nitrophenol by sodium borohydride was achieved by Ballauff and coworkers in the presence of Pt/Au NPs embedded in spherical polyelectrolyte brushes, which consist of a polystyrene core onto which a dense layer of cationic polyelectrolyte brushes are grafted. The average size of these NPs was approx. 2 nm.<sup>53</sup>

We have reported copper(II)bromide as a procatalyst for the *in situ* preparation of active Cu NPs for the efficient reduction of nitroarenes using sodium borohydride.<sup>15b</sup> Acid, chloro, hydroxyl, benzyl ether and amino functionalities remained intact while olefin and cyano were affected.

Gradzielski *et al.*<sup>54a</sup> synthesized copper NPs using poly(acrylic acid) and utilized them for catalytic reduction of 4-nitrophenol to 4-aminophenol. The activity was found to increase as the particle size decreased. Superparamagnetic Cu–ferrite–graphene hybrid nanocomposites were used for reduction of nitroarenes by Wang and coworkers.<sup>54b</sup> The ferrite component helped in efficient recovery without loss in catalytic activity. Pd–Cu NPs supported on graphene were used by Feng *et al.* for chemoselective reduction of nitroarenes with NaBH<sub>4</sub> in the presence of CN, ester, halogens, *etc.*<sup>54c</sup> Cu nanostructures of various shapes and sizes such as nanospheres, nanowires and nanorods were synthesized by Kaur and Pal and their catalytic activities were studied for nitroaromatic reduction.<sup>54d</sup> Cu nanowires (length ≈ 4–6 μm and width ≈ 60–80 nm) were found to exhibit superior catalytic activity. Similarly 3-nitro-4-methoxyacetylaniline was selectively reduced by Feng *et al.* to 3-amino-4-methoxyacetylaniline using Cu NPs as catalyst and NaBH<sub>4</sub> as hydrogen source in water.<sup>54e</sup>

Wu *et al.*<sup>55</sup> loaded Cu NPs on a MIL-101(Cr) metal–organic framework which showed enhanced catalytic activity for the reduction of aromatic nitro compounds.

Cobalt sulfide, Co<sub>3</sub>S<sub>4</sub>, was recently reported for such a reduction using NaBH<sub>4</sub> in EtOH under sonication.<sup>56</sup> The halogens were unaffected during this nitroreduction.

Magnetically recoverable and recyclable Co–Co<sub>2</sub>B nanocomposites are described for the catalytic and chemoselective reduction of nitroarenes using sodium borohydride from our laboratory.<sup>15c</sup> Halogen, benzyl ether and acid functionalities remained undisturbed while cyano and aldehyde groups got reduced.

Though NaBH<sub>4</sub>-mediated reductions are safer to handle compared to catalytic hydrogenations, they have the problem of workup to extract the product from the aqueous reaction medium. Also excess of NaBH<sub>4</sub> is required to complete the reduction process. Further, metal reacting with NaBH<sub>4</sub> generates hydrogen, which needs to be taken care of when large-scale reductions are to be carried out. Also in most of the above cases

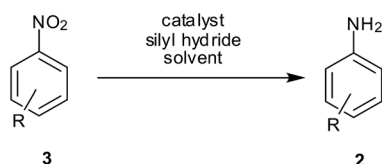
the selectivity problem was not addressed; rather, the work centered on making NPs and demonstrating the usefulness of the NPs for catalytic processes.

### 3. Silyl hydrides

Nitro reduction with silyl hydrides proceeds through the nitroso and hydroxylamines route; the exact mechanism for this reduction process is not clear. It may take place *via* metal-catalyzed hydrosilylation or *via* hydrogenation with evolved hydrogen gas (Scheme 5).

As early as 1973, Lipowitz and Bowman reported the first example of polymethylhydrosiloxane (PMHS)-mediated Pd/C-catalyzed reduction of nitrobenzene to aniline<sup>57a</sup> (Table 3). A combination of Pd(OAc)<sub>2</sub>, aq. KF and PMHS was reported for reduction of aromatic nitro groups to amines at room temperature in high yields with wide functional group tolerance and short reaction times by Rahaim and Maleczka.<sup>57b</sup> Steric hindrance by one *ortho* substituent did not slow the reduction process while two *ortho* substituents did. Electron-donating groups were well tolerated except for 4-nitrothioanisole (10% yield) while 2-nitrothiophene was reduced successfully. Electron-withdrawing groups like acid, ester, amide, benzylic ketone, fluoro and trifluoro were unaffected. The presence of a nitrile group (*o*, *m*) led to longer times being required to form the corresponding aminonitriles while reduction of *p*-nitrobenzonitrile stopped at *p*-(hydroxyamino) benzonitrile. Selectivity in the reduction of 4-nitrobenzaldehyde was 73% and in the reduction of 1,4-dinitrobenzene was 72%. Interestingly TBS-protected nitrophenol was reduced selectively (93%) in spite of the presence of KF. However, complete dehalogenation was observed for chlorobromonitrobenzenes while aliphatic bromide remained intact. Olefin remained unaffected during the course of the reaction. Methyl-5-nitro-2-furanoate was reduced successfully whereas the reduction of 5-nitrobenzamidazole required modification of the protocol sequence. Aliphatic nitro groups (primary and secondary) were reduced to hydroxylamines with the same system by replacing PMHS/KF with triethylsilane.

Alternatively, the reduction of aromatic nitro compounds to the corresponding amines with silanes catalyzed by high-valent oxo-rhenium complexes is reported by Fernandes and coworkers.<sup>58a</sup> The catalytic systems PhMe<sub>2</sub>SiH/ReIO<sub>2</sub>(PPh<sub>3</sub>)<sub>2</sub> (5 mol%) and PhMe<sub>2</sub>SiH/ReOCl<sub>3</sub>(PPh<sub>3</sub>)<sub>2</sub> (5 mol%) reduced efficiently a series of aromatic nitro compounds in the presence of a wide range of functional groups such as ester, halogen, amide, sulfone, lactone, and benzyl. This methodology also allowed the regioselective reduction of dinitrobenzenes to the



Scheme 5 Reduction of nitroarenes using silyl reagents.

Table 3 Reduction methodologies using silyl reagents

Entry	Catalyst	Silanes (equiv.)	Solvent/conditions	Ref.
1	Pd(OAc) <sub>2</sub>	PMHS (4)/KF	THF/H <sub>2</sub> O, r.t.	57
2	ReOCl <sub>3</sub> (PPh <sub>3</sub> ) <sub>2</sub>	PhMe <sub>2</sub> SiH (36)	Toluene, 110 °C	58
3	Fe(acac) <sub>3</sub>	TMDS (4)	THF, 60 °C	59
4	FeBr <sub>2</sub> , PPh <sub>3</sub>	PhSiH <sub>3</sub> (2.5)	Toluene, 110 °C	60
5	Fe(II) phthalocyanine	Ph <sub>2</sub> SiH <sub>2</sub> (3)	EtOH, 100 °C	38
6	Au-Fe <sub>3</sub> O <sub>4</sub>	TMDS (4–10)	EtOH, r.t.	61

corresponding nitroanilines and the reduction of an aromatic nitro group in the presence of an aliphatic nitro group. Similarly, Wilkinson's catalyst, RhCl(PPh<sub>3</sub>)<sub>3</sub>, was also used along with Et<sub>3</sub>SiH in refluxing toluene for reduction of nitroarenes.<sup>58b</sup>

1,1,3,3-Tetramethyldisiloxane (TMDS)/Fe(acac)<sub>3</sub> was used for nitro reduction and the product amines were isolated as hydrochloride salts with good to excellent yields by Lemaire and coworkers.<sup>59</sup> Nitrile, acid, ester and bromo groups were well tolerated while *p*-nitrobenzaldehyde gave *p*-hydroxymethylaniline. *m*-Dinitrobenzene was selectively reduced to *m*-nitroaniline.

An iron-based catalytic system consisting of FeBr<sub>2</sub>-PPh<sub>3</sub> was used for the reduction of nitroarenes with organosilanes by Beller's group.<sup>60</sup> Except for fluorine substituent, high yields of anilines were obtained for halonitrobenzenes without a significant amount of dehalogenated products. The catalyst also showed selectivity with challenging substrates with C=O, C≡N, C=C, and NO<sub>2</sub> groups. However, hydrosilylation failed in the case of 3-nitrostyrene and 4-nitrophenylacetate.

Fe(II) phthalocyanines were also used with diphenylsilane as hydrogen source in refluxing ethanol.<sup>38</sup> This method was applied on a gram scale for the conversion of *p*-nitrotoluene to *p*-toluidine.

A magnetically separable gold-nanoparticle catalyst was prepared and it showed excellent activity for chemoselective reduction of nitroarenes with hydrosilanes.<sup>61</sup> Selective reduction of 4-fluoro- and 4-chloronitrobenzene required only 1 mol% Au while 40 mol% was required for complete reduction of 4-bromonitrobenzene, and 4-iodonitrobenzene could not be reduced. Ketone, ester, amide, cyano, alkene, benzyloxy and carbobenzyloxy functional groups survived during nitro reduction. The activity of the catalyst reduced during its reuse but increasing the quantity of reducing agent could compensate for this reduced activity.

Again like NaBH<sub>4</sub>-mediated reductions, the problem of work up, scaling up and use of excess reducing agent cannot be avoided for this system. However, the selectivity in the reduction process looks to be promising and further developments are expected.

### 4. Hydrazine hydrate

Hydrazine hydrate is known to decompose in the presence of trace amounts of transition metal to hydrogen and benign N<sub>2</sub> gas. The *in situ* generation of hydrogen gas on an active metal surface thus facilitates the reduction process.

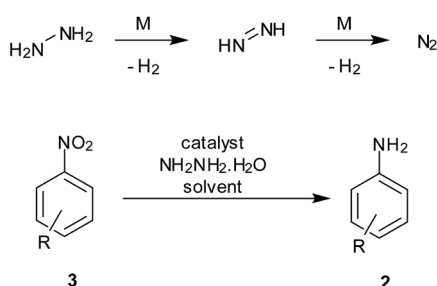
The hydrogen release from this reaction can be used for reduction processes while avoiding elaborate hydrogenation apparatus required for hydrogen gas (Scheme 6). However, the toxicity and its well-known use as rocket fuel may have to be taken into account during large-scale reduction processes.

Polymeric PEG-35k-Pd NPs were used by Yadav *et al.*<sup>62</sup> for reduction of nitro compounds to amines with hydrazine hydrate as a reducing agent at 90 °C (Table 4). This reduction method was inert to halogens giving haloanilines in quantitative yield. The catalyst was recycled by centrifugation and could be used for a maximum of 8 cycles.

Palladium NPs immobilized on carbon nanospheres are reported to catalyze reduction of nitroaromatic compounds with 1.36% Pd using hydrazine hydrate in ethanol–water mixture as described by Yu *et al.*<sup>63a</sup> The authors claim that they could selectively reduce the nitro group in the presence of other reducible vinyl and aldehyde groups. It may be noted that no hydrazone product or the alcohol product is reported though hydrazine was used in excess (1 : 10 molar ratio). The low Pd loading (1.36%) also helped to retain halogen in the reduced products. In the case of 3-nitrophenol and 4-methylnitrobenzene, the main byproducts were corresponding azo and azoxy intermediates. Similarly Pd/C was also studied for selective reduction of halogenated nitrobenzenes using hydrazine hydrate under reflux or microwave (MW) conditions by Li and coworkers.<sup>63b</sup>

Readily available and magnetically separable Fe<sub>3</sub>O<sub>4</sub> NPs were utilized for recyclable and efficient nitroarene reduction.<sup>64a</sup> Reducible functional groups like halogen, ester, benzyloxy ether, amide and benzyl alcohol remained intact while only 45% selectivity was obtained for the reduction of ethyl 4-nitrocinnamate. Aliphatic nitro compounds were reduced less efficiently.

*In situ* generated iron oxide nanocrystals were used for reduction of nitroarenes using MW irradiation by Kappe's group.<sup>64b</sup> This method using hydrazine hydrate as reducing agent yielded anilines in quantitative yields without affecting halogens, esters, amides or nitriles. Reusability studies suggested that it is effective for 3 cycles. The authors also demonstrated that the reduction could be carried out in a continuous flow method on an industrial scale. After the reduction process the colloidal Fe<sub>3</sub>O<sub>4</sub> nanocrystals agglomerate and can be selectively removed by using a simple magnet.



Scheme 6 Reduction of nitroarenes using hydrazine (1.2–10 equiv.).

Graphene-Fe<sub>3</sub>O<sub>4</sub> nanocomposite (G-Fe<sub>3</sub>O<sub>4</sub>) and superparamagnetic G-Fe<sub>3</sub>O<sub>4</sub> were synthesized by a chemical co-precipitation method and used as an efficient catalyst for the reduction of nitroarenes with hydrazine hydrate by Zhang *et al.*, Wang and coworkers and Shokouhimehr *et al.*<sup>65</sup> 4-CNB was selectively reduced without any dehalogenation. The catalytic activity did not decrease to any extent in the five cycles studied.

Iron oxide hydroxide catalyst was used for reduction of nitroarenes to anilines with polymer (D113, macroporous weak acidic ion-exchange resin)-supported hydrazine hydrate in refluxing isopropanol by Shi and coworkers.<sup>66</sup> Anilines were obtained in 93 to 99% yields without chlorides and esters being affected.

Iron phthalocyanine and iron sulfate-catalyzed reduction of nitroarenes to anilines was reported with hydrazine hydrate as hydrogen source in a mixture of water and ethanol by Sharma *et al.*<sup>67</sup> This method was applied on a gram scale to substrates with substituents like acid, nitrile, sulfonamide, hydroxyl, *O*-benzyl, *N*-benzyl, lactones, *etc.* 4-Chloro-2-nitrophenol was selectively reduced to the corresponding aniline without affecting other functionalities. Also other heterocyclic nitro compounds like nitroisoquinoline, nitroindole, nitrothioindole, *etc.* were successfully reduced to corresponding amines.

Rh-Fe<sub>3</sub>O<sub>4</sub> heterodimer nanocrystals were prepared by controlled one-pot thermolysis. The nanocrystals exhibited excellent activities for the selective reduction of nitroarenes and alkenes as reported by Hyeon *et al.*<sup>68</sup> Hollow Rh nanocomposites also showed similar results.<sup>69</sup> A highly active and selective Rh/highly porous ionic copolymer nanocatalyst for the reduction of nitroarenes into corresponding anilines with hydrazine monohydrate under mild conditions was also reported by Luo *et al.*<sup>70</sup> The halonitrobenzenes were reduced successfully without any dehalogenated products.

Zn phthalocyanine was used as a catalyst (1 mol%) for reduction of aromatic nitro compounds to anilines using N<sub>2</sub>H<sub>2</sub>·H<sub>2</sub>O as reducing agent and PEG-400 as solvent by Singh and coworkers.<sup>71</sup> Various functional groups like acid, ester, amide, sulfonamide, cyano, halogen, benzyloxy and benzyl amine were unaffected in this nitro reduction. 3-Nitrostyrene and 1,3- and 1,4-dinitrobenzenes were reduced selectively while 1,2-dinitrobenzene showed moderate conversion (58%). Exclusive formation of benzotriazole was obtained when excess hydrazine hydrate was used during reduction of 1,2-dinitrobenzene. Aromatic nitro compounds were selectively and rapidly reduced at r.t. to corresponding amines in good yields by employing hydrazine glyoxalate in the presence of Zn or Mg powder by Raju *et al.*<sup>72</sup> Halonitrobenzenes were reduced to corresponding amino benzenes without dehalogenation. *p*-Nitrocinnamic acid is reduced to *p*-aminocinnamic acid with no reduction of the olefin bond. No selectivity is reported for dinitrobenzene as diaminobenzene formation was observed.

Magnetically recoverable and recyclable Co-Co<sub>2</sub>B nanocomposites described earlier from our laboratory for the catalytic and chemoselective reduction of nitroarenes using sodium borohydride have also been demonstrated for reduction of nitro groups using hydrazine hydrate.<sup>15c</sup> Halogen, ester, benzyloxy,



Table 4 Reduction methodologies using hydrazine

Entry	Catalyst	Solvent/conditions	Ref.
1	PEG-35k-Pd NPs	90 °C	62
2	Pd-C nanospheres	EtOH : H <sub>2</sub> O, 80 °C	63
3	Fe <sub>3</sub> O <sub>4</sub> NPs	EtOH, 80 °C	64a
4	Fe(acac) <sub>3</sub>	MW, 150 °C	64b
5	Graphene-Fe <sub>3</sub> O <sub>4</sub>	70 °C	65
6	Iron oxide hydroxide, polymer-supported NH <sub>2</sub> NH <sub>2</sub>	iPrOH, 80 °C	66
7	FeSO <sub>4</sub> -Fe phthalocyanine	EtOH : H <sub>2</sub> O, 120 °C	67
8	Rh-Fe <sub>3</sub> O <sub>4</sub>	EtOH, 80 °C	68
9	Hollow Rh nanocomposite	EtOH, 80 °C	69
10	Rh-porous ionic copolymer	EtOH, 60 °C	70
11	Zn phthalocyanine	PEG-400, 100 °C	71
12	Zn or Mg, hydrazine glyoxalate	r.t.	72
13	Co-Co <sub>2</sub> B	MeOH, r.t.	15c
14	(Bu <sub>4</sub> N)[Ni(toluen-3,4-dithioalate) <sub>2</sub> ]	THF, reflux	73
15	MoS <sub>2</sub>	Toluene, 60–80 °C	74
16	PVP-stabilized Ni or Co	H <sub>2</sub> O, r.t.	75a
17	Co-Mo <sub>2</sub> C/activated carbon	Reflux	75b
18	Carbon/graphite	iPrOH, reflux	75c
19	Multiwalled carbon nanotubes	EtOH, 100 °C	76a
20	Boron-pyrolytic graphene oxide	90 °C	76b

nitrile and aliphatic nitro functionalities remained intact while allyloxy group showed 92% selectivity.

Transfer hydrogenation of aromatic nitro compounds by hydrazine to the corresponding anilines is catalyzed by (Bu<sub>4</sub>N)[Ni(toluen-3,4-dithioalate)<sub>2</sub>] in refluxing THF.<sup>73</sup> Nitroarenes with electron-withdrawing groups are more easily reduced than those with electron-donating groups. In most cases anilines are the sole products while, in a few cases, *N*-phenylhydroxylamines are formed as intermediates and chief products at lower catalyst loading or for shorter reaction times.

Commercial MoS<sub>2</sub> was found to be a highly selective catalyst for the reduction of nitrobenzenes to the corresponding anilines with hydrazine under mild conditions by Huang *et al.*<sup>74</sup> Very high selectivity is observed in the reduction of halonitrobenzenes and styrylnitro compounds. Polyvinylpyrrolidone-stabilized Ni or Co NPs were used for selective reduction of nitroarenes in the presence of Cl, Br, I, CN. Aliphatic nitro compounds were also reduced using this system.<sup>75a</sup> Quantitative conversion of nitroarenes to anilines was obtained with cobalt-modified Mo carbide supported on activated carbon in refluxing hydrazine hydrate. Sensitive reducible groups like Cl, ester, and aldehyde were tolerated during reduction.<sup>75b</sup> Reduction of nitroaromatics to anilines by hydrazine was also studied using carbon or graphite as catalysts.<sup>75c</sup>

Multiwalled carbon nanotubes were functionalized with small organic molecules containing specific ketonic carbonyl groups through noncovalent van der Waals and  $\pi$ - $\pi$  interactions and utilized as metal-free catalysts for reduction of nitroarenes.<sup>76a</sup> Boron-doped pyrolytic graphene oxide was

synthesized and explored for efficient reduction of nitrobenzene to aniline.<sup>76b</sup> However, selectivity studies with this catalytic system were not undertaken. Reduced graphene oxide was also explored as a catalyst for hydrogenation of nitrobenzene.<sup>76c</sup>

Hydrazine hydrate-mediated reductions are much cleaner than the hydride processes as the byproducts are nitrogen and hydrogen. However, selectivity in the presence of carbon-carbon double bond, triple bond and aldehyde may be difficult to achieve, although it has been claimed in some instances.

## 5. *In situ* hydrogen generation

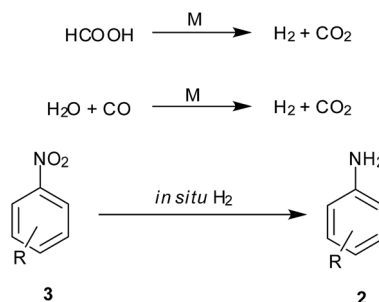
Decomposition of formic acid or its salts leads to evolution of CO<sub>2</sub> gas along with H<sub>2</sub>, leaving no residual wastes. Also the CO-H<sub>2</sub>O mixture commonly known as water gas in the presence of a metal support gives CO<sub>2</sub> and H<sub>2</sub>. This molecular H<sub>2</sub> evolved is used for reduction (Scheme 7). Reviewed here are some recent examples exploiting this technique for nitroarene reduction (Table 5).

Continuous hydrogenation of nitrobenzene to aniline was developed by Poliakov and coworkers in high-temperature pressurized water (HTPW) using H<sub>2</sub> generated by thermal decomposition of HCOOH.<sup>77</sup> This reaction is carried out in the absence of any added catalyst and can be conveniently performed on a laboratory scale.

CeY zeolite and formic acid under MW irradiation gave good yields of reduction products within 10 min. Aliphatic nitro compounds even with ester functionality were reduced to corresponding amines, while aldehyde, acid, amide, CN, Cl, Br were retained in corresponding anilines.<sup>78</sup>

Cubane-type [Mo<sub>3</sub>S<sub>4</sub>X<sub>3</sub>(dmpe)<sub>3</sub>]<sup>+</sup> clusters have been developed as catalysts (X = H) or precatalysts (X = Cl) for the reduction of functionalized nitroarenes using formates as reducing agents.<sup>79</sup> Functional groups like nitrile, olefin, ketone, ester, amide and even aldehyde remained intact during reduction of the nitro group.

Ru and Ir catalysts, which are not particularly selective under the conditions of conventional hydrogenation carried out with molecular hydrogen, when used in the aqueous-phase reforming/hydrogenation (APR/Hyd) process, become >99.9% selective for hydrogenation of *o*-CNB to *o*-chloroaniline.<sup>80,81</sup>



Scheme 7 Reduction of nitroarenes by transfer hydrogenation.

Table 5 Reduction methodologies using transfer hydrogenation

Entry	Reagents (equiv.)	Solvent/conditions	Ref.
1	HCOOH (excess)	HTP water, 300 °C	77
2	CeY zeolite, HCOOH or HCOONH <sub>4</sub> (1.6)	MW, 140 °C	78
3	Mo <sub>3</sub> S <sub>4</sub> H <sub>3</sub> (dmpe) <sub>3</sub> BPh <sub>4</sub> , HCOOH (3.5), Et <sub>3</sub> N	THF, 70 °C	79
4	Au-TiO <sub>2</sub> , CO (5 atm)	EtOH-H <sub>2</sub> O, r.t.	80
5	Ru-MgF <sub>2</sub> , CO (20 atm)	EtOH-H <sub>2</sub> O, 175 °C	81
6	10% Pd/C, NaH <sub>2</sub> PO <sub>2</sub> (5)	H <sub>2</sub> O, 50 °C	82
7	5% Pd/C, H <sub>3</sub> PO <sub>2</sub> (1), NaH <sub>2</sub> PO <sub>2</sub> (3)	Ultrasound	83
8	H <sub>3</sub> PO <sub>3</sub> (4)/H <sub>3</sub> PO <sub>2</sub> , NaI, aq. HBr	AcOH, 115 °C	84

Hypophosphites are reducing agents as they get oxidized to phosphonates as shown above.<sup>82a</sup> Sodium hypophosphite was used as hydrogen source in water (containing 1% w/w Tween 20) for reduction of nitro compounds by Oba *et al.*<sup>82b</sup> This process was catalyzed by Pd/C (10 mol%). Aromatic as well as aliphatic nitro compounds were reduced to amines at 50 °C in more than 99% yields. Sodium hypophosphite is also used for dehalogenation, debenzoylation and double bond hydrogenation. Similarly, a mixture of phosphinic acid and sodium hypophosphite with Pd/C was used as a heterogeneous catalyst in a water:2-methyl-THF system by Popowycz and coworkers.<sup>83</sup> Here an aliphatic nitro group was selectively reduced in the presence of indole or coumarin. Nitroarenes were reduced to corresponding anilines in the presence of CN, ester, keto and halogen groups.

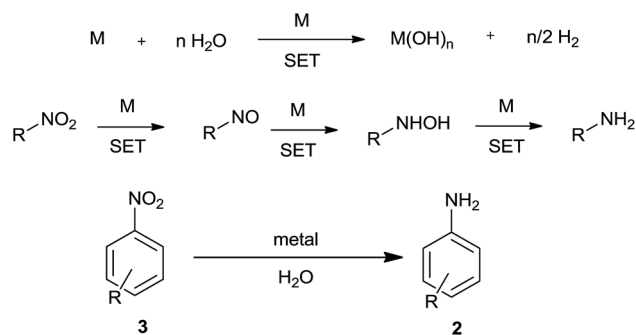
A novel iodide-catalyzed reduction method using hypophosphorous and/or phosphorous acids was developed by Wu *et al.* to reduce both diaryl ketones and nitroarenes chemoselectively in the presence of chloro and bromo substituents in high yields.<sup>84</sup> This efficient and practical method has been successfully applied to large-scale production of a potential anticancer agent, lonafarnib.

Milder conditions and stoichiometric use of decomposing reagents and simplified workup procedures are required to make these methods popular.

## 6. Direct metal

Active metal can react with water to liberate hydrogen. This liberated hydrogen in the presence of metal can bring about reduction of a nitro group (Scheme 8). Also, metal could directly reduce a nitro group by electron-transfer reaction with water acting as proton source.

Nanosized activated metallic iron powder was used as a reducing agent by Wang *et al.* for reduction of nitroarenes to anilines in water at 210 °C (near critical water)<sup>85</sup> (Table 6). This method, unlike Bechamp reduction, avoids the use of strong acidic conditions and could sustain substituents like OMe, COMe, COOEt, F, Cl, Br, and I. This method could also reduce nitronaphthalene to naphthylamine but not aliphatic nitro compounds and nitrostyrenes. Ranu and coworkers<sup>86</sup> have

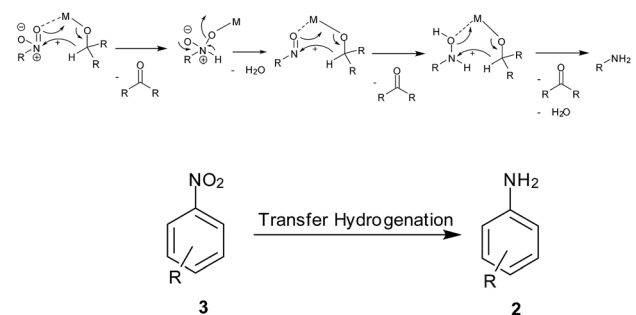


Scheme 8 Reduction of nitroarenes using metal.

achieved similarly highly selective reduction of nitroarenes using iron metal NPs in water at room temperature. During the reaction a change in shape of the Fe NPs was observed. The easily reducible functional groups CHO, COMe, CO<sub>2</sub>Me, COOH, CONH<sub>2</sub>, CN, N<sub>3</sub>, I, Br, Cl, F, SCN, *O*-benzyl, *O*-allyl, *O*-TBDMS, *N*-benzyl, and *N*-allyl, and styrenoid double and triple bonds were unaffected.

Reduction was achieved in refluxing MeOH-water mixture using FeS and ammonium chloride by Desai *et al.*<sup>87</sup> Sensitive substituents like chloro, ester, and *N*-benzyl were unreactive in this reduction and corresponding anilines were obtained in 56 to 81% yields. The metal was used as a reducing agent for preparation of anilines from nitroaromatics in neat critical water at 275 °C by Wang *et al.*<sup>88</sup> Electron-donating (Me) and electron-withdrawing (MeCO, Cl) substituents were well tolerated. However, in the case of Br and I derivatives, competitive dehalogenation takes place. Carboxylic acid group also undergoes decarboxylation. This process does not reduce aliphatic nitro and nitrostyrenes.

Chemoselective reduction of nitroarenes to anilines was reported using Zn and NH<sub>4</sub>Cl in water at 80 °C by Tsukinoki and Tsuzuki.<sup>89a</sup> Functionalities like ester, amide and halogen were unaffected, and sterically hindered 2,6-dimethylnitrobenzene was also reduced to corresponding aniline in 95% yield. Similarly zinc powder in aqueous solutions of chelating ethers was used by Kumar and Lokanatha Rai.<sup>89b</sup> Other reducible groups like ester, chloro, amide, ketone and styryl remained unaffected. Interestingly the aliphatic nitro functionality present in 2-nitroindole also could be reduced by this method. The



Scheme 9 Reduction of nitroarenes by non-classical reagents.

donor ether acts as a ligand and also serves as a co-solvent with water being the proton source. Using the commercially available designer surfactant TPGS-750-M along with Zn dust and  $\text{NH}_4\text{Cl}$ , this reaction took place under mild conditions at r.t. and tolerated a wide range of functionalities. Antiarrhythmic agent procainamide was synthesized in 83% yield in two steps.<sup>89c</sup> With the Zn– $\text{H}_2\text{O}$ – $\text{CO}_2$  system, water acted as direct hydrogen donor in supercritical  $\text{CO}_2$  as solvent.<sup>90</sup> This method of Jiang and Dong gave excellent yields of reduction products in the presence of F, Cl, Br, I, acid and ketone functional groups.

Controlled reduction of nitroarenes to *N*-phenylhydroxylamine was achieved by Liu *et al.* using Zn in  $\text{CO}_2/\text{H}_2\text{O}$  system.<sup>91</sup> An 88% yield of *N*-phenylhydroxylamine was obtained when 3 eq. of Zn were used in 0.1 MPa  $\text{CO}_2$  at 25 °C for 1.5 h. Using these stoichiometric conditions, dinitrobenzene was selectively reduced to *m*-nitro-*N*-phenylhydroxylamine in 99% yield. Similarly zinc in  $\text{CO}_2$ –water mixture with the application of ultrasound gave excellent yields in just 60 min. Other reducible functional groups like CN, keto, Cl, and Br were not affected in these methods.<sup>92</sup> Also alkynes, ketones, or nitro groups were chemoselectively reduced using  $\text{RuCl}_2(\text{Ph}_3\text{P})_3$  as catalyst and Zn/water as stoichiometric reductant by Plietker and coworkers.<sup>93</sup>

Reduction of nitro compounds to anilines was achieved in water using zinc powder and silica gel supported PEG by Reza *et al.*<sup>94</sup> The products were isolated in 68–92% yield by simple acid–base purification with retention of other substituents like  $\text{NH}_2$  and  $\text{COOH}$ , and also sensitive functionalities like  $\text{CHO}$ , Cl, and  $\text{CH}_2\text{Br}$ .

Sm and AcOH in ionic liquid were used at r.t. for nitro reduction in inert atmosphere by Zheng and Zhang.<sup>95</sup> In this system halogen,  $\text{CHO}$ ,  $\text{COOH}$ , CN, and NHTs groups were unaffected and corresponding anilines were obtained in 83 to 98% yields.

Reduction of aromatic nitro compounds to anilines in THF–water mixture at r.t. using Mn as reducing agent and  $\text{CuCl}_2$  as catalyst was reported by Sarmah and Dutta.<sup>96</sup> Nitro group was selectively reduced to  $\text{NH}_2$  in the presence of OH,  $\text{NH}_2$ , Cl,  $\text{COOH}$ , ester and CN with 75–88% yield. The products were

isolated in pure form by simple acid–base treatment. Similarly Yoo *et al.* have shown that the  $\text{NbCl}_5/\text{In}$  system mediates an efficient and mild reduction of aromatic nitro compounds to the corresponding amines.<sup>97</sup> The Br, Cl,  $\text{COOCH}_3$  and  $\text{COCH}_3$  functionalities remained unaffected.

Metal reductions as such are very selective in reducing the nitro functionality, but stoichiometric requirement of metals makes these processes unattractive.

## 7. MPV type redox processes using organic reducing agents (transfer hydrogenation) (Scheme 9)

Perovskite-type  $\text{LaFeO}_3$  NPs were readily synthesized *via* thermal decomposition of the  $\text{La}[\text{Fe}(\text{CN})_6] \cdot 5\text{H}_2\text{O}$  complex by Farhadi and Siadatnas<sup>98</sup> (Table 7). This nanosized perovskite-type oxide with an average particle size of 35 nm and a specific surface area of  $38.5 \text{ m}^2 \text{ g}^{-1}$  was used as a reusable heterogeneous catalyst for selective reduction of aromatic nitro compounds into their corresponding amines by using propan-2-ol as the hydrogen donor under microwave irradiation. Chloro, bromo, nitro, ester, acid, ketone, nitrile and aldehyde groups remained intact during this process. Transfer hydrogenation of nitroaromatics to anilines in isopropyl alcohol using KOH and Ru NPs stabilized on montmorillonite clay as catalyst was achieved by Sarmah and Dutta. The catalyst was selective towards nitro reduction to corresponding anilines without affecting F, Cl, Br or CN.<sup>99a</sup> Ag-mesoporous poly-triallylamine catalyst was reported under similar conditions by Salam *et al.*<sup>99b</sup> Recently, Fe–SBA-15 hexagonal mesopores were efficiently used for reduction of different nitro-substituted compounds using NaOH in refluxing isopropyl alcohol by Sanjini and Velmathi.<sup>99c</sup>

A polymer-bound palladium catalyst was prepared in the form of PdO NPs bound on the surface of polystyrene beads by Min *et al.*<sup>100</sup> This catalytic system showed good activities in the reduction of nitroarenes and the hydrodehalogenation of aryl halides with 10 mol% PdO and  $\text{K}_3\text{PO}_4$  (1.5 equiv.) in DMF/cyclohexanol at 110 °C.

A heterogeneous  $\text{Fe}_3\text{O}_4$ –Ni magnetic NP catalyst was demonstrated for hydrogen-transfer reactions by using the environmentally friendly solvent glycerol as a hydrogen donor by Gawande *et al.*<sup>101</sup>

(2-Pyridyl)phenylmethanol was used as hydrogen donor for reduction of aromatic nitro compounds to arylamines. These were subsequently subjected to conjugate addition through aza-Michael reaction in a one-pot manner.<sup>102</sup>

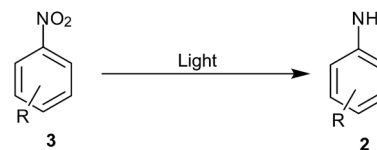
Pinacol was used as a reducing agent in the presence of  $\text{MoO}_2\text{Cl}_2(\text{dmf})_2$  as a catalyst for reduction of nitroaromatics to anilines.<sup>103</sup> This reduction system was compatible with most halogens, amide, ester, nitriles, olefins, nitro, benzyl ether, thioether, pyridine ring and ketones. Good yields were obtained under MW conditions and acetone and water are the only by-products in this reduction. This system could also be used for deoxygenating sulfoxides.

Table 6 Reduction methodologies using direct metal

Entry	Metal reagent (equiv.)	Solvent	Ref.
1	Fe nm powder (3)	$\text{H}_2\text{O}$ , 210 °C	85
2	Fe NPs (3)	$\text{H}_2\text{O}$ , r.t.	86
3	FeS (5), $\text{NH}_4\text{Cl}$	MeOH, $\text{H}_2\text{O}$ , reflux	87
4	Te (3)	$\text{H}_2\text{O}$ , 275 °C	88
5	Zn (7), $\text{NH}_4\text{Cl}$	$\text{H}_2\text{O}$ , 80 °C	89
6	Zn, $\text{CO}_2$ (80 atm)	$\text{H}_2\text{O}$ , 80 °C	90
7	Zn, $\text{CO}_2$ (1 atm)	$\text{H}_2\text{O}$ , r.t.	91
8	Zn, $\text{CO}_2$ (1 atm)	$\text{H}_2\text{O}$ , ultrasound	92
9	$\text{RuCl}_2(\text{PPh}_3)_3$ (0.025), KOH (0.25), Zn (3.3)	$\text{H}_2\text{O}$ , dioxane, 40 °C	93
10	Zn (7), $\text{SiO}_2$ –PEG	$\text{H}_2\text{O}$ , r.t. – reflux	94
11	Sm (2), AcOH	[BMIM][BF <sub>4</sub> ], r.t.	95
12	Mn (2.5), $\text{CuCl}_2$ (0.05)	THF, $\text{H}_2\text{O}$ , r.t.	96
13	$\text{NbCl}_5$ (2), In (8)	THF, r.t.	97

Table 7 Reduction methodologies using non-classical reagents

Entry	Reagents (equiv.)	Solvent/conditions	Ref.
1	LaFeO <sub>3</sub> , KOH (1), iPrOH	MW	98
2	Ru-acid activated montmorillonite clay or Ag-mesoporous polytriallylamine, NaOH (2.5), iPrOH	80 °C	99
3	Polymer-bound palladium, K <sub>3</sub> PO <sub>4</sub> (1.5), cyclohexanol	DMF, 110 °C	100
4	Ni-Fe <sub>3</sub> O <sub>4</sub> , KOH (2), glycerol	80 °C	101
5	(2-Pyridyl)phenylmethanol (3.5)	Toluene, 110 °C	102
6	Pinacol (4), MoO <sub>2</sub> Cl <sub>2</sub> (dmf) <sub>2</sub>	Toluene, MW, 150 °C	103
7	D-Glucose (2), KOH (4)	H <sub>2</sub> O : DMSO, 110 °C	104
8	Pd/C, 1,4-cyclohexadiene (6)	MeOH, MW, 120 °C	105a
9	Pd <sub>13</sub> Pb <sub>9</sub> or RhPb <sub>2</sub>	MeOH, Ar, 70 °C	105b

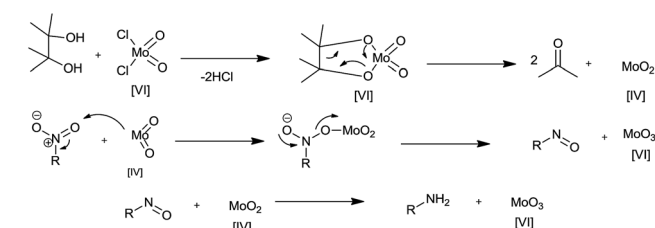


Scheme 10 Reduction of nitroarenes.

TiO<sub>2</sub> was used as a photocatalyst under UV irradiation for reduction of nitrobenzene to aniline using oxalic acid as reducing agent and hole scavenger by Kominami and coworkers<sup>106</sup> (Table 8). Vinyl, halogen, acid and ketone were unreactive in this reduction.

Ru dye-sensitized TiO<sub>2</sub> was reported by König and coworkers as a catalyst in the presence of green light for this reduction and triethanolamine (TEOA) as reducing agent.<sup>107a</sup> Addition of a small amount of transition metals (less than 0.1 mol%) led to significant enhancement of photocatalytic activity. The optimal catalytic amount of the transition metal (Pt, Pd, Au and Ag) required for quantitative reduction depended on the nature of the metal and the method of preparation. Amounts higher than 1 mol% decreased the catalytic activity. The photocatalytic activity also depended upon the oxidation state of the metal source. Critical cluster sizes of 2 nm are required for good photocatalytic activity and the size depended upon the metal loading. Similar morphologies were found for all the transition metals. A quantum efficiency of 8% was determined for the reduction reaction under the optimized reaction conditions. Aldehyde, ketone, ester, cyano and halogen were compatible for this reduction. Dehalogenation occurs with higher loading of platinum. Green light photoreduction of nitrobenzene was also demonstrated on a laboratory preparative scale. Chen *et al.*<sup>107b</sup> have reported reduction of nitro compounds using TiO<sub>2</sub> photocatalyst by UV and visible dye-sensitized systems.

Kominami and coworkers<sup>108</sup> examined photocatalytic reduction in aqueous suspensions of titanium(IV)oxide (TiO<sub>2</sub>) in the presence of hole scavengers under various conditions. *m*-Nitrobenzenesulfonic acid was almost quantitatively converted into *m*-aminobenzenesulfonic acid in the presence of formic acid as a hole scavenger under deaerated conditions with high efficiency (>99%). Other nitroaromatic compounds were photocatalytically reduced into the corresponding amines using



D-Glucose, an abundantly available carbohydrate, was reported by Kumar *et al.* as a source of hydrogen for reduction of nitroarenes in a catalyst-free aqueous system.<sup>104</sup> D-Glucose/KOH system in water:DMSO mixture was employed for this reduction of nitroarenes at 110 °C. Substituents like C≡N, CHO, C=C, C=N and halogens on nitroarenes were tolerated. Even dinitroarenes were found to selectively reduce to mononitroanilines in excellent yields.

Quinn *et al.* have shown that commonly available Pd/C or Pt/C catalyst is extremely effective with 1,4-cyclohexadiene as the hydrogen transfer source.<sup>105a</sup> For substrates containing potentially labile aromatic halogens, Pt/C is effective and results in little or no dehalogenation. In general, the reactions were complete within 5 min at 120 °C under microwave heating conditions. Furukawa and coworkers have used Pd- and Rh-based intermetallic catalysts for chemoselective catalytic transfer hydrogenation of nitro groups in styrenes, stilbenes and indoles using MeOH and 4-methylcyclohexene as hydrogen donors.<sup>105b</sup>

Transfer hydrogenations using sustainable materials under mild conditions may go a long way in meeting the future demands of such reduction processes.

## 8. Light-induced photocatalysis

Light induced activation of catalysts helps in reducing the energy barrier for many reactions thus providing methods with mild conditions (Scheme 10). Below are some selective reports describing the activation of passive catalysts in the presence of reducing agents to facilitate reduction under mild conditions.

Table 8 Reduction methodologies using light sources

Entry	Reagents	Solvent/conditions	Ref.
1	TiO <sub>2</sub> , Hg arc (>300 nm), oxalic acid	H <sub>2</sub> O-MeCN, r.t.	106
2	Ru-dye-TiO <sub>2</sub> , TEOA, 530 nm	MeCN, r.t.	107
3	TiO <sub>2</sub> , oxalic acid/formic acid, HCl, UV	H <sub>2</sub> O, r.t.	108
4	CdS nanosphere/reduced graphene oxide, 420 nm, HCOONH <sub>4</sub>	H <sub>2</sub> O, r.t.	109
5	CdS, nanowires, reduced graphene oxide, >420 nm, HCOONH <sub>4</sub>	H <sub>2</sub> O, r.t.	110
6	HCOONH <sub>4</sub> , Pd@CeO <sub>2</sub> , <420 nm	H <sub>2</sub> O, r.t.	111
7	PbBiO <sub>2</sub> Br, 440 nm, TEOA	MeCN, r.t.	112

the same catalyst and oxalic acid. Xu and coworkers<sup>109</sup> reported self-assembly of uniform CdS nanospheres (CdS NSPs)/graphene hybrid nanocomposites *via* electrostatic interaction of positively charged CdS NSPs with negatively charged graphene oxide (GO), followed by GO reduction *via* a hydrothermal treatment. These nanocomposites exhibited high visible light photocatalytic performance and excellent reusability toward selective reduction of aromatic nitro organics to corresponding amino organics in water in the presence of ammonium formate as a hole quencher. 2-Nitrophenol, 4-nitrophenol, 2-nitroaniline, 1-chloro-4-nitrobenzene, 4-nitroanisole and 1-bromo-4-nitrobenzene were successfully reduced to their amines without affecting the other groups present on the benzene ring. As during reduction graphene and CdS are not affected, the catalyst system can be potentially recycled. Similarly, CdS nanowires–reduced graphene oxide nanocomposites (CdS NWs–RGO NCs) were synthesized by the same process in the same laboratory. Furthermore, the presence of RGO also improves the adsorption capacity of CdS NWs–RGO NCs toward aromatic nitro organics.<sup>110</sup>

Pd NP cores encapsulated within CeO<sub>2</sub> hollow shells were used for thermocatalytic and photocatalytic reduction of aromatic nitro compounds to anilines in water at room temperature by Zhang and Xu.<sup>111</sup> The thermocatalytic method uses NaBH<sub>4</sub> as reducing agent whereas the photocatalytic method uses ammonium oxalate as reducing agent and visible light irradiation. This catalyst showed good selectivity for nitro reduction in the presence of Cl and Br.

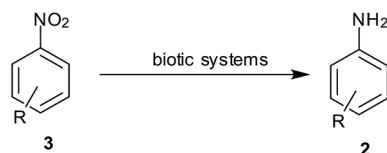
PbBiO<sub>2</sub>Cl and PbBiO<sub>2</sub>Br were used as catalysts for reduction of nitrobenzene derivatives using TEOA with blue light by König's group.<sup>112</sup> The catalysts were selective for nitro reduction in the presence of CN, CHO, and keto groups but could reduce pyridinealdehyde. The catalyst could be reused many times after sonication to remove the passivity.

Direct sunlight-mediated photochemical reductions on a large scale particularly for environmental cleaning will be of great help in the future.

## 9. Biotic reduction

Although reduction of nitroarenes has been considered as a synthetic process so far, here are some of the reports that consider the transformation of nitroarene to anilines as a part of biological processes (Scheme 11).

Mercier *et al.* observed that *Escherichia coli* is able to reduce azo compounds such as methyl red (MR) and nitro compounds such as 7-nitrocoumarin-3-carboxylic acid (7NCCA) (Table 9). An in-depth study revealed that enzyme AzoR could reduce both MR and 7NCCA, whereas enzymes NfsA and NfsB could only



Scheme 11 Reduction of nitroarenes.

Table 9 Reduction methodologies using natural sources

Entry	Natural sources	Conditions	Ref.
1	<i>Escherichia coli</i> reductases	pH 7 buffer, 30 °C	113
2	Plant cells from <i>Lens culinaris</i> seeds	H <sub>2</sub> O, 30 °C	114
3	Plant cells from grapes ( <i>Vitis vinifera</i> L.)	H <sub>2</sub> O, 25 °C	115
4	Cattle tick <i>Boophilus microplus</i> , spider <i>Nephila plumipes</i>	<i>In vivo</i>	116
5	Microbial consortium	H <sub>2</sub> , pH 6.5–6.8, 30 °C	117
6	Biocatalyzed cathode	Glucose, 25 °C	118
7	FMN-dependent nitro-reductase	Glucose	119
8	BaNTR1, BmGDH NADP	Glucose, 0.1 M sodium phosphate buffer, 30 °C	120

reduce the nitro compound.<sup>113</sup> Similarly, a series of aliphatic and aromatic aldehydes and ketones, as well as some nitro compounds were reduced using whole plant cells from *Lens culinaris* seeds by Ferreira *et al.*<sup>114</sup>

Plant cells from a grape (*Vitis vinifera* L.) reducing aromatic nitro compounds under mild conditions to the corresponding hydroxylamines was observed by Li *et al.*<sup>115</sup>

Two species of Arachnida, *Boophilus microplus* (cattle tick) and *Nephila plumipes* (Sydney spider), metabolized <sup>14</sup>C nitrobenzene to aniline *in vivo*. These species could also metabolize *N,N*-dimethylaminoazobenzene to anilines. This was the first and only report of observing reduction of nitrobenzene to aniline in living organisms by Holder and Willox.<sup>116</sup>

Conversion of nitrobenzene to aniline, a less toxic end product that can easily be mineralized, was carried out in a continuous-flow anaerobic bioreactor using H<sub>2</sub> gas and a microbial consortium by Cao *et al.*<sup>117</sup> This reduction is sensitive to both pH and temperature. Optimum reduction was obtained at pH 6.5–6.8 and at 30 °C.

A fed-batch bioelectrochemical system with a microbial catalyzed cathode could transform nitrobenzene to aniline within 24 h when a voltage of 0.5 V was applied in the presence of glucose, as reported by Wang *et al.*<sup>118</sup>

FMN-dependent ene-reductases and nitroreductases can catalyze or mediate a diverse spectrum of chemical reactions due to the chemical versatility of the flavin cofactor. Nitroreductases have evolved as natural remediation tools in contaminated environments with a major role in the reduction of toxic nitroaromatics.<sup>119</sup>

Bacterial nitroreductase BaNTR1 has recently been identified and used as biocatalyst by Xu and coworkers for controllable reduction of nitroarenes with electron-withdrawing groups like NO<sub>2</sub>, CN, amide, acid and ester to corresponding *N*-arylhydroxylamines.<sup>120</sup>

Enzymatic reductions have shown great promise, and sustained research in this field is required for future developments.

## 10. Conclusions

The area of research involving methods for the reduction of nitroarenes continues to attract synthetic chemists due to

problems associated with selectivity, cost of process, ease of reaction and the benignity involved. The market potential for a new industrial application is also very high due to the demand of the final reduction product, aniline. With the rapidly developing nanotechnology, ever newer materials are being generated and these newly generated nanomaterials may lead to more selective and more efficient processes. Of the newly tried metals, gold has shown great promise and it may be a choice of metal replacing traditional palladium and platinum metals. Further progress in this field is expected particularly using magnetic nanocomposites, which can be recycled easily. Research into non-coinage metals will continue to take place due to the cost factor involved in the noble metal reduction processes. Cost-effective green alternatives of transfer hydrogenation, enzymatic and photochemical reduction methods are the ones where more progress is expected.

## Acknowledgements

The authors acknowledge the Council of Scientific and Industrial Research (CSIR), University Grants Commission (UGC) and Department of Science and Technology (DST, nano mission), New Delhi for financial assistance.

## References

- (a) J. Andraos and A. P. Dicks, *Chem. Educ. Res. Pract.*, 2012, **13**, 69; (b) A. D. Curzons, D. J. C. Constable, D. N. Mortimer and V. L. Cunningham, *Green Chem.*, 2001, **3**, 1; (c) R. Mestres, *Green Chem.*, 2004, G10; (d) K. Alfonsi, J. Colberg, P. J. Dunn, T. Fevig, S. Jennings, T. A. Johnson, H. P. Kleine, C. Knight, M. A. Nagy, D. A. Perry and M. Stefaniak, *Green Chem.*, 2008, **10**, 31; (e) R. A. Sheldon, *Green Chem.*, 2008, **10**, 359; (f) P. J. Dunn, *Chem. Soc. Rev.*, 2012, **41**, 1452; (g) R. A. Sheldon, *Chem. Soc. Rev.*, 2012, **41**, 1437; (h) P. Anatas and N. Eghbali, *Chem. Soc. Rev.*, 2010, **39**, 301; (i) E. S. Beach, Z. Cui and P. T. Anastas, *Energy Environ. Sci.*, 2009, **2**, 1038; (j) S. Y. Oh and P. C. Chiu, *Environ. Sci. Technol.*, 2009, **43**, 6983.
- (a) P. J. Dunn, *Green Chem.*, 2013, **15**, 3099; (b) R. L. Lankey and P. T. Anastas, *Green Chem.*, 2000, **2**, 289; (c) J. H. Clark, *Green Chem.*, 2006, **8**, 17; (d) R. A. Sheldon, *Chem. Commun.*, 2008, 3352; (e) R. A. Sheldon, *Green Chem.*, 2007, **9**, 1273; (f) W. J. W. Watson, *Green Chem.*, 2012, **14**, 251.
- (a) V. Pandarus, R. Ciriminna, F. Béland and M. Pagliaro, *Adv. Synth. Catal.*, 2011, **353**, 1306; (b) Y. Mikami, A. Noujima, T. Mitsudome, T. Mizugaki, K. Jitsukawa and K. Kaneda, *Chem. Lett.*, 2010, **39**, 223; (c) F. Cárdenas-Lizana, S. Gómez-Quero and M. A. Keane, *Catal. Commun.*, 2008, **9**, 475.
- (a) T. Tsukinoki and H. Tsuzuki, *Green Chem.*, 2001, **3**, 37; (b) B. Sreedhar, D. K. Devi and D. Yada, *Catal. Commun.*, 2011, **12**, 1009; (c) V. Mohan, C. V. Pramod, M. Suresh, K. H. P. Reddy, B. David Raju and K. S. Rama Rao, *Catal. Commun.*, 2012, **18**, 89.
- (a) F. Ellis, *Paracetamol: a curriculum resource*, Royal Society of Chemistry, Cambridge, 2002; (b) A. S. Travis, Manufacture and uses of the anilines: a vast array of processes and products, *The chemistry of Anilines Part 1*, Wiley, 2009, p. 764.
- (a) P. F. Schellhammer, *Expert Opin. Pharmacother.*, 2002, **3**, 1313; (b) Y. Fradet, N. James and J. Maher, *Expert Rev. Anticancer Ther.*, 2004, **4**, 37; (c) W. A. See and C. J. Tyrrell, *J. Cancer Res. Clin. Oncol.*, 2006, 132; (d) I. I. Muderis, F. Bayram, B. Özçelik and M. Güven, *Gynecol. Endocrinol.*, 2002, **16**, 63.
- (a) W. Kassouf, S. Tanguay and A. G. Aprikian, *J. Urol.*, 2003, **169**, 1742; (b) M. Moguilewsky, C. Bertagna and M. Hucher, *J. Steroid Biochem.*, 1987, 871; (c) A. C. Hsieh and C. J. Ryan, *Cancer J.*, 2008, **14**, 11.
- (a) Z. Li, M. Xu, S. Xing, W. Ho, T. Ishii, Q. Li, X. Fu and Z. Zhao, *J. Biol. Chem.*, 2007, **282**, 3428; (b) A. Dudek, K. Kmak, J. Koopmeiners and M. Keshtgarpour, *Lung Cancer*, 2006, **51**, 89.
- (a) S. J. Brickner, *Curr. Pharm. Des.*, 1996, **2**, 175; (b) G. Y. Xu, Y. Zhou and M. C. Xu, *Chin. Chem. Lett.*, 2006, **17**, 302; (c) B. B. Lohray, S. Baskaran, B. S. Rao, B. Y. Reddy and I. N. Rao, *Tetrahedron Lett.*, 1999, **40**, 4855.
- J. Eron, P. Yeni, J. Gathe, V. Estrada, E. DeJesus, S. Staszewski, P. Lackey, C. Katlama, B. Young, L. Yau, D. S. Phillips, P. Wannamaker, C. Vavro, L. Patel, J. Yeo and M. Shaefer, *Lancet*, 2006, **368**, 476.
- (a) CAS Scifinder® summarizes around 500 research reports for past 5 years (2009–2014) on the topic “Reduction of Nitrobenzene”; (b) A. M. Tafesh and J. Weiguny, *Chem. Rev.*, 1996, **96**, 2035; (c) H. U. Blaser, H. Steiner and M. Studer, *ChemCatChem*, 2009, **1**, 210; (d) P. Lara and K. Philippot, *Catal. Sci. Technol.*, 2014, **4**, 2445.
- (a) J. Pan, J. Liu, S. Guo and Z. Yang, *Catal. Lett.*, 2009, **131**, 179; (b) X. B. Lou, L. He, Y. Qian, Y. M. Liu, Y. Cao and K. N. Fan, *Adv. Synth. Catal.*, 2011, **353**, 281; (c) K. V. R. Chary and C. S. Srikanth, *Catal. Lett.*, 2009, **128**, 164; (d) R. J. Kalbasi, A. A. Nourbakhsh and F. Babaknezhad, *Catal. Commun.*, 2011, **12**, 955; (e) U. Sharma, P. Kumar, N. Kumar, V. Kumar and B. Singh, *Adv. Synth. Catal.*, 2010, **352**, 1834; (f) R. V. Jagadeesh, G. Wienhofer, F. A. Westerhaus, A. E. Surkus, M. M. Pohl, H. Junge, K. Junge and M. Beller, *Chem. Commun.*, 2011, **47**, 10972; (g) G. Wienhofer, I. Sorribes, A. Boddien, F. Westerhaus, K. Junge, H. Junge, R. Llusar and M. Beller, *J. Am. Chem. Soc.*, 2011, **133**, 12875; (h) Z. Zhao, H. Yang, Y. Li and X. Guo, *Green Chem.*, 2014, **16**, 1274; (i) F. A. Westerhaus, R. V. Jagadeesh, G. Wienhofer, M. M. Pohl, J. Radnik, A. E. Surkus, J. Rabeah, K. Junge, H. Junge, M. Nielsen, A. Brückner and M. Beller, *Nat. Chem.*, 2013, **5**, 537; (j) H. I. Schlesinger, H. C. Brown, E. Finholt, J. R. Gilbreath, H. R. Hoekstra and E. Hyde, *J. Am. Chem. Soc.*, 1953, **75**, 215; (k) U. Leutenegger, A. Madin and A. Pfaltz, *Angew. Chem., Int. Ed.*, 1989, **28**, 60; (l) M. F. Lv, G. P. Lu and C. Cai, *Asian J. Org. Chem.*, 2015, **4**, 141; (m) Q. Ge, J. Ran, L. Wu and T. Xu, *J. Appl. Polym. Sci.*, 2014, **132**, 41268.
- (a) F. C. Lizana, D. Lamey, S. G. Quero, N. Perret, L. K. Minsker and M. A. Keane, *Catal. Today*, 2011, **173**,

- 53; (b) X. Wang, M. Liang, J. Zhang and Y. Wang, *Curr. Org. Chem.*, 2007, **11**, 299.
- 14 A. Béchamp, *Ann. Chim. Phys.*, 1854, **42**, 186.
- 15 (a) H. K. Kadam, S. Khan, R. Kunkalkar and S. G. Tilve, *Tetrahedron Lett.*, 2013, **54**, 1003; (b) H. K. Kadam and S. G. Tilve, *RSC Adv.*, 2012, **2**, 6057; (c) A. A. Vernekar, S. Patil, C. Bhat and S. G. Tilve, *RSC Adv.*, 2013, **3**, 13243.
- 16 F. Zhang, J. Jin, X. Zhong, S. Li, J. Niu, R. Li and J. Ma, *Green Chem.*, 2011, **13**, 1238.
- 17 (a) A. Amali and R. K. Rana, *Green Chem.*, 2009, **11**, 1781; (b) R. Zhang, J. Liu, F. Li, S. Wang, C. Xia and W. Sun, *Chin. J. Chem.*, 2011, **29**, 525.
- 18 H. Ji, Q. Long, Y. He and X. Yao, *Sci. China: Chem.*, 2010, **53**, 1520.
- 19 M. Chatterjee, T. Ishizaka, T. Suzuki, A. Suzuki and H. Kawanami, *Green Chem.*, 2012, **14**, 3415.
- 20 B. Sreedhar, D. Devi and D. Yada, *Catal. Commun.*, 2011, **12**, 1009.
- 21 (a) X. Han and J. Li, *Indian J. Chem., Sect. A: Inorg., Bio-inorg., Phys., Theor. Anal. Chem.*, 2007, **46**, 1747; (b) Z. Sun, Y. Zhao, Y. Xie, R. Tao, H. Zhang, C. Huang and Z. Liu, *Green Chem.*, 2010, **12**, 1007.
- 22 P. Lara, A. Suarez, V. Colliere, K. Philippot and B. Chaudret, *ChemCatChem*, 2014, **6**, 87.
- 23 X. Yuan, N. Yan, C. Xiao, C. Li, Z. Fei, Z. Cai, Y. Kou and P. J. Dyson, *Green Chem.*, 2010, **12**, 228.
- 24 Y. Motoyama, K. Kamo and H. Nagashima, *Org. Lett.*, 2009, **11**, 1345.
- 25 Y. Takenaka, T. Kiyosu, J. C. Choi, T. Sakakura and H. Yasuda, *Green Chem.*, 2009, **11**, 1385.
- 26 (a) A. Corma and P. Serna, *Nat. Protoc.*, 2007, **1**, 2590; (b) A. Grirrane, A. Corma and H. Garcia, *Nat. Protoc.*, 2010, **5**, 429.
- 27 X. Tan, Z. Zhang, Z. Xiao, Q. Xu, C. Liang and X. Wang, *Catal. Lett.*, 2012, **142**, 788.
- 28 D. He, H. Shi, Y. Wu and B. Xu, *Green Chem.*, 2007, **9**, 849.
- 29 Y. Matsushima, R. Nishiyabu, N. Takanashi, M. Haruta, H. Kimura and Y. Kubo, *J. Mater. Chem.*, 2012, **22**, 24124.
- 30 D. He, X. Jiao, P. Jiang, J. Wang and B. Xu, *Green Chem.*, 2012, **14**, 111.
- 31 T. Mitsudome, Y. Mikami, M. Matoba, T. Mizugaki, K. Jitsukawa and K. Kaneda, *Angew. Chem.*, 2012, **51**, 136.
- 32 M. A. Harrad, B. Boualy, L. Firdoussi, A. Mehdi, C. Santi, S. Giovagnoli, M. Nocchetti and M. Ali, *Catal. Commun.*, 2013, **32**, 92.
- 33 X. Meng, H. Cheng, S. Fujita, Y. Yu, F. Zhao and M. Arai, *Green Chem.*, 2011, **13**, 570.
- 34 (a) Y. Zheng, K. Ma, H. Wang, X. Sun, J. Jiang, C. Wang, R. Li and J. Ma, *Catal. Lett.*, 2008, **124**, 268; (b) W. J. Liu, K. Tian and H. Jiang, *Green Chem.*, 2015, **17**, 821.
- 35 G. Fan, W. Huang and C. Wang, *Nanoscale*, 2013, **5**, 6819.
- 36 R. F. D'Vries, M. Iglesias, N. Snejkó, S. Alvarez-Garcia, E. Gutierrez-Pueblaa and M. A. Monge, *J. Mater. Chem.*, 2012, **22**, 1191.
- 37 (a) S. Harish, J. Mathiyarasu, K. L. N. Phani and V. Yegnaraman, *Catal. Lett.*, 2009, **128**, 197; (b) A. K. Shil, D. Sharma, N. R. Guha and P. Das, *Tetrahedron Lett.*, 2012, **53**, 4858.
- 38 P. K. Verma, M. Bala, K. Thakur, U. Sharma, N. Kumar and B. Singh, *Catal. Lett.*, 2014, **144**, 1258.
- 39 (a) F. Lin and R. Doong, *J. Phys. Chem. C*, 2011, **115**, 6591; (b) R. K. Sharma, Y. Monga and A. Puri, *J. Mol. Catal. A: Chem.*, 2014, **393**, 84.
- 40 K. Layek, M. LakshmiKantam, M. Shirai, D. N. Hamane, T. Sasaki and H. Maheswaran, *Green Chem.*, 2012, **14**, 3164.
- 41 X. Bai, Y. Gao, H. Liu and L. Zheng, *J. Phys. Chem. C*, 2009, **113**, 17730.
- 42 H. Wu, X. Huang, M. Gao, X. Liao and B. Shi, *Green Chem.*, 2011, **13**, 651.
- 43 Y. Yao, Y. Sun, Y. Han and C. Yan, *Chin. J. Chem.*, 2010, **28**, 705.
- 44 D. M. Dotzauer, S. Bhattacharjee, Y. Wen and M. L. Bruening, *Langmuir*, 2009, **25**, 1865.
- 45 E. Seo, J. Kim, Y. Hong, Y. S. Kim, D. Lee and B. Kim, *J. Phys. Chem. C*, 2013, **117**, 11686.
- 46 J. Li, C. Liu and Y. Liu, *J. Mater. Chem.*, 2012, **22**, 8426.
- 47 E. Vasilikogiannaki, C. Gryparis, V. Kotzabasaki, I. N. Lykakis and M. Stratakis, *Adv. Synth. Catal.*, 2013, **355**, 907.
- 48 P. Liu and M. Zhao, *Appl. Surf. Sci.*, 2009, **255**, 3989.
- 49 A. Leelavathi, T. U. B. Rao and T. Pradeep, *Nanoscale Res. Lett.*, 2011, **6**, 123.
- 50 Q. An, M. Yu, Y. Zhang, W. Ma, J. Guo and C. Wang, *J. Phys. Chem. C*, 2012, **116**, 22432.
- 51 R. Rajesh and R. Venkatesan, *J. Mol. Catal. A: Chem.*, 2012, **359**, 88.
- 52 R. Vadakkekara, M. Chakraborty and P. A. Parikh, *Colloids Surf., A*, 2012, **399**, 11.
- 53 S. Wunder, F. Polzer, Y. Lu, Y. Mei and M. Ballauff, *J. Phys. Chem. C*, 2010, **114**, 8814.
- 54 (a) R. Kaur, C. Giordano, M. Gradzielski and S. K. Mehta, *Chem.-Asian J.*, 2014, **9**, 189; (b) H. Zhang, S. Gao, N. Shang, C. Wang and Z. Wang, *RSC Adv.*, 2014, **4**, 31328; (c) Y. S. Feng, J. J. Ma, Y. M. Kang and H. J. Xu, *Tetrahedron*, 2014, **70**, 6100; (d) R. Kaur and B. Pal, *Appl. Catal., A*, 2015, **491**, 28; (e) Y. Feng, A. Wang, H. Yin, X. Yan and L. Shen, *Chem. Eng. J.*, 2015, **262**, 427.
- 55 F. Wu, L. Qiu, F. Ke and X. Jiang, *Inorg. Chem. Commun.*, 2013, **32**, 5.
- 56 S. Pina Jr, D. M. Cedillo, C. Tamez, N. Izquierdo, J. G. Parsons and J. J. Gutierrez, *Tetrahedron Lett.*, 2014, **55**, 5468.
- 57 (a) J. Lipowitz and S. A. Bowman, *J. Org. Chem.*, 1973, **38**, 162; (b) R. J. Rahaim and R. E. Maleczka, *Org. Lett.*, 2005, **7**, 5087.
- 58 (a) R. G. de Noronha, C. C. Romao and A. C. Fernandes, *J. Org. Chem.*, 2009, **74**, 6960; (b) H. R. Brinkman, W. H. Miles, M. D. Hilborn and M. C. Smith, *Synth. Commun.*, 1996, **26**, 973.
- 59 (a) L. Pehlivan, E. Métay, S. Laval, W. Dayoub, P. Demonchaux, G. Mignani and M. Lemaire, *Tetrahedron Lett.*, 2010, **51**, 1939; (b) L. Pehlivan, E. Metay, S. Laval,

- W. Dayoub, P. Demonchaux, G. Mignani and M. Lemaire, *Tetrahedron*, 2011, **67**, 1971.
- 60 K. Junge, B. Wendt, N. Shaikh and M. Beller, *Chem. Commun.*, 2010, **46**, 1769.
- 61 S. Park, I. S. Lee and J. Park, *Org. Biomol. Chem.*, 2013, **11**, 395.
- 62 V. Yadav, S. Gupta, R. Kumar, G. Singh and R. Lagarkha, *Synth. Commun.*, 2012, **42**, 213.
- 63 (a) Y. M. Lu, H. Z. Zhu, W. G. Li, B. Hu and S. H. Yu, *J. Mater. Chem. A*, 2013, **1**, 3783; (b) F. Lia, B. Fretta and H. Li, *Synlett*, 2014, **25**, 1403.
- 64 (a) S. Kim, E. Kim and B. Moon Kim, *Chem.-Asian J.*, 2011, **6**, 1921; (b) D. Cantillo, M. M. Moghaddam and C. O. Kappe, *J. Org. Chem.*, 2013, **78**, 4530.
- 65 (a) H. Zhang, C. Feng, N. Shang, S. Gao, C. Wang and Z. Wang, *Lett. Org. Chem.*, 2013, **10**, 17; (b) C. Feng, H. Zhang, N. Shang, S. Gao and C. Wang, *Chin. Chem. Lett.*, 2013, **24**, 539; (c) M. Shokouhimehr, T. Kim, S. W. Jun, K. Shin, Y. Jang, B. H. Kim, J. Kim and T. Hyeon, *Appl. Catal., A*, 2014, **476**, 133.
- 66 Q. Shi, R. Lu, K. Ji, Z. Zhang and D. Zhao, *Green Chem.*, 2006, **8**, 868.
- 67 U. Sharma, P. K. Verma, N. Kumar, V. Kumar, M. Bala and B. Singh, *Chem.-Eur. J.*, 2011, **17**, 5903.
- 68 Y. Jang, S. Kim, S. W. Jun, B. H. Kim, S. Hwang, I. K. Song, B. M. Kim and T. Hyeon, *Chem. Commun.*, 2011, **47**, 3601.
- 69 M. Shokouhimehr, J. E. Lee, S. Ihn Han and T. Hyeon, *Chem. Commun.*, 2013, **49**, 4779.
- 70 P. Luo, K. Xu, R. Zhang, L. Huang, J. Wang, W. Xing and J. Huang, *Catal. Sci. Technol.*, 2012, **2**, 301.
- 71 U. Sharma, N. Kumar, P. K. Verma, V. Kumar and B. Singh, *Green Chem.*, 2012, **14**, 2289.
- 72 B. Raju, R. Ragul and B. N. Sivasankar, *Indian J. Chem., Sect. B: Org. Chem. Incl. Med. Chem.*, 2009, **48**, 1315.
- 73 A. V. Orosz and L. Marko, *Transition Met. Chem.*, 1988, **13**, 221.
- 74 L. Huang, P. Luo, M. Xiong, R. Chen, Y. Wang, W. Xing and J. Huang, *Chin. J. Chem.*, 2013, **31**, 987.
- 75 (a) R. K. Rai, A. Mahata, S. Mukhopadhyay, S. Gupta, P. Z. Li, K. T. Nguyen, Y. Zhao, B. Pathak and S. K. Singh, *Inorg. Chem.*, 2014, **53**, 2904; (b) Z. Zhao, H. Yang, Y. Li and X. Guo, *Green Chem.*, 2014, **16**, 1274; (c) J. W. Larsen, M. Freund, K. Y. Kim, M. Sidovar and J. L. Stuart, *Carbon*, 2000, **38**, 655.
- 76 (a) X. Gu, W. Qi, S. Wu, Z. Sun, X. Xu and D. Su, *Catal. Sci. Technol.*, 2014, **4**, 1730; (b) P. Tang, G. Hu, Y. Gao, W. Li, S. Yao, Z. Liu and D. Ma, *Sci. Rep.*, 2014, **4**, 5901; (c) Y. Gao, D. Ma, C. Wang, J. Guan and X. Bao, *Chem. Commun.*, 2011, **47**, 2432.
- 77 E. G. Verdugo, Z. Liu, E. Ramirez, J. G. Serna, J. F. Dubreuil, J. R. Hyde, P. A. Hamley and M. Poliakov, *Green Chem.*, 2006, **8**, 359.
- 78 K. Arya and A. Dandia, *J. Korean Chem. Soc.*, 2010, **54**, 55.
- 79 I. Sorribes, G. Wienhofer, C. Vicent, K. Junge, R. Llusar and M. Beller, *Angew. Chem., Int. Ed.*, 2012, **51**, 7794.
- 80 (a) L. He, L. Wang, H. Sun, J. Ni, Y. Cao, H. He and K. Fan, *Angew. Chem.*, 2009, **121**, 9702; (b) L. He, L. Wang, H. Sun, J. Ni, Y. Cao, H. He and K. Fan, *Angew. Chem., Int. Ed.*, 2009, **48**, 9538.
- 81 M. Pietrowski, *Green Chem.*, 2011, **13**, 1633.
- 82 (a) N. N. Greenwood and A. Earnshaw, *Chemistry of the Elements*, 2nd edn, 1997; (b) M. Oba, K. Kojima, M. Endo, H. Sano and K. Nishima, *Green Chem. Lett. Rev.*, 2013, **6**, 233.
- 83 M. Baron, E. Metay, M. Lemaire and F. Popowycz, *Green Chem.*, 2013, **15**, 1006.
- 84 G. G. Wu, F. X. Chen, D. LaFrance, Z. Liu, S. G. Greene, Y. Wong and J. Xie, *Org. Lett.*, 2011, **13**, 5220.
- 85 L. Wang, P. Li, Z. Wu, J. Yan, M. Wang and Y. Ding, *Synthesis*, 2003, **13**, 2001.
- 86 R. Dey, N. Mukherjee, S. Ahammed and B. C. Ranu, *Chem. Commun.*, 2012, **48**, 7982.
- 87 D. G. Desai, S. S. Swami, S. K. Dabhade and M. G. Ghagare, *Synth. Commun.*, 2001, **31**, 1249.
- 88 L. Wang, P. H. Li and Z. Q. Jiang, *Chin. J. Chem.*, 2003, **21**, 222.
- 89 (a) T. Tsukinoki and H. Tsuzuki, *Green Chem.*, 2001, **3**, 37; (b) P. S. Kumar and K. M. Lokanatha Rai, *Chem. Pap.*, 2012, **66**, 772; (c) S. M. Kelly and B. H. Lipshutz, *Org. Lett.*, 2014, **16**, 98.
- 90 H. F. Jiang and Y. S. Dong, *Chin. J. Chem.*, 2008, **26**, 1407.
- 91 S. Liu, Y. Wang, J. Jiang and Z. Jin, *Green Chem.*, 2009, **11**, 1397.
- 92 S. Liu, Y. Wang, X. Yang and J. Jiang, *Res. Chem. Intermed.*, 2012, **38**, 2471.
- 93 T. Schabel, C. Belger and B. Plietker, *Org. Lett.*, 2013, **15**, 2858.
- 94 K. A. Reza, Z. Maryam, M. T. Fatemeh and F. M. Mehdi, *Iran. J. Chem. Chem. Eng.*, 2011, **30**, 37.
- 95 X. L. Zheng and Y. M. Zhang, *Chin. J. Chem.*, 2002, **20**, 925.
- 96 P. Sarmah and D. K. Dutta, *J. Chem. Res.*, 2003, 236.
- 97 B. W. Yoo, D. Kim, H. M. Kim and S. H. Kang, *Bull. Korean Chem. Soc.*, 2012, **33**, 2851.
- 98 S. Farhadi and F. Siadatnas, *J. Mol. Catal. A: Chem.*, 2011, **339**, 108.
- 99 (a) P. P. Sarmah and D. K. Dutta, *Green Chem.*, 2012, **14**, 1086; (b) N. Salam, B. Banerjee, A. S. Roy, P. Mondal, S. Roy, A. Bhaumik and M. Islam, *Appl. Catal., A*, 2014, **477**, 184; (c) N. S. Sanjini and S. Velmathi, *RSC Adv.*, 2014, **4**, 15381.
- 100 H. Min, S. Lee, M. Park, J. Hwang, H. M. Jung and S. Lee, *J. Organomet. Chem.*, 2014, **755**, 7.
- 101 M. B. Gawande, A. K. Rathi, P. S. Branco, I. D. Nogueira, A. Velhinho, J. J. Shrikhande, U. U. Indulkar, R. V. Jayaram, C. Ghumman, N. Bundaleski and O. Teodoro, *Chem.-Eur. J.*, 2012, **18**, 12628.
- 102 D. Giomi, R. Alfini and A. Brandi, *Tetrahedron*, 2011, **67**, 167.
- 103 N. Garcia, P. G. Garcia, M. A. Rodriguez, R. Rubio, M. R. Pedrosa, F. J. Arnaiz and R. Sanz, *Adv. Synth. Catal.*, 2012, **354**, 321.
- 104 M. Kumar, U. Sharma, S. Sharma, V. Kumar, B. Singh and N. Kumar, *RSC Adv.*, 2013, **3**, 4894.



- 105 (a) J. F. Quinn, C. E. Bryant, K. C. Golden and B. T. Gregg, *Tetrahedron Lett.*, 2010, **51**, 786; (b) S. Furukawa, Y. Yoshida and T. Komatsu, *ACS Catal.*, 2014, **4**, 1441.
- 106 K. Imamura, K. Hashimoto and H. Kominami, *Chem. Commun.*, 2012, **48**, 4356.
- 107 (a) S. Fuldner, R. Mild, H. Siegmund, J. Schroeder, M. Gruber and B. Konig, *Green Chem.*, 2010, **12**, 400; (b) S. Chen, H. Zhang, X. Yu and W. Liu, *Chin. J. Chem.*, 2011, **29**, 399–404.
- 108 K. Imamura, S. Iwasaki, T. Maeda, K. Hashimoto, B. Ohtani and H. Kominami, *Phys. Chem. Chem. Phys.*, 2011, **13**, 5114.
- 109 Z. Chen, S. Liu, M. Yang and Y. Xu, *ACS Appl. Mater. Interfaces*, 2013, **5**, 4309.
- 110 (a) S. Liu, Z. Chen, N. Zhang, Z. Tang and Y. Xu, *J. Phys. Chem. C*, 2013, **117**, 8251; (b) X. Dai, M. Xie, S. Meng, X. Fu and S. Chen, *Appl. Catal., B*, 2014, **158–159**, 382.
- 111 N. Zhang and Y. Xu, *Chem. Mater.*, 2013, **25**, 1979.
- 112 S. Fuldner, P. Pohla, H. Bartling, S. Dankesreiter, R. Stadler, M. Gruber, A. Pfitzner and B. Konig, *Green Chem.*, 2011, **13**, 640.
- 113 C. Mercier, V. Chalansonnet, S. Orenga and C. Gilbert, *J. Appl. Microbiol.*, 2013, **115**, 1012.
- 114 D. A. Ferreira, R. Silva, J. Assunção, M. Mattos, T. Lemos and F. Monte, *Biotechnol. Bioprocess Eng.*, 2012, **17**, 407.
- 115 F. Li, J. Cui, X. Qian, R. Zhanga and Y. Xiao, *Chem. Commun.*, 2005, 1901.
- 116 G. M. Holder and S. Willox, *Life Science*, 1973, **13**, 391.
- 117 H. B. Cao, Y. P. Li, G. F. Zhang and Y. Zhang, *Biotechnol. Lett.*, 2004, **26**, 307.
- 118 A. Wang, H. Cheng, B. Liang, N. Ren, D. Cui, N. Lin, B. H. Kim and K. Rabaey, *Environ. Sci. Technol.*, 2011, **45**, 10186.
- 119 K. Durchschein, M. Hall and K. Faber, *Green Chem.*, 2013, **15**, 1764.
- 120 H. Nguyen, G. Zheng, X. Qian and J. Xu, *Chem. Commun.*, 2014, **50**, 2861.