

## EDGE ARTICLE

[View Article Online](#)  
[View Journal](#) | [View Issue](#)Cite this: *Chem. Sci.*, 2025, 16, 23005 All publication charges for this article have been paid for by the Royal Society of ChemistryPhotosynthesis of CO from CO<sub>2</sub> with an iron polypyridyl catalyst at a passivated silicon photoelectrodeGabiella P. Bein,  Sergio Fernández,  Stephen J. Tereniak,  Renato N. Sampaio, Alexander J. M. Miller \* and Jillian L. Dempsey \*

A first-row transition metal catalyst, [Fe(tpy)(Mebim-py)(NCCH<sub>3</sub>)]<sup>2+</sup> (tpy = 2,2':6',2''-terpyridine, Mebim-py = 1-methylbenzimidazol-2-ylidene-3-(2'-pyridine)) mediates CO<sub>2</sub> reduction to CO at passivated p-Si photoelectrodes with applied potentials 240 mV positive of the standard CO<sub>2</sub>/CO reduction potential. The molecular catalyst's selectivity for CO was retained under photoelectrochemical conditions, with negligible direct proton reduction promoted by the photoelectrode. The faradaic efficiency for CO (44 ± 6%) was slightly enhanced relative to the catalyst performance in the dark (33%). A photosynthetic cell based on this photocathode system, coupled with ferrocene oxidation at the anode, successfully operated at a cell voltage of −1.2 V. The photovoltage generated by illumination of p-Si-CH<sub>3</sub> met and surpassed the potential required for CO<sub>2</sub> reduction when coupled with ferrocene oxidation. By leveraging a low-overpotential CO<sub>2</sub> reduction electrocatalyst, a photo-assisted electrochemical efficiency of 0.15% and applied bias photon-to-current efficiency of 0.05% was achieved for this single-junction cell, ultimately storing 46 kJ mol<sup>−1</sup> (11 kcal mol<sup>−1</sup>) of photon energy.

Received 7th August 2025  
Accepted 17th October 2025

DOI: 10.1039/d5sc05984d

[rsc.li/chemical-science](https://rsc.li/chemical-science)

## Introduction

Electricity generation from sunlight using silicon-based photovoltaics has rapidly become a major facet of the global energy portfolio, while efforts to convert photon energy into fuels for long-duration storage or transportation are at a nascent stage.<sup>1,2</sup> One approach to generating solar fuels is artificial photosynthesis, wherein a light harvester is paired with a catalyst that mediates an energy-storing chemical transformation to produce a fuel. This process ultimately stores the energy of solar photons in chemical bonds, and this energy can be released through combustion or in a fuel cell on-demand. Investing in solar-derived fuels can also improve the circularity of carbon utilization, by upgrading carbon dioxide from a waste material into useful chemicals.<sup>3–5</sup> In this description, we underscore the distinction between photosynthesis, which is an energy-storing “reverse combustion” reaction, and photocatalysis, which uses light to drive an energy-releasing reaction.<sup>6</sup>

One class of photoelectrochemical cells for artificial photosynthesis integrates molecular catalysts dissolved in the electrolyte solution that are selective for carbon dioxide reduction with visible light absorbing semiconductors.<sup>7–9</sup> Limitations of this architecture include competition between the CO<sub>2</sub>

reduction reaction at the molecular catalyst and photocathode surface-based redox processes, such as photocathode corrosion and hydrogen evolution.<sup>10–12</sup> However, passivation of p-type silicon photoelectrodes with polymeric or oxide coatings,<sup>13,14</sup> or by direct covalent modifications of the Si lattice, has been shown to be effective at improving the photoelectrode stability to surface oxidation and minimizing unwanted side reactivity.<sup>15–18</sup> These advances, together with the advantages of solution-based catalysts towards well-behaved electrochemical responses, motivate further work in this architecture. Recently, we reported that methyl-terminated p-Si photoelectrodes (p-Si-CH<sub>3</sub>) interfaced with a homogeneous ruthenium polypyridyl catalyst, [Ru(tpy)(Mebim-py)(NCCH<sub>3</sub>)]<sup>2+</sup> (tpy = 2,2':6',2''-terpyridine, Mebim-py = 1-methylbenzimidazol-2-ylidene-3-(2'-pyridine)), in the electrolyte solution can selectively drive CO<sub>2</sub> reduction without parasitic hydrogen evolution from the photoelectrode. Unlike unpassivated p-Si-H, which rapidly becomes charge transfer resistant as the surface oxidizes, the p-Si-CH<sub>3</sub> was stable under photoelectrolysis conditions and sustained a steady photocurrent. The Ru catalyst was able to access the same intrinsic product selectivity for CO at the p-Si-CH<sub>3</sub> photoelectrode as was observed at metallic electrodes, but with a significant photovoltage of 460 mV.<sup>19</sup> Importantly, the selectivity for the CO<sub>2</sub> reduction reaction was rationalized to occur because the reduction of CO<sub>2</sub> mediated by the ruthenium catalyst kinetically outcompetes direct proton reduction at the photocathode, revealing an important design principle for selective fuel formation.

Department of Chemistry, University of North Carolina at Chapel Hill, Chapel Hill, North Carolina 27599-3290, USA. E-mail: [dempseyj@email.unc.edu](mailto:dempseyj@email.unc.edu); [ajmm@email.unc.edu](mailto:ajmm@email.unc.edu)

One disadvantage of the  $[\text{Ru}(\text{tpy})(\text{Mebim-py})(\text{NCCH}_3)]^{2+}$  system is that this complex has a large overpotential,  $\eta$ , (eqn (1)).

$$\eta = E_{\text{CO}_2/\text{CO}}^\circ - E \quad (1)$$

The catalyst requires an applied potential significantly beyond the standard reduction potential for the  $\text{CO}_2$  reduction reaction to form the active catalyst species, with the reduction of the ruthenium species to the active  $[\text{Ru}(\text{tpy})(\text{Mebim-py})]^0$  species occurring at  $E_{1/2} = -1.94 \text{ V vs. Fc}^{+/0}$ .<sup>20</sup> Under the conditions at which the catalyst operates (95 : 5  $\text{CH}_3\text{CN} : \text{H}_2\text{O}$  solvent mixture), the standard reduction potential for  $\text{CO}_2$  reduction to CO is  $-1.44 \text{ V vs. Fc}^{+/0}$ .<sup>21</sup> Even when paired with an anode reaction that operates with no overpotential, the photovoltage generated at the p-Si- $\text{CH}_3$  photoelectrode was insufficient to offset an overpotential of this magnitude and a relatively negative applied potential was still needed for photoelectrochemical  $\text{CO}_2$  reduction, such that the system is photocatalytic ( $\Delta G < 0$ ), not photosynthetic ( $\Delta G > 0$ ).<sup>6</sup> Furthermore, the full cell potential and efficiency, including both the cathodic and anodic half-reactions, as well as full system losses, must be considered in order to achieve photon energy storage in solar fuels.

We hypothesized that an energy-storing photosynthetic system could be achieved if the same robust silicon photocathode operating with a large photovoltage was paired with a molecular catalyst that operates in the dark with a minimal overpotential. In this case,  $\text{CO}_2$  reduction at the cathode could proceed at an effective “underpotential”, defined as a negative overpotential. In this situation, the applied electrochemical potential is less than the standard reaction potential for the reaction of  $\text{CO}_2$  to CO, and photons supply the remaining thermodynamically required energy. Beyond the impact of demonstrating photon energy storage, an example of energy-storing photosynthesis would provide an opportunity for standardizing efficiency assessment protocols, motivating our work.

To examine the hypothesis that a low-overpotential catalyst could enable energy-storing photosynthesis in conjunction with a single-junction p-Si photocathode, we identified the  $[\text{Fe}(\text{tpy})(\text{Mebim-py})(\text{NCCH}_3)]^{2+}$   $\text{CO}_2$  reduction catalyst (Fig. 1), which

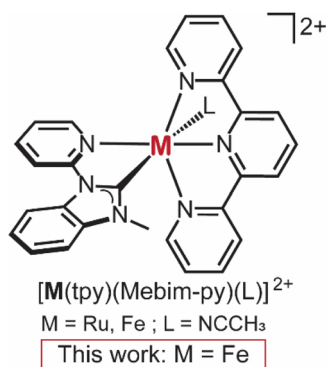


Fig. 1 Ru and Fe catalysts compared in this work.

mediates  $\text{CO}_2$  reduction to CO by a similar mechanism to the analogous Ru complex, but operates at a substantially reduced overpotential for  $\text{CO}_2$  reduction ( $\eta = 150 \text{ mV}$ ).<sup>22</sup> Combining this low-overpotential catalyst based on an abundant first-row transition metal element with p-Si- $\text{CH}_3$ , a durable and well-passivated visible-light-absorbing photocathode based on the industry standard photovoltaic material, we access a photocathode system competent for  $\text{CO}_2$  reduction with faradaic efficiencies (FEs) exceeding those achieved with a metallic electrode. Pairing this photocathode with ferrocene oxidation at a dark anode affords a photosynthetic system competent for  $\text{CO}_2$  reduction. While many works focus solely on the  $\text{CO}_2$  reduction reaction that produces the fuel of interest, it is important to carefully consider both half-reactions when designing a photosynthetic cell in order to establish energy-storing properties. Operating at an applied cell potential of  $-1.2 \text{ V}$  under 1 sun illumination,  $46 \text{ kJ mol}^{-1}$  ( $11 \text{ kcal mol}^{-1}$ ) of photon energy are stored in the CO fuel product. This demonstration is one of the first known examples of true energy-storing photosynthesis based on a molecular catalyst operating with a single-junction semiconductor and provides a blueprint for advancing photon-to-fuel efficiency in molecular catalyst-based photoelectrosynthesis systems.

## Results and discussion

### Cyclic voltammetry of $[\text{Fe}(\text{tpy})(\text{Mebim-py})(\text{L})](\text{PF}_6)_2$ at p-Si- $\text{CH}_3$

The p-type  $\text{CH}_3$ -terminated Si photoelectrodes (p-Si- $\text{CH}_3$ ) were prepared according to a published procedure.<sup>19</sup> Cyclic voltammograms of  $[\text{Fe}(\text{tpy})(\text{Mebim-py})(\text{NCCH}_3)]^{2+}$ , synthesized as previously reported,<sup>22</sup> were recorded with a glassy carbon

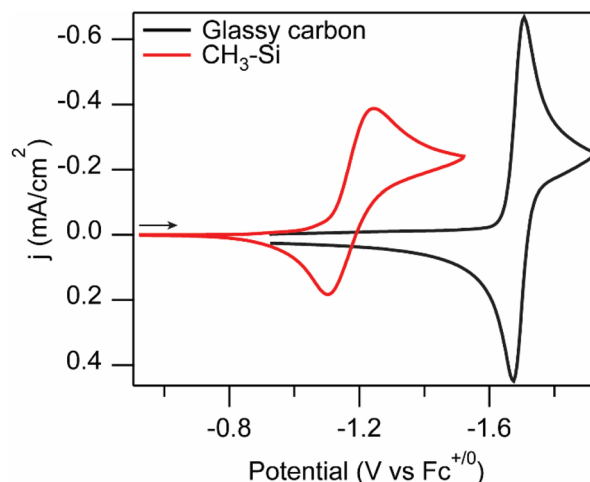


Fig. 2 Cyclic voltammograms of 1 mM  $[\text{Fe}(\text{tpy})(\text{Mebim-py})(\text{NCCH}_3)](\text{PF}_6)_2$  solution at an illuminated p-Si- $\text{CH}_3$  (red), and glassy carbon electrode (black). Voltammograms recorded at  $100 \text{ mV s}^{-1}$  in 100 mM  $[\text{NBu}_4][\text{PF}_6]$  95 : 5  $\text{CH}_3\text{CN} : \text{H}_2\text{O}$  solution under  $\text{N}_2$  atmosphere with a Pt mesh counter electrode, and an  $\text{Ag}/\text{AgNO}_3$  reference electrode. Light source was a warm white light LED with irradiance of  $339 \text{ mW cm}^{-2}$  (power measured for  $\lambda = 439 \text{ nm}$ ). Arrow indicates scan direction.

working electrode in the dark and with a p-Si-CH<sub>3</sub> photoelectrode under illumination (Fig. 2). At glassy carbon, [Fe(tpy)(Mebim-py)(NCCH<sub>3</sub>)]<sup>2+</sup> undergoes a two-electron reduction with a half-wave potential,  $E_{1/2} = -1.69$  V vs. Fc<sup>+/0</sup> (peak-to-peak separation,  $\Delta E_p = 0.032$  V), consistent with the previous report.<sup>22</sup> At p-Si-CH<sub>3</sub> under illumination,  $E_{1/2} = -1.22$  V vs. Fc<sup>+/0</sup> ( $\Delta E_p = 0.14$  V) indicating a photovoltage of ca. 470 mV. This photovoltage is consistent with those observed previously in the related [Ru(tpy)(Mebim-py)(NCCH<sub>3</sub>)]<sup>2+</sup> system, where the photovoltage quantified by the shift in  $E_{1/2}$  was equivalent to the value determined through other methods.<sup>19</sup> The voltammogram recorded at glassy carbon has a smaller peak-to-peak separation and narrower full width at half maximum, but passes a similar amount of charge as that of p-Si-CH<sub>3</sub>. We note that the [Fe(tpy)(Mebim-py)(NCCH<sub>3</sub>)]<sup>2+</sup> solution absorbs in the visible light spectrum but the molar absorption coefficient (1392 M<sup>-1</sup> cm<sup>-1</sup> at 507 nm, Fig. S1) is lower than that of the Ru catalyst.<sup>19</sup>

Under a CO<sub>2</sub> atmosphere, we observe loss of chemical reversibility of the Fe<sup>2+/0</sup> wave and an enhancement of the cathodic current at the p-Si-CH<sub>3</sub> (Fig. 3). This peak-shaped wave is interpreted as a four-electron, two-proton reduction of the Fe<sup>II</sup> species coupled to CO<sub>2</sub> reduction to form the CO-bound Fe<sup>0</sup> species, Fe(tpy)(Mebim-py)(CO), based on reactivity observed in the dark at metallic electrodes.<sup>22</sup> CO release enables catalyst turnover, but the slow kinetics for this catalyst (TOF = 8 s<sup>-1</sup>) manifest in minimal current enhancement on the cyclic voltammetry timescale. A new oxidation feature at -0.80 V vs. Fc<sup>+/0</sup> is apparent in the return sweep, heralding the formation of Fe(tpy)(Mebim-py)(CO), which has a characteristic oxidation at this potential.<sup>22</sup> These voltammograms indicate that the Fe catalyst is sufficiently photostable under these conditions and can mediate CO<sub>2</sub> reduction at very mild applied potentials with

a p-Si-CH<sub>3</sub> photoelectrode under illumination, notable since the photocatalytic activity is observed at potentials more positive than the standard electrode potential for CO<sub>2</sub> to CO in the dark ( $E_{\text{CO}_2/\text{CO}}^\circ = -1.44$  V vs. Fc<sup>+/0</sup> in 95 : 5 CH<sub>3</sub>CN : H<sub>2</sub>O solvent mixture).<sup>21</sup> There is a trade-off between the catalyst overpotential and its activity, as seen in how the peak catalytic photocurrent ( $i_{p,c}$ ) for [Fe(tpy)(Mebim-py)(NCCH<sub>3</sub>)]<sup>2+</sup> at 0.1 V s<sup>-1</sup> is substantially lower than that recorded for [Ru(tpy)(Mebim-py)(NCCH<sub>3</sub>)]<sup>2+</sup> under the same conditions (Fig. S2). This observation is consistent with the relative current response of these two catalysts observed at glassy carbon electrodes,<sup>22,23</sup> which is in line with the three order-of-magnitude difference in their respective turnover frequencies. It is significant that the photoelectrochemical response at p-Si-CH<sub>3</sub> is well-behaved and closely resembles the voltametric waveforms at glassy carbon; the well-defined and interpretable cyclic voltammograms contrast the commonly observed broad and low current amplitude redox events of p-Si photoelectrodes modified with molecular catalysts on the surface.<sup>24–27</sup> Furthermore, the comparable photovoltages achieved for the Fe and Ru systems exceeded expectations, as p-Si photovoltage is known to correlate with  $E^\circ$  of the redox-active analyte in solution until inversion conditions are reached.<sup>28</sup>

### Photoelectrocatalytic CO<sub>2</sub> reduction in a three-electrode cell configuration

Controlled potential photoelectrolysis (CPPE) experiments in an H-cell configuration (Fig. S3) were employed to evaluate the p-Si-CH<sub>3</sub>[Fe(tpy)(Mebim-py)(NCCH<sub>3</sub>)]<sup>2+</sup> system for catalytic CO<sub>2</sub> reduction. An applied potential of -1.31 V vs. Fc<sup>+/0</sup> was selected for these experiments based on the peak potential of the catalytic wave seen in the cyclic voltammogram. This applied potential is 130 mV more positive than the CO<sub>2</sub>/CO thermodynamic reduction potential, and 90 mV more negative of the  $E_{1/2}$  of Fe<sup>2+/0</sup> couple recorded at the same p-Si-CH<sub>3</sub> photoelectrode. After an initial spike, the photocurrent density decreased moderately over the course of the 3600 s CPPE, from -0.40 to -0.25 mA cm<sup>-2</sup> (Fig. 4).

After a 3600 s CPPE, during which -0.374 C was passed, the headspace of the reaction vessel was analysed by gas chromatography for gaseous product detection. CO was detected with a FE of 52% and no H<sub>2</sub> was detected. The FE<sub>CO</sub> value is slightly higher than that reported for this catalyst at glassy carbon electrodes under static headspace conditions in the dark (33%). Based on mechanistic investigations in previous studies of this catalyst, we attribute the remainder of the charge passed to the build-up of the Fe(tpy)(Mebim-py)(CO) intermediate in solution.<sup>22</sup> Voltammograms recorded immediately before and after CPPE are shown in Fig. S4. The p-Si-CH<sub>3</sub> photoelectrode was durable under the photoelectrocatalytic conditions, evidenced by the lack of competitive HER activity and by the sustained ability to pass charge, as observed previously.<sup>19</sup> With AM1.5G illumination at -1.31 V vs. Fc<sup>+/0</sup>, the average across three trials under the same conditions were FE<sub>CO</sub> = 44 ± 6% and FE<sub>H<sub>2</sub></sub> = 1 ± 1%. The product selectivity was also reproducible at various applied potentials and with different illumination sources, with

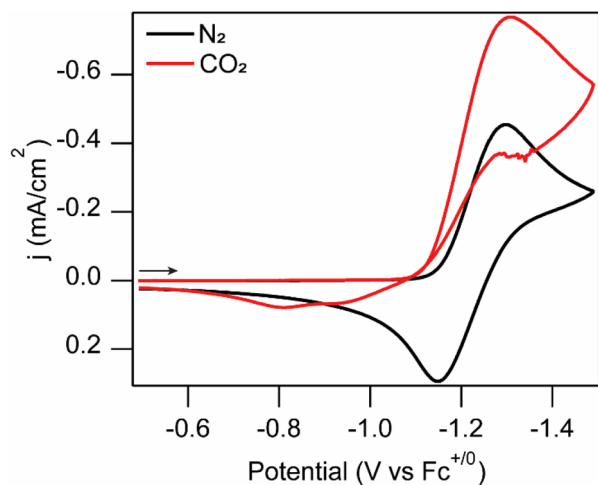


Fig. 3 Cyclic voltammograms of 1 mM [Fe(tpy)(Mebim-py)(NCCH<sub>3</sub>)] [PF<sub>6</sub>]<sub>2</sub> solution at an illuminated p-Si-CH<sub>3</sub> photoelectrode under a N<sub>2</sub> (black) and CO<sub>2</sub> atmosphere (red). Voltammograms recorded at 100 mV s<sup>-1</sup> in 100 mM [NBu<sub>4</sub>][PF<sub>6</sub>] 95 : 5 CH<sub>3</sub>CN : H<sub>2</sub>O solution with a Pt mesh counter electrode (in a separate compartment), and an Ag/AgNO<sub>3</sub> reference electrode. Light source was a warm white light LED with an irradiance of 339 mW cm<sup>-2</sup>. Arrow indicates starting point and scan direction.

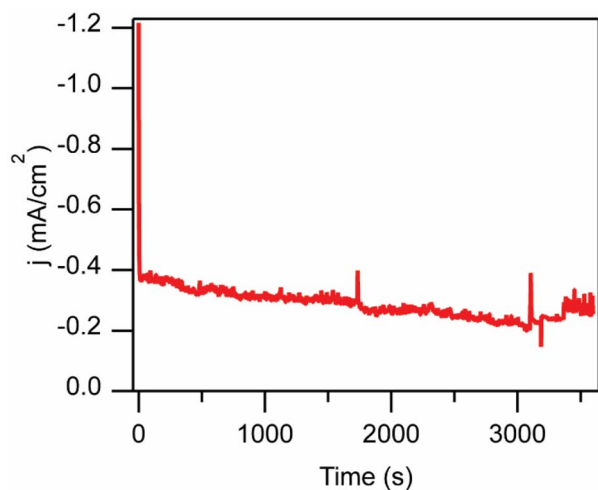


Fig. 4 Controlled potential photoelectrolysis (CPPE) of the stirred solution at  $E_{\text{app}} = -1.31$  V vs.  $\text{Fc}^{+/0}$  over 3600 s. CPPE recorded in divided electrolysis cell at  $100 \text{ mV s}^{-1}$  in  $100 \text{ mM } [\text{NBu}_4][\text{PF}_6]$  95 : 5  $\text{CH}_3\text{CN} : \text{H}_2\text{O}$  solution with a p-Si- $\text{CH}_3$  photoelectrode, Pt mesh counter electrode (in separate compartment), and  $10 \text{ mM Ag/AgNO}_3$  reference electrode with AM1.5G illumination ( $100 \text{ mW cm}^{-2}$ ).

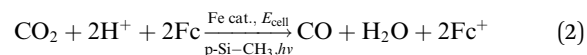
$\text{FE}_{\text{CO}}$  ranging from 33–76%, depending on the conditions (Table S1).

### Photoelectrosynthesis of CO in a two-electrode cell

After observing high selectivity for  $\text{CO}_2$  photoelectrolysis at the peak potential of the catalytic wave, we sought to construct a photosynthetic cell to quantify how much energy could be stored in the solar fuel. The overpotentials for the redox half-reactions at the anode and the cathode affect the overall energy efficiency of the photosynthetic process. Improving energy efficiency is critical to increasing the viability of fuels synthesized through artificial photosynthesis as a suitable alternative to fossil fuels.<sup>29</sup>

Traditionally,  $\text{CO}_2$  reduction electrolyzers have coupled the reductive half-reaction with oxygen evolution from water (OER) at the anode.<sup>30</sup> However, depending on the catalyst employed, water oxidation often operates with a high overpotential because of slow reaction kinetics,<sup>31,32</sup> consuming up to 90% of the total cell voltage.<sup>33</sup> In some reports, OER is replaced with organic alcohol oxidation at the anode in order to operate the photosynthesis cell at moderate cell voltages and improve energy conversion efficiency.<sup>33–37</sup> Here, we selected ferrocene oxidation as a convenient and well-behaved anode half-reaction with a well-defined potential ( $E_{1/2}(\text{Fc}^{+/0}) = 0 \text{ V vs. Fc}^{+/0}$ ) that can operate at essentially zero overpotential, leading to the overall reaction of eqn (2) for our proof-of-concept demonstration. A two-electrode CPPE was performed with  $1 \text{ mM } [\text{Fe}(\text{tpy})(\text{Mebimpy})(\text{NCCH}_3)]^{2+}$  in the working compartment and  $10 \text{ mM Fc}$  and  $10 \text{ mM } [\text{Fc}][\text{PF}_6]$  in the counter electrode compartment. The 1 : 1  $\text{Fc} : \text{Fc}^+$  was chosen for the counter compartment to approach equilibrium conditions for eqn (2) and to aid in measuring the change in open circuit potential (OCP) of the counter

compartment during the photoelectrolysis. The cell resistance measured between the cathode and anode across the dividing glass frit of the H-cell was ca.  $1 \text{ k}\Omega$ , showing significant potential drop as a result of the photosynthetic cell geometry.



Under AM1.5G  $100 \text{ mW cm}^{-2}$  simulated solar illumination, a cell potential ( $E_{\text{cell}}$ ) of  $-1.2 \text{ V}$  was applied for 1 h between the p-Si- $\text{CH}_3$  photocathode and the Pt mesh anode (Fig. 5). Under illumination, this cell voltage was sufficient to drive the reaction forward, passing on average  $0.276 \text{ C}$  of charge and producing CO with  $56 \pm 18\%$  FE (Table S2). The OCP of the counter compartment shifted to more positive potentials, consistent

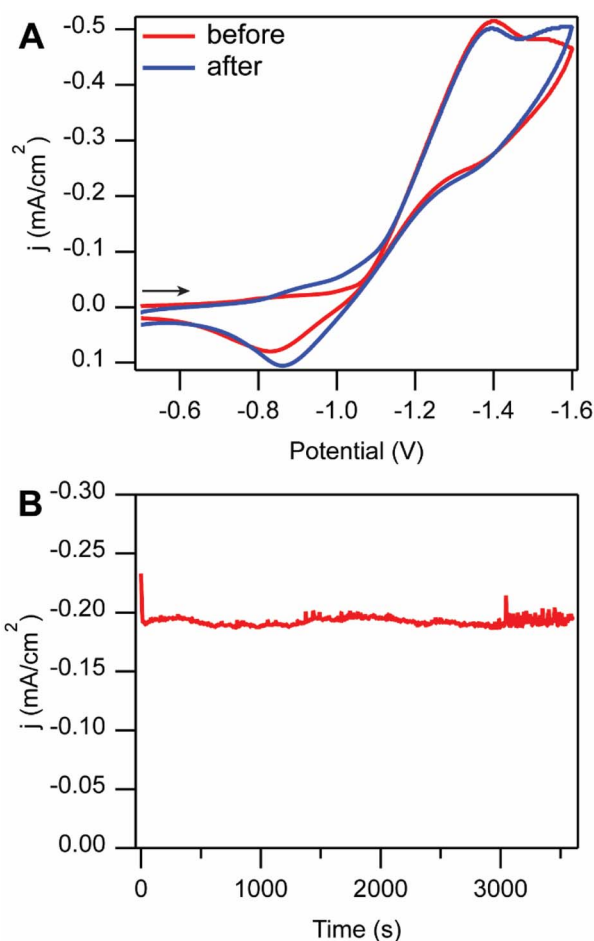


Fig. 5 (A) Cyclic voltammograms of  $1 \text{ mM } [\text{Fe}(\text{tpy})(\text{Mebimpy})(\text{NCCH}_3)]^{2+}$  catalyst solution under  $\text{CO}_2$  atmosphere before (red) and after (blue) photoelectrolysis. (B) Controlled potential photoelectrolysis of stirred solution at  $E_{\text{cell}} = -1.2 \text{ V}$  over 1 h. Voltammograms and CPPE recorded in divided electrolysis cell at  $100 \text{ mV s}^{-1}$  in  $100 \text{ mM } [\text{NBu}_4][\text{PF}_6]$  95 : 5  $\text{CH}_3\text{CN} : \text{H}_2\text{O}$  solution with p-Si- $\text{CH}_3$  photoelectrode, Pt mesh counter electrode (in separate compartment), and  $10 \text{ mM Ag/AgNO}_3$  reference electrode with AM1.5G illumination ( $100 \text{ mW cm}^{-2}$ ). Arrow indicates starting point and scan direction.



with the oxidation of ferrocene to ferrocenium. The production of  $\text{Fc}^+$  at Pt mesh had near unity FE ( $96 \pm 2\%$ , see Table S3).

The Gibbs free energy ( $\Delta G$ ) of the net cell reaction defined in eqn (2) can be used to quantify how much light energy is stored in the fuel:

$$\begin{aligned}\Delta G &= \Delta G_{\text{CO}_2/\text{CO}} - \Delta G_{\text{Fc}^+/\text{Fc}} - \Delta G_{\text{cell}} \\ &= -nFE_{\text{CO}_2/\text{CO}}^\circ + nFE_{\text{Fc}^+/\text{Fc}}^\circ + nFE_{\text{cell}}\end{aligned}\quad (3)$$

where  $n$  is the number of electrons in the reaction (2) and  $F$  is Faraday's constant ( $96\,485\text{ C mol}^{-1}$ ). The applied voltage  $E_{\text{cell}}$  is 240 mV less negative than the potential associated with the  $\text{CO}$ -producing reaction of eqn (2) at the cathode ( $E_{\text{CO}_2/\text{CO}}^\circ = -1.44\text{ V}$  vs.  $\text{Fc}^{+/0}$  in 95 : 5  $\text{CH}_3\text{CN} : \text{H}_2\text{O}$  solvent mixture) with ferrocene oxidation at the anode.<sup>21</sup>

With  $E_{\text{cell}} = -1.2\text{ V}$ , we find  $\Delta G = 46\text{ kJ mol}^{-1}$  (11 kcal  $\text{mol}^{-1}$ ). As the reaction is endergonic under state conditions, the photosynthetic cell requires the incident light energy to drive this reaction, ultimately storing 46 kJ  $\text{mol}^{-1}$  of photon energy in the  $\text{CO}$  fuel product.<sup>6</sup>

The photo-assisted electrochemical efficiency ( $\eta_{\text{PAE}}$ ) of this photosynthetic cell is the ratio of the system output to total input power:<sup>38,39</sup>

$$\eta_{\text{PAE}} = \frac{j_{\text{ph}} E^\circ \text{FE}}{P_{\text{S,i}} + j_{\text{ph}} V_{\text{e,i}}}\quad (4)$$

in which  $j_{\text{ph}}$  is the photocurrent density at the potential under evaluation ( $0.192\text{ mA cm}^{-2}$ ),  $P_{\text{S,i}}$  is the input power from illumination ( $100\text{ mW cm}^{-2}$ ), and  $V_{\text{e,i}}$  represents the input voltage required to drive photoelectrolysis at the operating photocurrent. In a two-electrode cell configuration,  $V_{\text{e,i}} = E_{\text{cell}}$ .

An overall  $\eta_{\text{PAE}}$  of 0.15% is quantified for this photosynthetic cell operating at  $-1.2\text{ V}$ . In context, the  $\eta_{\text{PAE}}$  quantified here is on the low end compared to heterogeneous photoelectrochemical  $\text{CO}_2$  reduction systems. While  $\eta_{\text{PAE}}$  is rarely quantified in photoelectrochemical  $\text{CO}_2$  reduction studies, there are reports for heterogeneous systems with  $\eta_{\text{PAE}}$  ranging from 0.37% to 11%.<sup>40–43</sup> To the best of our knowledge, there are no other reports to date of  $\eta_{\text{PAE}}$  for a molecular catalyst driving photoelectrochemical  $\text{CO}_2$  reduction catalysis.

With this data we can also calculate the related applied bias photon-to-current efficiency (ABPE) metric. By nature of utilizing a single-junction p-Si photoelectrode, an applied bias is required to supplement the photovoltage and drive  $\text{CO}$  production. ABPE represents the net chemical power output relative to the incident solar power:<sup>38,39,44</sup>

$$\text{ABPE} = \frac{j_{\text{ph}}(E^\circ - E_{\text{cell}})}{P_{\text{S,i}}}\quad (5)$$

Applying eqn (5), the ABPE is 0.05%. This metric is commensurate with work by Li and co-workers, who reported a similar ABPE of 0.06% for a cobalt polypyridyl catalyst attached to carbon nanotubes on a  $\text{TiO}_2$ -coated Si photoelectrode.<sup>45</sup> While some photo-assisted electrochemical efficiency loss comes from the FE of the cathodic reaction (which can be improved by operating under constant  $\text{CO}_2$  flow),<sup>22</sup> the

major contributing factor to both low  $\eta_{\text{PAE}}$  and low ABPE is likely the low photocurrent, which we hypothesize is limited by low catalyst turnover frequency and by low internal quantum efficiency (IQE) of the photocathode. Slow catalyst kinetics lead to efficiency-limiting carrier recombination when the catalyst is not available to accept photogenerated charge carriers. A faster catalyst could increase the photon-to-current efficiency by keeping pace with the incident photon flux. The IQE is affected by charge separation, charge carrier recombination, and the heterogeneous electron transfer rate.<sup>19,46</sup> Indeed, previous studies of the  $[\text{Ru}(\text{tpy})(\text{Mebim-py})(\text{NCCCH}_3)]^{2+}$ -mediated  $\text{CO}_2$  reduction at p-Si- $\text{CH}_3$  showed that photocurrent was limited by the IQE.<sup>19</sup> IQE can be improved by increasing electron-transfer rate constants and with the use of high-quality Si wafers. These mechanisms for increasing  $j_{\text{ph}}$  provide a roadmap towards improving the efficiency metrics,  $\eta_{\text{PAE}}$  and ABPE. Further, despite the low  $\eta_{\text{PAE}}$  and ABPE values, this work demonstrates exciting proof-of-concept for storing incident photon energy as fuel in photosynthetic system with a molecular catalyst-based photocathode operating with a single-junction semiconductor light harvester.

## Conclusions

In conclusion, we have demonstrated one of the first examples of a photosynthetic cell based on a molecular catalyst and a single-junction photocathode competent for  $\text{CO}_2$  reduction. The photovoltage generated by the p-Si- $\text{CH}_3$  photoelectrode exceeded the overpotential required for the Fe catalyst, allowing for operation at a cell voltage representing an “underpotential” 240 mV more positive than the standard reduction potential for  $\text{CO}_2$ . Ultimately, this system stored 46 kJ  $\text{mol}^{-1}$  (11 kcal  $\text{mol}^{-1}$ ) of photon energy in the  $\text{CO}$  product, with slightly enhanced FE under photoelectrochemical conditions compared to metallic electrodes. An overall photo-assisted electrochemical efficiency of 0.15% and an applied bias photon-to-current efficiency of 0.05% was quantified, which provides valuable benchmarking information on the solar-to-fuel energy conversion and on the potential for future improvements for the field. This molecular photoelectrosynthetic system represents an important step forward in solar energy storage towards renewable fuels.

## Author contributions

G. P. B., S. F., J. L. D., and A. J. M. M. conceptualized the project. J. L. D. and A. J. M. M. supervised the work. G. P. B. prepared the Si electrodes and photoelectrodes. S. F. and S. J. T. synthesized the catalysts. G. P. B. and S. F. performed the photoelectrochemical experiments. G. P. B., S. F., R. N. S., A. J. M. M., and J. L. D. contributed to experiment design and data analysis. G. P. B. and J. L. D. wrote the original manuscript draft. All authors contributed to discussions on the data and to the development of the manuscript.

## Conflicts of interest

There are no conflicts to declare.



## Data availability

The data supporting this article have been included as part of the supplementary information (SI). Supplementary information: experimental methods, absorption spectra, cyclic voltammetry, faradaic efficiency calculations. See DOI: <https://doi.org/10.1039/d5sc05984d>.

## Acknowledgements

This material is based upon work solely supported as part of the Center for Hybrid Approaches in Solar Energy to Liquid Fuels (CHASE), an Energy Innovation Hub funded by the U.S. Department of Energy, Office of Science, Office of Basic Energy Sciences, under Award Number DE-SC0021173. G. P. B. acknowledges the Graduate School at the University of North Carolina at Chapel Hill for a Dissertation Completion Fellowship.

## Notes and references

- N. S. Lewis and D. G. Nocera, *Proc. Natl. Acad. Sci. U. S. A.*, 2006, **103**, 15729–15735.
- S. Almosni, A. Delamarre, Z. Jehl, D. Suchet, L. Cojocar, M. Giteau, B. Behaghel, A. Julian, C. Ibrahim, L. Tatry, H. Wang, T. Kubo, S. Uchida, H. Segawa, N. Miyashita, R. Tamaki, Y. Shoji, K. Yoshida, N. Ahsan, K. Watanabe, T. Inoue, M. Sugiyama, Y. Nakano, T. Hamamura, T. Toupance, C. Olivier, S. Chambon, L. Vignau, C. Geffroy, E. Cloutet, G. Hadzioannou, N. Cavassilas, P. Rale, A. Cattoni, S. Collin, F. Gibelli, M. Paire, L. Lombez, D. Aureau, M. Bouttemy, A. Etcheberry, Y. Okada and J.-F. Guillemoles, *Sci. Technol. Adv. Mater.*, 2018, **19**, 336–369.
- V. Balzani, G. Pacchioni, M. Prato and A. Zecchina, *Rend. Fis. Nat. Lincei*, 2019, **30**, 443–452.
- E. V. Kondratenko, G. Mul, J. Baltrusaitis, G. O. Larrazábal and J. Pérez-Ramírez, *Energy Environ. Sci.*, 2013, **6**, 3112–3135.
- S. M. Jordaán and C. Wang, *Nat. Catal.*, 2021, **4**, 915–920.
- F. E. Osterloh, *ACS Energy Lett.*, 2017, **2**, 445–453.
- E. E. Benson, C. P. Kubiak, A. J. Sathrum and J. M. Smieja, *Chem. Soc. Rev.*, 2009, **38**, 89–99.
- R. Francke, B. Schille and M. Roemelt, *Chem. Rev.*, 2018, **118**, 4631–4701.
- K. Maeda, *Adv. Mater.*, 2019, **31**, 1808205.
- H.-R. Jhong, S. Ma and P. J. Kenis, *Curr. Opin. Chem. Eng.*, 2013, **2**, 191–199.
- P. De Luna, C. Hahn, D. Higgins, S. A. Jaffer, T. F. Jaramillo and E. H. Sargent, *Science*, 2019, **364**, eaav3506.
- D. A. Garcia Osorio, G. Neri and A. J. Cowan, *ChemPhotoChem*, 2021, **5**, 595–610.
- P. Ding, T. Jiang, N. Han and Y. Li, *Mater. Today Nano*, 2020, **10**, 100077.
- D. Seo, A. Ma, T. Kwon and K. M. Nam, *Inorg. Chem. Front.*, 2024, **11**, 998–1018.
- R. N. Dominey, N. S. Lewis, J. A. Bruce, D. C. Bookbinder and M. S. Wrighton, *J. Am. Chem. Soc.*, 1982, **104**, 467–482.
- T. W. Hamann and N. S. Lewis, *J. Phys. Chem. B*, 2006, **110**, 22291–22294.
- N. T. Plymale, Y.-G. Kim, M. P. Soriaga, B. S. Brunschwig and N. S. Lewis, *J. Phys. Chem. C*, 2015, **119**, 19847–19862.
- J. Veerbeek and J. Huskens, *Small Methods*, 2017, **1**, 1700072.
- G. P. Bein, M. A. Stewart, E. A. Assaf, S. J. Tereniak, R. N. Sampaio, A. J. M. Miller and J. L. Dempsey, *ACS Energy Lett.*, 2024, 1777–1785.
- B. M. Stratakes, J. L. Dempsey and A. J. M. Miller, *ChemElectroChem*, 2021, **8**, 4161–4180.
- Y. Matsubara, *ACS Energy Lett.*, 2017, **2**, 1886–1891.
- S. Gonell, J. Lloret-Fillol and A. J. M. Miller, *ACS Catal.*, 2021, **11**, 615–626.
- S. Gonell, M. D. Massey, I. P. Moseley, C. K. Schauer, J. T. Muckerman and A. J. M. Miller, *J. Am. Chem. Soc.*, 2019, **141**, 6658–6671.
- B. L. Huffman, G. P. Bein, H. Atallah, C. L. Donley, R. T. Alameh, J. P. Wheeler, N. Durand, A. K. Harvey, M. C. Kessinger, C. Y. Chen, Z. Fakhraai, J. M. Atkin, F. N. Castellano and J. L. Dempsey, *ACS Appl. Mater. Interfaces*, 2022, **15**, 984–996.
- X. Jia, H. S. Nedzbala, S. R. Bottum, J. F. Cahoon, J. J. Concepcion, C. L. Donley, A. Gang, Q. Han, N. Hazari, M. C. Kessinger, M. R. Lockett, J. M. Mayer, B. Q. Mercado, G. J. Meyer, A. J. Pearce, C. L. Rooney, R. N. Sampaio, B. Shang and H. Wang, *Inorg. Chem.*, 2023, **62**, 2359–2375.
- X. Jia, E. Stewart-Jones, J. L. Alvarez-Hernandez, G. P. Bein, J. L. Dempsey, C. L. Donley, N. Hazari, M. N. Houck, M. Li, J. M. Mayer, H. S. Nedzbala and R. E. Powers, *J. Am. Chem. Soc.*, 2024, **146**, 7998–8004.
- Y. H. Hong, X. Jia, E. Stewart-Jones, A. Kumar, J. C. Wedal, J. L. Alvarez-Hernandez, C. L. Donley, A. Gang, N. J. Gibson, N. Hazari, M. Houck, S. Jeon, J. Kim, H. Koh, J. M. Mayer, B. Q. Mercado, H. S. Nedzbala, N. Piekut, C. Quist, E. Stach and Y. Zhang, *Chem*, 2025, 102462.
- N. D. Keller, P. Vecchi, D. C. Grills, D. E. Polyansky, G. P. Bein, J. L. Dempsey, J. F. Cahoon, G. N. Parsons, R. N. Sampaio and G. J. Meyer, *J. Am. Chem. Soc.*, 2023, **145**(20), 11282–11292.
- D. T. Whipple and P. J. A. Kenis, *J. Phys. Chem. Lett.*, 2010, **1**, 3451–3458.
- W. Zhong, W. Huang, S. Ruan, Q. Zhang, Y. Wang and S. Xie, *Chem. Eur. J.*, 2023, **29**, e202203228.
- Y.-C. Zhang, C. Han, J. Gao, L. Pan, J. Wu, X.-D. Zhu and J.-J. Zou, *ACS Catal.*, 2021, **11**, 12485–12509.
- M. Tahir, L. Pan, F. Idrees, X. Zhang, L. Wang, J.-J. Zou and Z. L. Wang, *Nano Energy*, 2017, **37**, 136–157.
- S. Verma, S. Lu and P. J. A. Kenis, *Nat. Energy*, 2019, **4**, 466–474.
- T. Li, Y. Cao, J. He and C. P. Berlinguette, *ACS Cent. Sci.*, 2017, **3**, 778–783.
- Y. Wang, S. Gonell, U. R. Mathiyazhagan, Y. Liu, D. Wang, A. J. M. Miller and T. J. Meyer, *ACS Appl. Energy Mater.*, 2019, **2**, 97–101.
- H. Yadegari, A. Ozden, T. Alkayyali, V. Soni, A. Thevenon, A. Rosas-Hernández, T. Agapie, J. C. Peters, E. H. Sargent and D. Sinton, *ACS Energy Lett.*, 2021, **6**, 3538–3544.



- 37 D. Antón-García, E. Edwardes Moore, M. A. Bajada, A. Eisenschmidt, A. R. Oliveira, I. A. C. Pereira, J. Warnan and E. Reisner, *Nat. Synth.*, 2022, **1**, 77–86.
- 38 B. Parkinson, *Acc. Chem. Res.*, 1984, **17**, 431–437.
- 39 R. H. Coridan, A. C. Nielander, S. A. Francis, M. T. McDowell, V. Dix, S. M. Chatman and N. S. Lewis, *Energy Environ. Sci.*, 2015, **8**, 2886–2901.
- 40 J. Chen, J. Yin, X. Zheng, H. Ait Ahsaine, Y. Zhou, C. Dong, O. F. Mohammed, K. Takanabe and O. M. Bakr, *ACS Energy Lett.*, 2019, **4**, 1279–1286.
- 41 K. R. Rao, S. Pishgar, J. Strain, B. Kumar, V. Atla, S. Kumari and J. M. Spurgeon, *J. Mater. Chem. A*, 2018, **6**, 1736–1742.
- 42 G. Iwai, A. Fiorani, J. Du and Y. Einaga, *Energy Adv*, 2023, **2**, 733–738.
- 43 G. Iwai, A. Fiorani, C. Terashima and Y. Einaga, *Sustainable Energy Fuels*, 2024, **8**, 5271–5275.
- 44 D. Li, K. Yang, J. Lian, J. Yan and S. (Frank) Liu, *Adv. Energy Mater.*, 2022, **12**, 2201070.
- 45 Z. Wen, S. Xu, Y. Zhu, G. Liu, H. Gao, L. Sun and F. Li, *Angew. Chem. Int. Ed.*, 2022, **61**, e202201086.
- 46 C. M. Lieber, C. M. Gronet and N. S. Lewis, *Nature*, 1984, **307**, 533–534.

