



# Photocatalytic stannylation of white phosphorus†

 Marion Till,<sup>a</sup> Jose Cammarata,<sup>a</sup> Robert Wolf<sup>id</sup>\*<sup>a</sup> and Daniel J. Scott<sup>id</sup>\*<sup>b</sup>

 Cite this: *Chem. Commun.*, 2022, 58, 8986

 Received 21st June 2022,  
 Accepted 14th July 2022

DOI: 10.1039/d2cc03474c

rsc.li/chemcomm

**Organophosphorus compounds (OPCs) are highly important chemicals, finding numerous applications in both academia and industry. Herein we describe a simple photocatalytic method for the stannylation of white phosphorus (P<sub>4</sub>) using a cheap, commercially-available distannane, (Bu<sub>3</sub>Sn)<sub>2</sub>, and anthraquinone as a simple photocatalyst. Subsequent 'one pot' transformation of the resulting stannylated monophosphine intermediate (Bu<sub>3</sub>Sn)<sub>3</sub>P provides direct, convenient and versatile access to valuable OPCs such as acylated phosphines and tetraalkylphosphonium salts.**

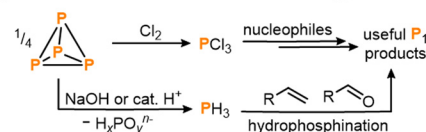
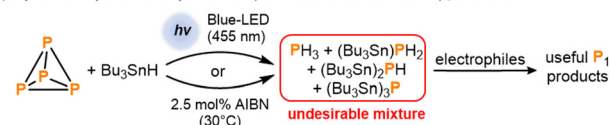
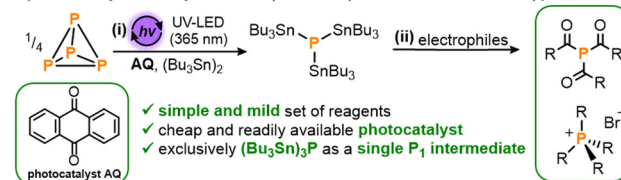
White phosphorus (P<sub>4</sub>) – the most chemically important allotrope of this ubiquitous and abundant element – acts as the common precursor from which all commercially valuable and academically important organophosphorus compounds (OPCs) are prepared. The current methods used for the industrial synthesis of these myriad useful P<sub>1</sub> products include the oxidation of P<sub>4</sub> with toxic Cl<sub>2</sub> gas to generate PCl<sub>3</sub> which can subsequently be transformed into a variety of OPCs by reaction with nucleophiles (Scheme 1a). As an alternative route, initial acid- or base-mediated disproportionation of P<sub>4</sub> can be used to generate highly toxic PH<sub>3</sub> gas which is then employed for the hydrophosphination of unsaturated organic substrates.<sup>1</sup>

Given the drawbacks of these methods, a highly prominent aim has long been to find ways of bypassing these multi-step procedures. In particular, there is a longstanding desire to develop more step-efficient *direct* – and, ideally, *catalytic* – methods to functionalize P<sub>4</sub> and generate OPCs in a single reaction.

As a result, for several decades comprehensive efforts have been made to better understand the fundamental reactivity of P<sub>4</sub>.<sup>2</sup> However, it is only very recently that it has finally become

possible to successfully transform P<sub>4</sub> directly into a variety of useful P<sub>1</sub> products.<sup>3</sup> Moreover, and despite these extensive investigations, the number of successful examples remains extremely low, and those that do exist still suffer from substantial limitations.<sup>4</sup> As such, there remains a clear need to expand the range of strategies available for direct, productive P<sub>4</sub> activation, with new catalytic methods being particularly desirable.<sup>4a</sup>

In one of our own contributions to this area, we recently reported a simple 'one pot' method in which the classical radical reagent tri-*n*-butyltin hydride (Bu<sub>3</sub>SnH) is used for initial hydrostannylation of

 (a) State-of-the-art: indirect industrial routes to P<sub>1</sub> products

 (b) Hydrostannylation of P<sub>4</sub> and "one pot" transformation into P<sub>1</sub> products

 (c) This work: photocatalytic stannylation of P<sub>4</sub> and "one pot" transformation into P<sub>1</sub> products


**Scheme 1** (a) Current state-of-the-art industrial methods for the synthesis of valuable P<sub>1</sub> products.<sup>1</sup> (b) Recently reported hydrostannylation of white phosphorus (P<sub>4</sub>) using Bu<sub>3</sub>SnH followed by reaction with electrophiles to generate useful P<sub>1</sub> products in a 'one-pot' fashion.<sup>5</sup> (c) This work: (i) photocatalytic stannylation of P<sub>4</sub> using the photocatalyst anthraquinone (AQ) and hexabutylstannane (Bu<sub>3</sub>Sn)<sub>2</sub>; and (ii) subsequent functionalization of the intermediate (Bu<sub>3</sub>Sn)<sub>3</sub>P with electrophiles into products such as triacylphosphines and tetraalkylphosphonium salts.

<sup>a</sup> University of Regensburg, Institute of Inorganic Chemistry, 93040, Regensburg, Germany. E-mail: robert.wolf@ur.de

<sup>b</sup> University of Oxford, Department of Chemistry, OX1 3TA, Oxford, UK. E-mail: daniel.scott@chem.ox.ac.uk

 † Electronic supplementary information (ESI) available. See DOI: <https://doi.org/10.1039/d2cc03474c>

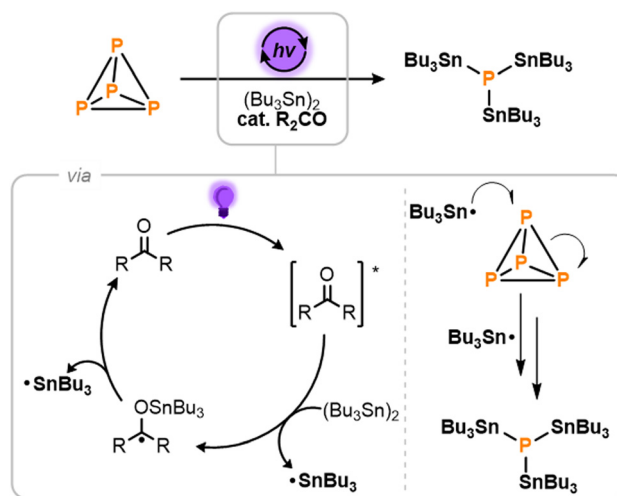

$P_4$  (Scheme 1b).<sup>5</sup> This reductive  $P_4$  activation is mediated either by light or by a chemical radical initiator such as AIBN (azobis(isobutyronitrile)) which can initiate a radical chain reaction that breaks down the  $P_4$  tetrahedron, yielding a mixture of hydrostannylated phosphines  $(Bu_3Sn)_xPH_{3-x}$  ( $x = 0-3$ ). Key to this mechanism is the attack of stannyl radicals  $(Bu_3Sn^\bullet)$  on the P–P bonds of  $P_4$ . The resulting  $(Bu_3Sn)_xPH_{3-x}$  mixture can then be converted into a number of important and useful OPCs by reaction with electrophiles.<sup>5</sup>

Unfortunately, one significant disadvantage of this hydrostannylation strategy is the complexity of the  $(Bu_3Sn)_xPH_{3-x}$  mixture, which complicates ‘downstream’ reaction development by requiring functionalization of two different types of bond (P–Sn and P–H), both of which are distributed over four distinct molecules. Moreover, the presence of gaseous  $PH_3$  as a component of this mixture has been suggested to have a limiting effect on overall yields as it can easily be lost during subsequent manipulations,<sup>4a</sup> and it is also problematic from a safety perspective.

These drawbacks would be overcome if the initial  $P_4$  reduction step could instead furnish a single species with just one functionalizable motif, but with reactivity otherwise similar to  $(Bu_3Sn)_xPH_{3-x}$ . To achieve this, we describe herein a simple photocatalytic strategy for the atom-precise stannylation of  $P_4$  using the cheap, commercially-available distannane  $(Bu_3Sn)_2$  and simple benzophenone derivatives as photocatalysts (Scheme 1c). This new procedure generates exclusively the stannylated monophosphine  $(Bu_3Sn)_3P$  and subsequent, simplified ‘one pot’ transformations with electrophiles afford valuable OPCs including acylated phosphines and alkylated phosphonium salts.

Based on the analysis above, we sought to develop a new method by which  $P_4$  could be selectively transformed into  $(Bu_3Sn)_3P$  as the sole product.<sup>6</sup> It is worth noting that the closely related product  $(Ph_3Sn)_3P$  has previously been prepared from  $P_4$  using  $Ph_3SnCl$  as the stannylating reagent, but this required use of a relatively elaborate Ti(III) reagent as a halogen atom abstractor.<sup>3f</sup> Instead, we imagined that an ideal reagent for such a reaction would be the distannane  $(Bu_3Sn)_2$ , which is cheap to purchase and could in principle provide the target phosphine with perfect atom economy.<sup>7</sup> Indeed, Sn–Sn homolysis of  $(Bu_3Sn)_2$  is known to furnish  $Bu_3Sn^\bullet$  radicals, which previous work has shown are capable of adding to  $P_4$ .<sup>3f,5</sup> However, achieving this homolysis directly requires extreme temperatures or very high energy UV light irradiation that is known to lead to unselective reactivity, and is also unlikely to be compatible with  $P_4$ .<sup>8-10</sup> Fortunately, it has been reported that simple ketones can be used as photocatalysts to access  $Bu_3Sn^\bullet$  radicals by Sn–Sn bond cleavage under much lower energy irradiation.<sup>11</sup>

The light-driven photocatalytic stannylation of  $P_4$  was therefore targeted, based on the mechanistic proposal outlined in Scheme 2.<sup>9</sup> It was anticipated that photoirradiation of the ketone  $R_2CO$  would first provide an excited state,  $[R_2CO]^*$ ,<sup>12</sup> capable of reacting with  $(Bu_3Sn)_2$  to generate a stannylated ketyl radical and a free  $Bu_3Sn^\bullet$  radical.<sup>11</sup> The former could then



Scheme 2 Proposed mechanism for the light-driven, photocatalytic stannylation of  $P_4$  in the presence of hexabutylidistannane,  $(Bu_3Sn)_2$ , and a ketone photocatalyst,  $R_2CO$ .

thermally release a second  $Bu_3Sn^\bullet$  radical to close the catalytic cycle. Once formed, these  $Bu_3Sn^\bullet$  radicals would then add to the P–P bonds of  $P_4$ , ultimately breaking it down to generate  $(Bu_3Sn)_3P$  as the only  $P_1$  product.<sup>13</sup>

To begin, benzophenone (**BP**) was chosen as a proof-of-principle photocatalyst due to both its simplicity and the fact that its photoreactivity towards hexaalkyldistannanes has been studied previously.<sup>11d</sup> Gratifyingly, after an initial optimization the photocatalytic stannylation of  $P_4$  could successfully be achieved, with use of 25 mol% **BP** (all stoichiometries, in both equiv. and mol%, are defined per P atom) and a 3.3-fold excess (5 equiv.) of  $(Bu_3Sn)_2$  providing 50% conversion to the target stannylated phosphine  $(Bu_3Sn)_3P$  after stirring under near UV LEDs overnight (Scheme 3; see also ESI,† S3). Control experiments confirmed that all reaction components ( $P_4$ ,  $(Bu_3Sn)_2$ , **BP**, irradiation) were necessary for the reaction to proceed productively (see ESI,† S3, Table S1).

These initial results provided a clear proof-of-principle for the proposed mechanistic strategy. Notably, the observed conversion indicates the activation of at least three Sn–Sn bonds per available equivalent of **BP**,<sup>14</sup> making this a rare example of a system where  $P_4$  activation has been achieved catalytically, using an otherwise inert substrate.<sup>5,9a,9b,9e,15</sup> Nevertheless, in order to improve the reaction outcome further, a broader range of benzophenone derivatives was subsequently screened, with several found to provide markedly improved performance (see ESI,† S5). Particularly impressive results were achieved using



Scheme 3 Initial conditions for the direct, photocatalytic stannylation of  $P_4$  into  $(Bu_3Sn)_3P$  optimized using benzophenone (**BP**) as photocatalyst. Stoichiometries in equiv. and mol% are defined per P atom.





**Scheme 4** Optimized conditions for the direct, photocatalytic stannylation of  $P_4$  into  $(Bu_3Sn)_3P$  using anthraquinone (**AQ**) as photocatalyst. Stoichiometries in equiv. and mol% are defined per P atom.

anthraquinone (**AQ**) and following brief further optimization (see ESI,† S5 and S7) 79% conversion to  $(Bu_3Sn)_3P$  could be achieved using significantly reduced loadings of both **AQ** (12.5 mol%) and  $(Bu_3Sn)_2$  (3 equiv.) over the same timeframe (Scheme 4; see also ESI,† S7). Based on the catalytic cycle proposed in Scheme 2, this would correspond to a turnover number (TON) of 10.0 for **AQ**. Further reductions in catalyst loading to 6.3 mol% or 2.5 mol% were found to lead to even higher TONs (16.8 and 28.2, respectively), albeit at the cost of lower overall conversions (see ESI,† S7, Table S11).

With the stannylation of  $P_4$  optimized, attention was then shifted to its subsequent, ‘one pot’ transformation into other useful  $P_1$  products. Having previously developed procedures for the analogous transformation of the phosphine mixture  $(Bu_3Sn)_xPH_{3-x}$ , which includes  $(Bu_3Sn)_3P$  as a minor component, it was anticipated that addition of electrophiles to photocatalytically-generated  $(Bu_3Sn)_3P$  should be similarly productive,<sup>4,5</sup> especially since neither the **AQ** photocatalyst nor the  $(Bu_3Sn)_2$  starting material is expected to show appreciable reactivity towards such substrates. And, indeed, *in situ* addition of a variety of acid chlorides yielded the corresponding triacylphosphines  $(R(O)C)_3P$  ( $R = Ph, Cy, Ad, tBu, iPr, nBu, Me$ ) with good conversions of up to 75% (Scheme 5a(i)).<sup>5,16</sup> Notably, and in comparison to our previously-reported hydrostannylation system, no exclusion of light and no additional base were required for this step, highlighting both the robustness and simplicity of  $(Bu_3Sn)_3P$  as a “ $P^{3-}$ ” synthon, relative to  $(Bu_3Sn)_xPH_{3-x}$ .

Similarly, reaction of  $(Bu_3Sn)_3P$  with alkyl bromides  $RBr$  ( $R = Bn, Et$ ) under moderate heating successfully provided

‘one pot’ access to the corresponding phosphonium salts,  $[R_4P]Br$ , including tetrabenzylphosphonium bromide,  $[Bn_4P]Br$ , which is a known precursor for useful Wittig chemistry (Scheme 5a(ii)).<sup>17</sup> Again, no auxiliary base was required for these reactions, in contrast to the analogous procedures *via*  $(Bu_3Sn)_xPH_{3-x}$  where the absence of base leads to a 50% reduction in yield.<sup>5</sup>

Finally, another industrially important class of  $P_1$  products was targeted. Hydroxymethyl-substituted phosphine derivatives are used as flame-retardant materials (among a number of other applications),<sup>18</sup> and could be accessed by reacting the stannylated monophosphine  $(Bu_3Sn)_3P$  with paraformaldehyde in EtOH to furnish tris(hydroxymethyl)phosphine,  $(HOCH_2)_3P$  (THP; Scheme 5a(iii)).<sup>18a</sup> Subsequent exposure to air then yielded the corresponding phosphine oxide,  $(HOCH_2)_3PO$  (THPO; Scheme 5a(iv)),<sup>18b</sup> while the phosphonium salt tetrakis(hydroxymethyl)phosphonium chloride,  $[(HOCH_2)_4P]Cl$  (THPC),<sup>18c,18d</sup> could be accessed by quenching the *in situ* generated THP with HCl, all in one pot (Scheme 5a(v)).

To demonstrate the viability of these reactions on a preparative scale the triacylphosphine  $(Ph(O)C)_3P$  and the phosphonium salts  $[Bn_4P]Br$  and THPC were selected as representative examples for isolation (Scheme 5b; see ESI† S9). At 0.8 mmol scale  $(Ph(O)C)_3P$  could be isolated in 55% yield,<sup>19</sup> which compares well with our previously-reported hydrostannylation method (51%).  $[Bn_4P]Br$  could also be isolated in good 56% yield, and THPC in a more modest yield of 33%.<sup>19</sup>

For this last reaction, efforts were also made to recover the Sn-containing compounds present at the end of the reaction. We have previously shown that for the analogous synthesis of THPC *via*  $(Bu_3Sn)_xPH_{3-x}$  recovery of the  $Bu_3SnCl$  byproduct allows for convenient regeneration and recycling of the  $Bu_3SnH$  starting material, thus minimizing the formation of organotin-containing waste.  $Bu_3SnCl$  can also be used to regenerate  $(Bu_3Sn)_2$  through a net one-electron reduction,<sup>8</sup> meaning similar recycling should be feasible for this newer system, provided  $Bu_3SnCl$  can again be cleanly recovered. Satisfyingly,  $Bu_3SnCl$  could indeed be recovered during THPC workup through simple washing with diethyl



**Scheme 5** (a) One-pot synthesis directly from  $P_4$ , *via* photocatalytically generated  $P_1$  intermediate  $(Bu_3Sn)_3P$ , of (i) triacylphosphines  $(R(O)C)_3P$  (4 equiv.  $RC(O)Cl$ ,  $R = tBu, Ph, Me, nBu, Cy, iPr, Ad$ ), (ii) phosphonium salts  $[R_4P]Br$  (5 equiv.  $RBr$ ,  $R = Bn, Et$ , 60–80 °C), (iii) tris(hydroxymethyl)phosphine, THP (EtOH, 3 equiv. paraformaldehyde), (iv) tris(hydroxymethyl)phosphine oxide, THPO (as for (iii) then air, 80 °C), and (v) tetrakis(hydroxymethyl)phosphonium chloride, THPC (as for (iii) using 12.5 equiv. paraformaldehyde, then 10 equiv. HCl); and (b) Isolated yields for reactions on preparative scale (0.8 mmol). Stoichiometries in equiv. are defined per P atom.



ether, being isolated as part of an otherwise clean mixture with unreacted  $(\text{Bu}_3\text{Sn})_2$  in an excellent overall yield of 92% (1.3:1 molar ratio, see ESI† S9).

In conclusion, we have developed a simple, new method for the direct transformation of  $\text{P}_4$  into a variety of commercially and academically interesting OPCs. The reaction proceeds through a photocatalytic stannylation of white phosphorus, which generates  $(\text{Bu}_3\text{Sn})_3\text{P}$  with perfect atom economy as a single, convenient  $\text{P}_1$  intermediate using an inexpensive, commercially available distannane and a simple photocatalyst. This method can be used to prepare a variety of different products through inclusion of a range of different electrophilic substrates, and we have demonstrated that the Sn-containing byproducts of the reaction can in principle be recovered and recycled. These results expand the currently very limited range of strategies that are available for the direct functionalization of  $\text{P}_4$ , and suggest the intriguing possibility that  $\text{P}_4$  activation might also be achievable by reaction with other weak E–E bonds under similar photocatalytic conditions.

The project received funding from the European Research Council (ERC CoG 772299). DJS is also grateful to the Alexander von Humboldt foundation, and to the EPSRC for award of an Early Career Fellowship (EP/V056069/1).

## Conflicts of interest

There are no conflicts to declare.

## Notes and references

- (a) W. Gleason, *JOM*, 2007, **59**, 17–19; (b) G. Bettermann, W. Krause, G. Riess and T. Hofmann, *Ullmann's Encyclopedia of Industrial Chemistry*, Wiley, 2000; (c) D. E. C. Corbridge, *Phosphorus: Chemistry, Biochemistry, and Technology*, CRC Press, 6th edn, 2013.
- (a) B. M. Cossairt, N. A. Piro and C. C. Cummins, *Chem. Rev.*, 2010, **110**, 4164–4177; (b) M. Caporali, L. Gonsalvi, A. Rossin and M. Peruzzini, *Chem. Rev.*, 2010, **110**, 4178–4235; (c) M. Scheer, G. Balázs and A. Seitz, *Chem. Rev.*, 2010, **110**, 4236–4256; (d) C. M. Hoidn, D. J. Scott and R. Wolf, *Chem. – Eur. J.*, 2021, **27**, 1886–1902; (e) L. Giusti, V. R. Landaeta, M. Vanni, J. A. Kelly, R. Wolf and M. Caporali, *Coord. Chem. Rev.*, 2021, **441**, 2139276–2139375; (f) Y. H. Budnikova, T. V. Gryaznova, V. V. Grinenko, Y. B. Dudkina and M. N. Khrizanforov, *Pure Appl. Chem.*, 2017, **89**, 311–330.
- (a) S. Reichl, E. Mädl, F. Riedelberger, M. Piesch, G. Balázs, M. Seidl and M. Scheer, *Nat. Commun.*, 2021, **12**, 5774; (b) M. Donath, K. Schwedtmann, T. Schneider, F. Hennesdorf, A. Bauzá, A. Frontera and J. J. Weigand, *Nat. Chem.*, 2022, **14**, 384–391; (c) Y. Mei, Z. Yan and L. L. Liu, *J. Am. Chem. Soc.*, 2022, **144**, 1517–1522; (d) D. H. R. Barton and J. Zhu, *J. Am. Chem. Soc.*, 1993, **115**, 2071–2072; (e) D. H. R. Barton and R. A. Vonder Embse, *Tetrahedron*, 1998, **54**, 12475–12496; (f) B. M. Cossairt and C. C. Cummins, *New J. Chem.*, 2010, **34**, 1533–1536; (g) S. K. Ghosh, C. C. Cummins and J. A. Gladysz, *Org. Chem. Front.*, 2018, **5**, 3421–3429.
- (a) D. J. Scott, *Angew. Chem.*, 2022, e202205019, DOI: [10.1002/anie.202205019](https://doi.org/10.1002/anie.202205019); (b) H. Grützmacher, *Nat. Chem.*, 2022, **14**, 362–364.
- D. J. Scott, J. Cammarata, M. Schimpf and R. Wolf, *Nat. Chem.*, 2021, **13**, 458–464.
- Previous work has shown that  $(\text{Bu}_3\text{Sn})_3\text{P}$  can be prepared through stannylation of  $(\text{Bu}_3\text{Sn})_x\text{PH}_{3-x}$  with  $\text{Bu}_3\text{SnOMe}$ . However, this requires addition of an extra stoichiometric reagent and results in formation of MeOH as a byproduct which could lead to competing reactivity upon subsequent addition of electrophiles, see ref. 5.
- (a) A. Darwish and J. M. Chong, *Synth. Commun.*, 2004, **34**, 1885–1890; (b) T. N. Mitchell, *Encyclopedia of Reagents for Organic Synthesis – Hexabutylidistannane*, Wiley, 2012; (c) T. N. Mitchell and G. Walter, *J. Chem. Soc., Perkin Trans. 2*, 1977, 1842–1847.
- A. G. Davies, *Organotin Chemistry*, Wiley, 2004.
- For previous examples where photochemical methods have been used to functionalize  $\text{P}_4$ , see: (a) U. Lennert, P. B. Arockiam, V. Streitferdt, D. J. Scott, C. Rödl, R. M. Gschwind and R. Wolf, *Nat. Catal.*, 2019, **2**, 1101–1106; (b) P. B. Arockiam, U. Lennert, C. Graf, R. Rothfelder, D. J. Scott, T. G. Fischer, K. Zeitler and R. Wolf, *Chem. – Eur. J.*, 2020, **26**, 16374–16382; (c) R. Rothfelder, V. Streitferdt, U. Lennert, J. Cammarata, D. J. Scott, K. Zeitler, R. M. Gschwind and R. Wolf, *Angew. Chem., Int. Ed.*, 2021, **60**, 24650–24658; (d) M. Till, V. Streitferdt, D. J. Scott, M. Mende, R. M. Gschwind and R. Wolf, *Chem. Commun.*, 2022, **58**, 1100–1103; (e) G. Lu, J. Chen, X. Huangfu, X. Li, M. Fang, G. Tang and Y. Zhao, *Org. Chem. Front.*, 2019, **6**, 190–194; (f) D. Tofan and C. C. Cummins, *Angew. Chem., Int. Ed.*, 2010, **49**, 7516–7518; (g) L. P. Wang, D. Tofan, J. Chen, T. V. Voorhis and C. C. Cummins, *RSC Adv.*, 2013, **3**, 23166–23171.
- Cleavage of  $\text{P}_4$  under photoirradiation (256 nm) can generate highly reactive  $\text{P}_2$  (ref. 9f and g). However, this requires very high energy UV light (256 nm) and so seems unlikely to be a major, relevant pathway for the reactivity reported herein, which uses significantly lower energy UV sources (365 nm). Nevertheless, the possibility that this could act as a minor competing pathway, for example leading to minor reaction side-products, cannot yet be fully excluded.
- (a) W. P. Neumann, H. Hillgärtner, K. M. Baines, R. Dicke, K. Vorspohl, U. Kobs and U. Nussbeutel, *Tetrahedron*, 1989, **45**, 951–960; (b) M. Harendza, J. Junggebauer, K. Leßman, W. P. Neumann and H. Tews, *Synlett*, 1993, 286–288; (c) D. J. Hart, R. Krishnamurthy, L. M. Pook and F. L. Seely, *Tetrahedron Lett.*, 1993, **34**, 7819–7822; (d) M. J. Tomaszewski and J. Warkentin, *J. Chem. Soc., Chem. Commun.*, 1993, **18**, 1407–1408.
- (a) J. A. Dantas, J. T. M. Correia, M. W. Paixão and A. G. Corrêa, *ChemPhotoChem*, 2019, **3**, 506–520; (b) B. Dinda, *Essentials of Pericyclic and Photochemical Reactions: Photochemistry of Carbonyl Compounds (Chapter 8)*, Springer, 2016; (c) B. König, *Chemical Photocatalysis*, de Gruyter, 2013; (d) W. A. Green, *Industrial Photoinitiators: A Technical Guide*, CRC Press, 2010; (e) J. P. Fouassier and J. Lalevée, *Photoinitiators: Structures, Reactivity and Application in Polymerization*, Wiley, 2021; (f) J. Cervantes-González, D. A. Vosburg, S. E. Mora-Rodriguez, M. A. Vázquez, L. G. Zepeda, C. V. Gómez and S. Lagunas-Rivera, *ChemCatChem*, 2020, **12**, 3811–3827.
- Alternative elementary steps such as “outer-sphere” energy transfer between  $[\text{R}_2\text{CO}]^*$  and  $(\text{Bu}_3\text{Sn})_2$  could also be possible, but would be expected to lead to the same overall outcome. For additional mechanistic discussion, please see ESI,† S2.
- Since conversion to  $(\text{Bu}_3\text{Sn})_3\text{P}$  requires activation of 1.5 Sn–Sn bonds per P atom.
- L. Riesel, M. Kant and R. Helbing, *Z. Anorg. Allg. Chem.*, 1990, **580**, 217–223.
- G. Becker, *Z. Anorg. Allg. Chem.*, 1977, **430**, 66–76.
- H. Schmidbaur, U. Deschler, B. Milewski-Mahrla and B. Zimmer-Gasser, *Chem. Ber.*, 1981, **114**, 608–619.
- (a) K. V. Katti, H. Gali, C. J. Smith and D. E. Berning, *Chem. Res.*, 1999, **32**, 9–17; (b) M. J. Chen, C. R. Chen, Y. Tan, J. Q. Huang, X. L. Wang, L. Chen and Y. Z. Wang, *Ind. Eng. Chem. Res.*, 2014, **53**, 1160–1171; (c) W. J. Vullo, *Ind. Eng. Chem. Process Des. Dev.*, 1966, **5**, 346–349; (d) W. J. Vullo, *J. Org. Chem.*, 1968, **33**, 3665–3667.
- Yields of isolated materials have not been corrected for the presence of trace impurities observable by  $^{31}\text{P}\{^1\text{H}\}$  NMR spectroscopy. See ESI† S9.

