


 Cite this: *RSC Adv.*, 2026, 16, 8178

# Integrating 2D nanomaterials with organic acid-mediated rock phosphate solubilization for enhanced phosphorus availability: a review

 Sanduni Dabare  and Imalka Munaweera \*

Phosphorus (P) is an essential but often limiting macronutrient in agriculture due to the poor solubility of naturally occurring rock phosphate (RP). Organic acids released by plant roots or phosphate-solubilizing microorganisms can enhance RP dissolution; however, their effectiveness is restricted by rapid degradation, soil buffering, and strong adsorption to mineral surfaces. A key limitation arises from the strong adsorption of organic acids onto the soil matrix, particularly in soils rich in 2:1 clays and exchangeable calcium, where anions such as citrate become bound to clay surfaces or form Ca-organic-anion complexes instead of dissolving phosphate minerals. This adsorption paradoxically increases phosphate fixation rather than reducing it. To overcome these constraints, two-dimensional (2D) nanomaterials such as graphene oxide (GO), MoS<sub>2</sub>, and layered double hydroxides (LDHs) have emerged as potential carriers for both organic acids and phosphate. Their high surface area, tunable functionality, and strong binding affinity enable controlled acid release, sustained proton activity, and reduced P fixation at the RP interface. This review synthesizes recent advances in 2D material-assisted organic acid solubilization of RP and highlights future directions toward hybrid nano-bio systems particularly the integration of biochar-2D material composites as a promising next-generation platform for sustainable phosphorus management in agriculture. This review provides a comprehensive synthesis of molecular mechanisms, highlights emerging nano-enabled smart fertilizer strategies, and identifies key future research directions to bridge laboratory insights and field-scale applications. The work presents a novel interdisciplinary framework for improving P accessibility through hybrid nano-bio interventions.

 Received 30th July 2025  
 Accepted 28th January 2026

DOI: 10.1039/d5ra05551b

[rsc.li/rsc-advances](https://rsc.li/rsc-advances)

## 1 Introduction

Phosphorus (P) is an essential macronutrient that plays a critical role in plant physiological processes such as energy transfer, photosynthesis, and nucleic acid synthesis.<sup>1</sup> However, its availability in soils is often limited due to the predominance of insoluble mineral forms, including calcium phosphate, iron phosphate, and aluminum phosphate, which are not readily accessible to plants.<sup>2</sup> While rock phosphate (RP) serves as the primary mineral source of phosphorus in most commercial fertilizers, direct application of untreated RP to soils is uncommon and typically limited to highly reactive RP applied in strongly acidic conditions. In conventional practice, RP undergoes pre-treatment processes such as acidulation, granulation, or blending to enhance solubility and enable controlled nutrient release in N/P/K fertilizers. Nevertheless, even with these approaches, phosphorus use efficiency remains low, particularly in neutral to alkaline soils, leading to significant nutrient losses.<sup>3</sup>

Organic acids such as citric acid, oxalic acid and acetic acid, have emerged as alternatives to improve RP solubilization

through mechanisms such as acidification, chelation, and ligand exchange.<sup>2,4</sup> Despite their potential, the application of organic acids is constrained by factors such as soil pH, the specific organic acid used, and the presence of other soil components, leading to inconsistent results across different soil environments.<sup>5</sup> Moreover, prolonged use of organic acids may lead to soil acidification and adverse effects on soil health and microbial communities.

Recent advances in nanotechnology, particularly two-dimensional (2D) nanomaterials such as graphene oxide (GO), molybdenum disulfide (MoS<sub>2</sub>), and layered double hydroxides (LDHs), offer promising opportunities to overcome these limitations.<sup>6</sup> These materials possess exceptionally high surface areas, abundant functional groups, and strong adsorption capacities, enabling them to act as carriers and stabilizers of organic acids while simultaneously mitigating phosphate fixation.<sup>7-9</sup> For instance, 2D materials can adsorb phosphate ions and release them under specific conditions, potentially improving the efficiency of phosphorus uptake by plants.<sup>10</sup> However, research on the synergistic use of 2D nanomaterials with organic acids for RP solubilization remains limited.<sup>11</sup> The mechanistic interactions between these materials and their combined effects on phosphate release kinetics, acid

Department of Chemistry, Faculty of Applied Sciences, University of Sri Jayewardenepura, Nugegoda, 10250, Sri Lanka. E-mail: [imalka@sjp.ac.lk](mailto:imalka@sjp.ac.lk)



stabilization, and environmental fate are not yet fully understood, particularly across diverse soil types.<sup>12</sup>

This review introduces a novel framework that highlights how 2D nanomaterials can enhance the performance of organic acids in solubilizing RP, offering a pathway toward the development of next-generation, slow-release, and environmentally sustainable phosphorus fertilizers. By addressing both scientific and technological gaps, this work lays the foundation for translating nano-enabled organic acid systems into practical, field-relevant agricultural solutions.

A structured literature search was conducted to gather relevant and up-to-date scientific information. Peer-reviewed articles, book chapters, and technical reports were consulted through Google Scholar, Scopus, and ScienceDirect. The search used combinations of keywords such as phosphorus availability, rock phosphate, nanomaterials, 2D nanomaterials, biochar, phosphorus fertilizer, controlled release, and soil amendments. Recent studies published within the last 10–15 years were prioritized, while earlier foundational works were included when appropriate. Sources were selected based on relevance to the research themes and the quality of the evidence presented. Reference lists of key publications were also screened to identify additional supporting literature.

## 2 Mechanisms of organic acid-mediated rock phosphate solubilization

### 2.1 Organic acids involved in phosphate solubilization

Organic acids are central mediators of RP dissolution because they combine proton donation, metal-cation chelation and ligand-exchange reactions at mineral surfaces (Fig. 1). Organic acid-mediated phosphate solubilization operates through several interconnected molecular mechanisms that work together to release phosphorus from insoluble forms.<sup>13</sup> The primary mechanism involves acidification, where organic acids are produced in the periplasmic space through direct oxidation pathways and subsequently released into the surrounding environment.<sup>2,14,15</sup> This acidification process results in a significant pH drop that can lower soil pH to as low as 2, facilitating the release of phosphate ions through proton substitution where H<sup>+</sup> replaces cations like Ca<sup>2+</sup> bound to phosphate minerals.<sup>2,16,17</sup>

Chelation represents another crucial mechanism where the carboxyl and hydroxyl groups present in organic acids bind to and sequester metal cations such as calcium, iron, and aluminum that are associated with phosphate compounds.<sup>1,14,18,19</sup> The effectiveness of this chelation process depends heavily on the molecular structure of the organic acids, particularly the number and position of carboxyl and hydroxyl groups, with tricarboxylic and dicarboxylic acids being more efficient than monobasic acids.<sup>15,19</sup> Ligand exchange reactions constitute a third important mechanism where organic acids directly replace phosphate anions on soil surfaces or form soluble complexes with metal ions linked to insoluble phosphorus.<sup>2,20,21</sup> This process can occur through direct ligand exchange where organic acids replace phosphorus on exchange

surfaces, or through complexation of metal ions in the soil matrix holding the phosphorus.<sup>21</sup>

Direct dissolution of mineral phosphates occurs when organic acids act through anion exchange mechanisms, where phosphate anions are directly substituted by organic acid anions.<sup>2,22,23</sup> Additionally, organic acids can compete with phosphate for adsorption sites in the soil, further facilitating phosphate release.<sup>24</sup>

The solubilization process is enhanced by protonation and ion exchange reactions, where the increase in hydrogen ions from microbial organic acid production replaces cations bound to phosphate through H<sup>+</sup>-translocation *via* ATPase activity.<sup>15,24</sup> These mechanisms work synergistically, with the efficiency of phosphate solubilization depending on factors such as the type and concentration of organic acids, the stability constant of metal-organic acid complexes formed, and soil pH conditions.<sup>25,26</sup>

Several organic acids have been identified as key agents in phosphate solubilization. Gluconic acid is the most frequent and effective agent for mineral phosphate solubilization, produced *via* direct oxidation of glucose by the membrane-bound quinoprotein glucose dehydrogenase enzyme.<sup>14,15,22,27</sup> 2-Ketogluconic acid, a carboxylic acid derived from gluconic acid oxidation, can chelate calcium ions and dissolve hydroxyapatites.<sup>27</sup> Citric acid, a tricarboxylic acid, exhibits strong binding abilities and has proven competence in soil phosphate solubilization,<sup>2,20,28</sup> while oxalic acid is another highly effective agent due to its strong chelation capacity.<sup>20,29,30</sup> Malic acid is more efficient than succinic acid because of its higher number of hydroxyl groups.<sup>29,31</sup> Other commonly reported acids include lactic, succinic, acetic, tartaric, malonic, fumaric, butyric, formic, propionic, and adipic acids.<sup>22,32–34</sup> Several bacterial species are known to produce distinct organic acids, including itaconic, isobutyric, and isovaleric acids,<sup>28</sup> whereas others excrete isocaproic, isovaleric, and  $\alpha$ -ketoglutaric acids, which contribute to phosphate solubilization through acidification and metal chelation mechanisms.<sup>26</sup> Humic acid enhances P availability by complexing with cations such as Ca<sup>2+</sup>, Fe<sup>3+</sup> and Al<sup>3+</sup> that would otherwise bind phosphate, thereby reducing the formation of insoluble phosphate minerals and allowing more P to remain in plant-available forms.<sup>35</sup> The effectiveness of these organic acids largely depends on their molecular structure, with tricarboxylic and dicarboxylic acids generally being more efficient than monobasic acids, and aliphatic acids typically more effective than phenolic or aromatic acids.<sup>15</sup>

Table 1 presents the effectiveness of various organic acids in phosphate solubilization. The table includes the types of organic acids used, mechanisms by which they solubilize phosphate, the reported effectiveness, environmental conditions considered, microorganisms involved, and the experimental approaches adopted. Organic acids such as citric, oxalic, and gluconic acids are frequently highlighted for their efficiency, mainly through chelation and proton donation, which reduce soil pH and enhance phosphorus availability.

### 2.2 Limitations of organic acids in rock phosphate solubilization

Organic acids rapidly lose effectiveness in neutral/alkaline soils. Calcareous soils (high CaCO<sub>3</sub>) buffer added acids and keep pH



# Mechanisms of Organic acid Mediated Rock Phosphate Solubilization

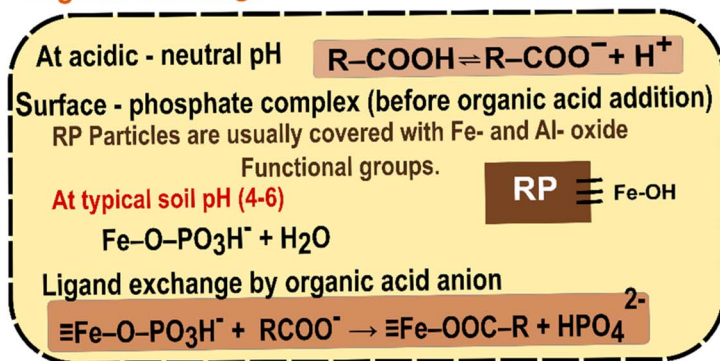
## Proton-assisted Dissolution of Rock Phosphate



## Chelation of Release Calcium



## Ligand Exchange



## Electrostatic Repulsion

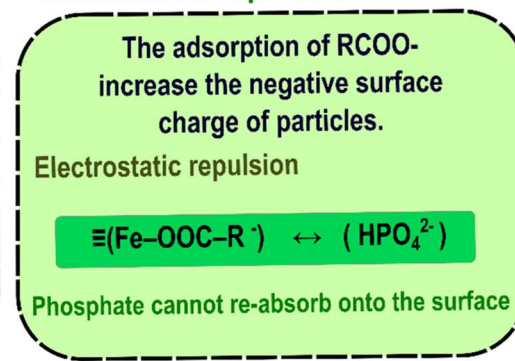


Fig. 1 Mechanisms of organic acid mediated rock phosphate solubilization.

high, so RP remains largely insoluble. For example, RP itself is insoluble especially in soils with high pH.<sup>5</sup> In practice only a small fraction of soil P (~0.1%) is in solution,<sup>2</sup> because up to 75–90% of added P quickly precipitates as insoluble metal phosphates. In neutral-alkaline conditions this means Ca–P forms, in acidic soils Al/Fe–P forms.<sup>2,38</sup> Organic acids can acidify the rhizosphere and chelate  $\text{Ca}^{2+}$ , but in strongly buffered soils huge doses (high acid : phosphate ratios) are needed to overcome carbonate buffering. Citric acid, for instance, forms poorly soluble calcium salts (e.g. calcium citrate), precipitating on rock surfaces and limiting further reaction.<sup>39</sup> Such precipitation is often reversible ( $\text{Ca}^{2+}$  is freed again when pH rises).<sup>39</sup>

Any phosphate liberated by acids may immediately reprecipitate. In alkaline (Ca-rich) soils P re-forms Ca phosphates; in acidic (Fe/Al-rich) soils it reforms Fe/Al phosphates.<sup>2,38</sup> This fixation limits solubilization efficiency. For example, one study noted that rapidly solubilized P can precipitate with  $\text{Fe}^{3+}$  and  $\text{Al}^{3+}$  ions, greatly reducing net P release.<sup>38</sup> Likewise, soil colloids and clays can adsorb organic acids (e.g. citrate) or the released P, further reducing availability.

Organic acids diffuse and are consumed rapidly. Soil microbes preferentially metabolize low-molecular-weight acids, so without continuous production the effect is short-lived. In practice organic acids alone can only provide a transient pH drop. Moreover, high microbial degradation of exuded acids means that sustained acid levels are hard to maintain,

especially in warm, biologically active soils. Indeed, PSB must constantly produce acids to sustain solubilization.<sup>5</sup>

A key limitation in using organic acids for the solubilization of rock phosphate arises from the strong adsorption of those acids onto the soil matrix, particularly in soils rich in 2 : 1 clays and exchangeable calcium. When organic anions (such as citrate) are introduced, rather than remaining freely in solution to chelate  $\text{Ca}^{2+}$  and dissolve phosphate minerals, they may become adsorbed onto clay surfaces or form Ca-organic-anion complexes. As shown in modelling and experimental studies, the adsorption of citrate can increase phosphate fixation rather than reduce it, by enhancing the binding of  $\text{PO}_4^{3-}$  onto mineral surfaces *via* electrostatic interactions with adsorbed  $\text{Ca}^{2+}$ .<sup>40</sup> Furthermore, in a clay soil dominated by smectite (a 2 : 1 clay), addition of citric and tartaric acids caused a significant decrease in Olsen-P, with increased P sorption capacity ( $K(f)$ ) and sorption intensity. In essence, a portion of the applied acid is mopped up by the soil matrix, reducing the net amount of acid or chelating anion reaching the rock phosphate, thereby limiting the expected enhancement of P solubility.

## 3 2D nanomaterials for phosphorus delivery in field crops

2D nanomaterials offer ultrahigh surface area and abundant reactive sites, enabling strong adsorption and controlled release of nutrients.<sup>6</sup> For example, graphene oxide (GO) has a  $\pi$ -rich



**Table 1** Comparison of major organic acids reported to solubilize phosphate rock, highlighting their chemical nature, microbial or synthetic origin, mechanisms of P solubilization (proton release and chelation), solubilization efficiencies, optimum pH conditions and dominant microbial producers

Organic acid (formula)	Source	Mechanism of solubilization	Solubilization efficiency (quantitative)	Optimum pH (approx.)	Major microbial producers	References
Oxalic acid (C <sub>2</sub> H <sub>2</sub> O <sub>4</sub> )	Synthetic & microbial (fungi)	Proton release (strong acid) + strong Ca <sup>2+</sup> chelation (Ca-oxalate)	e.g. 100 mM: ~75% of P solubilized in 1 h; 100% solubilization at stoichiometric dose	~1–3	Fungi (e.g. <i>Aspergillus niger</i> , <i>Penicillium</i> spp.)	36 and 37
Citric acid (C <sub>6</sub> H <sub>8</sub> O <sub>7</sub> )	Synthetic & microbial (fungi, bacteria)	Proton release + strong chelation of Ca/Al/Fe (tricarboxylate)	60 mM: ~153 μmol P (from 1 g medium-reactive RP; ≈ 4.4% of total P)	~3–5	Fungi (e.g. <i>Aspergillus niger</i> produces large citric); some bacteria	5 and 36
Gluconic acid (C <sub>6</sub> H <sub>12</sub> O <sub>7</sub> )	Microbial (bacteria)	Proton release + chelation via multiple –OH/–COOH groups	Production correlates with P release (e.g. <i>Pseudomonas</i> sp. produced ~ 11.1 mM; pH ~ 4)	~3–4	<i>Pseudomonas</i> , <i>Bacillus</i> , <i>Rhizobium</i> , <i>Azospirillum</i> , etc.	27
Malic acid (C <sub>4</sub> H <sub>6</sub> O <sub>5</sub> )	Microbial (plants/fungi/bacteria)	Proton release + chelation (dicarboxylate)	60 mM: ~73.5 μmol P (Abu Tartur RP)	~3–5	Fungi (e.g. <i>Aspergillus niger</i> ), <i>Pseudomonas</i> , <i>Bacillus</i> , <i>Paraburkholderia</i>	27
Tartaric acid (C <sub>4</sub> H <sub>6</sub> O <sub>6</sub> )	Microbial (fungi/bacteria)	Proton release + chelation (dicarboxylate)	60 mM: ~117.8 μmol P (Abu Tartur RP)	~2–5	<i>Bacillus</i> (e.g. <i>B. safensis</i> ) and various fungi	36
Succinic acid (C <sub>4</sub> H <sub>6</sub> O <sub>4</sub> )	Microbial (bacteria)	Proton release + chelation (dicarboxylate)	(Reported effects modest; <5% P typically)	~3–6	<i>Pseudomonas</i> , <i>Bacillus</i> , etc.	27
Acetic acid (C <sub>2</sub> H <sub>4</sub> O <sub>2</sub> )	Microbial (general fermentation)	Proton release (weak monocarboxylic acid)	60 mM: ~42.5 μmol P (Abu Tartur RP)	~4–6	Acetic-acid bacteria, yeasts (common metabolite)	36
Maleic acid (C <sub>4</sub> H <sub>4</sub> O <sub>4</sub> )	Synthetic (few microbes)	Strong proton release (dicarboxylic, pK <sub>a</sub> ≈ 1.92)	60 mM: ~73.5 μmol P (Abu Tartur RP)	~2–4	Few (some fungi)	36
Formic acid (CH <sub>2</sub> O <sub>2</sub> )	Microbial (general)	Proton release (strong monocarboxylic, pK <sub>a</sub> ≈ 3.75)	—	~3–4	Many bacteria (e.g. <i>Bacillus</i> , <i>Clostridium</i> )	27
Lactic acid (C <sub>3</sub> H <sub>6</sub> O <sub>3</sub> )	Microbial (lactic bacteria, others)	Proton release (monocarboxylic, pK <sub>a</sub> ≈ 3.86)	—	~3–5	<i>Lactobacillus</i> , <i>Bacillus</i> (few reports)	27

aromatic lattice decorated with oxygen-containing functional groups. These allow cation- $\pi$  and electrostatic interactions with nutrient ions. GO can therefore act as a nutrient reservoir that captures and gradually releases P (as phosphate) in soil. In one study, GO was combined with  $\text{Fe}^{3+}$  ("GO-Fe" composite) to bind phosphate: the Fe centers strongly sorbed  $\text{PO}_4^{3-}$  via interactions with GO's oxygen groups and  $\pi$ -system, producing a slow-release P fertilizer.<sup>6,8</sup> Column and pot tests showed that this GO-Fe composite loaded with 15% P maintained wheat yields equal to a soluble fertilizer, indicating improved P efficiency.<sup>8</sup>

### 3.1 Materials for 2D nanomaterial-based phosphorus delivery

**3.1.1 Graphene oxide (GO) and graphene-based carriers.** GO and reduced GO (rGO) are the most studied 2D carbon materials for P delivery. Their high surface area and oxygen-functionalization ( $-\text{OH}$ ,  $-\text{COOH}$ ) give them strong affinity for nutrient ions.<sup>6,8</sup> GO can be engineered (*e.g.* folded or crumpled) to further increase its effective surface. In practice, GO is often used as a carrier matrix: phosphate (often as a precipitate with Fe or Ca) is loaded onto GO or rGO sheets, forming a composite that slowly releases P. For example, Andelkovic *et al.* (2018)<sup>41</sup> loaded P onto a GO-Fe composite (15% P by weight, similar to commercial fertilizers). The  $\text{Fe}^{3+}$  bound phosphate strongly, while the GO sheet matrix slowed its diffusion. Soil column tests confirmed that P diffused more slowly from the GO composite than from soluble fertilizer.<sup>8</sup> When this nano-fertilizer was applied to wheat, grain yield matched that from a high-rate soluble fertilizer,<sup>8</sup> even though P availability was prolonged. Other studies have used GO films or nanoparticles as slow-release coatings for NPK granules, illustrating GO's role as a barrier layer that prevents rapid nutrient loss.<sup>6,42</sup>

**3.1.2 Black phosphorus nanosheets (BPNSs).** Black phosphorus (BP) is a layered P allotrope whose 2D form (phosphorene) carries  $\sim 25\%$  elemental P by weight. In soils or plant tissue, BPNSs spontaneously oxidize to produce phosphate and related polyphosphates. Thus, BPNSs serve as a built-in P source. In the soybean study mentioned above, TEM imaging showed BPNSs accumulated in the root stele; as they degraded, they released P that boosted root and shoot P levels.<sup>43</sup> The BPNS treatment significantly delayed phosphorus-deficiency symptoms (*e.g.* leaf chlorosis), enabling normal growth without added soluble P.<sup>43</sup> In effect, BPNSs act like an injectable phosphate reservoir. However, bare BPNSs are chemically unstable in air/water (they degrade within days), which is both an asset (for release) and a challenge (requires stabilization). Research is exploring coatings or antioxidant treatments to control BP oxidation so that phosphate release can be tuned.

**3.1.3 MXenes (*e.g.*  $\text{Ti}_3\text{C}_2\text{T}_x$ ).** MXenes are a family of 2D transition metal carbides/nitrides (general formula  $\text{M}_{n+1}\text{X}_n\text{T}_x$ , where  $\text{M} = \text{Ti}, \text{V}, \text{Nb}, \text{etc.}$ ;  $\text{T} = -\text{O}, -\text{OH}, -\text{F}$  surface groups).<sup>44</sup> They have very high hydrophilicity, large interlayer spacing, and numerous active surface sites.<sup>44</sup> For phosphorus delivery, MXenes can be used as adsorbent carriers. Their surface  $-\text{OH}/-\text{O}$  groups could bind P or Ca/Mg to hold phosphate, analogous to how they trap heavy metals in water treatment. (For example,  $\text{Ti}_3\text{C}_2\text{T}_x$  has

been shown to adsorb phosphate from wastewater at high capacity when modified with Zr or Fe.) Although field studies on MXene-fertilizers are limited, the principles are promising: MXenes' high cation-binding capacity and tunable composition (different metals can tailor binding strength) suggest they could be loaded with phosphate or P-precursors. In water treatment research, MXenes exhibit massive adsorption capacity for cations,<sup>44</sup> implying that in soil they could similarly sequester nutrients near the root zone. Some studies have noted MXenes' effects on plant growth (*e.g.* mitigating heavy-metal stress in wheat), hinting at biocompatibility. Overall, MXene-based P-fertilizers are an emerging idea – they combine 2D layering (for slow diffusion) with metal oxide chemistry – but more agronomic research is needed to validate their performance and safety.

**3.1.4 Biochar as a synergistic carbon carrier.** Biochar has become more prominent as a versatile soil enhancer that synergizes with 2D nanomaterials and organic acid-driven rock phosphate (RP) solubilization.<sup>45</sup> It is abundant in aromatic carbon, functional groups containing oxygen, and mineral phases, all of which affect soil pH, organic acid availability, cation exchange capacity, and microbial activity.<sup>46</sup> These characteristics make biochar especially useful for enhancing RP reactivity and maintaining phosphorus release.<sup>47</sup>

Biochar enhances RP dissolution mainly by changing soil chemical properties. Its surface contains  $-\text{COOH}$ ,  $-\text{OH}$ , and phenolic groups that can chelate  $\text{Ca}^{2+}$ ,  $\text{Mg}^{2+}$ , and  $\text{Fe}^{3+}$  ions linked to RP, reducing phosphate precipitation and increasing phosphorus availability. Research indicates that adding biochar raises soil organic acid levels, such as citric and oxalic acids, and stimulates acid-producing microbes, both of which promote RP solubilization.<sup>48</sup> Additionally, biochar improves soil moisture and aeration, aiding the diffusion of organic acids around RP particles.<sup>49</sup>

Biochar helps stabilize 2D nanosheets by reducing aggregation and creating a porous, high-surface-area carbon matrix. Hybrid composites like biochar-GO have shown improved adsorption of phosphate and metal ions, thanks to the synergistic interactions between biochar's aromatic domains and GO's oxygenated groups.<sup>6</sup> These composites can serve as slow-release phosphorus carriers: phosphate released from RP or organic acid breakdown can be captured by the carbon matrix and gradually delivered to plants. Additionally, integrating biochar with  $\text{MoS}_2$  or metallic 2D layers introduces redox-active surfaces that influence phosphate sorption and desorption processes.<sup>50</sup>

During pyrolysis or hydrothermal carbonization, biomass emits humic substances and small organic acids that can bind with RP particles. Hydrothermal co-processing of biomass and RP creates carbon-phosphate composites with Ca-P nanoparticles embedded in an oxygen-rich carbon matrix.<sup>49</sup> These hydrochars show much higher phosphorus lability compared to raw RP and function as slow-release fertilizers. The carbon matrix also helps buffer soil pH and shields P from quick fixation.<sup>51</sup>

### 3.2 Functionalization strategies for 2D nanomaterial-based P fertilizers

P use efficiency can be improved by creating smart fertilizers that combine RP with functional additives. One promising



approach is to integrate 2D nanomaterials (graphene oxide or MoS<sub>2</sub>), organic acids, and RP in composite formulations.<sup>52</sup> These composites aim to solubilize RP, control P release, and boost crop uptake. Key strategies include: (1) surface functionalization of 2D nanosheets with organic acids and loading of RP-derived P; (2) *in situ* hydrothermal or sol-gel synthesis to form integrated carbon/P composites; and (3) fabrication of layered composites or pellets embedding RP, organic acids, and 2D carriers.

**3.2.1 Surface functionalization of 2D nanosheets.** In this strategy, 2D nanosheets are chemically modified with acidic groups or co-factors, then used to bind phosphate.<sup>53</sup> For example, Andelkovic *et al.* (2018)<sup>41</sup> synthesized a GO-Fe(III) composite and loaded it with phosphate. They found that ferric ions on GO anchored PO<sub>4</sub><sup>3-</sup> at ~48 mg P per g of GO-Fe, creating a slow-release P carrier.<sup>41</sup> Likewise, Kabiri *et al.* (2020)<sup>54</sup> prepared a dual-release fertilizer by compacting MAP (monoammonium phosphate) with P-loaded GO (GO-Fe plus P).<sup>54</sup> The GO-Fe nanosheets were formed *in situ* by oxidizing GO in Fe<sup>2+</sup>/H<sub>2</sub>O<sub>2</sub> and then adsorbing P from solution. This MAP + GO-Fe-P composite released P in a biphasic manner (fast + slow release), dramatically reducing P loss in leaching experiments compared to uncoated MAP.<sup>54</sup> These studies demonstrate that functionalized GO nanosheets can carry RP-derived P and retard its release.

Organic acids, citric, oxalic, and humic acids, play two roles. They can be grafted or adsorbed onto 2D surfaces to provide additional binding/chelation sites, and they are themselves P-solubilizers. In separate studies, coating conventional P granules with organic acids (without nanomaterials) slowed P release and improved plant uptake.<sup>55</sup> For instance, Teixeira *et al.* (2016) coated MAP with citric or synthetic organic acids and found a more gradual P release and 3–13% higher agronomic efficiency (AE) compared to uncoated MAP.<sup>56</sup> Over time the organic-acid coatings extended the availability of P in soil and increased apparent P

recovery by Maizes.<sup>56</sup> By analogy, attaching organic acids to GO or other 2D carriers should similarly buffer and sustain P release. In practice, functionalizing nanosheets with acid groups or humic residues could anchor RP particles and modulate dissolution.

**3.2.2 *In Situ* hydrothermal or sol-gel synthesis.** An alternative approach is one-pot synthesis of carbon/P composites under hydrothermal or sol-gel conditions. For example, co-hydrothermal carbonization of biomass (organic acid source) with rock phosphate can yield nutrient-rich hydrochars. Daer *et al.* (2024) co-treated corn straw and RP at 220 °C in water. The straw released humic-acid-like substances and organic acids that activated the RP, dissolving it and reprecipitating mixed Ca-P compounds.<sup>57</sup> The resulting hydrochar contained abundant oxygenated organic matter and new C-O-PO<sub>3</sub> and C-PO<sub>3</sub> bonds, with up to ~90% of the original P in labile (apatite/CaHPO<sub>4</sub>) forms. In effect, the hydrothermal process created a carbon-phosphate composite: P from rock phosphate became incorporated into a carbon matrix rich in aromatic and O-containing groups, improving P availability and long-term stability. Such hydrochars are microbially active and slow-release (humic-like) fertilizers.<sup>57</sup>

Sol-gel synthesis is less explored for P fertilizers but offers similar integration. One could, for example, co-condense silica precursors or bio-polymers with RP in the presence of organic acids or 2D fillers. The result would be a hybrid composite (silicate/phosphate/GO) with controlled porosity. While specific sol-gel fertilizer examples are rare, the concept parallels many *in situ* methods in materials science: layered double hydroxides (LDHs) or metal-organic frameworks with P, carbon aerogels loaded with RP, or zeolite/graphene hybrids could be synthesized. These would uniformly distribute RP and organic ligands at the nanoscale.

**3.2.3 Layered composites and pellet formulations.** This strategy builds structured composites or granules that physically

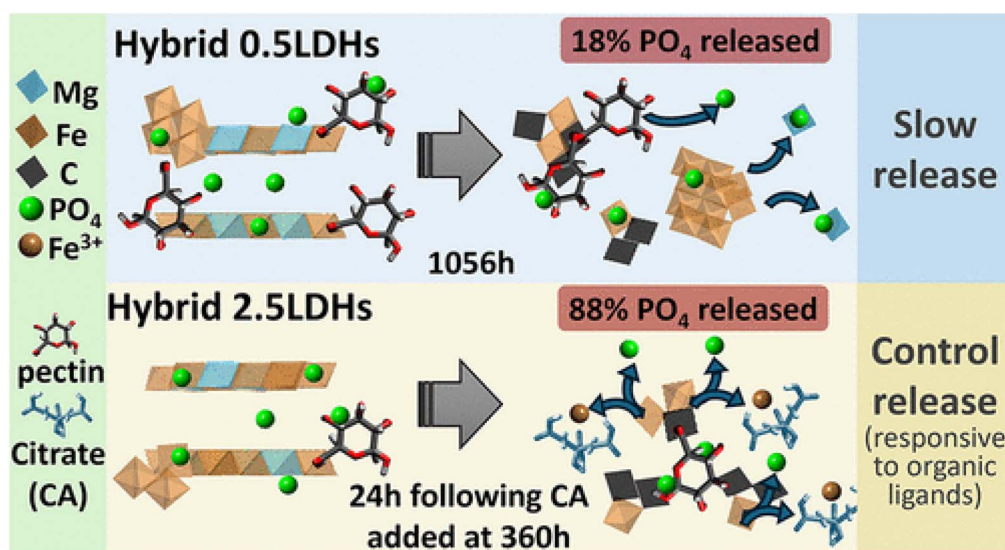


Fig. 2 Organic ligand-responsive phosphate release from pectin-LDH hybrids: structural integration of Mg-Fe layered double hydroxides (LDHs) with apple/citrus-derived pectin enhances phosphate sorption and enables controlled, citrate-triggered PO<sub>4</sub><sup>3-</sup> release. Synchrotron analysis reveals Fe(III)-P interactions as the release-controlling mechanism, supporting slow- and smart-release fertilization for sustainable agriculture. This figure has been adapted from (Li *et al.*, 2025)<sup>65</sup> with permission from ACS publication, copyright 2025.



embed RP, organic acids, and nanocarriers. For instance, researchers have studied film or shell coatings of fertilizers with GO. Cheng *et al.* (2024) created GO-sheet coatings on commercial NPK granules. The GO shell (50–60  $\mu\text{m}$  thick) dramatically slowed nutrient release: after 4 h, GO-coated pellets had released only ~43–57% of their NPK, *versus* >80% release from uncoated granules.<sup>58</sup> These GO-shelled granules held back nutrients in the early phase, thus extending delivery. Eventually the GO shells cracked (around 6 h) and release accelerated, but overall, the GO coating gave significant initial retardation of release.

Graphene and GO also reinforce granules mechanically.<sup>59</sup> In wet-granulation processes, adding a small fraction of graphene markedly increases pellet strength. Kabiri *et al.* (2020)<sup>60</sup> reported that adding 0.5% graphene to MAP granules increased crushing strength by ~1680% (powder processing study). This means granules resist breakage better, reducing fines and dust loss. Such 2D additives could be used to formulate composite fertilizer pellets: blending RP powder with a carbon/binder matrix and GO sheets, then granulating into slow-release pellets. Indeed, Kabiri *et al.* (2020) used a compaction method to combine MAP with slow-P sources (struvite or GO–Fe–P) into one pellet.<sup>54</sup> These dual-release composites behaved like layered fertilizers: an initial soluble P source plus a slower reservoir.

Layered composites can also mean multilayer coatings. For example, one could coat RP granules first with a layer of organic acid to initiate P solubilization and then with a 2D nanofilm to modulate diffusion.<sup>61</sup> Or pellets could be made of layered materials (*e.g.* alginate/Ca-polymer layers containing RP and GO). Although specific studies on such multi-layer RP-2D composites are scarce, analogous systems (*e.g.* polymer/GO coated TSP) have shown improved release and plant growth.<sup>62</sup>

Layered 2D clays like Mg–Al LDH can likewise be loaded with phosphate or organics. A recent example hybridized Mg–Fe LDH with a pectin biopolymer to create an organic-ligand responsive P-fertilizer.<sup>63</sup> In this system, the LDH–pectin sheets strongly sorb phosphate (over 118  $\text{mg g}^{-1}$ ) and release it slowly. Remarkably, adding a moderate amount of citrate (4 mM) triggered rapid P release: 87.7% of the stored phosphate was released in the presence of citrate (Fig. 2).<sup>63</sup> In plain terms, when an organic acid was present, the LDH gave up its phosphate. This mimics real soil conditions where microbes supply acids: the fertilizer remains locked up until microbial citric/oxalic acids arrive, then it releases P on demand. Similarly, GO can be combined with biopolymers (starch, lignin, *etc.*) to make bio nanocomposites that biodegrade and dispense phosphate over weeks.<sup>41</sup>

## 4 How 2D nanomaterials enhance organic acid-mediated RP solubilization

### 4.1 Effect on stability and activity of organic acids

Incorporating organic acids into 2D hosts significantly prolongs their lifetime. For instance, organic acids intercalated in LDH are released slowly rather than immediately dispersing.<sup>64</sup> A recent study on mercaptosuccinic acid (MSA) in LDH showed that the

acid-bound LDH resisted dissolution much better than a comparable Ca-based treatment: after acid exposure, Cd bound in MSA–LDH released only ~2–6% of metal, *versus* >50% for the Ca control.<sup>65</sup> By analogy, an organic acid like citric or oxalic acid held in LDH layers would be far more stable in soil than the free acid. The 2D matrix shelters the acid from rapid microbial degradation and from neutralization by soil minerals.<sup>66,67</sup>

2D materials can concentrate and localize acids near rock phosphate. This means a drop of citric acid could stick onto the GO surface and be delivered directly to an RP particle embedded in the GO. The proximity effect amplifies the acid's action on the mineral. Likewise, LDH can slowly exchange out acid anions, maintaining a low-pH microenvironment. In effect, the acid's proton and chelating groups remain active longer at the dissolution site. The key soil mechanism – protonation and  $\text{Ca}^{2+}$  chelation – is preserved and extended by 2D supports.<sup>5</sup>

Because 2D carriers can adsorb organic acids, they reduce losses. An organic acid stuck on a GO sheet is less likely to leach away or be rapidly taken up by microbes. It can repeatedly interact with the mineral surface. Embedding organic acids in 2D nanomaterials tends to stabilize them against degradation and spreads out their activity over time, boosting the overall efficiency of rock phosphate solubilization.<sup>68</sup>

### 4.2 Role in reducing phosphate fixation

**4.2.1 Calcareous soils.** In high-pH (calcium-rich) soils, added phosphate quickly turns into insoluble Ca-phosphate salts.<sup>2,5</sup> A 2D nanomaterial can mitigate this by either sequestering  $\text{Ca}^{2+}$  or by locking the phosphate in a form less prone to precipitation. For example, loading P into an LDH structure (*e.g.* as a  $\text{PO}_4^{2-}$  interlayer) prevents it from immediately encountering  $\text{Ca}^{2+}$  in solution; the anion exchange must occur slowly as the LDH releases the phosphate. One soil study found that adding graphene decreased nutrient leaching compared to conventional amendments, suggesting improved retention.<sup>69</sup>

**4.2.2 Iron/aluminum-rich soils.** Acidic soils fix P with Fe and Al, forming highly insoluble Fe/Al phosphate.<sup>2</sup> Layered double hydroxides often contain Fe/Al themselves; for instance, Zn–Fe LDH or Mg–Al LDH.<sup>70</sup> These materials can share the Fe/Al-phosphate fixation problem by incorporating Fe or Al into their lattice and swapping phosphate in a controlled way. In effect, phosphate is bound to the LDH rather than to soil oxides. Graphene oxide can also adsorb Fe from solution, and one theoretical study showed that graphene sheets bind phosphate strongly.<sup>71</sup> Thus, a GO sheet or an Fe-oxide nanocomposite might tie up Fe and simultaneously hold P on its surface. This dual action reduces the amount of free Fe to trap P. In both calcareous and iron-rich soils, 2D carriers act as competitive sorbents: they temporarily take up P or its cations, keeping P bioavailable longer.

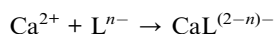
### 4.3 Mechanisms enhancing phosphate release from rock phosphate

In the presence of 2D nanomaterials, several synergistic mechanisms can accelerate solubilization process. First, 2D materials adsorb both the RP surface and the organic acids,



bringing them into intimate contact. The vast GO or LDH surface can trap organic acid molecules *via* hydrogen bonding,  $\pi$ - $\pi$  stacking or electrostatic attraction and hold them near the RP particles.<sup>72</sup> This concentrates the acid near the mineral, increasing local proton activity and sustained dissolution. 2D sheets can adsorb organic acids by electrostatic and hydrogen-bond interactions, then desorb them slowly. For example, GO's -COOH and -OH groups could form hydrogen bonds with citric acid, possesses three carboxylic groups (-COOH) and one hydroxyl group,<sup>73</sup> releasing it gradually as protons are consumed by RP dissolution. Citric acid can deprotonate its carboxylic and hydroxyl groups, forming citrate anions that can engage in hydrogen bonding with GO's functional groups.<sup>74</sup> The hydrogen bonds formed are strong and can be characterized by low-barrier hydrogen bonds, which facilitate proton exchange without significant energy barriers.<sup>75</sup> This contrasts with free acid that diffuses quickly. The high surface area of 2D sheets allows large acid loading per carrier mass.

When considering rock phosphate solubilization,  $\text{Ca}^{2+}$  complexation plays a key role in enhancing the solubilization of rock phosphate by binding free calcium ions released during mineral dissolution. This reduces the concentration of  $\text{Ca}^{2+}$  in the solution, shifting the equilibrium toward further dissolution of phosphate minerals. Organic ligands or acids form stable complexes with calcium:



where  $L$  represents a ligand like citrate or oxalate. By removing  $\text{Ca}^{2+}$  from the system, more phosphate is released into the solution, improving its availability for plant uptake or further reactions. Graphene oxide (GO) membranes demonstrate remarkable calcium ion adsorption capabilities due to several molecular mechanisms. The adsorption process is exothermic and spontaneous, following Lagergren second-order kinetics.<sup>76</sup> The adsorption capacity increases with higher oxygen content and interlayer spacing of GO membranes, reaching up to 0.481 g  $\text{Ca}^{2+}$ /g GO.<sup>77</sup> This exceptional adsorption is attributed to strong interactions between  $\text{Ca}^{2+}$  and GO sheets, including ion- $\pi$  interactions with aromatic graphitic rings and electrostatic interactions with oxygen-containing groups.<sup>77</sup> The selective transport of cations through GO membranes is governed by a balance between cation- $\pi$  interactions and the desolvation effect of ions.<sup>78</sup> These mechanisms contribute to GO's high affinity for calcium particles, making it useful for water softening and treatment.<sup>76</sup> Additionally, GO membranes exhibit excellent stability and reusability, with easy desorption of  $\text{Ca}^{2+}$  using water.<sup>77</sup>

Second, 2D nanomaterials create reactive catalytic surfaces. Certain 2D sheets (*e.g.* Fe-graphene<sup>79</sup> mmm,  $\text{MoS}_2$ , black phosphorus<sup>80</sup> (phosphorene), *etc.*) can facilitate redox reactions or produce reactive radicals under ambient conditions or light. While not yet widely studied in soils, analogous photocatalytic or Fenton-like reactions on 2D surfaces could degrade organic matter into stronger acids or generate additional protons, further promoting phosphate liberation. At minimum, any catalytic breakdown of complex organics by 2D surfaces could regenerate low-molecular-weight acids.

Third, the very structure of 2D materials prevents diffusion losses. Dissolved phosphate or organic acids that adsorb onto a layered nanomaterial are less prone to leach away.<sup>81</sup> In effect, 2D carriers act as phosphate and acid traps, keeping reagents near the site of the rock until plants or microbes can utilize them. Functionalized graphene or  $\text{MoS}_2$  can improve wetting of RP and soil, ensuring acid contacts phosphate surfaces. Oxidized graphenes are hydrophilic and can disperse in soil water, potentially carrying attached acids deeper into pores.

## 5 Agronomic performance and ecological impacts

### 5.1 Crop yield and phosphorus uptake

Several studies report marked increases in plant P uptake and growth with GO or  $\text{MoS}_2$  treatments, compared to controls or conventional fertilizers. In a 60 days greenhouse trial with pepper seedlings, adding a small amount of GO to soil dramatically raised shoot P content. Plants grown with 20 mg  $\text{L}^{-1}$  GO had  $\sim 4.13$  g  $\text{kg}^{-1}$  P in shoots, *versus* only 2.74 g  $\text{kg}^{-1}$  in the untreated control – a 2.8-fold increase.<sup>82</sup> Lower GO doses often had stronger effects: the 20 mg  $\text{L}^{-1}$  treatment boosted P and K uptake much more than higher (50 or 100 mg  $\text{L}^{-1}$ ) doses. Improved nutrient uptake translated into better growth: G20 plants were  $\approx 10\%$  taller than controls. The enhancement is attributed to GO's retention of ions in soil. Leaching tests showed soils with GO lost far less dissolved P, N and K under simulated rain, allowing plants to access more P.<sup>82</sup> Other crop studies echo this: micron-sized graphene or graphite reduced N leaching and increased lettuce growth. In short, GO acts like a soil conditioner that concentrates P near the roots.

$\text{MoS}_2$  itself does not contain phosphate, but it can boost overall nutrient use. In soybean,  $\text{MoS}_2$  nanoparticles (500 mg  $\text{kg}^{-1}$ ) increased yield by  $\sim 30\%$  over conventional molybdenum fertilizer sodium molybdate.<sup>83</sup> This dramatic gain was linked to enhanced nitrogen fixation *via* improved nodule health and not directly to P. However, in rice trials  $\text{MoS}_2$  showed a clear effect on P: exposure to 10 mg  $\text{kg}^{-1}$   $\text{MoS}_2$  (both 1T and 2H phases) significantly increased rice P uptake.<sup>84</sup> The mechanism is not fully explained, but may involve  $\text{MoS}_2$ 's influence on root physiology or soil chemistry that makes P more available. Notably, 1T- $\text{MoS}_2$  released far more Mo into the soil solution than 2H, which could affect pH or microbial activity. In the maize study,  $\text{MoS}_2$  treatments decreased Ca/Mg in leaves and other nutrients,<sup>85</sup> suggesting altered nutrient balances.

### 5.2 Environmental safety considerations

**5.2.1 Nanoparticle toxicity and soil health.** The environmental impact of GO and  $\text{MoS}_2$  in soil is a key concern. Both materials exhibit dose-dependent toxicity to plants and microbes.<sup>86</sup> At low concentrations (tens of mg  $\text{L}^{-1}$ ), GO often stimulates plant growth. For example, GO additions ( $\leq 100$  mg  $\text{L}^{-1}$ ) increased biomass and nutrient content in Arabidopsis, tomato, and grass species. In a controlled pepper study, adding GO to soil raised plant height and dramatically increased phosphorus uptake. However, high GO levels can be



phytotoxic: concentrations above  $\sim 200 \text{ mg L}^{-1}$  inhibit seed germination and root growth. This toxicity is attributed to oxidative stress and physical interactions with roots that generate reactive oxygen species.<sup>87</sup>

MoS<sub>2</sub> nanosheets also show antimicrobial and plant-toxic effects at high doses. In one greenhouse experiment, maize seedlings grown in soil with 10–100 mg kg<sup>-1</sup> MoS<sub>2</sub> had significantly stunted growth and disrupted nutrient uptake, even at the lower dose.<sup>85</sup> MoS<sub>2</sub> coated on bacteria or in suspension at 16 mg mL<sup>-1</sup> killed >99.9% of beneficial soil *Bacillus* and *Pseudomonas*.<sup>88</sup> However, a rice study found that 10 mg kg<sup>-1</sup> of either MoS<sub>2</sub> polymorph (1T or 2H) did not reduce plant biomass or microbial diversity; in fact it increased P uptake and enriched nitrogen-fixing bacteria.<sup>84</sup> Thus, MoS<sub>2</sub>'s toxicity depends on dose and form. Generally, low levels of MoS<sub>2</sub> nanoparticles were benign or beneficial, while higher amounts and nanosheets caused stress.

Both nanomaterials can alter microbial communities. GO amendments rapidly changed soil bacterial community composition and temporarily reduced biodiversity.<sup>89</sup> In a polluted soil, GO increased the availability of some metals, such as As, Zn, and, within one week, caused a transient drop in microbial diversity. Similarly, long-term column studies showed that leaching of GO nanosheets through soil altered microbial carbon-use patterns and increased overall species richness.<sup>90</sup> MoS<sub>2</sub> also shifts microbiota: maize with MoS<sub>2</sub> had enriched N-fixing bacteria but overall community disturbance,<sup>89</sup> and the lab study showed MoS<sub>2</sub> nanosheets significantly reduced counts of key soil bacteria (99.998% kill of *Bacillus* at 16 mg mL<sup>-1</sup>).<sup>88</sup>

**5.2.2 Mobility and persistence in soil.** The movement and longevity of GO and MoS<sub>2</sub> in soil influence environmental risk. Both materials are chemically stable and can persist for months, but their transport depends on soil properties.<sup>91</sup>

GO sheets tend to adsorb strongly to soil particles but can still migrate under certain conditions. In simulated soil columns, GO leaching depended on porosity and adsorption: highly porous soils allowed more GO to move down the profile, while adsorption onto particles eventually immobilized it.<sup>90</sup> After leaching, GO's physical state changed morphology, functional groups.<sup>90</sup> Thus, in coarse soils or under heavy rainfall, GO could reach deeper layers or groundwater. However, much GO likely remains bound or trapped in soils, especially in fine-textured or metal-rich clays.<sup>92</sup>

Bulk MoS<sub>2</sub> is extremely insoluble in neutral/alkaline environments, but nanosheets release molybdate over time. In the soybean study, MoS<sub>2</sub> nanoparticles dissolved gradually, releasing Mo and S that were taken up by plants.<sup>83</sup> Notably, 1T-phase MoS<sub>2</sub> dissolved much faster than 2H-phase (58.9% vs. 4.4% dissolution) under the same conditions.<sup>88</sup> This suggests MoS<sub>2</sub> nanomaterial chemistry (phase, defects) strongly affects release. In soil, released molybdate (MoO<sub>4</sub><sup>2-</sup>) is relatively mobile in alkaline conditions and can leach into groundwater. Conversely, under acidic soils common in the tropics, molybdate adsorbs more to Fe/Al oxides and is less mobile.<sup>83</sup> The sulfur component as sulfate also becomes mobile once oxidized. Overall, MoS<sub>2</sub> nanoparticles will persist as particles until oxidized or taken up; transformed Mo and S ions may leach or bind depending on pH.<sup>93</sup>

Because both materials persist, any accumulation over repeated applications is a concern. Long-term studies are limited, but given GO's inert carbon structure and MoS<sub>2</sub>'s metal content, one should assume multi-year persistence. Their behavior can also be influenced by co-applied organic acids or fertilizer components, acidulation might increase metal solubility.

**5.2.3 Water contamination risks.** Leaching of nanomaterials or released ions could affect water. Mobile GO sheets might reach subsurface water, potentially carrying adsorbed pollutants.<sup>94</sup> Released molybdate from MoS<sub>2</sub> could contaminate runoff or groundwater; high molybdenum in water is toxic to livestock and can upset aquatic ecosystems.<sup>95</sup> No direct measurements of GO or MoS<sub>2</sub> in field runoff are available, but the mobility data above implies potential for water contamination if applied in excess.<sup>96</sup> Mitigation (e.g. buffer strips, controlled-release formulations) would be prudent if these nanomaterials are used at scale.

### 5.3 Synergistic interactions: microbes, 2D nanomaterials, and organic acids

The ultimate P-release system combines all three actors – microbes, acids, and nanomaterials – to create synergy. Phosphate-solubilizing microorganisms (PSMs) such as *Pseudomonas*, *Bacillus*, *Aspergillus*, naturally secrete organic acids as they grow in the rhizosphere.<sup>97</sup> These acids would solubilize RP on their own, but often plants or microbes run out of acids or the acids diffuse away. Introducing a suitable 2D carrier can keep the process going.<sup>98</sup>

For instance, a GO sheet that initially adsorbs citric or oxalic acid from PSMs will locally intensify the acid on nearby RP, hastening its dissolution.<sup>99</sup> As phosphate is freed, it can adsorb onto the GO or LDH surface instead of being lost, making it more accessible to the microbes or plant roots. In turn, the microbes find more phosphate and continue growing and producing acid. This positive feedback loop means that PSM activity and 2D materials mutually reinforce each other.<sup>99</sup>

Experimental evidence, though still emerging, supports such synergy. Teng *et al.* (2021)<sup>100</sup> reported a soil remediation system where iron nanoparticles loaded with phosphate were combined with a PSB strain. In that case, inoculation with the bacteria became the dominant microflora, improving the utilization rate of phosphate in the nanocomposite and enhancing the remediation outcome.<sup>100</sup> Translating this to RP solubilization: PSB can similarly dominate the micro-ecosystem and draw on the phosphate bound to nanocarriers, effectively mobilizing the P that the carriers provide.

Moreover, 2D nanomaterials often influence the soil microbiome. At low concentrations, GO and related sheets have been shown to stimulate certain bacterial communities (increasing diversity or activity), whereas very high doses can be antimicrobial.<sup>72</sup> Thus, carefully chosen 2D materials could promote beneficial PSM populations. Conversely, PSM themselves can modify 2D surfaces (*via* biofilms or excreted compounds), potentially tuning the carrier's release behavior.

In practice, a fertilizer formulation could include RP, a small amount of organic-acid substrate, and a 2D carrier. PSM in the



soil would start producing acids; the 2D carrier would steadily release phosphate in response to the acids; and the microbes would have a sustained P supply for growth. This tripartite synergy maximizes P mobilization: the microbes generate and regenerate acids, the 2D carrier concentrates and slowly dispenses both acids and P, and the rock phosphate serves as the long-term P reservoir.

## 6 Knowledge gap and future directions

While promising, this field has many open questions. Materials science challenges include scaling up production of functionalized 2D materials in a cost-effective way, and ensuring consistent attachment of organic acids or minerals. The stability of nano-carrier coatings under field conditions (rainfall, temperature, microbial action) is not well understood. Long-term durability and reuse (e.g. multiple growing seasons) need study. Therefore, future research work should be focused to screen a wide range of 2D nanomaterials (graphene/GO, MXenes like  $\text{Ti}_3\text{C}_2$ , 2D black phosphorus, layered double hydroxides, etc.) and organic acids (citric, oxalic, malic, humic) for hybrid designs.<sup>101</sup> Each combination may differ in P affinity and release kinetics.<sup>102</sup>

Soil and environmental interactions of 2D nanomaterials remain largely uncertain, highlighting the need to understand their behavior under realistic conditions. For instance, graphene oxide has been shown to alter soil microbial communities and affect nutrient cycling. However, it is still unclear whether persistent 2D materials in soil could impact earthworms, microbes, or plant roots. Most studies to date have been conducted in sterile or simplified media, underscoring the need for field trials to evaluate crop yields, phosphorus uptake, and potential ecological effects. Additionally, the fate of excess nanomaterials whether they accumulate, degrade, or leach remains a critical safety concern.<sup>103</sup>

Most studies to date have been conducted at the laboratory or greenhouse scale, and there is limited data on how these fertilizers perform under real-world farming conditions, which involve variable soils, crop rotations, and balanced N/P/K fertilizer regimes. The cost–benefit ratio also needs careful evaluation: it is important to determine whether the yield improvements and phosphorus savings justify the additional cost of nanomaterial additives. Moreover, regulatory frameworks for nanofertilizers are still evolving, making comprehensive safety assessments including ecotoxicology and potential human exposure essential before widespread adoption.

Future research opportunities lie in interdisciplinary approaches that integrate nanotechnology with soil science and plant physiology. For example, engineered nanocarriers could be designed to release phosphorus in response to specific soil cues such as pH or moisture. Coupling phosphorus nanocomposites with sensors to monitor soil P levels, or with beneficial microbes that produce organic acids, represents an exciting direction. Advanced characterization techniques, including synchrotron X-ray studies, could provide mechanistic insights into how phosphorus is bound and released at the

nanoscale. Finally, integrating these nanocomposites with sustainable practices such as using waste-derived biochars or naturally occurring organic acids could enhance their environmental friendliness and overall agricultural sustainability.

Combining 2D nanomaterials, organic acids, and rock phosphate has shown clear potential to improve phosphorus availability and use efficiency in controlled experiments.<sup>54,56–58</sup> Future work must translate these findings to the field, ensuring that these innovative fertilizers are effective, safe, and economically viable for sustainable agriculture.

Mixing biochar with humic-acid-activated rock phosphate (RP) led to significant gains. In sandy soil experiments with vegetables, a mix of biochar and humic-activated RP increased Ca, Mg, and P uptake by ~22–136% versus control. Spectroscopy showed humic activation chelated P into bioavailable forms, while biochar's adsorption held nutrients near roots. This combination (organic-acid activation + biochar retention) increased soluble P.<sup>104</sup> Additionally, adding biochar to fungal solubilization systems boosted organic acid output, with fungi or PSB providing acids and protons, and biochar removing toxic  $\text{F}^-$ , enhancing activity.<sup>47</sup> Pot trials with maize found that biochar, P-solubilizing bacteria (*Bacillus megaterium*), and P fertilizer synergistically increased soil P by ~307% and maize biomass by 90–110% versus control. The combined approach significantly improved soil organic matter, K, P, and chlorophyll.<sup>105</sup> Biochar can serve as a habitat for PSB, potentially carrying or slowly releasing organic acids, such as when impregnated with citric acid or plant residues. Developing biochar–organic acid composites is a promising research area. So far, no studies have combined graphene oxide (GO) or MXenes with biochar or organic acids for P solubilization. One approach is GO-coated biochar, leveraging biochar's high adsorption and 2D materials' tunable surfaces, or using nanomaterials with organic amendments to speed phosphate dissolution. These strategies are largely theoretical and need experimental testing.

## 7 Conclusions

This review has highlighted the transformative potential of integrating two-dimensional (2D) nanomaterials into organic acid-mediated rock phosphate (RP) solubilization strategies. Organic acids, while environmentally preferable, are inherently limited by their short-lived activity and susceptibility to precipitation and microbial degradation. The introduction of 2D nanomaterials, such as graphene oxide,  $\text{MoS}_2$ , and layered double hydroxides, not only addresses these limitations but also opens new pathways for localized, slow-release, and pH-buffered phosphorus availability.<sup>106</sup>

The novelty of this research lies in conceptualizing 2D nanomaterials as active synergists, rather than inert carriers, in the phosphate solubilization process. These materials offer multifunctional benefits: stabilizing organic acids, preventing phosphate reprecipitation, sequestering interfering cations, and even catalyzing degradation of organic matter into soluble nutrient forms. Despite promising laboratory results, significant gaps persist in understanding how these systems behave in real-world soil environments. Long-term field studies,



environmental safety assessments, and cost–benefit analyses are urgently needed to translate this innovation into practice.

In conclusion, the integration of nanomaterials, organic acids, and RP into hybrid formulations represents a novel and underexploited strategy for improving phosphorus use efficiency in agriculture. By bridging the disciplines of nanotechnology, soil microbiology, and plant nutrition, this approach has the potential to revolutionize sustainable phosphorus fertilization in both temperate and tropical cropping systems.

## Author contributions

Imalka Munaweera – conceptualization, writing – review & editing, supervision. Sanduni Dabare – writing – original draft, visualization.

## Conflicts of interest

All authors have no conflicts of interest.

## Data availability

As this is a review paper, no new data was generated or analysed during this study. Data discussed in this review are derived from previously published studies, which are cited appropriately in the manuscript.

## Acknowledgements

Financial support for this study is acknowledged by the University of Sri Jayewardenepura, Sri Lanka under the research grant number RC/URG/SCI/2024/12.

## References

- N. Oteino, R. D. Lally, S. Kiwanuka, A. T. Lloyd, D. Ryan, K. Germaine and D. Dowling, Plant growth promotion induced by phosphate solubilizing endophytic *Pseudomonas* isolates, *Front. Microbiol.*, 2015, 745.
- S. B. Sharma, R. Sayyed, M. Trivedi and T. Gobi, Phosphate solubilizing microbes: sustainable approach for managing phosphorus deficiency in agricultural soils, *SpringerPlus*, 2013, 587.
- N. Kottegoda, I. Munaweera, A. N. Madusanka and V. Karunaratne, *US Pat.*, 8361185, 2013.
- A. Yadav, K. Yadav and K. A. Abd-El Salam, Nanofertilizers: Types, Delivery and Advantages in Agricultural Sustainability, *Agrochemicals*, 2023, 2, 296–336.
- M. Garcia-Sanchez, I. Bertrand, A. Barakat, Y. Zeroual, A. Oukarroum and C. Plassard, Improved rock phosphate dissolution from organic acids is driven by nitrate assimilation of bacteria isolated from nitrate and CaCO<sub>3</sub>-rich soil, *PLoS One*, 2023, 18, e0283437.
- W. Zhang, Y. He, H. Zhu, X. Li, Z. Zou, C. Luo, J. Wei, B. Lu, D. Zhang and M. Zhou, Graphene oxide and its derivatives films for sustained-release trace element zinc based on cation- $\pi$  interaction, *Sci. Rep.*, 2025, 15, 4255.
- A. Abdelkader, H. V. Patten, Z. Li, Y. Chen and I. Kinloch, Electrochemical exfoliation of graphite in quaternary ammonium-based deep eutectic solvents: a route for the mass production of graphane, *Nanoscale*, 2015, 11386–11392.
- I. B. Andelkovic, S. Kabiri, R. C. da Silva, E. Tavakkoli, J. K. Kirby, D. Losic and M. J. McLaughlin, Optimisation of phosphate loading on graphene oxide-Fe(III) composites – possibilities for engineering slow release fertilisers, *New J. Chem.*, 2019, 43, 8580–8589.
- W. Elhaisoufi, C. Ghoulam, A. Barakat, Y. Zeroual and A. Bargaz, Phosphate bacterial solubilization: a key rhizosphere driving force enabling higher P use efficiency and crop productivity, *J. Adv. Res.*, 2021, 13–28.
- M. Derakhshi, S. Daemi, P. Shahini, A. Habibzadeh, E. Mostafavi and A. A. Ashkarran, Two-dimensional nanomaterials beyond graphene for biomedical applications, *J. Funct. Biomater.*, 2022, 13, 27.
- T. Ghoshal, P. R. Parmar, S. Maity and T. Bhuyan, in *Carbon-Based Nanomaterials in Biosystems*, ed. K. Biswas, Y. K. Mohanta, T. K. Mohanta and M. Saravanan, Academic Press, 2024, pp. 243–268, DOI: [10.1016/B978-0-443-15508-6.00007-5](https://doi.org/10.1016/B978-0-443-15508-6.00007-5).
- P. G. Konwar, in *2D Nanomaterials for Energy and Environmental Sustainability*, ed. Z. Khanam, N. Gogoi and D. N. Srivastava, Springer Nature Singapore, Singapore, 2022, pp. 223–242, DOI: [10.1007/978-981-16-8538-5\\_10](https://doi.org/10.1007/978-981-16-8538-5_10).
- G. d. O. Mendes, H. M. Murta, R. V. Valadares, W. B. d. Silveira, I. R. d. Silva and M. D. Costa, Oxalic acid is more efficient than sulfuric acid for rock phosphate solubilization, *Miner. Eng.*, 2020, 155, 106458.
- E. Alori, B. Glick and O. Babalola, Microbial Phosphorus Solubilization and Its Potential for Use in Sustainable Agriculture, *Front. Microbiol.*, 2017, 971.
- A. Timofeeva, M. R. Galyamova and S. Sedykh, Prospects for Using Phosphate-Solubilizing Microorganisms as Natural Fertilizers in Agriculture, *Plants*, 2022, 2119.
- B. Ikhajiagbe, G. O. Anoliefo, O. F. Olise, F. Rackelmann, M. Sommer and I. Adekunle, Major phosphorus in soils is unavailable, yet critical for plant development, *Not. Sci. Biol.*, 2020, 12(3), 500–535.
- M. Suleman, S. Yasmin, M. Rasul, M. Yahya, B. M. Atta and M. S. Mirza, Phosphate solubilizing bacteria with glucose dehydrogenase gene for phosphorus uptake and beneficial effects on wheat, *PLoS One*, 2018, e0204408.
- U. Seshachala and P. Tallapragada, Phosphate Solubilizers from the Rhizosphere of *Piper nigrum* L. in Karnataka, India, *Chil. J. Agric. Res.*, 2012, 72(3), 397–403.
- T. Mardamootoo, C. du Preez C. and H. Barnard J., Phosphorus management issues for crop production: a review, *Afr. J. Agric. Res.*, 2021, 17(7), 939–952.
- Q. A. Panhwar, S. Jusop, U. A. Naher, R. Othman and M. Razi, Application of Potential Phosphate-Solubilizing Bacteria and Organic Acids on Phosphate Solubilization from Phosphate Rock in Aerobic Rice, *Sci. World J.*, 2013, 2013, 272409.



- 21 J. C. Tarafdar and A. Dhariwal, Organic acid mediated phosphorus mobilization from phytin and glycerophosphate, *GSC Adv. Res. Rev.*, 2023, 062–068.
- 22 M. Sopheareth, S. Chan, K. W. Naing, Y. S. Lee, H. Hyun, Y. C. Kim and K. Y. Kim, Biocontrol of Late Blight (*Phytophthora capsici*) Disease and Growth Promotion of Pepper by *Burkholderia cepacia* MPC-7, *Plant Pathol. J.*, 2013, 67–76.
- 23 B. C. Walpola and M.-h. Yoon, Phosphate solubilizing bacteria: assessment of their effect on growth promotion and phosphorous uptake of mung bean (*Vigna radiata* [L.] R. Wilczek), *Chil. J. Agric. Res.*, 2013, 73(3), 275–281.
- 24 W. Thepbandit and D. Athinuwat, Rhizosphere Microorganisms Supply Availability of Soil Nutrients and Induce Plant Defense, *Microorganisms*, 2024, 558.
- 25 I. Sharma, A. Raina, M. Choudhary, Apra, S. Kaul and M. Dhar, Fungal endophyte bioinoculants as a green alternative towards sustainable agriculture, *Heliyon*, 2023, e19487.
- 26 P. Kumar, A. Aeron, N. Shaw, A. Singh, V. Bajpai, S. Pant and R. Dubey, Seed bio-priming with tri-species consortia of phosphate solubilizing rhizobacteria (PSR) and its effect on plant growth promotion, *Heliyon*, 2020, e05701.
- 27 C. Kaur, G. Selvakumar and K. K. Upreti, Organic Acid Profiles of Phosphate Solubilizing Bacterial Strains in the Presence of Different Insoluble Phosphatic Sources under In vitro Buffered Conditions, *J. Pure Appl. Microbiol.*, 2021, 6984.
- 28 X.-L. Wang, S.-Y. Qiu, S.-Q. Zhou, Z. Xu and X.-T. Liu, Phosphate-Solubilizing Capacity of *Paecilomyces lilacinus* PSF7 and Optimization Using Response Surface Methodology, *Microorganisms*, 2023, 454.
- 29 A. Rizvi, B. Ahmed, M. S. Khan, S. Umar and J. Lee, Psychrophilic Bacterial Phosphate-Biofertilizers: A Novel Extremophile for Sustainable Crop Production under Cold Environment, *Microorganisms*, 2021, 2451.
- 30 P. Vyas and A. Gulati, Organic acid production in vitro and plant growth promotion in maize under controlled environment by phosphate-solubilizing fluorescent *Pseudomonas*, *BMC Microbiol.*, 2009, 9, 174.
- 31 R. A. Abawari, F. A. Tuji and D. M. Yadete, Phosphate Solubilizing Bio-fertilizers and Their Role in Bio-available P Nutrient: An Overview, *Int. J. Appl. Agric. Sci.*, 2020, 6(6), 162.
- 32 A. Eid, A. Fouda, M. Abdel-Rahman, S. Salem, A. Elsaied, R. Oelmüller, M. Hijri, A. Bhowmik, A. A. Elkelish and S. Hassan, Harnessing Bacterial Endophytes for Promotion of Plant Growth and Biotechnological Applications: An Overview, *Plants*, 2021, 935.
- 33 C. Wang, R. F. de Oliveira, K. Jiang, Y. Zhao, N. Turetta, C. Ma, B. Han, H. Zhang, D. Tranca, X. Zhuang, L. Chi, A. Ciesielski and P. Samorí, Boosting the electronic and catalytic properties of 2D semiconductors with supramolecular 2D hydrogen-bonded superlattices, *Nat. Commun.*, 2022, 510.
- 34 D. Goswami, J. N. Thakker and P. Dhandhukia, Portraying mechanics of plant growth promoting rhizobacteria (PGPR): a review, *Cogent Food Agric.*, 2016, 2(1), 1127500.
- 35 J. Jing, S. Zhang, L. Yuan, Y. Li, Y. Zhang, X. Ye, L. Zhang, Q. Xiong, Y. Wang and B. Zhao, Effects of Incorporating Different Proportions of Humic Acid into Phosphate Fertilizers on Phosphorus Migration and Transformation in Soil, *Agronomy*, 2023, 13, 1576.
- 36 S. S. Holah, A. ST-Abou-Zeid, H. S. Siam and E. A. Abd El-Rahman, Effect of organic and mineral acids on release of phosphorus from phosphate rocks, *Middle East J.*, 2019, 8, 917–927.
- 37 G. d. O. Mendes, T. Dyer, L. Csetenyi and G. M. Gadd, Rock phosphate solubilization by abiotic and fungal-produced oxalic acid: reaction parameters and bioleaching potential, *Microb. Biotechnol.*, 2022, 15, 1189–1202.
- 38 D. Zúñiga-Silgado, J. C. Rivera-Leyva, J. J. Coleman, A. Sánchez-Reyez, S. Valencia-Díaz, M. Serrano, L. E. de-Bashan and J. L. Folch-Mallol, Soil Type Affects Organic Acid Production and Phosphorus Solubilization Efficiency Mediated by Several Native Fungal Strains from Mexico, *Microorganisms*, 2020, 8, 1337.
- 39 M. H. Al-Khalidi, H. A. Nasr-El-Din, S. Mehta and A. D. Al-Aamri, Reaction of citric acid with calcite, *Chem. Eng. Sci.*, 2007, 62, 5880–5896.
- 40 M. Duputel, F. Van Hoyer, J. Toucet and F. Gérard, Citrate adsorption can decrease soluble phosphate concentration in soil: Experimental and modeling evidence, *Appl. Geochem.*, 2013, 39, 85–92.
- 41 I. B. Andelkovic, S. Kabiri, E. Tavakkoli, J. K. Kirby, M. J. McLaughlin and D. Losic, Graphene oxide-Fe(III) composite containing phosphate – a novel slow release fertilizer for improved agriculture management, *J. Clean. Prod.*, 2018, 185, 97–104.
- 42 R. Saraiva, Q. Ferreira, G. C. Rodrigues and M. Oliveira, Phosphorous Nanofertilizers for Precise Application in Rice Cultivation as an Adaptation to Climate Change, *Climate*, 2022, 10, 183.
- 43 Q. An, Q. Zhao, S. Zhang, X. Zhang and H. Li, Effects of black phosphorus nanosheets on growth traits of soybean under phosphorus deficiency condition, *Chin. J. Ecol.*, 2024, 43, 2777.
- 44 Y. Ibrahim, A. Kassab, K. Eid, A. M. Abdullah, K. I. Ozoemena and A. Elzatahry, Unveiling Fabrication and Environmental Remediation of MXene-Based Nanoarchitectures in Toxic Metals Removal from Wastewater: Strategy and Mechanism, *Nanomaterials*, 2020, 10, 885.
- 45 T. K. Das, J. Kaur, R. Mukhopadhyay, A. Bezbaruah and D. Sanyal, Engineered nanomaterials for removal, recovery, and reuse of phosphorus: from water to fertilizer pathways, *Adv. Colloid Interface Sci.*, 2025, 346, 103672.
- 46 J. Buates and T. Imai, Application of Biochar Functionalized with Layered Double Hydroxides: Improved Plant Growth Performance after Use as Phosphate Adsorbent, *Appl. Sci.*, 2021, 11, 6489.



- 47 G. d. O. Mendes, D. L. Zafra, N. B. Vassilev, I. R. Silva, J. I. Ribeiro and M. D. Costa, Biochar Enhances *Aspergillus niger* Rock Phosphate Solubilization by Increasing Organic Acid Production and Alleviating Fluoride Toxicity, *Appl. Environ. Microbiol.*, 2014, **80**, 3081–3085.
- 48 L. Lin, Y. Peng, L. Zhou, B. Zhang, Q. Chen and H. Chen, *Agriculture*, 2025, **15**, 103.
- 49 B. Glaser and V.-I. Lehr, Biochar effects on phosphorus availability in agricultural soils: a meta-analysis, *Sci. Rep.*, 2019, **9**, 9338.
- 50 R. d. S. R. Viana, C. C. d. Figueiredo, J. K. M. Chagas and J. Paz-Ferreiro, Combined use of biochar and phosphate rocks on phosphorus and heavy metal availability: a meta-analysis, *J. Environ. Manage.*, 2024, **353**, 120204.
- 51 S. Jayawardhane and N. Yapa, Potential of Microbial Solubilization of Rock Phosphate for Use in Sustainable Agriculture: Does Biochar Application Enhance Microbial Solubilization?, *J. Adv. Microbiol.*, 2018, **8**, 1–8.
- 52 S. Verma and M. N. Nadagouda, Graphene-Based Composites for Phosphate Removal, *ACS Omega*, 2021, **6**, 4119–4125.
- 53 A. Samal, C. Mohanty, N. Das, R. Das and M. F. Kühnel, A review on metal phosphate based graphene hybrids: emerging composite materials for vast applications, *Mater. Today Chem.*, 2024, **38**, 102096.
- 54 S. Kabiri, I. B. Andelkovic, R. C. Da Silva, F. Degryse, R. Baird, E. Tavakkoli, D. Losic and M. J. McLaughlin, Engineered Phosphate Fertilizers with Dual-Release Properties, *Ind. Eng. Chem. Res.*, 2020, **59**, 5512–5524.
- 55 L. P. F. Benício, D. Eulálio, L. d. M. Guimarães, F. G. Pinto, L. M. d. Costa and J. Tronto, Layered Double Hydroxides as Hosting Matrices for Storage and Slow Release of Phosphate Analyzed by Stirred-Flow Method, *Mater. Res.*, 2018, **21**, e20171004.
- 56 R. d. S. Teixeira, I. Ribeiro da Silva, R. Nogueira de Sousa, E. Márcio Mattiello and E. M. Barros Soares, Organic acid coated-slow-release phosphorus fertilizers improve P availability and maize growth in a tropical soil, *J. Soil Sci. Plant Nutr.*, 2016, **16**, 1097–1112.
- 57 D. Daer, L. Luo, Y. Shang, J. Wang, C. Wu and Z. Liu, Co-hydrothermal carbonization of waste biomass and phosphate rock: promoted carbon sequestration and enhanced phosphorus bioavailability, *Biochar*, 2024, **6**, 70.
- 58 H. Cheng, Y. He, Y. Xian and X. Hao, Performance and Evaluation of Slow-Release Fertilizer Encapsulated by Waterless Synthesized GO Sheets, *Coatings*, 2024, **14**, 1215.
- 59 S. Kabiri, R. Baird, D. N. H. Tran, I. Andelkovic, M. J. McLaughlin and D. Losic, Cogranulation of Low Rates of Graphene and Graphene Oxide with Macronutrient Fertilizers Remarkably Improves Their Physical Properties, *ACS Sustain. Chem. Eng.*, 2018, **6**, 1299–1309.
- 60 S. Kabiri, D. N. H. Tran, R. Baird, M. J. McLaughlin and D. Losic, Revealing the dependence of graphene concentration and physicochemical properties on the crushing strength of co-granulated fertilizers by wet granulation process, *Powder Technol.*, 2020, **360**, 588–597.
- 61 R. Wang, H. Li, G. Ge, N. Dai, J. Rao, H. Ran and Y. Zhang, Montmorillonite-Based Two-Dimensional Nanocomposites: Preparation and Applications, *Molecules*, 2021, **26**, 2521.
- 62 B. E. Channab, F. Tayi, M. Aqlil, A. Akil, Y. Essamlali, A. Chakir and M. Zahouily, Graphene oxide, starch, and kraft lignin bio-nanocomposite controlled-release phosphorus fertilizer: effect on P management and maize growth, *Int. J. Biol. Macromol.*, 2024, **282**, 137190.
- 63 W.-H. Li, L.-C. Hsu, H.-Y. Chen, Y.-C. Chen, H. Y. Teah, Y.-Y. Kung, Y.-M. Tzou and Y.-T. Liu, Hybridizing Mg-Fe Layered Double Hydroxide with Pectin Natural Polymer for Organic Ligand-Responsive Phosphate Release: An Innovative Controlled-Release Phosphorus Fertilizer, *J. Agric. Food Chem.*, 2025, **73**, 7131–7139.
- 64 G. Grancini, C. Roldán-Carmona, I. Zimmermann, E. Mosconi, X. Lee, D. Martineau, S. Narbey, F. Oswald, F. De Angelis and M. Graetzel, One-year stable perovskite solar cells by 2D/3D interface engineering, *Nat. Commun.*, 2017, **8**, 15684.
- 65 L. He, X. Wang, Y. Yin, C. Ding, G. Huang, Z. Li, T. Zhang and Y. Wang, Acidic stability and mechanisms of soil cadmium immobilization by layered double hydroxides intercalated with mercaptosuccinic acid, *Environ. Res.*, 2025, **269**, 120738.
- 66 M. Park, C.-I. Lee, Y. J. Seo, S. R. Woo, D. Shin and J. Choi, Hybridization of the natural antibiotic, cinnamic acid, with layered double hydroxides (LDH) as green pesticide, *Environ. Sci. Pollut. Res.*, 2010, **17**, 203–209.
- 67 I. Shlar and E. Poverenov, A nanohybrid layered double hydroxide as an effective carrier for delivery and application of the phytohormone indole acetic acid, *Colloids Surf., B*, 2021, **207**, 112032.
- 68 M. Everaert, R. Warrinnier, S. Baken, J.-P. Gustafsson, D. De Vos and E. Smolders, Phosphate-exchanged Mg-Al layered double hydroxides: a new slow release phosphate fertilizer, *ACS Sustain. Chem. Eng.*, 2016, **4**, 4280–4287.
- 69 S. Wang, Y. Liu, X. Wang, H. Xiang, D. Kong, N. Wei, W. Guo and H. Sun, Effects of concentration-dependent graphene on maize seedling development and soil nutrients, *Sci. Rep.*, 2023, **13**, 2650.
- 70 R. Borges, F. Wypych, E. Petit, C. Forano and V. Prevot, Potential Sustainable Slow-Release Fertilizers Obtained by Mechanochemical Activation of MgAl and MgFe Layered Double Hydroxides and K<sub>2</sub>HPO<sub>4</sub>, *Nanomaterials*, 2019, **9**, 183.
- 71 X. Yong, T. Nagaraja, R. Krishnamoorthy, A. Guanes, S. R. Das and N. Martsinovich, Theoretical and Experimental Studies of Molecular Interactions between Engineered Graphene and Phosphate Ions for Graphene-Based Phosphate Sensing, *ACS Appl. Nano Mater.*, 2024, **7**, 18386–18397.
- 72 P. Das, C. R. Penton, P. Westerhoff and F. Perreault, Prospects of 2D graphene nanomaterials in plant-based



- agriculture and their fate in terrestrial soil: a critical review, *Environ. Sci.: Nano*, 2023, **10**, 2936–2956.
- 73 M. Hosseini, L. Moghaddam, L. Barner, S. Cometta, D. W. Hutmacher and F. Medeiros Savi, The multifaceted role of tannic acid: from its extraction and structure to antibacterial properties and applications, *Prog. Polym. Sci.*, 2025, **160**, 101908.
- 74 M. Wakizaka and M. Yamashita, Citric Acid as Multidentate Flexible Ligand for Multinuclear Late-3 d-Metal Complexes and Single-Molecule Magnets, *Eur. J. Inorg. Chem.*, 2024, **27**, e202300740.
- 75 S. Madurga, M. Nedyalkova, F. Mas and J. L. Garcés, Ionization and Conformational Equilibria of Citric Acid: Delocalized Proton Binding in Solution, *J. Phys. Chem. A*, 2017, **121**, 5894–5906.
- 76 M. Fathy, T. Abdel Moghny, M. A. Mousa, A.-H. A. A. El-Bellihi and A. E. Awadallah, Absorption of calcium ions on oxidized graphene sheets and study its dynamic behavior by kinetic and isothermal models, *Appl. Nanosci.*, 2016, **6**, 1105–1117.
- 77 J. Jiang, L. Yan and H. Fang, Effect of Oxide Content of Graphene Oxide Membrane on Remarkable Adsorption for Calcium Ions, *Chin. Phys. Lett.*, 2021, **38**, 106801.
- 78 P. Sun, F. Zheng, M. Zhu, Z. Song, K. Wang, M. Zhong, D. Wu, R. B. Little, Z. Xu and H. Zhu, Selective Trans-Membrane Transport of Alkali and Alkaline Earth Cations through Graphene Oxide Membranes Based on Cation- $\pi$  Interactions, *ACS Nano*, 2014, **8**, 850–859.
- 79 L. Bai, L. Yuan, Y. Ji and H. Yan, Effective Removal of Phosphate from Aqueous by Graphene Oxide Decorated with  $\alpha$ -Fe<sub>2</sub>O<sub>3</sub>: Kinetic, Isotherm, Thermodynamic and Mechanism Study, *Arabian J. Sci. Eng.*, 2018, **43**, 3611–3620.
- 80 H. P. Jarvie, D. Flaten, A. N. Sharpley, P. J. A. Kleinman, M. G. Healy and S. M. King, Future Phosphorus: Advancing New 2D Phosphorus Allotropes and Growing a Sustainable Bioeconomy, *J. Environ. Qual.*, 2019, **48**, 1145–1155.
- 81 R. Keyikoglu, A. Khataee and Y. Yoon, Layered double hydroxides for removing and recovering phosphate: recent advances and future directions, *Adv. Colloid Interface Sci.*, 2022, **300**, 102598.
- 82 Z. Liu, M. Zhou, W. Liao, J. Liu, C. Luo, C. Lu, Z. Chen and H. Zhu, Fertilizer-Holding Performance of Graphene on Soil Colloids Based on Double Electric Layer Theory, *Materials*, 2023, **16**, 2578.
- 83 M. Li, P. Zhang, Z. Guo, W. Zhao, Y. Li, T. Yi, W. Cao, L. Gao, C. F. Tian, Q. Chen, F. Ren, Y. Rui, J. C. White and I. Lynch, Dynamic Transformation of Nano-MoS<sub>2</sub> in a Soil-Plant System Empowers Its Multifunctionality on Soybean Growth, *Environ. Sci. Technol.*, 2024, **58**, 1211–1222.
- 84 L. Zhao, S. Chen, X. Tan, X. Yan, W. Zhang, Y. Huang, R. Ji and J. C. White, Environmental implications of MoS<sub>2</sub> nanosheets on rice and associated soil microbial communities, *Chemosphere*, 2022, **291**, 133004.
- 85 S. Chen, Z. Kang, J. R. Peralta-Videa and L. Zhao, Environmental implication of MoS<sub>2</sub> nanosheets: effects on maize plant growth and soil microorganisms, *Sci. Total Environ.*, 2023, **860**, 160362.
- 86 K. Dox, T. Martin, S. Houot, R. Merckx and E. Smolders, Superior residual fertiliser value in soil with phosphorus recycled from urine in layered double hydroxides, *Sci. Rep.*, 2022, **12**, 8092.
- 87 Y. Yang, R. Zhang, X. Zhang, Z. Chen, H. Wang and P. C. H. Li, Effects of Graphene Oxide on Plant Growth: A Review, *Plants*, 2022, **11**, 2826.
- 88 M. Bae, J. K. Oh, S. Liu, N. Nagabandi, Y. Yegin, W. Deflorio, L. Cisneros-Zevallos and E. M. A. Scholar, Nanotoxicity of 2D molybdenum disulfide, MoS<sub>2</sub>, nanosheets on beneficial soil bacteria, *Bacillus cereus* and *Pseudomonas aeruginosa*, *Nanomaterials*, 2021, **11**, 1453.
- 89 V. Peña-Álvarez, D. Baragaño, A. Prosenkov, J. R. Gallego and A. I. Peláez, Assessment of co-contaminated soil amended by graphene oxide: effects on pollutants, microbial communities and soil health, *Ecotoxicol. Environ. Saf.*, 2024, **272**, 116015.
- 90 Q. Zhou, D. Li, T. Wang and X. Hu, Leaching of graphene oxide nanosheets in simulated soil and their influences on microbial communities, *J. Hazard. Mater.*, 2021, **404**, 124046.
- 91 M. Liu, L. Zhang and N. Geng, Effect of Interlayer Construction on TFC Nanofiltration Membrane Performance: A Review from Materials Perspective, *Membranes*, 2023, 497.
- 92 M. Ashfaq, G. Gupta and N. Verma, Carbon-based nanocarriers for plant growth promotion: fuelling when needed, *Nanoscale*, 2025, **17**, 616–634.
- 93 L. Alessandrino, N. Colombani and M. Mastrocicco, Modelling biogeochemical reactions triggered by graphene's addition in a fertilized calcareous sandy soil, *Sci. Total Environ.*, 2023, **898**, 165558.
- 94 J. Zhao, Z. Wang, J. C. White and B. Xing, Graphene in the Aquatic Environment: Adsorption, Dispersion, Toxicity and Transformation, *Environ. Sci. Technol.*, 2014, **48**, 9995–10009.
- 95 W. Zou, Y. Zhang, X. Zhang, G. Zhang, X. Li, C. Jin and Z. Cao, Interactions of monolayer molybdenum disulfide sheets with metalloid antimony in aquatic environment: adsorption, transformation, and joint toxicity, *Sci. Total Environ.*, 2024, **926**, 171937.
- 96 J. Santos, A. Barreto, C. Fernandes, A. R. R. Silva, D. N. Cardoso, E. Pinto, A. L. Daniel-da-Silva and V. L. Maria, *Nanomaterials*, 2023, **13**, 3163.
- 97 M. Y. A. Zuluaga, A. L. M. de Oliveira, F. Valentinuzzi, N. S. Jayme, S. Monterisi, R. Fattorini, S. Cesco and Y. Pii, An insight into the role of the organic acids produced by *Enterobacter* sp. strain 15S in solubilizing tricalcium phosphate: in situ study on cucumber, *BMC Microbiol.*, 2023, **23**, 184.
- 98 A. S. Roy, M. de Beer, S. K. Pillai and S. S. Ray, Application of Layered Double Hydroxides as a Slow-Release Phosphate Source: A Comparison of Hydroponic and Soil Systems, *ACS Omega*, 2023, **8**, 15017–15030.



- 99 A. Muñoz-García, P. Montoro-Leal, M. d. M. López Guerrero, C. Vereda-Alonso and E. Vereda Alonso, Green chemistry: advancing planetary phosphorus sustainability through the synergy of graphene oxide modified with magnetic nanoparticles (M@GO) for extracting tertiary effluent phosphorus in sewage treatment plants, *Environ. Sci.: Nano*, 2024, **11**, 2607–2619.
- 100 Z. Teng, X. Zhao, J. Yuan, M. Li and T. Li, Phosphate functionalized iron based nanomaterials coupled with phosphate solubilizing bacteria as an efficient remediation system to enhance lead passivation in soil, *J. Hazard. Mater.*, 2021, **419**, 126433.
- 101 H. A. Khedr, M. O. Ebraheem and A. M. Zayed, Comprehensive insights into phosphorus solubility and organic matter's impact on black phosphate leaching, *Sci. Rep.*, 2024, **14**, 19159.
- 102 D. Guelfi, A. P. P. Nunes, L. F. Sarkis and D. P. Oliveira, Innovative Phosphate Fertilizer Technologies to Improve Phosphorus Use Efficiency in Agriculture, *Sustainability*, 2022, **14**, 14266.
- 103 S. Dabare, S. Rajapaksha and I. Munaweera, Lifecycle analysis of nanotechnology-enhanced soft materials in the circular economy, *Mol. Syst. Des. Eng.*, 2025, **10**(10), 799–816.
- 104 Z. Zhang, B. Liu, Z. He, P. Pan, L. Wu, B. Lin, Q. Li, X. Zhang and Z. Wang, The Synergistic Effect of Biochar-Combined Activated Phosphate Rock Treatments in Typical Vegetables in Tropical Sandy Soil: Results from Nutrition Supply and the Immobilization of Toxic Metals, *Int. J. Environ. Res. Publ. Health*, 2022, **19**, 6431.
- 105 W. Ma, P. Luo, S. Ahmed, H. S. Hayat, S. A. Anjum, L. Nian, J. Wu, Y. Wei, W. Ba, F. U. Haider and L. Cai, Synergistic Effect of Biochar, Phosphate Fertilizer, and Phosphorous Solubilizing Bacteria for Mitigating Cadmium (Cd) Stress and Improving Maize Growth in Cd-Contaminated Soil, *Plants*, 2024, **13**, 3333.
- 106 A. Hassanzadeh, M. Hamidpour, P. A. Dahaji, A. Akhgar and K. Kariman, Maximizing the efficiency of layered double hydroxides as a slow-release phosphate fertilizer: a study on the impact of plant growth-promoting rhizobacteria, *Appl. Clay Sci.*, 2024, **262**, 107620.

