

Cite this: *Chem. Sci.*, 2024, 15, 12517

All publication charges for this article have been paid for by the Royal Society of Chemistry

# Inherently chiral nor-heteracalixarenes: design and synthesis *via* enantioselective intramolecular Suzuki–Miyaura reaction†

Yi-Fan Jiang,<sup>a</sup> Shuo Tong,<sup>b</sup> <sup>\*,a</sup> Jieping Zhu <sup>b</sup> and Mei-Xiang Wang <sup>a</sup>

There has been a recent upsurge in research aimed at synthesizing inherently chiral molecules devoid of point, axial, planar and helical chiralities. We present herein our design and enantioselective synthesis of a series of inherently chiral macrocycles. These compounds, termed nor-heteracalixaromatics, feature a biaryl bond that replaces one of the aryl-heteroatom-aryl linkages found in classic heteracalix[4] aromatics. Macrocyclization of linear achiral substrates *via* an intramolecular Suzuki–Miyaura cross-coupling reaction affords the 15-membered cyclophane without any chiral elements in high yields and enantioselectivities. Notably, the formation of the aryl–aryl bond does not induce axial chirality at the biaryl linkage. Instead, it restricts the free rotation of an aromatic ring located four bonds away, leading to the inherent chirality of the macrocycle. The intriguing chiroptical properties of these compounds made them promising platform for the development of CPL emitters.

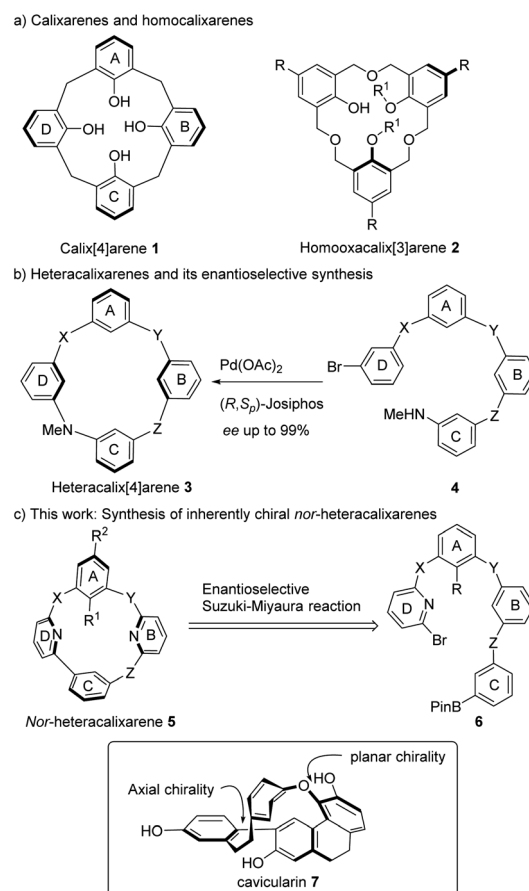
Received 29th May 2024  
Accepted 29th June 2024

DOI: 10.1039/d4sc03506b

rsc.li/chemical-science

## Introduction

In 1994, Böhmer introduced the concept of inherent chirality to describe calixarenes devoid of point, axial, planar or helical chirality (Scheme 1a).<sup>1</sup> Since then, this notion has been expanded to encompass various cyclic structures, such as saddle-shaped tetraphenylenes,<sup>2–9</sup> tribenzocycloheptene derivatives,<sup>10,11</sup> rotaxanes and catenanes,<sup>12</sup> as well as other macrocycles characterized by a three-dimensional curvature architecture.<sup>13–16</sup> Despite significant advancements in asymmetric synthesis, the catalytic enantioselective preparation of inherently chiral molecules has only recently gained attention.<sup>17,18</sup> Two primary approaches, namely, desymmetrisation of macrocycles<sup>19–21</sup> and enantioselective *de novo* construction of macrocycles,<sup>22–24</sup> have emerged to access enantioenriched calixarenes and heteracalixarenes. While the latter strategy is regarded as more elegant and efficient, only two enantioselective macrocyclization reactions have been developed thus far. These methods include the Pd-catalyzed intramolecular Buchwald–Hartwig reaction<sup>22</sup> (Scheme 1b) and chiral phosphoric acid-catalyzed intramolecular nucleophilic aromatic substitution (S<sub>N</sub>Ar) reaction.<sup>24</sup>



Scheme 1 Inherently chiral calixarenes, homooxalixarenes and nor-heteracalixarenes.

<sup>a</sup>Key Laboratory of Bioorganic Phosphorus Chemistry and Chemical Biology (Ministry of Education), Department of Chemistry, Tsinghua University, Beijing 100084, China. E-mail: tongshuo@mail.tsinghua.edu.cn; Web: <http://masclgroup>

<sup>b</sup>Laboratory of Synthesis and Natural Products (LSPN), Institute of Chemical Sciences and Engineering, Ecole Polytechnique Fédérale de Lausanne, EPFL-SB-ISIC-LSPN, BCH5304, CH-1015 Lausanne, Switzerland

† Electronic supplementary information (ESI) available. CCDC 2333560 and 2338518. For ESI and crystallographic data in CIF or other electronic format see DOI: <https://doi.org/10.1039/d4sc03506b>

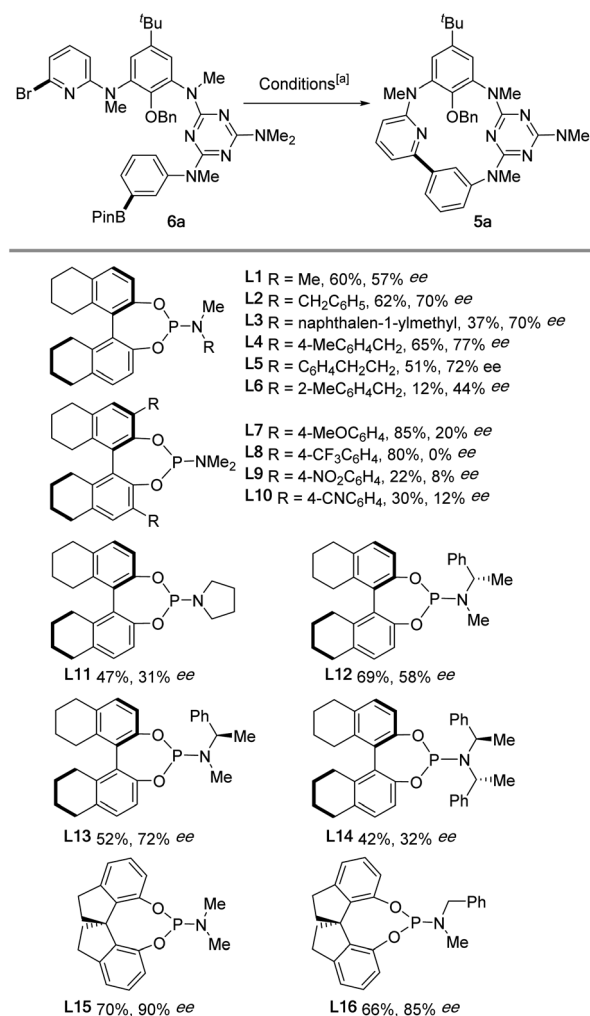
Due to their distinctive curved structure and pre-organized binding sites, calixarenes **1** have found extensive use as host molecules to mimic enzyme activities<sup>25,26</sup> and to serve as chiral catalysts.<sup>27</sup> To fully harness their potential, researchers continually design and synthesize new scaffolds with modulable cavity-shapes. In this context, homooxalix[3]arenes **2**, featuring the CH<sub>2</sub>OCH<sub>2</sub> bridges instead of the CH<sub>2</sub> bridges found in calixarenes, have emerged as a versatile platform for creating functional molecules (Scheme 1a). Our group has been actively engaged in the development of heterocalixarenes with tunable cavity size and conformations for molecular recognition.<sup>28,29</sup> Continuing this endeavor, we became interested in the synthesis of *meta*-cyclophane **5** containing a biaryl unit (Scheme 1c). In line with the nomenclature used for homooxalixarene, we named it nor-heterocalixarenes as one of the heteroatoms in heterocalixarenes **3** was deleted. It's worth noting that macrocycles containing both biaryl and biaryl ether linkages do exist, and cavitularin (**7**), bearing both axial and planar chirality, serves as a notable example. However, our designed molecules **5** lack these two chiral elements with the chirality arising solely from the hindered through-the-annulus rotation of one of the four (hetero)arenes, akin to inherent chirality observed in calixarenes. We planned to access enantioenriched nor-heterocalixarenes **5** from the linear achiral substrate **6** via the formation of a biaryl bond. Herein, we report the first instance of an enantioselective intramolecular Suzuki–Miyaura reaction for constructing inherently chiral macrocycles. Notably, the chirality originates not from the newly formed carbon–carbon bond, but rather from the hindered rotation of an aromatic ring located four chemical bonds away. Interesting chiroptical properties of these macrocycles are also documented.

## Results and discussion

### Optimization of reaction conditions

The Suzuki–Miyaura (SM) cross-coupling has emerged as one of the most powerful methods for constructing biaryl compounds<sup>30</sup> and its intramolecular variant has proven effective in synthesizing biaryl-containing macrocycles.<sup>31–36</sup> While asymmetric SM reaction has been developed to access enantioenriched atropisomers,<sup>37–41</sup> its application to the synthesis of inherently chiral macrocycles has, to the best of our knowledge, not been explored. To validate our molecular design and the feasibility of the synthetic strategy, we first examined the cyclization of linear substrate **6a** to racemic **5a**. Pleasingly, heating a toluene solution of **6a** (*c* 0.005 M) at 100 °C in the presence of Pd(PPh<sub>3</sub>)<sub>4</sub> (30 mol%) and Cs<sub>2</sub>CO<sub>3</sub> (3.0 equiv.) yielded the desired macrocycle **5a** in 53% yield (ESI†). The relatively high Pd loading required for this reaction could be attributed to the presence of several tertiary amines and aza-arenes in the substrate, which may chelate the Pd catalyst. However, such chelation could, in return, pre-organize the substrate into a folded conformation, facilitating macrocyclization.<sup>42</sup> Chiral HPLC analysis revealed the presence of two enantiomers which were isolated and were found to be configurationally stable at the reaction temperature (ESI†).

Encouraged by these results, the enantioselective cyclization of **5a** was pursued. After initial screening of ligand structures and other reaction parameters (see ESI†), the monodentate H<sub>8</sub>-BINOL-derived phosphoramidite **L1** stood out as the most promising candidate, affording **5a** in 60% yield with 57% ee.<sup>43</sup> To further enhance the reaction outcome, the structure of the phosphoramidite was varied (Scheme 2). Replacing one methyl group in **L1** with benzyl (**L2**), naphthalene-1-ylmethyl (**L3**), 4-methylbenzyl (**L4**) and phenethyl group (**L5**) significantly increased the ee of **5a**. However, ligand **L6** incorporating an *ortho*-methylbenzyl group proved less efficient, yielding **5a** in low yield and ee. Ligands (**L7–L10**) with substituents at 2,2'-positions of the H<sub>8</sub>-BINOL backbone are less efficient, indicating that steric hindrance around the coordinating phosphorous atom is detrimental to the enantioselectivity. Phosphoramidite **L11**, bearing a pyrrolidinyl group, was also an inefficient ligand. Additionally, the incorporation of a chiral amine (**L12, L13**), including the C<sub>2</sub> symmetric one (**L14**), did not



**Scheme 2** Ligand screening for the synthesis of inherently chiral nor-heterocalixarene **5a**. [a] Conditions: Pd(dba)<sub>2</sub> (30 mol%), ligand (1.2 equiv.), Cs<sub>2</sub>CO<sub>3</sub> (3.0 equiv.), toluene (*c* 0.005 M), 100 °C. Enantiomeric excess (ee) was determined by HPLC analysis on a chiral stationary phase.

improve the enantioselectivity. Finally, the (*R*)-1,1'-spirobiindane-7,7'-diol derived phosphoramidites (*R*)-SIPHOS (**L15**)<sup>44,45</sup> and **L16** provided the desired product with much improved ee. With **L15**, macrocycle **5a** was isolated in 70% yield with 90% ee.

### Scope of the reaction

With the optimal conditions established, the scope of this enantioselective Suzuki–Miyaura reaction was next examined (Scheme 3). Varying the dialkylamino substituent at the C6 position of the 1,3,5-triazine (B ring) did not significantly alter the ee of the products (**5a–5d**, Scheme 3a), while substituents at the C-ring (**5e**, **5f**, **5k**, **5l**) and D-ring (**5m**, **5n**) were tolerated, with diminished enantioselectivity being observed in the latter two cases. Remarkably, the presence of an amino group (**5n**) remained compatible with the cyclization conditions. Macrocycles with different alkoxy groups (**5g–5j**), including the smallest methoxy group (**5i**), at the A-ring were prepared in high yields and ees. Similarly, *N*-allyl substituted macrocycle **5o** was prepared without issues. The inherent chirality of compounds **5** results from the hindered rotation of the A ring through the annulus, suggesting that the size of the A ring substituent could be a key factor in conferring configurational stability. Gratifyingly, we found that the presence of a bulky *tert*-butyl group at the A ring is not mandatory for the inherent chirality of the nor-heteracalixarene system. Indeed, compounds **5p** and particularly **5q**, with a single methyl substituent at the low rim of the macrocycle, were obtained in excellent yields and ees. Cyclization of a substrate containing an (*R*)-prolinol unit **6r** afforded the cyclophane **5r** in moderate yield with an excellent diastereoselectivity (dr 20:1). Noteworthy, starting from the same linear precursor **6r** using *ent*-**L15** as the ligand under otherwise standard conditions, macrocyclic compound **5r** was synthesized in 50% yield with a reversed d.r. of 1:20 (ESI†). These results indicated that the substrate chirality has a little impact on the enantioselectivity of the cyclization. However, replacing the pyridine with a benzene ring (ring D) significantly reduced the enantioselectivity of the reaction (**5s**, **5t**). In the case of **5t**, the racemic cyclophane **5t** was obtained in 70% yield, indicating that the coordination of pyridine nitrogen (D ring) to Pd likely played a crucial role in controlling the enantioselectivity of the process.

To further extend the reaction scope, we examined the synthesis of oxabridged nor-heteracalixarenes. As shown in Scheme 3b, cyclophanes containing one biaryl ether linkage (**5u–5aa**) were obtained in high yields and ees from the corresponding linear achiral substrates. Changing the ring D from pyridine to triazine diminished the ee of the product (**5ab**), suggesting a negative effect of an additional coordination site. Additionally, **5ac** bearing two biaryl ether linkages was obtained in 59% yield with 64% ee. The absolute configuration of **5p** and **5w** was assigned to be (*cS*) and (*cR*),<sup>46</sup> respectively on the basis of their X-ray structures (Scheme 3c).<sup>47</sup> The absolute configurations of other inherently chiral macrocycles were assigned accordingly by comparing their electronic circular dichroism (ECD) with that of the (*cS*)-**5p** and (*cR*)-**5w** (ESI†).

### Structural elucidation

Structurally, these compounds exhibit a shallower curvature compared to the related heteracalix[4]arenes.<sup>22</sup> The C2 substituted benzene ring (ring A) stands orthogonal to the annulus defined by the other three (het)arenes (B, C and D). In the azabridged macrocycle **5p**, all three nitrogen atoms align quasi co-planar with the adjacent heteroarenes (ring B and D), but not with the benzene rings (rings A and C). Interestingly, in compounds **5u–5aa** featuring a biaryl ether linkage, the oxygen atom is no longer fully conjugated with the triazine ring (ring B), but forms a cross-conjugated system with both the triazine (ring B) and the benzene rings (ring C). This change renders the three (het)arenes (ring B, C and D) more planar than those in **5p**, as illustrated by the X-ray structure of (*cR*)-**5w** in Scheme 3c. The dihedral angle between the ring A and ring C is 68° for **5p** and 89° for **5w**, in contrast to the much-reduced angle of 41° observed in our previous ABCD-type heteracalixarenes (CCDC 1996984†).<sup>22</sup> Moreover, the dihedral angle of the biaryl bond is 44° for **5p** and 27° for **5w**, indicating a significant ring strain in these cyclophanes. We have also noticed that, unlike the aza-bridged macrocycles **5a–5r**, the aza/oxabridged macrocycles **5u–5aa** have generally opposite optical rotations (Scheme 3c and ESI†). This reversal in optical rotation, resulting from only one heteroatom difference in the bridging positions of the inherently chiral macrocyclic skeleton, is intriguing.

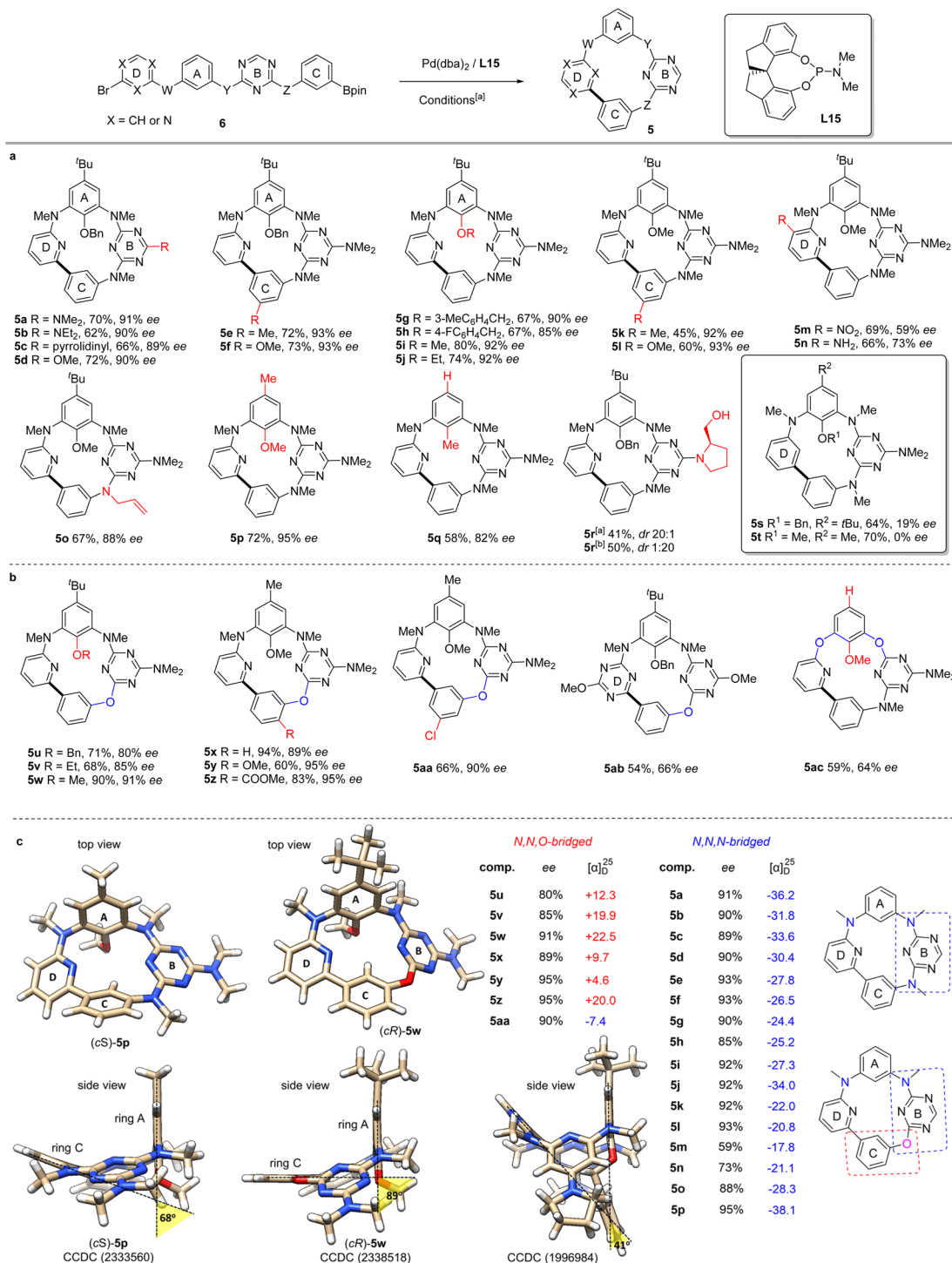
### Conformational stability

As can be seen from the X-ray structures, the inherent chirality of these nor-heteracalixarenes arises from the hindered rotation of ring A, with any racemization of the macrocycle attributed to the flipping of the C2-alkoxy substituent through the annulus. Interestingly, the C5 substituent in ring A does not appear to play a critical role in determining the configurational stability of the inherent chirality. In fact, compound **5q**, lacking the C5-alkyl substituent, is configurationally stable. The ee value of **5q** remained unchanged after heating the macrocycle solution in *o*-dichlorobenzene at 160 °C for 24 h (Fig. 1 and ESI†). However, the macrocycle **5ad** lacking the substituent at C2 cannot be resolved into enantiomers at ambient temperature by HPLC presumably due to the fast ring inversion process. To further support the notion that the chirality of **5** results from the hindered through-the-annulus rotation of the A ring, a free phenol derivative **5ae** (90% ee) was prepared by boron tribromide-mediated selective *O*-debenzylation of **5a** for comparison (ESI†). While **5a** is configurationally stable even at 160 °C, the determined enantiomerization barrier is about 24 kcal mol<sup>−1</sup> at 298 K for **5ae** (Fig. 1, for the kinetic study, see ESI†). These results clearly indicate that the inherent chirality results from the hindered rotation of the A-ring and that the size of the C2 substituent determines the stability of the chirality.

### Chiroptical properties

The chiroptical properties of some of these macrocycles were probed using UV, fluorescence, ECD and circularly polarized luminescence (CPL) spectroscopy (Fig. 2 and ESI†). Compounds





**Scheme 3** Enantioselective synthesis of inherently chiral nor-heteracalixarenes and X-ray molecular structures of (cS)-**5p**, (cR)-**5w** and classic azaheteracalix[4]arenes. [a] Conditions: Pd(dba)<sub>2</sub> (30 mol%), **L15** (1.2 equiv.), Cs<sub>2</sub>CO<sub>3</sub> (3.0 equiv.), toluene (c 0.005 M), 100 °C. Enantiomeric excess (ee) was determined by HPLC analysis on a chiral stationary phase. [b] Using *ent*-**L15** as the ligand under otherwise identical conditions.

**5a**, **5c**, **5d**, and **5p** exhibited almost identical emission maxima ( $\lambda_{em}$ ) at 410 nm in CH<sub>3</sub>CN solution, with photoluminescence quantum yields (PLQYs) of 21.5%, 15.6%, 11.0%, and 18.3%, respectively. The relatively high fluorescence quantum yield could be attributed to the rigidity of the nor-heteracalixarene macrocycles. The  $g_{abs}$  and  $g_{lum}$  values of these compounds fall

within the range of  $10^{-3}$ , similar to their heteracalix[4]arene counterparts (ESI<sup>†</sup>).<sup>21</sup> Moreover, the CPL brightness ( $B_{CPL}$ ) values were determined to be 0.40 (**5a**), 0.38 (**5c**), 0.35 (**5d**), and 0.65 (**5p**) (ESI<sup>†</sup>). These encouraging results, coupled with their tunable conformational structures, make them promising candidates for CPL-related applications.





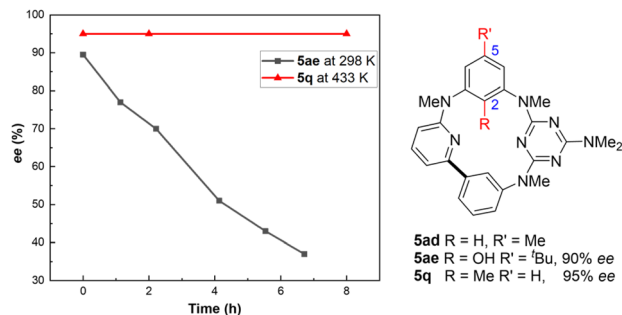


Fig. 1 Importance of the C2 substituent in the configurational stability of the nor-heteracalixarene. ee of 5ae was measured in <sup>i</sup>PrOH solution while 5q was in *o*-dichlorobenzene solution.

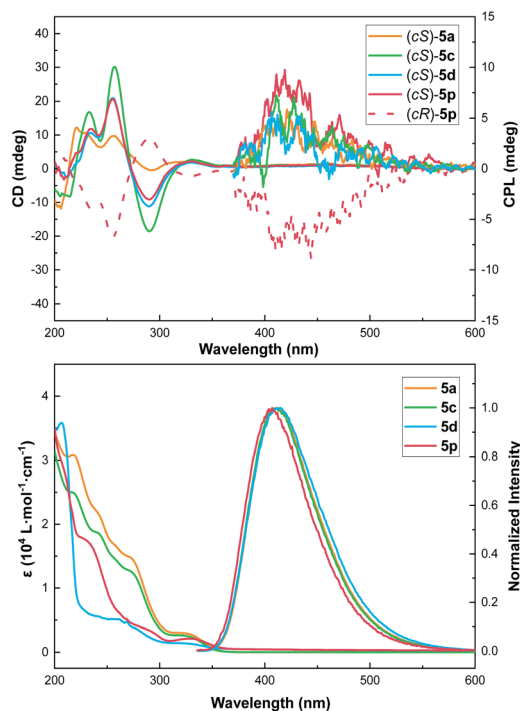


Fig. 2 ECD (top left,  $c \times 10^{-6}$ ), CPL (top right,  $c \times 10^{-4}$ ), UV-vis (bottom left,  $c \times 10^{-5}$ ), and fluorescence (bottom right,  $c \times 10^{-6}$ ) spectra of 5a, 5c, 5d, and 5p at 25 °C in CH<sub>3</sub>CN.

## Conclusions

In summary, we have designed and synthesized a new class of enantioenriched nor-heteracalixaromatics devoid of point, axial, planar and helical chiralities. We have developed a method for macrocyclization using the intramolecular Suzuki–Miyaura reaction, which leads to inherently chiral macrocycles in high yields and enantioselectivities. Remarkably, the chirality originates not from the newly formed carbon–carbon bond, but rather from the restricted rotation of an aromatic ring positioned four bonds away. These nor-heteracalixaromatics, which exhibit interesting chiroptical properties, are promising platforms for the development of valuable CPL emitters.

## Data availability

The authors declare that the data supporting the findings of this study are available within the paper and the ESI,<sup>†</sup> as well as from the authors upon request.

## Author contributions

Y. F. J., S. T., J. Z. and M. X. W. conceived and designed the experiments. Y. F. J. carried out the experiments. S. T., J. Z. and M. X. W. wrote the manuscript. All authors contributed to the reviewing and editing of the manuscript and ESI.<sup>†</sup>

## Conflicts of interest

There are no conflicts to declare.

## Acknowledgements

We thank the National Natural Science Foundation of China (21920102001, 22171160, and 22371161) and EPFL (Switzerland) for financial support.

## Notes and references

- V. Böhmer, D. Kraft and M. Tabatabai, *J. Inclusion Phenom. Mol. Recognit. Chem.*, 1994, **19**, 17–39.
- J.-W. Han, X.-S. Peng and H. N. C. Wong, *Natl. Sci. Rev.*, 2017, **4**, 892–916.
- S. Link and C. Sparr, *Chem. Soc. Rev.*, 2018, **47**, 3804–3815.
- T. Shibata, T. Chiba, H. Hirashima, Y. Ueno and K. Endo, *Angew. Chem., Int. Ed.*, 2009, **48**, 8066–8069.
- C. Cheng, X. Zuo, D. Tu, B. Wan and Y. Zhang, *Chem. Commun.*, 2021, **57**, 2939–2942.
- Y. Luo, S. Cheng, Y. Peng, X. Long, J. Li, Y. He, C. Gan, S. Luo and Q. Zhu, *CCS Chem.*, 2022, **4**, 3427–3435.
- Y. Luo, X. Wang, W. Hu, Y. Peng, C. Wang, T. Yu, S. Cheng, J. Li, C. Gan, S. Luo and Q. Zhu, *CCS Chem.*, 2023, **5**, 982–993.
- D. Zhang, J. Zhou, T. Qin and X. Yang, *Chem Catal.*, 2024, **4**, 100827.
- J. Zhou, M. Tang and X. Yang, *Chin. J. Chem.*, 2024, **42**, 1953–1959.
- Y.-K. Tahara, R. Matsubara, A. Mitake, T. Sato, K. S. Kanyiva and T. Shibata, *Angew. Chem., Int. Ed.*, 2016, **55**, 4552–4556.
- J.-H. Li, X.-K. Li, J. Feng, W. Yao, H. Zhang, C.-J. Lu and R.-R. Liu, *Angew. Chem., Int. Ed.*, 2024, **63**, e202319289.
- E. M. G. Jamieson, F. Modicom and S. M. Goldup, *Chem. Soc. Rev.*, 2018, **47**, 5266–5311.
- K. Katagiri, T. Ikeda, A. Muranaka, M. Uchiyama, M. Tominaga and I. Azumaya, *Tetrahedron: Asymmetry*, 2009, **20**, 2646–2650.
- H. Zhou, Y.-F. Ao, X.-D. Wang and Q.-Q. Wang, *J. Am. Chem. Soc.*, 2022, **144**, 16767–16772.
- A. Dalla Cort, L. Mandolini, L. Pasquini and L. Schiaffino, *New J. Chem.*, 2004, **28**, 1198–1199.
- A. Szumna, *Chem. Soc. Rev.*, 2010, **39**, 4274–4285.
- G. E. Arnott, *Chem.–Eur. J.*, 2018, **24**, 1744–1754.



- 18 M. Tang and X. Yang, *Eur. J. Org. Chem.*, 2023, **26**, e202300738.
- 19 Y.-Z. Zhang, M.-M. Xu, X.-G. Si, J.-L. Hou and Q. Cai, *J. Am. Chem. Soc.*, 2022, **144**, 22858–22864.
- 20 X. Zhang, S. Tong, J. Zhu and M.-X. Wang, *Chem. Sci.*, 2023, **14**, 827–832.
- 21 X.-Y. Wang, X.-Y. Zhang, S. Tong, Q.-H. Guo, M.-L. Tan, C.-J. Li and M.-X. Wang, *CCS Chem.*, 2024, **6**, 1198–1210.
- 22 S. Tong, J.-T. Li, D.-D. Liang, Y.-E. Zhang, Q.-Y. Feng, X. Zhang, J. Zhu and M.-X. Wang, *J. Am. Chem. Soc.*, 2020, **142**, 14432–14436.
- 23 K. Ishibashi, H. Tsue, H. Takahashi and R. Tamura, *Tetrahedron: Asymmetry*, 2009, **20**, 375–380.
- 24 X.-C. Li, Y. Cheng, X.-D. Wang, S. Tong and M.-X. Wang, *Chem. Sci.*, 2024, **15**, 3610–3615.
- 25 S. B. Nimse and T. Kim, *Chem. Soc. Rev.*, 2013, **42**, 366–386.
- 26 R. Kumar, A. Sharma, H. Singh, P. Suating, H. S. Kim, K. Sunwoo, I. Shim, B. C. Gibb and J. S. Kim, *Chem. Rev.*, 2019, **119**, 9657–9721.
- 27 M. Durmaz, E. Halay and S. Bozkurt, *Beilstein J. Org. Chem.*, 2018, **14**, 1389–1412.
- 28 M.-X. Wang, *Acc. Chem. Res.*, 2012, **45**, 182–195.
- 29 D.-X. Wang and M.-X. Wang, *Acc. Chem. Res.*, 2020, **53**, 1364–1380.
- 30 N. Miyaoura and A. Suzuki, *Chem. Rev.*, 1995, **95**, 2457–2483.
- 31 A. M. Elder and D. H. Rich, *Org. Lett.*, 1999, **1**, 1443–1446.
- 32 A.-C. Carbonnelle and J. Zhu, *Org. Lett.*, 2000, **2**, 3477–3480.
- 33 R. Lépine and J. Zhu, *Org. Lett.*, 2005, **7**, 2981–2984.
- 34 Y. Jia, M. Bois-Choussy and J. Zhu, *Angew. Chem., Int. Ed.*, 2008, **47**, 4167–4172.
- 35 J. Dufour, L. Neuville and J. Zhu, *Chem.–Eur. J.*, 2010, **16**, 10523–10534.
- 36 Z. Wang, M. Bois-Choussy, Y. Jia and J. Zhu, *Angew. Chem., Int. Ed.*, 2010, **49**, 2018–2022.
- 37 A. N. Cammidge and K. V. L. Crépy, *Chem. Commun.*, 2000, 1723–1724.
- 38 J. Yin and S. L. Buchwald, *J. Am. Chem. Soc.*, 2000, **122**, 12051–12052.
- 39 O. Baudoin, *Eur. J. Org. Chem.*, 2005, 4223–4229.
- 40 C. Li, D. Chen and W. Tang, *Synlett*, 2016, **27**, 2183–2200.
- 41 G. Hedouin, F. Hazra, S. Gallou and S. Handa, *ACS Catal.*, 2022, **12**, 4918–4937.
- 42 J. Blankenstein and J. Zhu, *Eur. J. Org. Chem.*, 2005, 1949–1964.
- 43 J. F. Teichert and B. L. Feringa, *Angew. Chem., Int. Ed.*, 2010, **49**, 2486–2528.
- 44 Y. Fu, J.-H. Xie, A.-G. Hu, H. Zhou, L.-X. Wang and Q.-L. Zhou, *Chem. Commun.*, 2002, 480–481.
- 45 A.-G. Hu, Y. Fu, J.-H. Xie, H. Zhou, L.-X. Wang and Q.-L. Zhou, *Angew. Chem., Int. Ed.*, 2002, **41**, 2348–2349.
- 46 The italic “c” in *cS* and *cR* stands for curvature. For the nomenclature of calixarenes, see ref. 14. **5w** was assigned as *cR* configured due to the higher priority of oxygen vs. nitrogen atom.
- 47 Deposition numbers CCDC 2333560 (**5p**) and CCDC 2338518 (**5w**)<sup>†</sup> contain the supplementary crystallographic data for this paper.

