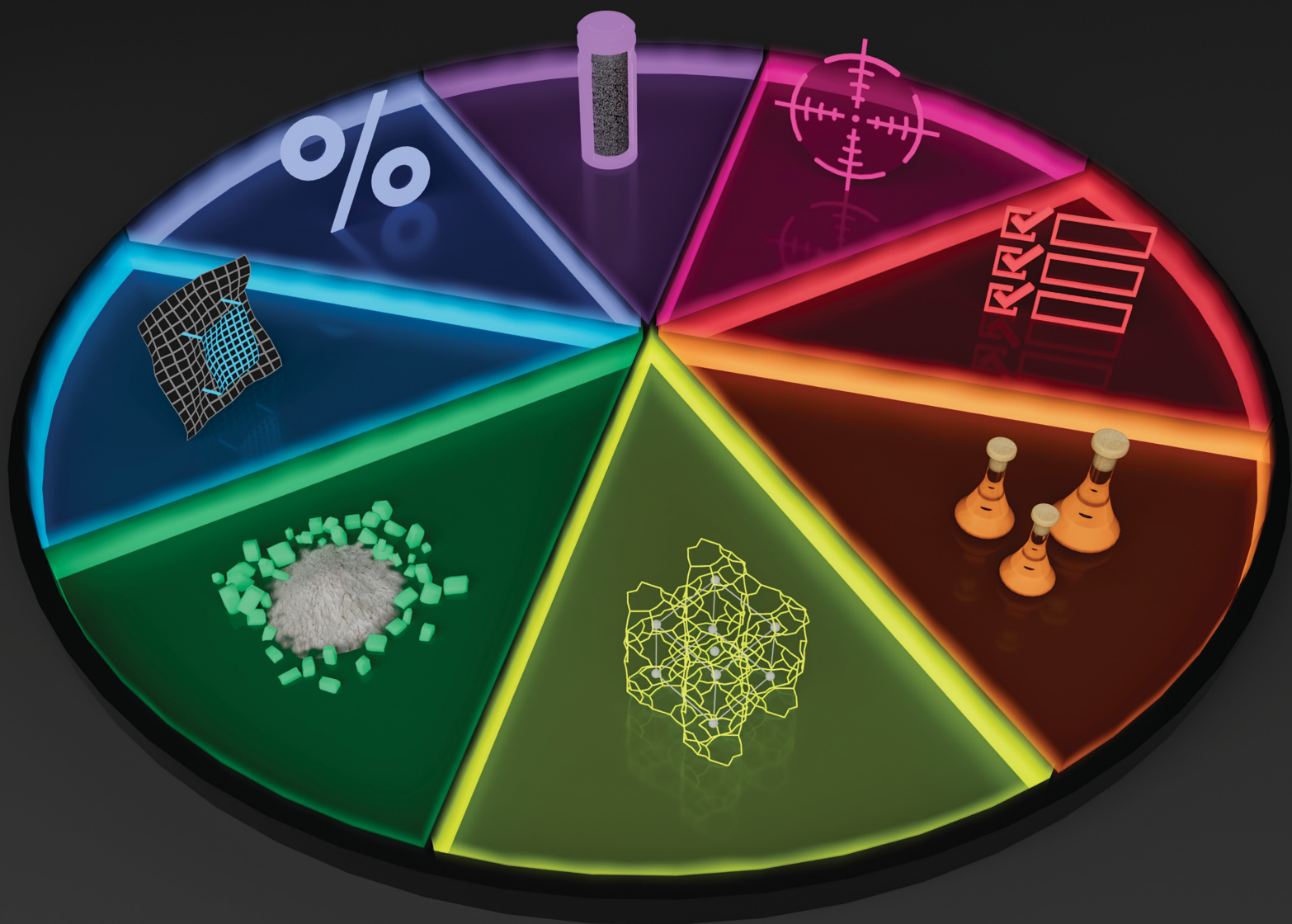


# Materials Advances

Volume 5  
Number 24  
21 December 2024  
Pages 9505–9864

rsc.li/materials-advances



ISSN 2633-5409

**REVIEW ARTICLE**

Brian J. Riley, Joshua R. Turner *et al.*  
Iodine solid sorbent design: a literature review of the critical  
criteria for consideration

Cite this: *Mater. Adv.*, 2024,  
5, 9515Received 13th March 2024,  
Accepted 9th October 2024

DOI: 10.1039/d4ma00266k

rsc.li/materials-advances

# Iodine solid sorbent design: a literature review of the critical criteria for consideration†‡

Brian J. Riley,<sup>a</sup> Joshua R. Turner,<sup>b</sup> Joanna McFarlane,<sup>c</sup>  
Saehwa Chong,<sup>a</sup> Krista Carlson<sup>d</sup> and Josef Matyáš<sup>a</sup>

Designing sorbents for iodine capture in different conditions requires selection and optimization of a large and diverse range of variables. These variables fall into general categories (or features) of sorbent activity, sorbent stability, and the fate of the loaded material in terms of the disposal (waste form) options available. To illustrate, silver-loaded, high-porosity sorbents make for maximized iodine capture and less pressure drop in a column-based sorption system approach, however, this high porosity can lead to less mechanically stable sorbents. Additionally, waste forms containing silver must also be compliant with additional criteria for hazardous waste disposal. Thus, all these aspects must be considered simultaneously when selecting a sorbent for utilization under specific conditions. Information is given for different types of sorbent design considerations for different operating conditions and some emphasis is also given on promising alternatives for silver as the active (chemisorption-based) getter metal. Discussion is given around demonstrated options for waste forms for different metal-iodide compounds.

## 1. Introduction

The effective capture and immobilization of radioiodine from nuclear processes is a very important topic from an environmental preservation perspective and in regard to the protection of human health from deleterious effects of radioiodine uptake by the thyroid.<sup>1,2</sup> Over the past several decades, a wealth of literature has been produced from theoretical and experimental studies to identify and evaluate capture and treatment processes for managing radioiodine, understand the optimal parameters for capture systems, and find long-term storage solutions for these radioisotopes. Of most interest are the radioisotopes of short-lived <sup>131</sup>I with a half-life ( $t_{1/2}$ ) of 8.02 days

and long-lived <sup>129</sup>I with a  $t_{1/2}$  of  $1.57 \times 10^7$  y, which both decay through  $\beta^-$  emission to Xe isotopes (*i.e.*,  $^{129}\text{I} \rightarrow ^{129}\text{Xe} + \beta^-$  and  $^{131}\text{I} \rightarrow ^{131}\text{Xe} + \beta^-$ , respectively). It is likely that different iodine management solutions would be needed to capture <sup>131</sup>I vs. <sup>129</sup>I due to radiation tolerance and decay heat issues associated with <sup>131</sup>I. Due to the short  $t_{1/2}$  of <sup>131</sup>I, it is most relevant in nuclear accident scenarios or in applications where it is directly released from nuclear fission and requires a short-term solution, *e.g.*, within the headspace of a molten salt reactor (MSR).

Among the options for radioiodine capture, the majority can be classified as either liquid scrubbing approaches or solid sorbent approaches. The most commonly discussed liquid scrubbing options are aqueous caustic scrubber solutions<sup>3–8</sup> whereby iodine entering the solution is converted into an ionic form. Other liquid scrubbing options include Iodox,<sup>9,10</sup> Mercurex,<sup>9,11,12</sup> and electrolytic scrubbing,<sup>13,14</sup> which are discussed in previous reviews.<sup>8–10,15</sup> For solid sorbents, the primary materials studied include metal-functionalized or metal-containing porous substrates (*e.g.*, zeolites, silicic acid, alumina, aerogels, xerogels, metal organic frameworks or MOFs),<sup>10,16–40</sup> but materials such as activated carbon have also been examined.<sup>41–43</sup> The primary difference between the metal-functionalization and metal-containing (or metal-loaded) descriptors is that metal functionalization is where the metals are loaded onto the surfaces of a scaffold or into pores/channels of a porous material (*e.g.*,  $\text{Ag}^+$  added to thiol tethers on the surfaces and then reduced to  $\text{Ag}^0$  as is done with Ag-functionalized silica aerogel),<sup>25</sup> whereas an example of metal

<sup>a</sup> Pacific Northwest National Laboratory, Richland, WA, USA.

E-mail: brian.riley@pnnl.gov; Tel: +1 509 372-4651

<sup>b</sup> National Nuclear Laboratory, Sellafield, Cumbria, UK.

E-mail: joshua.r.turner@uknml.com

<sup>c</sup> Oak Ridge National Laboratory, Oak Ridge, TN, USA<sup>d</sup> University of Nevada Reno, Reno, NV, USA† This manuscript has been authored in part by UT-Battelle, LLC, under contract DE-AC05-00OR22725 with the US Department of Energy (DOE). The US government retains and the publisher, by accepting the article for publication, acknowledges that the US government retains a nonexclusive, paid-up, irrevocable, worldwide license to publish or reproduce the published form of this manuscript, or allow others to do so, for US government purposes. DOE will provide public access to these results of federally sponsored research in accordance with the DOE Public Access Plan (<http://energy.gov/downloads/doe-public-access-plan>).

‡ Electronic supplementary information (ESI) available. See DOI: 10.1039/d4ma00266k



containing would be the metal node of a MOF. The functionalization process can include tethers between the scaffold and the getter, which is described below in more detail (see Section 7, Sorbent functionalization). It should also be noted that “metal” does not necessarily mean the element is at zero-valent charge and could also refer to ionic forms. Covalent organic frameworks (COFs),<sup>44–46</sup> MOFs,<sup>38–40,47</sup> and porous organic polymers (POPs)<sup>48–50</sup> will not be discussed here in detail as they have been discussed elsewhere, but are mentioned to provide a broader list of options for readers.

The capture processes by which solid sorbents can immobilize a species or series of species can be thought of in terms of size exclusion mechanisms (molecular sieving), weak physical interaction mechanisms (physisorption), stronger chemical bonding capture mechanisms (chemisorption), or mixtures of these. The size exclusion mechanism is often referred to as a molecular sieving approach whereby species with sizes too large to fit through pores in a sorbent are not allowed through due to size restrictions; species that are small enough can enter into the sorbent where they can remain stationary. The weak physical mechanism is referred to as physisorption whereby interactions like van der Waals forces can hold an adsorbate to the surfaces of a sorbent. Species that are physisorbed can often desorb with small changes to the loaded sorbent like minimal heating.<sup>51</sup> The chemical bonding capture mechanism is referred to as chemisorption, which is notably stronger than physisorption, whereby chemical bonds are made between the adsorbate and the sorbent.

For metal-containing and metal-functionalized sorbents, iodine is often captured by a chemisorption process by which the metal reacts with the iodine species to form a stable metal-iodide compound ( $MI_x$ ). The most commonly studied metal for the chemisorption-type solid sorbent for iodine capture is silver (*e.g.*,  $Ag^+$ ,  $Ag^0$ ), but other metals have been demonstrated and show promise, such as  $Cu$ <sup>52–56</sup> and  $Bi$ .<sup>56–61</sup> Silver-based materials have also been the most widely implemented chemisorption-type solid sorbent options in various nuclear facilities across the world including in the U.S., France, Russia, United Kingdom, Italy, and Germany.<sup>62</sup>

For activated carbon, iodine capture often occurs primarily through physisorption<sup>51,63</sup> with chemisorption achieved through impregnation or functionalization with organic species that enable binding with iodine within a specific form.<sup>64</sup> As discussed later in the article, the different physical and chemical properties of the various forms of iodine present within nuclear-related processes dictate the sorption mechanism. Since the sorbent could be operated under a variety of conditions (including temperature, incoming gas flowrates, sorbate speciation and concentrations) or stored for an extended time period before processing, some of these conditions can result in release of physisorbed iodine before or during transformation into a waste form suitable for disposal. This is why chemisorption-type sorbents are generally preferred over physisorption-type sorbents.

Literature reviews of radioiodine capture technologies have been given in recent works.<sup>10,59,62,65–69</sup> Materials capturing iodine in different forms through physisorption or a mixture

of chemisorption and physisorption have also been studied and reviewed elsewhere.<sup>50,70</sup> Instead of these approaches, while related, this review intends to fill the need to discuss the various categories that must be considered when designing a solid sorbent for radioiodine capture in realistic conditions and is a more detailed extension to other recent reviews.<sup>71,72</sup> Additional unique aspects of this review are the discussion regarding realistic processing environments and updated waste form options based on more recent published works.

At a minimum, iodine solid sorbents should be designed considering the following categories (or features), which are summarized in Fig. 1 and below in the following sections as follows: (a) target analyte in the off-gas environment (see Section 2; Fig. 1a), (b) sorbent requirements (see Section 3; Fig. 1b), (c) getter selection (see Section 4; Fig. 1c), (d) scaffold selection (see Section 5; Fig. 1d), (e) getter addition (see Section 6; Fig. 1e), (f) sorbent functionalization (see Section 7; Fig. 1f), (g) sorbent loading (see Section 8; Fig. 1g), and (h) waste form options for loaded materials (see Section 9; Fig. 1h). Within these general categories, several subcategories exist for preferred criteria/features that should also be considered. While the following sections each focus on one of the general categories listed above, due to the interrelationships of these categories, several sections overlap with other sections and the reader will be referred to other sections at times for additional information.

## 2. Target analyte in the off-gas environment

As mentioned in Fig. 1a, several different aspects need to be considered when attempting to capture a target analyte from a stream of interest. Considering iodine capture specifically, aspects to evaluate include the form of iodine (*e.g.*, inorganic, organic), whether oxidizing conditions are present, the temperature of the stream, and the acidic vapor content of the stream.

### 2.1. Forms of iodine and selectivity

Considering the target analyte, changes to the sorbent could be required if the iodine form is inorganic (*e.g.*,  $I_2$ ,  $ICl$ ) versus organic [*e.g.*,  $CH_3I$ ,  $CH_3(CH_2)_xI$  where  $x = 1–11$ ],<sup>73</sup> as capture performances might not necessarily be consistent between these different scenarios. The getter metal selection (discussed in Section 4, Getter selection) is a critical step in sorbent design because different metals will behave differently in changing conditions. The kinetics of reactions between different metals and various forms of iodine are dissimilar, as well as the iodine loading capacities, which are closely related to the metal oxidation state in the metal-iodide compound ( $MI_x$ ). Also, loading capacities for chemisorbing sorbents are not directly tied to the original speciation because that speciation is changed by chemisorption processes.

To assess competitive gas adsorption on surfaces, calculations with the ideal adsorbed solution theory (IAST) can be used with single-component isotherms as well as Henry's Law where



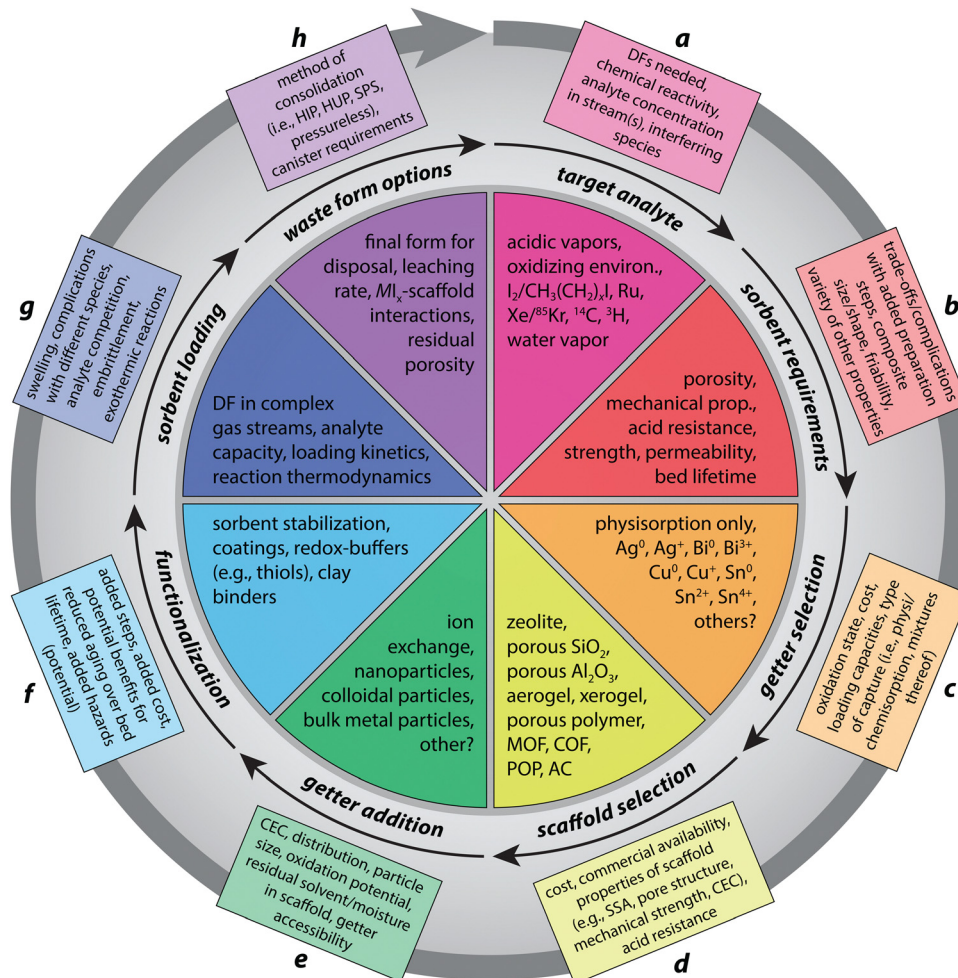


Fig. 1 Description of solid sorbent design categories to consider including (a) target analyte in the off-gas environment (Section 2), (b) sorbent requirements (Section 3), (c) getter selection (Section 4), (d) scaffold selection (Section 5), (e) getter addition (Section 6), (f) sorbent functionalization (Section 7), (g) sorbent loading (Section 8), and (h) waste form options for loaded materials (Section 9). More details are provided below for these different categories.

the concentration of the dissolved gas ( $C$ ) is equal to the product of the Henry's Law constant ( $k_H$ ) and the partial pressure ( $P$ ) of the gas. The selectivity of a sorbent towards the target analyte ( $a$ ) over a competing species ( $b$ ) is defined in eqn (2) as  $S_{a,b}$ , where  $x_a$  and  $y_a$  denote the mole fractions of species  $a$  and  $b$ , respectively, in the adsorbed phase, and  $x_b$  and  $y_b$  are the mole fractions of species  $a$  and  $b$  in the bulk phase, respectively. This property and associated requirements will influence the preprocessing steps required to purify the stream, separate chemical species that might interfere, and determine the target element concentration compared to undesired elements.

$$C = k_H \cdot P \quad (1)$$

$$S_{a,b} = \left( \frac{x_a/y_a}{x_b/y_b} \right) \quad (2)$$

## 2.2. Highly oxidizing conditions

Some off-gas systems will create highly oxidizing environments and these conditions can accelerate aging of a sorbent

(e.g., convert  $\text{Ag}^0$  to  $\text{AgNO}_3$ ). Sorbent performance (i.e., “shelf life”) under oxidizing conditions is often assessed in aging studies.<sup>20,74</sup> Examples of oxidizing species include  $\text{O}_{2(g)}$ ,  $\text{NO}_{(g)}$ , and  $\text{NO}_{2(g)}$ . Another example is advanced voloxidation used in nuclear fuel recycling, where upwards of 40%  $\text{NO}_2$  (in air) could be present along with the volatile and semi-volatile fission products.<sup>75</sup> These fission products will include iodine isotopes in the form of  $\text{I}_{2(g)}$ ,  $^3\text{H}_{2(g)}$  (tritium) associated with  $\text{NO}_x$ ,  $^{14}\text{C}$  in the form of oxides, and various isotopes of Xe and Kr (noble gases).<sup>76</sup>

The main goals of voloxidation are two-fold.<sup>75,77</sup> First, it can be used to volatilize tritium and  $^{129}\text{I}$  from the used fuel with high enough efficiency so that these can be captured in the voloxidation gas stream to meet regulatory requirements and eliminate the need to manage or capture the remaining tritium and iodine that contaminate downstream dissolution and separation processes and waste streams. While this is likely possible with tritium, it remains unproven for iodine. Second, it can make the used fuel easier to dissolve by chemically separating it from cladding, oxidizing or nitrating the fuel,



and chemically pulverizing the fuel. In particular, the capture of iodine and  $^3\text{H}_2(\text{g})$  released during voloxidation and subsequent capture on functionalized zeolites has been studied for mitigation of gas release during fuel recycling.<sup>78</sup> The capture of iodine on Ag-based sorbents is complicated by the reaction of  $\text{Ag}^0/\text{Ag}^+$  with the  $\text{NO}_2$  recirculating through the voloxidation reactor.<sup>79</sup>

These discussion points and experiment results emphasize that the stability of the sorbents will need to be tested under conditions of each specific process to which they are being applied. Alternatively, preprocessing strategies could allow the sorbents to maintain their performance. Examples of this include capturing  $\text{NO}_2$  from the off-gas upstream of the Ag-functionalized sorbent bed or destroying it using selective catalytic reduction with  $\text{NH}_3$  and a catalyst.<sup>80</sup> Two additional examples that can degrade sorbent performance due to how they oxidize metal getters in sorbents include  $\text{H}_2\text{O}$  and  $\text{HNO}_3$  (described in Section 2.4 below).

### 2.3. High-temperature conditions

Some off-gas applications will require that sorbents be functional at high to very high temperatures such as in the case of voloxidation ( $T \approx 450\text{--}600\text{ }^\circ\text{C}$ )<sup>75</sup> and MSR off-gas streams ( $T > 400\text{ }^\circ\text{C}$ ).<sup>81</sup> Although MSRs operate at  $T > 600\text{ }^\circ\text{C}$ , the off-gas will be cooler, especially if decay heat is removed by a 2-day hold up at the front end of the off-gas system.<sup>81,82</sup> The off-gas byproducts of MSRs constitute the pressure boundary of the reactor and thus will be exposed to volatile fission products as well as aerosols of salt materials; additional information on MSR-specific off-gas capture requirements and concepts are provided elsewhere.<sup>81–83</sup> This complex mixture will require several stages of filtration to confine the fission products until they can be safely contained for disposal or reuse; an example of the latter is  $^{85}\text{Kr}$ .<sup>84</sup> The primary Xe radioisotopes (*i.e.*,  $^{133}\text{Xe}$ ,  $^{133\text{m}}\text{Xe}$ ,  $^{135}\text{Xe}$ ,  $^{135\text{m}}\text{Xe}$ ,  $^{137}\text{Xe}$ ,  $^{139}\text{Xe}$ ) are sufficiently short lived (days to seconds),<sup>82</sup> so that after  $\approx 3$  months, they could be released into the environment.

Due to the  $^{129}\text{I}$  present, within the U.S., iodine must be trapped in the off-gas system prior to release to the environment.<sup>85</sup> Standard filtration can be used, such as trapping on NaF sorbents. Novel approaches, such as a molten hydroxide scrubber<sup>86</sup> (see example in Fig. S1, ESI $^\ddagger$ )<sup>82,87</sup> have been proposed that may alleviate the potential for clogging of a solid sorbent bed by removing particulates, mists, and aerosols upstream of the solid sorbents; this requirement poses a drawback for solid sorbents. A device such as a molten hydroxide scrubber would allow for the capture of iodine, along with other acidic gases that will evolve from the chloride-based or fluoride-based MSR. Entrained aerosols and the gases would flow through the scrubber within the cover case in the opposite direction to the liquid hydroxide eutectic. The wetted interior surface area is increased by a highly porous packed bed, facilitating uptake of gases and trapping of particles. A prototype of the molten hydroxide scrubber has been tested and an additional test of a small-scale device with recirculating NaOH-KOH is planned with a photograph of the prototype scrubber shown in Fig. 2. The chemistry of the iodine in the scrubber has



Fig. 2 Molten hydroxide (NaOH-KOH eutectic) showing interior before insulation. The external salt storage tank is shown on the left. This figure was modified from the original by McFarlane *et al.*<sup>89</sup> and reprinted with permission.

been studied by Raman and Fourier transform infrared spectroscopies and shows that the iodine would be captured as an  $\text{IO}_3^-$  species.<sup>88</sup> The development of this device is in an early stage and fundamental questions remain. For instance, the potential effect of radiolysis on iodine speciation has not been tested, and thus, this device would need to be coupled downstream with a trap that could remove residual halides (*i.e.*, using a solid sorbent bed) along with any  $\text{H}_2\text{O}$  or products of radiolysis evolved from the scrubber. Other considerations include the residual carbonate and residual  $\text{H}_2\text{O}$  in the molten salt eutectic and their interaction with  $\text{I}_2$  and other acidic gases.<sup>88</sup>

### 2.4. Acidic conditions

Many nuclear process off-gas streams can contain acids of different types. Highly acidic vapors in off-gas environments can degrade (chemically attack) a sorbent as well, which can result in scaffold degradation and/or loss of sorbent performance.<sup>10,90</sup> Acids include  $\text{HNO}_3$  that evolves from fuel dissolution during reprocessing as well as HF, HCl, and HI. Although a lower concentration of  $\text{HNO}_3$  is expected to have a lesser impact on Ag-functionalized materials than in  $\text{NO}_2$  voloxidation, it still has been highlighted as a potential concern.<sup>72,79</sup> Small amounts of  $^3\text{HCl}$  and  $^3\text{HF}$  can be liberated from MSRs into the off-gas stream during operation. In the case of MSRs, iodine



will most likely react with the most abundant halide in the salt mixture, producing  $\text{ICl}^{91}$  or  $\text{IF}_x$  ( $x = 5, 7$ )<sup>92</sup> in the off-gas rather than  $\text{I}_{2(\text{g})}$ . Cations, such as Cs, will remain in the salt.<sup>93</sup>

Note that acidic gases can also be generated during salt purification for molten salt reactors, which, in the case of chloride-based salts, often uses carbochlorination to remove water.<sup>94</sup> The hydrogen from the stripped  $\text{H}_2\text{O}$  molecules reacts with  $\text{Cl}^-$  to generate volatile  $\text{HCl}_{(\text{g})}$ . For fluoride salt purification, HF in excess is passed through the system, again reacting with residual  $\text{OH}^-$  and  $\text{H}_2\text{O}$ .<sup>95</sup> In the laboratory, these gases are removed by bubbling them through  $\text{NaOH}_{(\text{aq})}$  traps; however, the processing of salt for the reactor prior to irradiation will not generate iodine.

Many of the passive substrates utilized in the current generations of advanced off-gas sorbents for halide capture are silica based, which would be readily attacked by HF vapors, specifically. However,  $\text{CaCO}_3$  or  $\text{Na}_2\text{CO}_3$  are possible halide traps, as is soda lime. The  $\text{I}_{2(\text{g})}$ ,  $\text{ICl}_{(\text{g})}$ , and  $\text{IF}_{x(\text{g})}$  ( $x = 5$  or  $7$ ) species should also be sorbed along with the residual acidic gases.<sup>96</sup> Innovative ways of removing halides include counterflowing liquid systems or a metal filter/trap such as Cu for scrubbing  $\text{Cl}_{2(\text{g})}$  (as  $\text{CuCl}_2$ ) and  $\text{I}_{2(\text{g})}$  (as  $\text{CuI}$ ).<sup>97</sup> Sorbents, such as a formaldehyde polymerizer, have been used to absorb HF residue in shielded facilities.<sup>98</sup> However, these sorbents are unlikely to be robust towards radiolysis and the solid cake that forms may plug an off-gas filter; thus, these may be inappropriate for such an off-gas system.

In early work looking at silver zeolites, researchers noted that many were not acid resistant. One material in particular

that worked well for high-acid streams was Norton Zeolon,<sup>10</sup> which was a large-pore mordenite (LPM), defined by the effective aperture (0.8 nm),<sup>99</sup> loaded with Ag (AgZ). When Norton Company went out of business, IONEX Corporation purchased the LPM inventory, but now that this stock has been depleted and other natural feedstocks for these materials have been difficult to locate (as of 2024).<sup>100</sup> Thus, it is likely that current acid-resistant mordenites will require replacement with a new material (e.g., a new zeolite), unless additional natural stores are located.<sup>100</sup> This shortage of the commercial AgZ supply was one of the drivers for this paper: to help identify the necessary boxes to check when designing a new iodine sorbent from scratch.

### 3. General sorbent requirements

As mentioned in Fig. 1b, several requirements must be met for implementing these different capture technologies and Table 1 provides a summary of these criteria. The criteria fall into wide ranges of subcategories, including stability (*i.e.*, radiation, mechanical/robustness, thermal, chemical), performance (*e.g.*, capacity, reactivity, regeneration ability, pressure drop), physical properties (*e.g.*, specific surface area or SSA, specific heat capacity, thermal conductivity, bulk density), and ease of implementation (*e.g.*, process complexity, energy consumption, environmental safety and health concerns associated with the sorbent, and commercial availability). Additional criteria not

Table 1 Summary of capture media criteria and metrics.<sup>72,101</sup>

Category	Property <sup>a</sup>	Abbrev.	Property unit	Desired trend
Stability	Radiation stability	$S_{\text{rad}}$	% $D_{\text{rad}}$ (in mass%)	High (low % $D_{\text{rad}}$ )
	Mechanical stability/robustness	$S_{\text{mech}}$	% $D_{\text{mech}} < 50 \mu\text{g m}^{-3}$	High (low % $D_{\text{mech}}$ )
	Thermal stability	$S_{\text{therm}}$	% $D_{\text{therm}}$	High (low % $D_{\text{therm}}$ )
	Chemical stability	$S_{\text{chem}}$	% $D_{\text{chem}}$	High (low % $D_{\text{chem}}$ )
Performance	Saturation capacity	SC	$\text{mol m}^{-3}$ , $\text{g g}^{-1}$ , or $\text{mg g}^{-1}$	High
	Selectivity for target analyte(s)	$S_{\text{a,b}}$	mole frac., mass frac.	High
	DF for sorbent-analyte system	DF	$[I_{\text{a}}]/[I_{\text{b}}]$ (unitless)	High
	Reactivity (compatibility)	$R$	—	Depends
	Regeneration ability	—	$N_{\text{reg}}$	High
	Co-adsorbed species (potential)	—	$\text{mol kg}^{-1}$	Low
	Flexibility and pretreatment	—	—	High
	Pressure drop across bed	$P_{\text{d}}$	$\text{Pa m}^{-1}$	Low
	Bed volume	$V_{\text{bed}}$	$\text{m}^3$	Low
Physical properties	Specific surface area	SSA	$\text{m}^2 \text{g}^{-1}$	Medium-High
	Specific heat capacity	$c$	$\text{J kg}^{-1} \text{K}^{-1}$	Depends <sup>c</sup>
	Thermal conductivity	$k$	$\text{W m}^{-1} \text{K}^{-1}$	High
	Bulk density	$\rho_{\text{b}}$	$\text{kg m}^{-3}$	High
Ease of implementation	Process complexity	—	—	Low
	Energy consumption	—	$\text{kW mol}^{-1}$	Low
	Environmental safety and health	—	<sup>b</sup>	Low
	TRL of sorbent system	TRL	—	Medium to High
	Commercial availability	—	—	High
	Time to commercialization	$t_{\text{c}}$	years	Low
	Cost of sorbent material	—	$\text{\$ kg}^{-1}$ , $\text{\$ m}^{-3}$	Low
	Operating cost	—	$\text{\$ Ci}^{-1}$	Low

<sup>a</sup> TRL denotes technology readiness level; DF denotes decontamination factor; reactivity denotes the sorbent reacting with the analyte but also with other contaminants in the stream. <sup>b</sup> This pertains to regulations for storage, handling, disposal, and implementation of material based on Environmental Protection Agency (EPA) [e.g., Resource Conservation and Recovery Act or RCRA102 elements including Ag, As, Ba, Cd, Cr, Hg, Pb, and Se] and National Fire Protection Association (NFPA) ratings. <sup>c</sup> In most conditions, low specific heat capacity would be preferred as materials with high specific heat capacity could result in overheating of (or prevent heat removal from) the sorbent bed.



included in Fig. 1 but discussed in previous reviews<sup>72,101</sup> are listed Table 1 and described briefly within this section.

### 3.1. Sorbent stability

The stability of the sorbent system is essential to consider from several vantage points including radiation stability ( $S_{\text{rad}}$ ), mechanical stability ( $S_{\text{mech}}$ ; robustness and resistance to particle attrition), thermal stability ( $S_{\text{therm}}$ ), and chemical stability ( $S_{\text{chem}}$ ), all of which can be quantified as the percentage of degradation ( $\%D_i$ ) of the “ $i$ ”-th property over increased sorbent exposure time, *i.e.*,  $\%D_{\text{rad}}$ ,  $\%D_{\text{mech}}$ ,  $\%D_{\text{therm}}$ , and  $\%D_{\text{chem}}$ , respectively. Increased radiation exposure is expected as a sorbent bed is implemented for longer and longer times in a facility, and degradation could introduce unwanted changes into the sorbent compromising performance.

The mechanical stability can be quantified as the amounts of fines generated in the sorbent bed system, *i.e.*,  $<420 \mu\text{m}$  with losses to the off-gas stream of  $<50 \mu\text{g m}^{-3}$ .<sup>72</sup> Mechanical attrition of the sorbent bed can be caused by several things including high volumes of gas entering the sorbent bed (causing high or variable  $P_d$ ), vibrations within the sorbent bed, volumetric (density) changes between the unloaded and loaded sorbent, and unexpected fines entering into the sorbents. One of the biggest trade-offs regarding sorbent mechanical integrity is increased particle attrition with increased SSA where more porous sorbents can be less mechanically robust. The chemical stability can vary significantly for a given sorbent in different conditions (*e.g.*, oxidizing streams, acidic streams) where performance drops can be observed after sorbent aging.<sup>20,25,74,102–104</sup> Several of these concepts were discussed previously in Section 2 (Target analyte in the off-gas environment).

Thermal stability of the sorbent bed system can be an issue if the  $\text{MI}_x$  compound formed after iodine loading has a low boiling temperature ( $T_b$ ) near to that of the off-gas capture process (*i.e.*,  $\text{SnI}_4$ ) or if the  $\text{MI}_x$  compound is reactive with other materials present in the system. Also, the thermal stability of the base sorbent material, disregarding the active gettering species (*e.g.*,  $\text{Ag}^+$ ,  $\text{Ag}^0$ ), has to be considered within this category as some scaffolds (*e.g.*, aerogels, xerogels) might collapse at  $T > 200 \text{ }^\circ\text{C}$ , where MSR off gas scrubbing systems could be in operation.

One of the most important aspects of chemical stability has to do with the performance of the sorbent in streams contaminated with species that are well known to degrade sorbent performance such as highly oxidizing gases (*e.g.*,  $\text{NO}_x$ ) and acidic species (*e.g.*,  $\text{HNO}_3$ ,  $\text{HCl}$ ); these concepts were discussed in previous sections (see Section 2, Target analyte in the off-gas environment). Another term to consider within the context of the  $S_{\text{chem}}$  parameter is the reactivity of the sorbent. However, the difference with this parameter has to do with the measure of the reactivity between the sorbent and the materials of construction as well as other off-gas stream components.

### 3.2. Sorbent performance

Sorbent performance covers a wide range of different metrics including capacity, selectivity, decontamination factor (DF),

reactivity, flexibility, pressure drop, and bed volume. The selectivity concept was described in Section 2.1 (Forms of iodine and selectivity). The concept of sorbent loading is often discussed in terms of the mass of loaded iodine ( $m_I$ ) per mass of initial sorbent ( $m_s$ ) (*i.e.*,  $m_I m_s^{-1}$ ), usually reported as  $\text{mg g}^{-1}$  or  $\text{g g}^{-1}$ ; this is described in more detail in Section 5.2 (Active scaffolds). The DF concept is described in more detail below in Section 8 (Sorbent loading).

Another important aspect to consider is the regeneration ability of the sorbents, especially in cases where significant cost savings could be realized. Moving iodine from an Ag-based sorbent over to something less expensive and with higher loading would also likely save on storage costs in a repository. If the sorbent system could be regenerated in place without being removed from the off-gas capture facility, that would also be of interest. In a study by Thomas *et al.*,<sup>19</sup>  $\text{I}_{2(\text{g})}$  saturation tests were conducted with NaX, AgX, PbX, and CdX to evaluate the maximum iodine concentrations under static loading conditions at  $150 \text{ }^\circ\text{C}$  in sorbent beds with a face velocity of  $1 \text{ cm s}^{-1}$ . After the loading tests, the sorbent beds were weighed and then purged with air (in the absence of iodine) for up to 120 h at  $150 \text{ }^\circ\text{C}$  until a constant mass was obtained. These results show large variations in the chemisorbed fraction between the different materials with the AgX being the best performer (Table 2). It also shows that the total iodine mass loadings were very similar for AgX, CdX, and NaX. The PbX showed a much lower total loading with nearly all mass gains being attributed to physisorption-type capture processes, whereby iodine was loosely bonded and readily released.

In the study by Thomas *et al.*,<sup>19</sup> the PbX was demonstrated as an ineffective sorbent for  $\text{I}_{2(\text{g})}$ , but it was evaluated as a sorbent for  $\text{HI}_{(\text{g})}$  that was removed from AgZ through a 100%  $\text{H}_{2(\text{g})}$  purge at  $500 \text{ }^\circ\text{C}$  and captured on PbX at an optimal temperature of  $100\text{--}150 \text{ }^\circ\text{C}$ .<sup>10</sup> The reactions are shown below in eqn (3) and (4) and provide several advantages to using AgZ as the sole sorbent: (1) it allows for utilization of Ag-based sorbents for the primary capture process, which perform well in acidic environments, (2) it allows for final storage on a less expensive (*i.e.*, Pb vs. Ag) and higher loaded (*i.e.*,  $317\text{--}408 \text{ mg g}^{-1}$  on PbX vs.  $\sim 113\text{--}137 \text{ mg g}^{-1}$  on AgZ) sorbent with good chemical durability (see Section 9, Waste form options), and (3) it provides an opportunity for AgZ recycle.<sup>10,19,105</sup> These steps could mini-

**Table 2** Static iodine loading results for ion-exchanged faujasite X sorbents at  $150 \text{ }^\circ\text{C}$  including physisorbed mass, chemisorbed mass, and total mass gain as well as the dry density ( $\rho_d$ ) and  $\text{I}_{2(\text{g})}$  absorption efficiency on a mass basis ( $m\%$ ) in 8.5% water vapor at  $100 \text{ }^\circ\text{C}$  ( $\text{AE}_{100 \text{ }^\circ\text{C}}$ )<sup>19</sup>

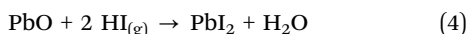
Sorbent	Saturated ( $\text{mg g}^{-1}$ )	Physisorbed ( $\text{mg g}^{-1}$ )	Chemisorbed ( $\text{mg g}^{-1}$ )	$\rho_d$ ( $\text{g cm}^{-3}$ )	$\text{AE}_{100 \text{ }^\circ\text{C}}$ ( $m\%$ )
AgX	349	135	214	0.85	—
CdX	374	329	45	0.71	99.992%
CuX	—	—	—	—	4.96%
NaX	364	334	30	0.85	80.69%
PbX	179	153	26	0.61	56.88%
ZnX	—	—	—	—	4.17%





Fig. 3 Process flow diagram showing an AgZ + PbX from Thomas *et al.*<sup>19</sup> showing how the process has an  $I_{2(g)}$  load mode and a regeneration mode where the iodine-loaded AgZ bed is heated under an  $H_{2(g)}$  purge.  $HI_{(g)}$  comes off and reacts with a PbX bed to form  $PbI_2$  [see eqn (4)] for disposal, and recycling the regenerated AgZ bed. This drawing was modified from the original by Thomas *et al.*<sup>19</sup>

mize the overall waste requiring disposal. The utilization of an Ag-based primary sorbent is ideal because Ag is well known to tightly chemisorb iodine and the AgZ zeolite sorbent does well in acidic gas conditions.<sup>10</sup> The preliminary design of this bed is to have parallel sets of AgZ + PbX beds where one bed set could be regenerated while the other one was in use. In this process, which is shown in Fig. 3, chemisorbed I (*i.e.*, as AgI) would come off as HI and react with the PbX to form  $PbI_2$ . Also, the kinetics of iodine removal from AgZ was noted as being  $10\times$  faster than the iodine capture kinetics from typical dissolver off-gas conditions. The authors noted the improved effect of  $I_{2(g)}$  capture when the Ag was reduced from the as-made material to  $Ag^0$  from  $69\text{ mg g}^{-1}$  to  $124 \pm 17\text{ mg g}^{-1}$ .<sup>10</sup> The regeneration process for  $Ag^0Z$  showed good  $I_{2(g)}$  capture afterwards for the first eight cycles ( $117\text{--}140\text{ mg g}^{-1}$ ) with performance drops after the eighth cycle ( $90\text{--}100\text{ mg g}^{-1}$ ).



In a study by Maeck *et al.*,<sup>16</sup> a comparison between AgX and PbX showed significant changes in the adsorption efficiencies of elemental iodine at a function of bed temperature. While PbX was not effective at capturing  $\text{CH}_3\text{I}$ , experimental results showed that 97% of the  $I_{2(g)}$  was captured with PbX at relative humidities (RH) up to 90% when beds were at elevated temperatures tested up to  $60\text{ }^\circ\text{C}$  (see Fig. 4). The higher the bed temperatures, the better the PbX performed, and this was attributed to the increase in the reaction rate rather than the reduction in the RH within the packed bed. The proposition of the authors was to apply their gained knowledge to implement a multi-sorbent bed where Ag-zeolites could be used to capture organic iodide (*e.g.*,  $\text{CH}_3\text{I}$ ) and the less expensive option of Pb-zeolite could be used for capture of the elemental iodide, as described above.

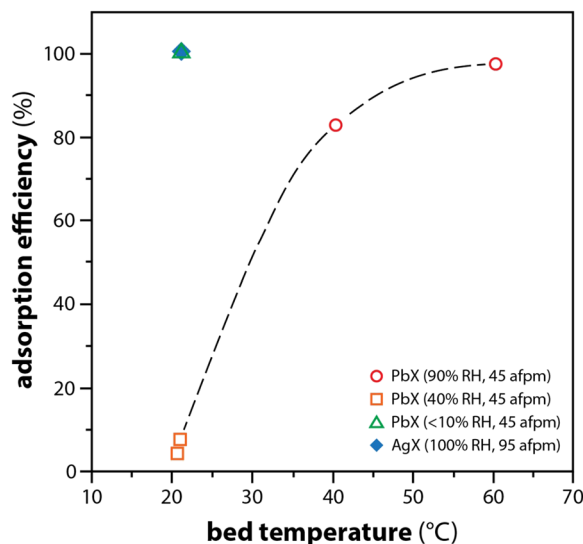


Fig. 4 Comparison of  $I_{2(g)}$  adsorption efficiency as a function of temperature for PbX and Ag. AFPM refers to actual feet per minute (face velocity). This graphic was modified from the original by Maeck and Pence<sup>16</sup> and Staples *et al.*<sup>106</sup>

### 3.3. Physical properties

The SSA of the sorbent is typically reported in  $\text{m}^2\text{ g}^{-1}$  using nitrogen adsorption/desorption isotherms using the Brunauer–Emmett–Teller method.<sup>107</sup> Determining the true SSA value of a sorbent requires that the sorbent be degassed before the measurement, and the optimal time and temperature for the degassing process varies widely from sorbent to sorbent.

The specific heat capacity ( $c$ , in  $\text{J kg}^{-1}\text{ K}^{-1}$ ) is important to consider based on the heat of reaction during the sorbent-loading process. The heat of reaction for iodine capture should be negligible regardless of parameters like  $c$  and  $k$  (see Table 1) unless sorption/desorption of some other species (*e.g.*,  $\text{H}_2\text{O}$ ) are present at much higher concentrations, *e.g.*, in the dissolver off gas (DOG; discussed in Section 8 on Sorbent loading). Materials



with high  $c$  values do not dissipate heat quickly whereas those with low  $c$  values can. Thus, if the heat of reaction generated during sorbent loading generates a lot of heat due to exothermic reactions, it is possible that sorbent systems that have high  $c$  values could further increase the sorbent bed temperature, thus causing unwanted changes to the sorbent system. While these effects might be miniscule at small sorbent bed volumes, in an actual facility, bed volumes could be very large compounding the issue further. The  $k$  (in  $\text{W m}^{-1} \text{K}^{-1}$ ) is also an important consideration that goes along with  $c$ . Higher  $k$  values in the loaded material will allow for the reaction heat to be dissipated faster.

The bulk density ( $\rho_b$ ) is of interest because higher- $\rho_b$  sorbents of equivalent size and shape to lower- $\rho_b$  sorbents occupy less volume in an off-gas sorbent column (with equivalent SSA and SC and other parameters being equal). Thus,  $\rho_b$  needs to be considered both for sorbent bed implementation and the storage volume of the loaded sorbent material.

### 3.4. Ease of implementation

Some solid sorbent materials are already available commercially in large volumes (*e.g.*, silver zeolites, activated carbons) or engineered forms of the precursor materials can be purchased in large volumes for subsequent functionalization (*e.g.*, molecular sieves). On the other end of the spectrum, most sorbent options require a custom synthesis process where base materials are not available commercially [*e.g.*, metal-exchanged aluminosilicate xerogels,<sup>21</sup> polyacrylonitrile (PAN) composites<sup>108,109</sup>]. However, it is possible that some of the more complicated and/or expensive sorbents to produce will show advantages that justify the added requirement of longer lead times and higher fabrication costs. In this regard, additional functionalizations can be added to the sorbent to further improve sorption performance such as acid-resistant or reduction-oxidation (redox)-buffers such as thiol ( $-\text{SH}$ ) groups (see Section 7, Sorbent functionalization).<sup>24,25</sup> It should also be noted here that some applications will require that certain elements not be included in the sorbent to prevent complications during disposal in the U.S. as controlled by the Environmental Protection Agency through the Resource Conservation and Recovery Act (RCRA),<sup>110</sup> which includes Ag, As, Ba, Cd, Cr, Hg, Pb, and Se.

The commercial availability, time to commercialization ( $t_c$ ), cost of sorbent material, and the operating cost of the technology all need to be considered as well. Commercial iodine sorbents are available for various applications and range in cost, particle (or granule) size, volume availability, kinetics of adsorption, environmental stability, temperatures stability, and mechanical stability. In contrast with this, technology readiness levels (TRL) remain low to very low for most sorbent options. In cases where sorbents are commercially available, sorbent cost (*i.e.*,  $\text{\$ kg}^{-1}$  of sorbent,  $\text{\$ m}^{-3}$  of sorbent) and the volume availabilities can vary by several orders of magnitude. Materials that include precious metals (*e.g.*, Ag-based sorbents) tend to cost more than those that do not, and the getter loading can also influence the cost. In cases where sorbent technologies appear very promising, it is possible to commercialize the

materials, but  $t_c$  can vary significantly depending upon several factors. The operating cost of the sorbent technology could include a range of things, including the operating lifetime of the bed (how often it needs to be replaced) and how tight the operating parameter tolerances are for the material (*e.g.*, temperature, competing species).

The TRL level of the sorbent technology is of utmost importance when implementing within a nuclear facility.<sup>111</sup> The TRL chart is shown in Fig. 5 and ranges from TRL-1 (low) to TRL-9 (maximum). Prior to implementation in a nuclear facility, certain metrics are required to be met that include demonstration at different scales (*i.e.*, bench-scale  $\rightarrow$  pilot-scale  $\rightarrow$  full-scale). The cost for each subsequently larger-scale demonstration can increase exponentially and is likely the factor limiting TRL jumps for emerging and promising new technologies.

Additional considerations include sorbent robustness, flexibility and pretreatment, process complexity, energy consumption, and environmental safety and health. The robustness pertains to the variation in operating parameters tolerated without deleterious effects or might be better defined as the tolerance of the sorbent technology to upset process conditions. The flexibility and pretreatment aspects pertain to the range of processing conditions where the technology can be implemented when a wider operating envelope is ideal and less stringent product requirements are required (*e.g.*, pre-purification, narrow temperature operation ranges, changes to the sorbent under varying process conditions). The process complexity pertains to the number and type of control systems



Fig. 5 Technology readiness level (TRL) diagram.<sup>112,113</sup>



and unit operations required to implement the technology, as well as the effects of cost, volume, and footprint of the treatment system on the overall cost of the technology. The energy consumption of system implementation should ideally be as low as reasonably possible. The environmental safety and health impacts of a sorption technology can include many different factors such as the toxicity of sorbent system or production of hazardous chemicals from implementation of the sorbent. Several of the more promising iodine gettering technologies proposed include the use of elements (*e.g.*, Ag, Pb) or compounds (*e.g.*, AgI, PbI<sub>2</sub>)<sup>19</sup> that have disposal restriction requirements in the U.S. EPA under RCRA (40 CFR 261),<sup>110</sup> which was discussed earlier within this section.

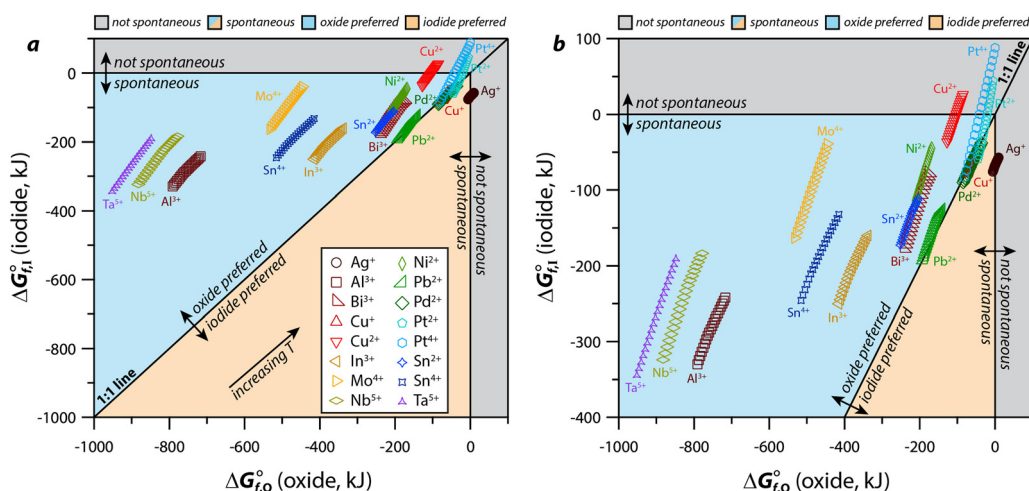
## 4. Getter selection

As mentioned in Fig. 1c, several aspects to getter selection must be considered when designing a sorbent for iodine that include the need for chemisorption, physisorption (for easier desorption), or a combination thereof as well as which metals are desired (for various reasons). After the getter and the support are selected, the method of adding the getter to the support is not a trivial process and requires some engineering. While some commercially available Ag-containing sorbents require ion exchange processes (*e.g.*, IONEX Ag-400 AgX),<sup>114</sup> others are likely produced using easier methods, including soaking the porous substrate in Ag-containing solutions (such as aqueous AgNO<sub>3</sub> solution) and then drying, *e.g.*, Ag-loaded silica (*e.g.*, Ag-KTB, Ag-KTC)<sup>10,15,19,115,116</sup> and Ag-loaded alumina (*i.e.*, Clariant AC-6120).<sup>15,37,117,118</sup> It is plausible to utilize similar processes to load these same base supports with different metals using different metal salts. However, for

sorbents where the getter metal is incorporated into the sorbent structure through a process of ion exchange and/or surface functionalization, the overall process can quickly become more time consuming, more costly, and generate more waste. Examples of this are preparing metal-exchanged zeolites or loading metal nanoparticles onto porous and passive substrates,<sup>21,22,55,119,120</sup> which can require several steps.

### 4.1. Thermodynamics considerations and general properties of MI<sub>x</sub> compounds

For an MI<sub>x</sub> compound to form under the conditions of the desired application(s), the thermodynamic requirements must be met including a favorable Gibbs free energy of formation ( $\Delta G_f$ ) in comparison to the formation of alternative compounds [*e.g.*, metal oxides (MO<sub>y</sub>), other M-halides]. Considering MI<sub>x</sub> compounds that show spontaneous formation probabilities (*i.e.*,  $\Delta G_f < 0$ ), the formations of the equivalent MO<sub>y</sub> complexes are often even more spontaneous (*i.e.*,  $\Delta G_{f,MO_y} < \Delta G_{f,MI_x}$ ) under the relevant conditions and, actually, very few elements show the opposite (*i.e.*,  $\Delta G_{f,MO_y} > \Delta G_{f,MI_x}$ ) as summarized in Fig. 6. Several that do show the relationship of  $\Delta G_{f,MO_y} > \Delta G_{f,MI_x}$ , even if only at some temperatures in the range of 25–500 °C, include many that would not be plausible to implement in an actual capture process: lanthanides (*i.e.*, Eu<sup>2+</sup>) due to costs, alkalis (*i.e.*, Na<sup>+</sup>, K<sup>+</sup>, Rb<sup>+</sup>, Cs<sup>+</sup>) and alkaline earths (*i.e.*, Ba<sup>2+</sup>, Sr<sup>2+</sup>) due to reactivity and water solubility of MI<sub>x</sub> compound, hazardous metals (*e.g.*, Ag<sup>+</sup>, Ba<sup>2+</sup>, Hg<sup>+</sup>, Hg<sup>2+</sup>, Pb<sup>2+</sup>, Tl<sup>+</sup>) due to disposal restrictions, and precious metals (*e.g.*, Pd<sup>2+</sup>, Pt<sup>2+</sup>, Pt<sup>4+</sup>) due to costs.<sup>121,122</sup> Even though the formation of a given MI<sub>x</sub> compound might be spontaneous, it is unclear whether or not this would form in the presence of oxygen in the stream. It is possible that the MI<sub>x</sub> compound could form through modification of the



**Fig. 6** Comparison of Gibbs free energy of formation for metal oxides ( $\Delta G_{f,o}^\circ$ ) and metal iodides ( $\Delta G_{f,i}^\circ$ ) based on thermodynamic data from HSC Chemistry including the (a) the full data range and (b) the magnified data range based on where the data fall. The oxidation states chosen for this graphical representation are based off those available in the software for the base metal of interest. The 45° line represents the boundary between the preference of formation of the oxide over the iodide (above the line) or formation of the iodide over the oxide (below the line); these preferences are based on a lower Gibbs value for one species or the other. For all species, data is presented for multiple temperatures ( $T = 25\text{--}500\text{ }^\circ\text{C}$ ) where the higher temperatures are upwards and towards the right. These figures were modified from the originals and reprinted with permission from Riley *et al.*<sup>121</sup> and Riley *et al.*<sup>122</sup> Copyright 2020 and 2021 American Chemical Society.



capture environment. Also, just because an element is hazardous, does not preclude it from being considered if the  $MI_x$  compound (e.g.,  $PbI_2$ )<sup>10</sup> passes the toxicity characteristic leaching procedure.<sup>12,3</sup> Finally, the formation of an  $MO_xI_y$  compound (e.g.,  $AgIO_3$ ,  $BiOI$ ) might also be favored after initial capture as  $MI_x$  due to long-term stability, which is discussed more in Section 4.2 (Physical and chemical properties).

#### 4.2. Physical and chemical properties (unloaded and loaded)

Another aspect to consider for implementing a specific getter metal onto (or into) a support for demonstrating iodine capture includes evaluating the properties of the metal and the intended  $MI_x$  (or  $MI_xO_y$ ) compound that will form under the expected conditions. The main properties of interest in this category include some physical properties of both the metal (M) and the  $MI_x$  compound, such as the melting temperatures [*i.e.*,  $T_{m(M)}$ ,  $T_{m(MI_x)}$ ], boiling temperatures [*i.e.*,  $T_{b(M)}$ ,  $T_{b(MI_x)}$ ] (volatility), and hygroscopicity. The list also includes the molar ratio of I:M in the  $MI_x$  compound (*i.e.*,  $MI_x = xI/M$ , e.g.,  $TaI_5$  is 5), which drastically affects the overall waste loading in the final material so it can have a large impact on other properties down the line.

Examples of several  $MI_x$  compounds (including  $BiOI$ ) are summarized in Fig. 7 based on the  $I/M^{n+}$  molar ratio and the iodine concentration in the  $MI_x$  compound. This graphical representation shows which getters have been evaluated extensively, moderately, and those that are still in need of additional exploration, but they are ordered in terms of the total mass capture capacity based solely on the  $MI_x$  compound where the addition of a support or scaffold only dilutes the iodine loading potential. The use of metals that have a higher I:M molar ratio means that one could capture more moles of iodine with the same number of moles of metal in comparison to a getter

system with a lower I:M value. Those that have been deemed not viable in the past might be viable if sorbent recycling can be implemented (see Section 3.2, Sorbent performance, where dual-bed systems are discussed).<sup>19</sup>

The  $T_m$  and  $T_b$  values are important properties as they can vary widely across  $MI_x$  compounds. In some cases, thermal stability of the  $MI_x$  compound is lower than that of the M alone so formation of the  $MI_x$  can destabilize the sorbent (e.g.,  $InI_3$ ,  $SnI_2$ ,  $SnI_4$ ).<sup>122</sup> While the formation of  $InI_3$  showed very favorable in recent experiments,<sup>122</sup> this compound readily deliquesces in room humidity air. Additionally, the decomposition temperature and  $T_b$  of the  $MI_x$  compound are important because the common approach to iodine waste form production is using some type of hot-pressing process whereby  $MI_x$  compounds could be broken down resulting in evolution of the iodine present and thus failing at immobilizing the iodine initially captured.

#### 4.3. Other considerations

The many reviews have included discussions on metal-based getters used for gaseous iodine capture.<sup>10,50,59,62,65–70,124–126</sup> As discussed above, some getters might show promise based on idealized thermodynamic calculations, however, practical implementation of these materials in an actual sorbent system might be limited to due to commercial feasibility (e.g., availability, cost, hazardousness) and/or performance feasibility (e.g., sustained capture in realistic off-gas environments).<sup>65,127</sup> As thermodynamic and kinetics considerations of specific getters have been extensively covered in the other reviews cited above, this section will dive into performance feasibility discussing the use of promising getters in real-world systems.

After down-selecting metal getter candidates based on commercial feasibility, the main performance challenge to overcome for many nuclear applications is sustained iodine capture

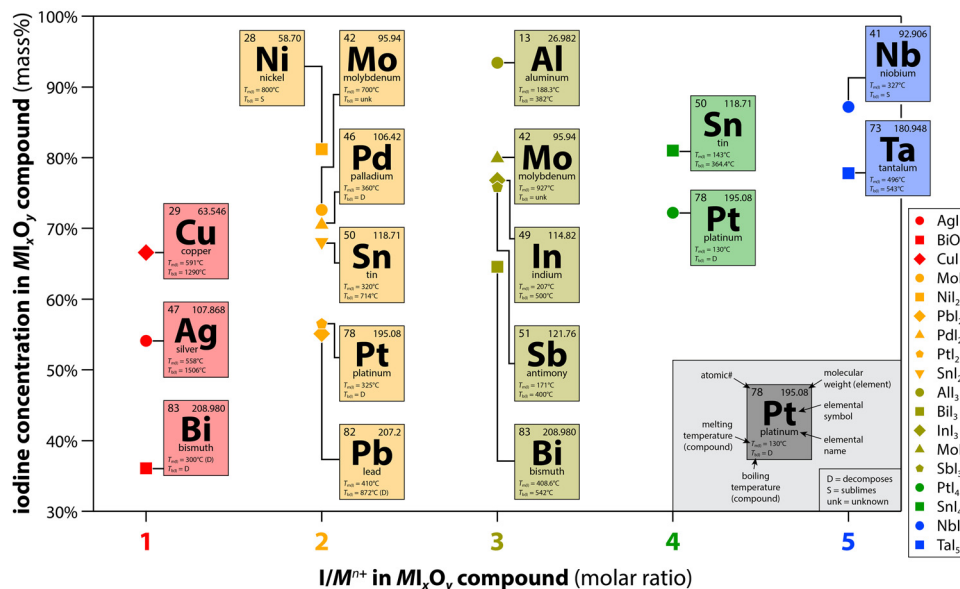
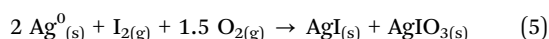


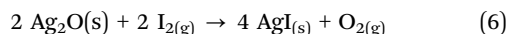
Fig. 7 Summary of the iodine concentration (mass%) for different  $MI_xO_y$  compounds evaluated in the literature. This figure was modified from the original by Riley and Carlson<sup>71</sup> and reprinted with permission. Copyright 2022 Frontiers.



in highly oxidizing conditions (*e.g.*, in NO<sub>x</sub>) with competing species present [*e.g.*, Cl<sub>2(g)</sub>]. Sorbents containing silver have been the most widely studied because the formation of a MI<sub>x</sub> compound is more thermodynamically stable than the corresponding oxide. Historically, AgZ (or Ag<sup>0</sup>Z) is considered the baseline sorbent for the capture of radioiodine by the U.S. Department of Energy because of its moderately high TRL, good capture efficiency in a wide range of realistic off-gas environments, moderate SSA, commercial availability, and low solubility of AgI in water (after iodine loading). In Europe and Japan, silver nitrate (AgNO<sub>3</sub>)-impregnated silica and alumina have been successfully used to remove elemental iodide and alkyl iodides from fuel reprocessing streams.<sup>10,15,19,37,115–118</sup> These sorbents have been reported to be 3 to 10 times less expensive than zeolite.<sup>15</sup> In either case, silver can be easily oxidized by the presence of O<sub>2</sub>, NO, NO<sub>2</sub>, and H<sub>2</sub>O in the environment. If oxygen is present, a silver iodate can form through the following reaction shown in eqn (5).<sup>126</sup> For additional discussion on this topic, see Section 2.2 (Highly oxidizing conditions) above.



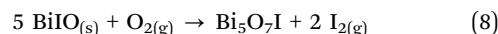
Lu *et al.*<sup>128</sup> reported an interaction between silver oxide nanoparticles with iodine to form β-AgI [eqn (6)]. Wiechert *et al.*<sup>20</sup> conducted aging studies on reduced silver mordenite (Ag<sup>0</sup>Z) exposed to NO and NO<sub>2</sub> environments for up to 6 months. For this material and gas stream, any Ag<sub>2</sub>O that formed was just an intermediate product on the path to AgNO<sub>3</sub> formation. Here, AgNO<sub>3</sub> was attributed as a significant contributor to the adsorption of iodine; however, aged samples had <4% I<sub>2(g)</sub> capture capacity after 6 mo. This was attributed to a series of processes that led to the oxidation of Ag<sup>0</sup> and the migration of the resulting ionic Ag into the mordenite channels and exchanging at protonated binding sites (*i.e.*, return to its original state prior to reduction), in combination with the aggregation of residual nitrates within these channels, inhibiting diffusion of I<sub>2(g)</sub> into the crystal. Similar studies were conducted at Oak Ridge National Laboratory (ORNL).<sup>74</sup>



As discussed previously, all reactions are highly dependent upon other species in the gas stream, which can include acidic gases, organic iodides [*e.g.*, CH<sub>3</sub>(CH<sub>2</sub>)<sub>x</sub>I], water, and oxidizing gases, all of which will interfere with the gettering performance of a solid sorbent bed. While isolated studies are critical to understanding the underlying physical and chemical processes, dynamic studies that combine all the potential species in gas streams are still needed to fully understand the behavior of the sorbent in a realistic gas stream. Alternative metals to Ag are actively being explored due to low sustained iodine capture performance of Ag<sup>0</sup>Z/AgZ in extreme environments (*e.g.*, NO<sub>x</sub>)<sup>129</sup> and because Ag is an expensive metal whose disposition is controlled in the U.S. by the EPA under RCRA (see Table 1).<sup>110</sup>

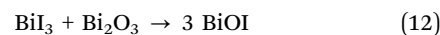
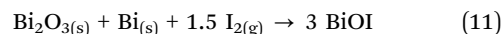
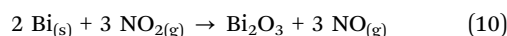
Bismuth-based (Bi<sup>0</sup>/Bi<sup>3+</sup>) materials are one of the leading candidates to replace silver due to environmental and

economic advantages with the additional benefit of having many stable oxyiodide (*i.e.*, BiI<sub>x</sub>O<sub>y</sub>) compounds, *e.g.*, BiOI, Bi<sub>5</sub>O<sub>7</sub>I, Bi<sub>4</sub>O<sub>5</sub>I<sub>2</sub>. While the formation of BiI<sub>3</sub> is desirable due to the high I/M ratio, its high sensitivity to the environment and low thermal stability will likely require an additional step after iodine capture to prevent the release of I<sub>2(g)</sub> through a conversion to BiOI shown in eqn (7).<sup>130</sup> Wagner *et al.*<sup>131</sup> observed the decomposition of BiI<sub>3</sub> to BiI or BiOI at room temperature depending upon the environment. No change was observed in the surface of BiI<sub>3</sub> stored in an inert gas or in O<sub>2</sub>. When stored for a few months in a dynamic vacuum, BiI appeared on the surface, while BiOI was found to form after only a few hours in humidity. Rapid decomposition of BiI<sub>3</sub> to BiI<sub>x</sub>O<sub>y</sub> compounds also occurs between 200–500 °C in eqn (7) and (8).<sup>132–134</sup>



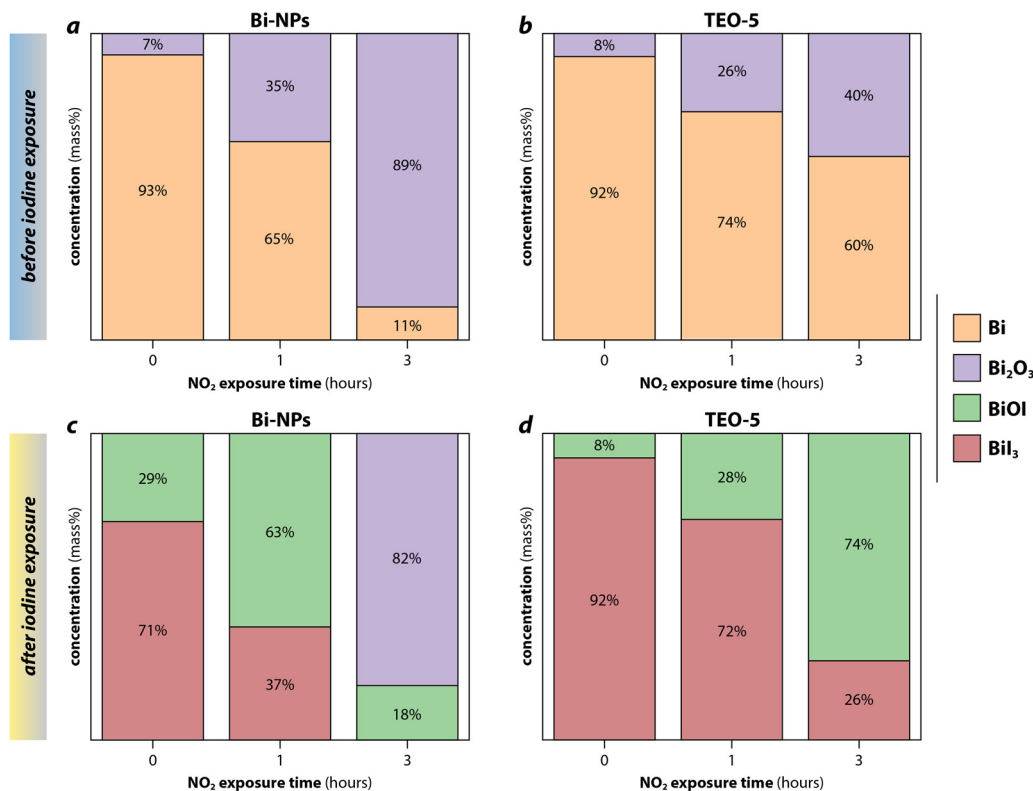
To address the stability issue, Yang *et al.*<sup>57</sup> reacted BiI<sub>3</sub> captured by a bismuth-embedded SBA-15 mesoporous silica with Bi<sub>2</sub>O<sub>3</sub> to convert to the chemically durable oxyiodide compound of Bi<sub>5</sub>O<sub>7</sub>I. While a reasonable solution at the bench-scale, this process is less feasible when it comes to deployment at an industrial scale due to the cost and complexity of the additional infrastructure required. To eliminate the need for a second step, the reaction to directly produce an oxynitride during capture has been explored. Also, the iodine loading in Bi<sub>5</sub>O<sub>7</sub>I is rather low (9.9 mass%).

Baskaran *et al.*<sup>104</sup> used NO<sub>2</sub> to examine the effect of the oxide layer on iodine capture capacity of bismuth nanoparticles (Bi-NPs) and bismuth nanoparticle-loaded silica xerogels (TEO-5). Exposure to 1 v/v% NO<sub>2</sub> at 150 °C before iodine loading led to the formation of α-Bi<sub>2</sub>O<sub>3</sub> phase or amorphous Bi<sub>2</sub>O<sub>3</sub>, which is thought to form through eqn (9) and (10). The bismuth in both sorbents was completely oxidized to Bi<sub>2</sub>O<sub>3</sub> after 6 h; however, the rate of aging in the TEO-5 was slower than the Bi-NPs due to the protective silica matrix (Fig. 8). Shielding of the getter with the matrix using sacrificial coatings or redox-buffers (*e.g.*, functionalization layers) are possibilities to prolong the life of the sorbent, which is discussed in greater detail in Section 7 (Sorbent functionalization). After exposure to iodine, the phases that were present depended on the original concentration of the Bi<sub>2</sub>O<sub>3</sub>. If the Bi:Bi<sub>2</sub>O<sub>3</sub> molar ratio was >1, both BiI<sub>3</sub> and BiOI were present with BiOI formed through reactions shown in eqn (11) and (12).



At Bi:Bi<sub>2</sub>O<sub>3</sub> << 1, the remaining Bi was not sufficient to form a bismuth-iodine compound, leaving a high concentration of unreacted Bi<sub>2</sub>O<sub>3</sub>.<sup>104</sup> Understanding that oxidizing conditions





**Fig. 8** Results from Rietveld refinement applied on X-ray diffraction data of (a) bismuth nanoparticles (Bi-NPs) and (b) silica xerogels (TEO-5) loaded with Bi-NPs after 0 h, 1 h, and 3 h of 1 v/v% NO<sub>2</sub> aging, and the same samples after subsequent iodine exposure (c) Bi-NPs and (d) TEO-5. The bismuth-compounds formed after aged samples were exposed to iodine is dependent upon the Bi:Bi<sub>2</sub>O<sub>3</sub> ratio. When Bi<sub>2</sub>O<sub>3</sub> was greater than 50% after aging, as for 3 h shown in (a), only BiOI and Bi<sub>2</sub>O<sub>3</sub> were present after iodine exposure, as shown in (c). For aged samples with less than 50% Bi<sub>2</sub>O<sub>3</sub>, BiI<sub>3</sub>, and BiOI were present as shown in (c) 0-h and 1-h aged Bi-NPs and (d) 0–3 h aged TEO-5. This figure was recreated from Baskaran *et al.*<sup>105</sup> and reprinted with permission. Copyright 2022 Elsevier.

are common in capture environments and when a plant is idling, a secondary aging was performed where iodine loaded samples were exposed to NO<sub>2</sub>. All BiI<sub>3</sub> converted to BiOI and no Bi<sub>2</sub>O<sub>3</sub> was observed; however, for TEO-5, the large volume increase as Bi changed to Bi<sub>2</sub>O<sub>3</sub> and the iodide led to mechanical instability of the sorbent. Therefore, for this process to be feasible, a sorbent with high mechanical resilience must be formed.

Reda *et al.*<sup>135</sup> recently reported on a material that solves both these issues through the formation of a composite of Bi<sub>2</sub>O<sub>3</sub> doped graphitic carbon nitride nanosheets and bismuth-pillared interlayered clay (Bi<sub>2</sub>O<sub>3</sub>@g-CNN-PILC). Chemisorption of iodine was suggested to occur through two routes: (1) a direct reaction of I<sub>2</sub> with Bi<sub>2</sub>O<sub>3</sub>/Bi to produce BiI<sub>3</sub> and BiOI, and (2) a Lewis acid–base reaction between the I<sub>2</sub> and a lone electron pair associated with the nitrogen species, leading to the formation of polyiodide anions. High sorption values were reported (830–1537 mg g<sup>-1</sup>); however, these values appear to be from both chemisorption and physisorption (attributed to pore filling). Another highly promising aspect of this material is the potential for regeneration. An ethanol soak was used to release iodine from the sorbent between iodine reloading. While the iodine capture capacity reduced from 830 mg g<sup>-1</sup> to 725 mg g<sup>-1</sup> after six cycles, it is still much higher than the

capture performance of an unaged Bi-impregnated Al/Cu oxide-pillared montmorillonite clay (485 mg g<sup>-1</sup>),<sup>136</sup> Ag-mordenite (170 mg g<sup>-1</sup>),<sup>15</sup> and Bi<sub>5</sub>@mordenite (538 mg g<sup>-1</sup>).<sup>120</sup> Additional studies on Bi<sub>2</sub>O<sub>3</sub>@g-CNN-PILC are warranted to determine the loading as a result of chemisorption, if the material can be tailored for greater chemisorption, and if different regeneration processes can be developed that limit aging and could be easily implemented in a facility.

Copper has received attention as another alternative to Ag for iodine capture and immobilization.<sup>52,54–56,108,122</sup> The kinetics of copper-iodine reactions appear to be slower than that of silver-iodine,<sup>122</sup> but the formed CuI compound has promising properties (see Fig. 7).<sup>53,108,130</sup> Copper has been utilized in iodine capture studies in the form of Cu-exchanged zeolites,<sup>55</sup> copper-exchanged aluminosilicate aerogels and xerogels,<sup>121</sup> Bi-impregnated Al/Cu oxide-pillared montmorillonite clays,<sup>136</sup> Cu<sub>2</sub>S in PAN beads,<sup>109</sup> as well Cu<sup>0</sup> in different forms.<sup>108,122</sup> Many of these options show high loading potential and the cost of copper implementation is notably lower than that of Ag with the added benefit of the lower environmental toxicity. The main limitation with copper is the likelihood of oxidation or unwanted side reactions in oxidizing environments due to the lower nobility of Cu compared to some other candidate metals like Ag.



Developing sorbents that will overcome these performance and aging challenges is an exciting and worthwhile quest. However, the baseline (or most proven) sorbent technologies are attractive as they tend to be readily available (or easily scaled if not currently mass produced), cost effective, and, in the case of  $^{129}\text{I}$ , have the potential to provide long-term immobilization in a chemically durable waste form (e.g., as AgI).<sup>130,137</sup> An alternative approach to solving these challenges, is to examine the regeneration and recycling of sorbents using a primary capture bed and a secondary bed for off-loading that iodine onto a different sorbent bed with higher loading capacity (discussed in Section 3.2, Sorbent performance).

## 5. Scaffold selection

Once the getter is selected, the scaffold (which can also be referred to as the support or substrate) for that getter is of utmost importance. As is mentioned in Fig. 1d, a variety of different options are available for implementation, including zeolites, porous ceramics, aerogels, xerogels, porous polymers, and organic substrates (e.g., MOFs). In general, the key categories to consider, which are summarized below, include the form and general properties of the scaffold, the chemical compatibility, and the ability for the scaffold to be active (actively be used in iodine capture) or passive (it does not capture). Some of the topics covered in this section were also covered briefly in Section 3 (General sorbent requirements).

The support has to meet several process requirements, including a form that provides a minimal pressure drop across a sorbent bed (e.g., a packed bed of porous beads), high chemical compatibility with the stream (e.g., it cannot degrade), high mechanical integrity (e.g., it should not undergo particle attrition when in operation), and the ability for getter loading (e.g., passive support with active getter or active support consisting of the getter). The iodine loading in a chemisorption-based sorbent is directly related to the getter loading in the support. While the getter loading should be maximized, there is a threshold maximum before the getter loading is too high to where iodine loading processes will negatively affect the loaded sorbent (e.g., due to sorbent swelling and particle attrition) or where the getter utilization is incomplete<sup>138</sup> resulting in higher operating costs. The SSA is also of utmost importance when trying to maintain porosity to allow accessibility of the active sites. The pore structure plays a crucial role as well because pores of different sizes and structures affect the sorption kinetics and capacity.

### 5.1. Form and general properties of the scaffold

When considering a packed bed assembly for off-gas capture, the pressure drop ( $P_d$ ) across the bed volume is an important aspect of the system design. The  $P_d$  value is based off the restrictive flow influenced on the bed by the sorbent packing density, open pore volume, pore volume accessibility (path tortuosity), and the open volume between the sorbent particles in the bed. Different particle geometries will result in different

packing densities, e.g., cylinders/extrudates, beads, berl saddles, irregular particles. The leading forms under consideration in the U.S. for nuclear applications are engineered forms of zeolite-based sorbents that are cylindrical or spherical in shape (e.g., AgZ/Ag<sup>0</sup>Z, AC-6120). If a granular sorbent is implemented, the open volume between the granules can be calculated based on packing of uniform shapes. Higher  $P_d$  values require higher fan energy and higher vacuum downstream, and larger sorbent bed cross-sectional areas (or multiple beds in parallel) if process pressures upstream of the sorbent bed need to be negative.

Large variations in reported SSA values for sorbents result from moisture trapped in the material during actual operation, and any physical property changes that occur during the measurements, e.g., pore structure collapse due to thermal stresses. While higher SSA typically means higher sorption, it also tends to reduce mechanical integrity, so this property can have trade-offs.

Combining  $\rho_b$ ,  $k$ , and the specific heat ( $C_p$ ), the thermal diffusivity ( $\alpha$ ) of the material can be calculated using eqn (13) below. This  $\alpha$  value combines these different material properties to determine how fast the temperature will change in a material as a function of temperature changes within its surrounding environment. In some instances, similar chemical species might be present in an off-gas stream where the target is iodine, and these unwanted species could be co-adsorbed by the sorbent along with the target analyte. Examples of these species include other halide gases like  $\text{Cl}_{2(g)}$ . Selecting a sorbent that can perform efficiently in the presences of these materials is essential based on the  $S_{a,b}$  values between the target analyte and these competing species (see eqn (2) and Section 2.1, Forms of iodine and selectivity).

$$\alpha = k/\rho \cdot C_p \quad (13)$$

The bed volume metric has to do with the total amount of sorbent material required to effectively capture and immobilize the iodine phase. This metric ties back to other metrics including the saturation capacity (SC) of the sorbent, the sorbent packing density, and the sorbent  $\rho_b$ .

### 5.2. Active scaffolds

**5.2.1. Metallic sorbents without scaffolds.** Recent studies by Riley *et al.*<sup>122</sup> and Chong *et al.*<sup>108</sup> revealed some information about using pure metals for iodine capture in saturated environments. In the Riley *et al.*<sup>122</sup> study, 0.5-mm diameter metal wires of Al<sup>0</sup>, Ag<sup>0</sup>, Cu<sup>0</sup>, In<sup>0</sup>, Mo<sup>0</sup>, Nb<sup>0</sup>, Ni<sup>0</sup>, Pd<sup>0</sup>, Pt<sup>0</sup>, Sn<sup>0</sup>, and Ta<sup>0</sup> were subjected to a saturated I<sub>2(g)</sub> environment in a sealed system at temperatures of 100 ± 3 °C, 123 ± 4 °C, and 139 ± 5 °C for 24 h each. After static I<sub>2(g)</sub> loading, the samples were analyzed for iodine uptake both gravimetrically through mass changes and chemically with energy dispersive X-ray spectroscopy (EDS). The results from this study showed that several metals displayed an affinity for iodine. Some resulted in an increased affinity with increasing temperature (i.e., Ag<sup>0</sup>, Cu<sup>0</sup>, and In<sup>0</sup>), while others showed the opposite (i.e., Al<sup>0</sup> and Sn<sup>0</sup>).





Fig. 9 Data for 100 °C, 123 °C, and 139 °C experiments showing measured iodine (*i.e.*,  $m\%_I$  or mass% via EDS) vs.  $g\ g^{-1}$  and  $mg\ g^{-1}$  along with a double exponential fit including (a) the full plot and (b) the magnified region of  $\leq 25\ m\%_I$  and  $\leq 0.33\ g\ g^{-1}$  ( $\leq 333\ mg\ g^{-1}$ ). The highest performing samples are labeled, and the legend is the same for both plots. Reprinted with permission from Riley *et al.*<sup>122</sup> Copyright 2021 American Chemical Society.

Also, the extents of reaction (conversion rates) were notably different between samples where some fully reacted based on microscopy observations (*e.g.*,  $Ag^0$ ) while others only partially reacted (*i.e.*,  $Cu^0$ ,  $Sn^0$ ,  $Al^0$ ). A summary of the iodine loadings ( $m_i\ m_s^{-1}$ ) for all of the samples are provided in Fig. 9 and show that the highest loadings were demonstrated with  $Sn^0$  (100 °C;  $4400\ mg\ g^{-1}$ ),  $In^0$  (139 °C;  $3340\ mg\ g^{-1}$ ),  $In^0$  (123 °C;  $1600\ mg\ g^{-1}$ ), and  $Ag^0$  (139 °C;  $1200\ mg\ g^{-1}$ ). It is unclear what prevented several of the metals from reacting or even showing mass losses in some cases, including  $Mo^0$ ,  $Nb^0$ ,  $Ni^0$ ,  $Pd^0$ ,  $Pt^0$ , and  $Ta^0$ , but it is likely that this can be attributed to passivation oxide layers and/or unfavorable thermodynamics for these reactions.

**5.2.2. Chalcogel sorbents.** An additional type of active sorbent includes sulfide-based aerogels, called chalcogels. These are porous chalcogenides where the sulfur atoms and the metal linkers within the chalcogels can aid in different types of iodine capture (*i.e.*, physisorption and/or chemisorption). More details can be found elsewhere on performances of these types of sorbents.<sup>139,140</sup> Examples include  $NiMoS_4$ ,  $CoMoS_4$ ,  $Sb_4Sn_3S_{12}$ , and  $Zn_2Sn_2S_6$ .

### 5.3. Passive scaffolds

Passive scaffolds are the most heavily studied types of iodine sorbents as they provide many of the desirable characteristics described above. Several different types of passive scaffolds can be utilized to support active getters. The most studied type of passive substrates for radioiodine capture are different types of zeolites but metal-loaded ceramics, aerogels, xerogels, carbons, and metal-organic frameworks are also being developed.

**5.3.1. Zeolite sorbents.** An extensive body of literature exists on metal-exchanged aluminosilicate zeolites for iodine capture with a large portion dating back to the 1970s and 1980s.<sup>10,16–18,119,141–144</sup> Most of the studies on this topic have pertained to mordenite-type (MOR or “Z”) zeolites,<sup>20,120,143</sup> but other zeolites have been studied as well including faujasite (FAU or X/Y),<sup>114,119,143</sup> chabazite (CHA),<sup>145</sup> ZSM-5 (MFI),<sup>119</sup>

ZSM-22 (TON),<sup>119</sup> Linde type-A (LTA, *e.g.*, 3A, 4A, and 5A),<sup>143</sup> and beta (BEA).<sup>146,147</sup> Some of the differences between the zeolites are their crystal structures (see Fig. 10), chemical compositions (*e.g.*, Si:Al molar ratio), unit cell sizes, cation exchange capacities (CEC), acid resistances, and porosities. The aluminosilicate zeolites contain negatively charged frameworks built from  $AlO_4^{5-}$  and  $SiO_4^{4-}$  tetrahedra, which are charge balanced by cations (*e.g.*,  $H^+$ ,  $Na^+$ ) that reside within the cages and channels within these frameworks.<sup>10,16,18,19,143,144,148–150</sup>

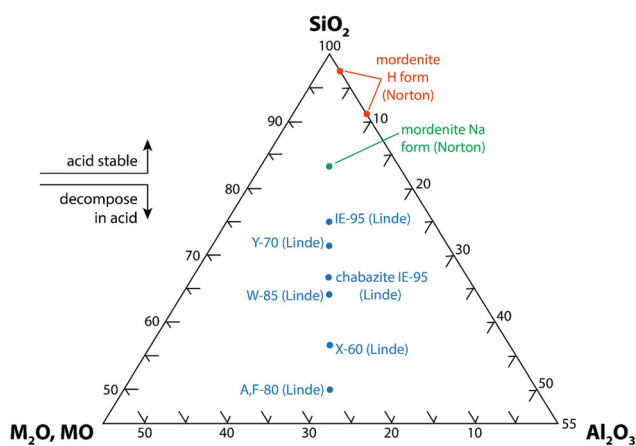
While several zeolites are available commercially, many are not and require laboratory syntheses to produce. Some of the different chemistries are shown in Fig. 11. The Si:Al molar ratio of MOR is typically 5:1, while the different FAU-type zeolites are classified by lower ratios of Si/Al  $< 2$  for FAU-X and Si/Al  $> 2$  for FAU-Y.

In a study conducted by Pence *et al.*,<sup>18</sup> several different types of metal-exchanged zeolites were evaluated under similar conditions. Several different materials were considered including Cd, Cu, Hg, Pb, Tl, as well as mixed rare-earth cations through ion exchanging base zeolite materials. Most of these do not perform well under increasing relative humidities, even though many do show high  $I_{2(g)}$  capture efficiencies. The results from CuX and PbX experiments are summarized in Table 3. A commercial Y-zeolite loaded with  $Hg^{2+}$  ions (from Union Carbide Corporation and referred to as  $Hg^{2+}Y$ ) was shown to be the best of the metal-exchanged zeolites tested with  $> 99.9\%$  efficiency under  $23\ cm\ s^{-1}$  face velocity in a water-saturated atmosphere at 22 °C. They reported that the only metal-exchanged zeolites that showed appreciable capture in experiments with  $CH_3I$  instead of  $I_{2(g)}$  were the Ag-zeolites. The highest performing non-Ag zeolite was  $Hg^{2+}Y$ , where an efficiency of 33.8% was documented at 125 °C under 90% RH at  $23\ cm\ s^{-1}$  face velocity. In a separate study reported by Staples *et al.*,<sup>106</sup> 5-cm deep beds were packed with metal-exchanged faujasite zeolites including CdX, CuX, NaX, PbX, and ZnX, and  $I_{2(g)}$  capture efficiencies were evaluated at different bed temperatures (*i.e.*, 100 °C or 200 °C) and different RH





**Fig. 10** Crystal structure schematics for (a) BEA, (b) FAU, (c) LFA, (d) MFI, (e) MOR, and (f) TON zeolites. The main unit cell structures are shown at the top and (g) composite building blocks as well as (h) secondary and composite units present within these zeolites are shown below the main structures. Reproduced in part with permission from Riley *et al.*<sup>119</sup> Copyright 2022 American Chemical Society. Reproduced in part with permission from Baerlocher *et al.*<sup>151,152</sup>



**Fig. 11**  $\text{SiO}_2\text{-Al}_2\text{O}_3\text{-M}_x\text{O}$  ( $\text{M}$  = alkali or alkaline earth,  $x = 1$  or  $2$ ) ternary diagram for zeolite minerals that shows the acid stability<sup>8</sup> (this drawing was modified from ORNL drawing 78-15097<sup>152</sup>).

values (*i.e.*, 1.5% or 8.5%); these data are also summarized in Table 3. For these tests, experimental details included a  $1.4 \text{ mg I}_2 \text{ g}^{-1}$  substrate loading at 99% efficiency,  $90 \text{ mg I}_2 \text{ m}^{-3}$

airborne concentration, a 60-min pretest purge, a 60-min test period, and a 15-min post-test purge. From this study, the effects of humidity and temperature on the  $\text{I}_{2(\text{g})}$  adsorption efficiencies are very apparent.

In a study by Yadav *et al.*,<sup>114</sup> AgX (IONEX Ag-400) and AgZ (IONEX Ag-900) were evaluated for iodine capture and recyclability of Ag. Both were loaded with iodine in static conditions at  $150 \text{ }^\circ\text{C}$  for 24 h. The iodine adsorption capacities of AgX and AgZ were  $334 \text{ mg g}^{-1}$  and  $\sim 120 \text{ mg g}^{-1}$ , respectively. After iodine capture, the framework structures of AgX and AgZ collapse, and the SSA values were decreased by 91% for AgX and 58% for AgZ. Formation of AgI was observed for both AgX and AgZ, and the iodine adsorption capacities were directly related to the initial Ag amounts in the sorbents.

**5.3.2. Carbon-based sorbents.** MOFs that are composed of metal ions or clusters and organic linkers and POPs that are constructed from covalently bonded organic building blocks offer versatility in the molecular design of support structures, which also allow for the physical adsorption of iodine.<sup>50</sup> Their pore sizes and pore volumes can be tuned by using different building blocks and linking topologies to accommodate iodine molecules at high concentrations. Limiting factors for utilizing



**Table 3** Comparison of adsorption efficiencies of metal zeolites for capture of  $I_{2(g)}$  where  $c_i$ ,  $T$ ,  $V_f$ , RH, and  $AE_T$  are the concentration of iodine in the stream, temperature of the experiment, face velocity of the stream, percent relative humidity, and adsorption efficiency (mass%), respectively. These data are from Pence *et al.*<sup>18</sup> and Staples *et al.*<sup>106</sup>

Material	$c_i$ (mg m <sup>-3</sup> )	$T$ (°C)	$V_f$ (cm s <sup>-1</sup> )	RH (%)	$AE_T$ (%)	Ref.
CuX	5	22	23	98+	47.2	18
CuX	33	90	46	98+	54.0	18
CuX	75	90	23	98+	59.1	18
CuX	70	90	23	<5	99.1	18
PbX	5	22	23	98+	35.7	18
PbX	45	22	23	<5	99.9+	18
PbX	56	22	48	98+	5.2	18
PbX	25	90	46	98+	51.2	18
PbX	58	90	23	98+	67.2	18
PbX	69	90	23	<5	99.9+	18
CdX	90	100	25	1.5	99.986	106
CdX	90	100	25	8.5	99.992	106
CdX	90	200	25	1.5	99.836	106
CdX	90	200	25	8.5	99.985	106
CuX	90	100	25	1.5	31.67	106
CuX	90	100	25	8.5	4.96	106
CuX	90	200	25	1.5	0.45	106
CuX	90	200	25	8.5	0.50	106
NaX	90	100	25	1.5	99.86	106
NaX	90	100	25	8.5	80.69	106
NaX	90	200	25	1.5	99.93	106
NaX	90	200	25	8.5	64.39	106
PbX	90	100	25	1.5	93.45	106
PbX	90	100	25	8.5	56.88	106
PbX	90	200	25	1.5	88.15	106
PbX	90	200	25	8.5	77.61	106
ZnX	90	100	25	1.5	—	106
ZnX	90	100	25	8.5	4.17	106
ZnX	90	200	25	1.5	—	106
ZnX	90	200	25	8.5	4.15	106

MOFs in these streams include a low tolerance to water vapor as well as partial oxidation and carbonization over time when exposed to high temperatures and an oxidizing atmosphere.<sup>153,154</sup> COFs,<sup>44–46</sup> MOFs,<sup>38–40,47</sup> and POPs<sup>48–50</sup> are discussed elsewhere in greater detail. Both MOFs and POPs can act as precursors for hyperporous carbons; however, POPs are a more commercially viable option as they are lower cost and have a high potential for scalability. A hyperporous carbon (THPS-C) was produced by carbonizing triptycene-based hypercrosslinked porous polymer sponge (THPS).<sup>155</sup> The resulting THPS-C was composed of substantial irregular spherical particles with significantly higher SSA values compared to the parent material (3125 m<sup>2</sup> g<sup>-1</sup> versus 1426 m<sup>2</sup> g<sup>-1</sup>), and a large pore volume of 1.6 cm<sup>3</sup> g<sup>-1</sup> with a micropore volume of 0.17 cm<sup>3</sup> g<sup>-1</sup>. The high SSA and hierarchical pore structure were attributed to the use of a KOH activating agent, which etched softer components and produced a CO<sub>2</sub> composition product that promoted the generation of micropores.

Aside from carbon-based COFs, MOFs, and POPs, the activated carbon class of scaffolds is one of the most studied sorbent materials after zeolites due to ease of preparation in many forms (*e.g.*, pellets, fibers, foam), good chemical stability, decent thermal stability, high SSA values, and (oftentimes) very low cost. Additionally, the pore structure of these materials is easily tunable through variations in the carbonization

methods. The supports from activated carbon are easily made from naturally occurring carbonaceous materials and can trap iodine *via* physisorption due to weak van der Waals forces.<sup>15,50,67,153,154,156</sup> Oxygen-rich micropores were reported to greatly enhance the adsorption capacity of iodine on carbon derived from cellulose diacetate using hydrothermal carbonization followed by KOH activation.<sup>157</sup> While physisorption performance typically decreased at high temperatures and is negatively affected by the presence of water and NO<sub>x</sub>,<sup>15</sup> the presence of oxygen-rich structures (*i.e.*, C<sub>24</sub>O<sub>12</sub>H<sub>6</sub>, C<sub>24</sub>O<sub>15</sub>) mitigated these effects.<sup>157</sup> As the carbon itself only interacts with the iodine through physisorption, surface functionalization (see Section 7, Sorbent functionalization) must be performed to enable chemisorption. While only physisorption is undesirable, it has the potential to enhance chemisorption for getters with lower iodine capture kinetics if the carbon matrix acts as a concentrator.

Yang *et al.*<sup>63</sup> explored how the density, adsorption coefficient, pore volume, and structure impacted the iodine sorption of activated carbon fibers (ACFs). Commercially available ACFs underwent treatments with KOH (0.1% KOH solution at 40 °C for 24 h) and/or were microwaved (385 W for 1 min) to alter the pore structure of the parent material. After modification with KOH (ACF-K), the SSA values increased from 1253 m<sup>2</sup> g<sup>-1</sup> to 1363 m<sup>2</sup> g<sup>-1</sup> and the maximum saturated adsorption of iodine increased from 1675 m<sup>2</sup> g<sup>-1</sup> to 1803 m<sup>2</sup> g<sup>-1</sup>. Interestingly, the microwave treatment (ACF-W) had a surface area of only 1286 m<sup>2</sup> g<sup>-1</sup> but the highest iodine adsorption of 1958 m<sup>2</sup> g<sup>-1</sup>. While the overall pore volume and volume of micropores of the ACF-W was lower than the ACF-K, the rate of adsorption and initial desorption was faster, indicating that the pore structure played a significant role in the iodine adsorption kinetics.

A challenge with many of these microporous carbon sorbents is their low mechanical stability, which can lead to the release of particulate matter containing iodine during operation. One solution to this challenge is to carbonize a mechanically stable monolith. The use of a polycondensate containing melamine (C<sub>3</sub>H<sub>6</sub>N<sub>6</sub>), formaldehyde (CH<sub>2</sub>O), and polyoxymethylene ([CH<sub>2</sub>O]<sub>n</sub>) with an antioxidation agent foam has been reported to produce a nonfriable, carbon monolith.<sup>158,159</sup> Although it shows a lower SSA than other carbon-based sorbents, it is minimally friable and can be easily functionalized using electrodeposition or hydrothermal methods.

**5.3.3. Polymer-based sorbents.** In a study by Chong *et al.*,<sup>108</sup> the three best-performing chemisorbers of Ag<sup>0</sup>, Cu<sup>0</sup>, and Sn<sup>0</sup> from the Riley *et al.*<sup>122</sup> study (described in Section 5.2, Active scaffolds), in addition to Bi<sup>0</sup>, were evaluated in particle form both as raw metals and incorporated into PAN beads to act as porous and passive substrates. In this study, metal particles were incorporated into the PAN beads at loadings of 75 mass% metal in PAN, and the resulting oblate spheroidal beads had sizes ranging from 2.29 (± 0.12) mm to 3.09 (± 0.11) mm in diameter at the largest two dimensions. These were produced by dissolving 0.2 g of PAN fibers in 3 mL of dimethyl sulfoxide (DMSO), mixing in 0.6 g of the metal particles in separate containers followed by dropping the metal-PAN-DMSO



mixture from a pipette into a cooled and stirring water bath. After dropping the beads into water, the DMSO is drawn out of the beads and diluted through passive diffusion. Following the water rinsing process, the beads are then dried in an oven. The iodine loading experiments were conducted in saturated  $I_{2(g)}$  like the previous study but at  $120 \pm 1$  °C for 48 h and with a 24-h and 72-h time point for the  $Bi^0$ -containing samples. The highest iodine mass loadings were observed for Sn particles ( $3000 \text{ mg g}^{-1}$ ),  $Sn^0$ -PAN ( $1670 \text{ mg g}^{-1}$ ),  $Cu^0$ -PAN ( $1460 \text{ mg g}^{-1}$ ), and  $Bi^0$  particles after 72 h ( $1380 \text{ mg g}^{-1}$ ). Additional studies with PAN composites loaded with metal sulfides, which all show promise and high iodine loadings in static tests meriting further exploration, included  $Ag_2S$ -PAN ( $\leq 826 \text{ mg g}^{-1}$ ),  $Bi_2S_3$  ( $\leq 986 \text{ mg g}^{-1}$ ), and  $Cu_2S$  ( $1095 \text{ mg g}^{-1}$ ).<sup>109,160</sup>

## 6. Getter addition

As mentioned in Fig. 1e, getters can be added to scaffolds using a variety of approaches, including as colloidal (or nano) particles, as bulk metal particles, through ion exchange, added as aqueous salts that are dried within the scaffold, as well as other methods. Several of these are described below in different capacities.

### 6.1. Metal-loaded silica and alumina

Ding *et al.*<sup>161</sup> studied  $Bi^0$  loaded silica with different morphologies, including plates, rods, and spheres that were investigated for iodine capture at 75 °C, 130 °C, and 200 °C. The molar ratio of  $Bi^0$  to silica was  $\sim 0.3$ . Exposing  $Bi^0$ -loaded silica to gaseous iodine resulted in the formation of  $BiI_3$  by chemisorption, and physisorption was more dependent upon the morphologies. The plate form of  $Bi^0$ -loaded silica showed the highest adsorption capacity of  $960 \text{ mg g}^{-1}$ . Adsorption at higher temperatures lowered the total iodine loading but increased the ratio of chemisorption to physisorption.

Reda *et al.*<sup>136</sup> studied Bi-impregnated AlCu oxide-pillared montmorillonite that was synthesized and evaluated for iodine capture. The Bi loadings of 5 mass%, 10 mass%, or 20 mass% were produced using  $Bi(NO_3)_3 \cdot 5H_2O$  solution, and the resulting AlCu oxide pillars showed mostly Bi with a small amount of  $Bi_2O_3$ . The iodine adsorption was conducted at 75 °C for 48 h. The highest adsorption capacity of  $485 \text{ mg g}^{-1}$  was observed for the 20% Bi-impregnated AlCu oxide pillars. Both  $BiI_3$  and  $BiOI$  phases were present in the iodine captured AlCu oxide pillars.

Wilhelm and Schuttelkopf<sup>162,163</sup> investigated the iodine removal efficiencies of AC-6120, Ag-KTB, Ag-KTC, JFM1 using commercial products by Süd-Chemie in Germany; as mentioned above, some of these appear to be  $AgNO_3$ -impregnated. The main differences in these materials were the Ag contents, which ranged from 6–12 mass% (g Ag per g of sorbent). Depending upon the sorbent bed depth and residence time,  $>99.99\%$  of iodine removal efficiency for Ag-KTC under standard conditions was observed.<sup>162</sup> Iodine loading of  $40 \text{ mg g}^{-1}$   $I_2$  or  $CH_3I$  for Ag-KTB (Ag-impregnated silica gel) was obtained.<sup>163</sup> In a study by Kikuchi *et al.*,<sup>164</sup> the removal efficiencies of methyl iodide ( $CH_3I$ ) using

Ag-impregnated alumina and zeolite were evaluated as a functions of the Ag-loading, and RH. At 90% RH, alumina with 10 mass% Ag showed a removal efficiency of  $>95\%$ . The results demonstrated that Ag-impregnated alumina was more efficient for iodine removal even with a smaller amount of Ag loading compared to the Ag-impregnated zeolite.

### 6.2. Metal-loaded zeolites

Getters are loaded into zeolites through ion exchange from parent materials (*e.g.*, molecular sieves). Additionally, other processes could be used such as functionalization of the zeolite to add additional getters to the exterior surfaces of the sorbent. Zeolites have been discussed throughout various sections within the paper and will not be elaborated upon in this subsection.

### 6.3. Metal-loaded aerogel or xerogel substrates

Different scaffold systems in the form of aerogels and xerogels (broadly referred to as “gels”) have been evaluated in this area with different metals loaded. The scaffolds evaluated include silica aerogels and aluminosilicate aerogels and xerogels. Matyas *et al.*<sup>25</sup> investigated the aging effect on iodine capture for the silver-functionalized silica aerogel ( $Ag^0$ -aerogel) using  $H_2O$  and  $NO_x$  at 150 °C. To load the  $Ag^+$  onto the silica aerogel, the ions were tethered to thiol groups (see Section 7, Sorbent functionalization) and then reduced to  $Ag^0$  under a hydrogen atmosphere to create  $Ag^0$ -aerogel. Exposure of  $Ag^0$ -aerogel to water and  $NO_x$  gas resulted in oxidation of thiol to sulfate and growth of silver particles, and these results reduced the iodine sorption capacity of  $Ag^0$ -aerogel. Compared to  $AgZ$ ,  $Ag^0$ -aerogel was more resistant to  $H_2O$  and  $NO_x$  gas. One hypothesized solution to minimize the aging issue was exposing the  $Ag^0$ -aerogel to a reducing gas stream for a short period of time to convert sulfate to sulfide.

In studies by Riley *et al.*<sup>21,23,121</sup> and Chong *et al.*,<sup>22,165</sup> the authors demonstrated ion-exchangeable sodium aluminosilicate (*i.e.*, nominally  $NaAlSiO_4$ ) aerogels and xerogels for hosting different getter metal ions including  $Ag^+$ ,  $Cs^+$ ,  $Cu^+$ ,  $Cu^{2+}$ ,  $Fe^{3+}$ ,  $K^+$ ,  $Li^+$ ,  $Rb^+$ ,  $Sb^{3+}$ ,  $Sn^{2+}$ , and  $Sn^{4+}$  through ion exchanges with  $Na^+$  in the as-made gels.<sup>121</sup> For ion exchange processes, most of the ions were dissolved in water starting from nitrates or using colloidal  $SnO_2$ ; in addition, three other materials were dissolved in formamide as the solvent, including  $Sn(II)$  acetate (for  $Sn^{2+}$ ),  $Sn(IV)$  acetate (for  $Sn^{4+}$ ), and potassium antimony tartrate (for  $Sb^{3+}$ ). Following cation exchange, many of the samples showed high exchange rates with reduction in  $Na^+$ , but the most effective ions were  $Ag^+$ ,  $Cu^{2+}$  from  $Cu(NO_3)_2$  (not from  $CuSO_4$ ),  $K^+$ , and  $Rb^+$ . Iodine uptake experiments performed at 150 °C showed very high loadings for the  $Sn^{4+}$  sample ( $12bA-Sn^{4+} + I$ ; 61 mass%),  $Ag^+$  ( $12bA-Ag + I$ ; 42 mass%),  $Sn^{2+}$  ( $12bA-Sn^{2+} + I$ ; 41 mass%), and  $Sb^{3+}$  ( $11bX-Sb + I$ ; 38 mass%) – see Fig. 12.<sup>122</sup> In addition to just metal ions, the ions can be reduced through heating in gases such as  $H_2/Ar$  to generate metal nanoparticles, which was demonstrated for reducing  $Ag^+$  to  $Ag^0$  in both aluminosilicate aerogels and xerogels generating  $Ag^0$  crystals and agglomerates on the order





Fig. 12 Comparison of chemical uptake (composition measured with EDS) and gravimetric (mass change) for different ion-exchanged aluminosilicate aerogels (#bA-) and xerogels (#bX-) containing Ag, Cu, Sb, and Sn. Reproduced with permission from Riley *et al.*<sup>122</sup> Copyright 2020 American Chemical Society.

of < 10 nm and > 20 nm.<sup>21,23</sup> A similar approach could be used to generate nanoparticles of other metal ions as well.

#### 6.4. Metal sulfides

A range of metal sulfides ( $MS_x$ ) have been investigated for iodine capture, which was briefly discussed in both Section 5.2.2 (Chalcogel sorbents) and Section 5.3.3 (Polymer-based sorbents). These materials have been evaluated in the form of aerogels, xerogels, and  $MS_x$  compounds embedded in PAN matrices where iodine reactions can result in the formation of  $MI_x$  compounds such as  $BiI_3$ ,  $KI$ ,  $SbI_3$ ,  $SnI_4$ , and  $SnI_4(S_8)_2$  (see Table 4).<sup>140,160,166,167</sup> These materials have an inherent affinity for iodine without the addition of metal getters where all sulfides tested to date show high iodine loadings under a variety of conditions (*e.g.*, temperature, iodine concentration, atmosphere). This inherent iodine affinity is attributed to the chemical interactions between the chalcogen (*e.g.*, S) and the  $I_{2(g)}$  molecules, and this is explained by Pearson's Hard Soft Acid Base (HSAB) principle. Based on the HSAB principle, sulfur is characterized as a soft Lewis base with a chemical

hardness ( $\eta_s$ ) value of 4.12 and  $I_{2(g)}$  is classified as a soft Lewis acid with a  $\eta_s$  value of 3.4.<sup>168–170</sup> It was postulated<sup>168</sup> that Se-based and Te-based chalcogels might show an even greater affinity for  $I_{2(g)}$  based on  $\eta_s$  being even closer to that of  $I_{2(g)}$ , but these would be more expensive, more toxic, and more difficult to produce for a variety of reasons. While chalcogenide aerogels and xerogels (called chalcogels)<sup>171</sup> show promise, producing these materials is time consuming and costly, especially since many of the required precursors for synthesis are not commercially available. Thus, the concept of embedding commercially available  $MS_x$  compounds in a porous matrix (*e.g.*, PAN) is another approach that provides a variety of additional opportunities. This concept has been shown to provide high iodine loadings when evaluated with  $Ag_2S$ ,<sup>109</sup>  $Bi_2S_3$ ,<sup>109,160</sup>  $Cu_2S$ ,<sup>109</sup> and  $SnS_2$ <sup>167</sup> active getters in PAN beads (see Table 4).

#### 6.5. Organic sorbents

While many iodine capture studies have been done with organic sorbents like MOFs, COFs, and POPs,<sup>38–40,45,46,172–174</sup> they are not the focus of the current paper, but this subsection was included for completion within this section. Their pore sizes and pore volumes can be tuned by different building blocks and linking topologies to accommodate iodine molecules at high concentrations utilizing molecular sieving approaches or intermolecular interactions, but chemisorption has also been demonstrated.<sup>175</sup>

#### 6.6. Carbon-based sorbents

This section covers activated carbons, charcoal, carbon nanofibers, and carbon foams. Carbon-based sorbents can be functionalized with organic and inorganic species to enable chemisorption. The choice between the two depends upon the capture environment, iodine species, and disposal pathway after capture.

Organic compounds can be used to chemically bind organic iodide species typically through an  $S_N2$  reaction.<sup>64,176</sup> In this reaction, the nucleophile (species rich in electron density) attacked a tetrahedral ( $sp^3$ ) carbon bearing group (leaving group) to remove an electron pair. The  $S_N2$  reaction occurs as the nitrogen atom in the nucleophilic amine 1,4-diazabicyclo-[2.2.2]octane (DABCO) has a lone pair of electrons, which can cause heterolytic cleavage of the carbon–iodine bond. Charcoal functionalized with DABCO was used to capture volatile organic

Table 4 Summary of iodine loading experiments run with  $MS_x$  sorbents. Note that PAN denotes polyacrylonitrile,  $q_e$  is the iodine loading ( $mg\ g^{-1}$ ) and the temperature of the loading is provided from the original reference. Numbers in parenthesis next to the  $MS_x$  compound denote mass% loading of the  $MS_x$  in the sorbent (*i.e.*, for aerogels, it is the full sorbent)

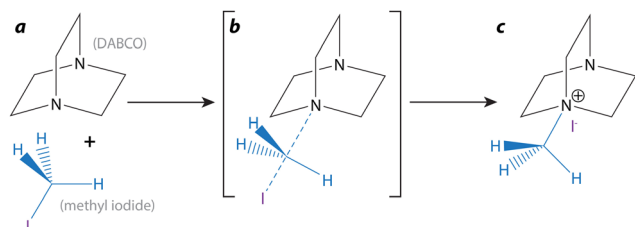
Type	$MS_x$ compound	$MI_x$ compound	$q_e$ ( $mg\ g^{-1}$ )	$T$ ( $^{\circ}C$ )	Ref.
Aerogel	$Sn_2S_3$ (100%)	$SnI_4$ , $SnI_4(S_8)_2$	2155	25	Riley <i>et al.</i> <sup>166</sup>
	$Sb_4Sn_3S_{12}$ (100%)	$SbI_3$	2000	60	Subrahmanyam <i>et al.</i> <sup>140</sup>
	$Zn_2Sn_2S_6$ (100%)	$SnI_4$	2250	60	Subrahmanyam <i>et al.</i> <sup>140</sup>
	$KCoS_x$ (100%)	$KI$	1600	60	Subrahmanyam <i>et al.</i> <sup>140</sup>
PAN composite	$Ag_2S$ (90%)	$AgI$	826	130	Riley <i>et al.</i> <sup>109</sup>
	$Bi_2S_3$ (70%)	$BiI_3$	986	75	Yu <i>et al.</i> <sup>160</sup>
	$Bi_2S_3$ (80%)	$BiI_3$	909	130	Riley <i>et al.</i> <sup>109</sup>
	$Cu_2S$ (80%)	$CuI$	1095	130	Riley <i>et al.</i> <sup>109</sup>



iodine compounds relevant for radiological release scenarios (e.g., CH<sub>3</sub>I, C<sub>2</sub>H<sub>5</sub>I, C<sub>3</sub>H<sub>7</sub>I, and chloromethyl iodide). DABCO was selected as it could easily convert the organic iodide to a stable compound that does not easily revert and/or leave the pores of the impregnated charcoal. The organic iodine compounds reacted with DABCO as shown in Fig. 13. The sorption mechanism of compounds with greater steric hindrance were slower to react in the S<sub>N</sub>2 reaction. In addition to the rate at which the organic iodide species is converted to the chemically bound compound, the number of carbon groups attached to the carbon on the leaving group also impacts the retention in the charcoal. Organic iodide species must initially physically adsorb to the charcoal before they are able to chemically react with the DABCO. Compounds C<sub>2</sub>H<sub>5</sub>I and C<sub>3</sub>H<sub>7</sub>I have higher boiling points than CH<sub>3</sub>I and are therefore more likely to be more successfully physisorbed than CH<sub>3</sub>I. These more stable physisorbed precursor states lead to less mobility and longer retention in the charcoal.

Tian *et al.*<sup>177</sup> synthesized Bi<sup>0</sup>-coated, Bi<sub>2</sub>O<sub>3</sub>-coated, and Bi<sup>0</sup> + Bi<sub>2</sub>O<sub>3</sub>-coated carbon nanofibers for iodine capture. Iodine adsorption tests were performed at 200 °C for 4 h, and Bi<sup>0</sup>-coated carbon nanofiber showed the highest loading of 732 mg g<sup>-1</sup>, whereas the Bi<sub>2</sub>O<sub>3</sub>-coated sample showed the lowest loading of 364 mg g<sup>-1</sup>. Formation of BiI<sub>3</sub> and BiOI were observed on the carbon nanofibers after iodine adsorption. However, a small amount of polyiodide anions including I<sub>5</sub><sup>-</sup> and I<sub>3</sub><sup>-</sup> formed due to charge transfer between carbon fibers and iodine molecules.

Baskaran *et al.*<sup>158</sup> reported on the formation of bismuth-functionalized carbon foams (CF). The CF was produced by carbonizing commercially available (and inexpensive) melamine foam. The highly porous CF can be compressed but was not friable and does not decompose until 550 °C (no combustion). Bismuth was deposited onto the CF using electrodeposition. Physisorption of iodine on the CF was found to decrease with increased metal loading. As mentioned above, intermediate physisorption could act as an iodine concentrator and lead to enhanced chemisorption for metals, such as Bi, which have slower reaction kinetics. Under realistic conditions in which iodine concentrations are orders of magnitude lower than in the saturated conditions used for initial testing, it could be possible for chemisorption to dominate on the CFs, and to have similar levels of physisorption as the zeolites.



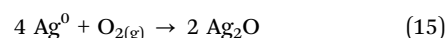
**Fig. 13** The reaction of CH<sub>3</sub>I with DABCO showing (a) the initial forms of each, (b) the intermediate bonding environment, and (c) the final form.<sup>176</sup> This figure was reprinted with permission from Aneheim *et al.*<sup>176</sup> Copyright 2018 Elsevier.

## 7. Sorbent functionalization

As mentioned in Fig. 1f, functionalization of the scaffold/support is an effective concept in the development of high-performance sorbents. Functionalization, in general, is the process of modifying pore surfaces of a scaffold/substrate using functional groups with the goal of enhancing sorption performance. Tailoring surface chemistry increases the loading capacity and selectivity of the sorbent toward specific elements of interest and improves uptake kinetics. A common method to incorporate metal ions on different supports are through organic tethers between the passive scaffold and the active getter. For example, Matyas *et al.*<sup>24,25</sup> synthesized Ag-functionalized silica aerogels in three steps: (1) the silica aerogel was functionalized with propylthiol monolayer using (3-mercaptopropyl)trimethoxysilane (3-MPTMS) under supercritical CO<sub>2</sub> conditions; (2) the thiolated silica aerogel was then treated at room temperature with a 3.94% AgNO<sub>3</sub> solution (5:1 deionized water to methanol, by volume); and (3) silver nanoparticles were produced on porous aerogel surfaces by reduction of silver thiolate adduct ions using 2.7% H<sub>2</sub> in Ar at 165 °C for 2 h. This method allowed control of the size, distribution, and concentration of silver nanoparticles within the final sorbent. In this case, the functional propylthiol monolayers acted as tethers to hold the Ag<sup>0</sup> nanoparticles in place.

Similarly, Riley *et al.*<sup>21</sup> synthesized Ag-functionalized Na–Al–Si–O and Al–Si–O aerogels by soaking the base aerogels in aqueous AgNO<sub>3</sub> solutions as mentioned above in the Matyas *et al.*<sup>24,25</sup> studies, followed by drying and Ag<sup>+</sup> reduction under H<sub>2</sub>/Ar to form silver nanoparticles within the aerogel matrix. Subsequent studies were performed using the same type of material but produced in xerogel form instead of aerogel form,<sup>23</sup> where the xerogels had more structural rigidity and maintained higher SSA values during subsequent processing steps after the base Na–Al–Si–O gel was produced. In both of these studies by Riley *et al.*,<sup>21,23</sup> thiolation was performed to assist in silver loading but also to add these thiol groups to the surfaces. A description of the full process including thiolation, silver loading, silver reduction, and iodine loading using substrates thiolated with 3-MPTMS is depicted in Fig. 14.

Based on the work by Matyas *et al.*<sup>25</sup> discussed above, X-ray photoelectron spectroscopy analysis of thiolated Ag-functionalized silica aerogels before and after exposure in iodine atmosphere at 150 °C showed that the oxidation of these materials tended to form more oxidized sulfur species [*i.e.*, SO<sub>4</sub><sup>2-</sup> or S<sup>6+</sup>; see eqn (14)] over the oxidation of Ag<sup>0</sup> to Ag<sup>+</sup> [see eqn (15)]. This showed that adding this type of thiol functionalization layer not only aided in the tethering of silver clusters to the silica aerogel surfaces, but it also provided a redox buffer for the silver by preventing the silver oxidation reaction and thereby increasing the longevity of these sorbents at high temperatures considering that reduced forms of silver tend to react with iodine more effectively than oxidized forms.<sup>21,23</sup>



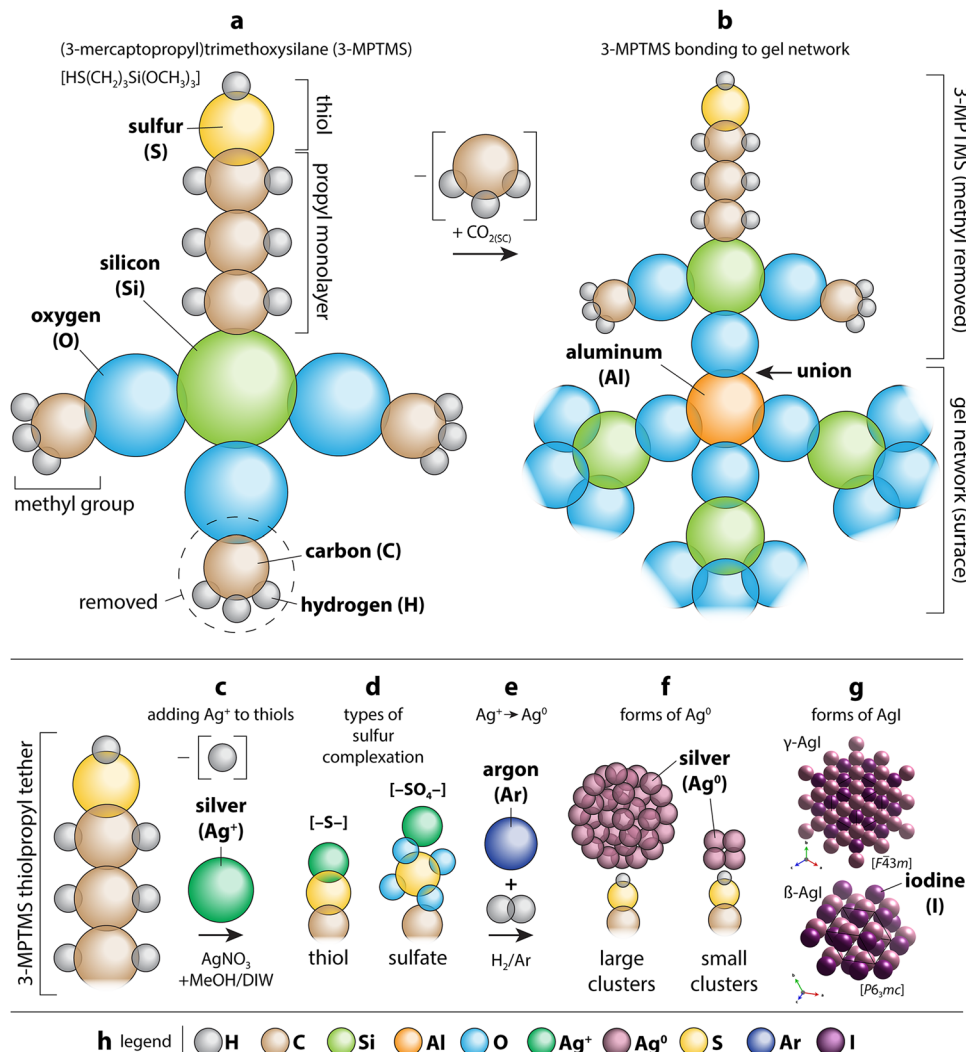


Fig. 14 Summary of how (3-mercaptopropyl)trimethoxysilane [*i.e.*, 3-MPTMS shown in (a)] interacts with the aluminosilicate xerogel network [shown in (b)] showing the union between the 3-MPTMS and the xerogel. (c) Summary of how  $\text{Ag}^+$  interacts with the thiol group, (d) sulfur complexation, (e) how  $\text{Ag}^+$  is reduced to  $\text{Ag}^0$ , (f) how the  $\text{Ag}^0$  crystals form around the thiol group and on the surface of the gel as confirmed by various characterizations described in the text, (g) the forms of AgI that are created upon iodine chemisorption, and (h) the legend showing which colors represent which elements. Atoms are not drawn to scale. Reproduced from Riley *et al.*<sup>23</sup> and reprinted with permission. Copyright 2022 American Chemical Society.

Lee *et al.*<sup>178</sup> synthesized Ag-containing hydrophobic aluminosilicate aerogels by ion exchange of  $\text{Na}^+$  for  $\text{Ag}^+$ . The prepared  $\text{Na}^+\text{AlSi-OH}$  gels were exposed to 0.5 M  $\text{AgNO}_3$  at a fixed Ag:Na molar ratio of 6.5 to match the Na content in  $\text{Na}_{1.05}\text{AlSiO}_{4.025}$  and  $\text{Na}_{1.3}\text{Al}_{1.1}\text{SiO}_{4.3}$ . Produced  $\text{Ag}^+\text{AlSi-OH}$  hydrogels were washed with purified water and filtered to remove  $\text{NaNO}_3$ , their surface modified with silylating agents, and silver ions reduced to silver nanoparticles during ambient pressure drying.

## 8. Sorbent loading

As mentioned in Fig. 1g, sorbent loading includes discussion of the reaction thermodynamics and loading kinetics of iodide formation within the sorbent as well as other key factors. The saturation capacity (SC; see Table 1) for a sorbent to capture a target analyte is defined as the total amount of that analyte that

can be loaded onto the sorbent. The units for this property can vary depending on several factors but can include moles of analyte per volume of total starting sorbent ( $\text{mol m}^{-3}$ ), grams of analyte loaded per gram of starting sorbent ( $\text{g g}^{-1}$  or  $Q_e$ ), or milligrams of analyte per gram of starting sorbent ( $\text{mg g}^{-1}$  or  $q_e$ ) at equilibrium. The terms  $P$ ,  $E$ , and  $DF$  for a sorbent technology are defined in eqn (16) and (17) below where  $P$  and  $E$  denote bed penetration (material getting through the bed) and bed efficiency (what is captured by the bed), respectively, and  $DF$  was previously defined.

$$P = 1 - E \quad (16)$$

$$DF = 1/(1 - E) = 1/P \quad (17)$$

In the U.S., regulations<sup>179–183</sup> require an overall plant  $DF$  of  $\sim 2000$  for  $^{129}\text{I}$ , *i.e.*,  $> 3000$  for the DOG,  $> 1000$  for the vessel





Fig. 15 Summary showing the relationships between DF, bed efficiency (to 0.999999), and bed penetration (to 0.000001), including (a) DF vs. both bed efficiency and bed penetration (all axes are  $\log_{10}$ ) as well as (b) bed penetration vs. bed efficiency.

ventilation off-gas (VOG),  $> 1000$  for the cell off-gas (COG), and  $> 1000$  for the melter off-gas (MOG).<sup>184–186</sup> As an example, a DF of 200 for a sorbent technology means that 99.5% of  $^{129}\text{I}$  was captured in the process where  $P$  and  $E$  denote the amount of a species getting through the sorbent (remaining uncaptured) and the amount captured on a mass fraction basis, respectively. The relationships between  $P$ ,  $E$ , and DF are also shown graphically in Fig. 15.

While these relationships between  $P$ ,  $E$ , and DF are valid, theoretically, a bed that is at least as deep as the mass transfer zone would have (essentially) infinite DF and 100% capture of the target analyte. Experimentally, this has been impossible to demonstrate because of limited detection limits of the measurement techniques for iodine species.<sup>187</sup> So, it seems impossible to use  $P$ ,  $E$ , and/or DF as metrics for a sorbent, because in a properly designed system, every sorbent should perform the same achieving infinite DF even though that cannot be measured. What would differentiate sorbents are

other parameters also addressed in this paper. While the capacity described above applies for determining loading for chemisorption-based sorbents, it does not apply as well to physisorption-based sorbents. For physisorption-based sorbents, the capacity depends on the concentration of the sorbate in the gas stream, according to its isotherm under the operating conditions.

## 9. Waste form options

As mentioned in Fig. 1h, the entire sorbent process is concluded by the final fate of the loaded sorbent (or final form of the  $\text{MI}_x\text{O}_y$  compound), *i.e.*, the waste form for long-term disposal. This section discusses general considerations (Section 9.1) that have to be made when preparing a loaded sorbent for disposal as well as direct consolidation of loaded materials (Section 9.2) and pretreatment followed by consolidation into waste forms (Section 9.3).

### 9.1. General discussion

Two of the properties that make sorbents effective to maximize gas-solid reactions, *i.e.*, high porosity and SSA, become liabilities when disposing the material where minimizing porosity reduces the rate of dissolution of equivalent sample mass. This means that some type of process is recommended between the loading step and the disposal step to reduce overall sorbent volume but also reduce the SSA available for leaching. In addition, these sorbents typically do not have suitable mechanical properties for long-term surface storage and transport. Therefore, a conversion process is required to produce a durable waste form that can satisfy both mechanical and the long-term durability requirements. Conceptually, this can be broken down into two approaches. The first approach is about minimizing any post-capture treatment prior to waste form conversion. In the second approach, the iodine can be separated from the capture material and processed into a waste form that better incorporates the iodine into the structure either increasing overall chemical durability or enabling a greater amount of iodine to be immobilized. Results thus far show that the latter approach enables disposal options that are more chemically durable and mechanically stable,<sup>137</sup> but this is at the expense of increased process complexity. Relative to the conversion of AgI-based sorbents into waste forms, which have been substantially reviewed elsewhere,<sup>62,68,188</sup> there are fewer examples of alternative metal (non-Ag) sorbents being converted. Thus, an emphasis on alternative waste forms is presented within this section.

The simplest waste form approach is to directly dispose the  $\text{MI}_x$  compound.<sup>189</sup> Conceptually, this is the simplest iodine waste form, but the majority of iodine capture concepts would require the  $\text{MI}_x$  compound to be recovered from the sorbent after loading. Additional processes can be used to increase the density of the material and reduce porosity, such as hot isostatic pressing (HIP) or spark plasma sintering (SPS).<sup>54,138,190,191</sup> Metal iodides ( $\text{CuI}$ ,  $\text{PbI}_2$ ,  $\text{HgI}_2$ ) and iodates



have been considered for direct disposal, taking into account solubility, hydrolysis, redox stability, radiation stability, and anion exchange reactions.<sup>189,192</sup> Similar to AgI, these data strongly suggested that the direct disposal of these materials will result in an unstable material within typical reducing deep geological disposal scenarios. Of the materials compared, AgI remains one of the more stable iodides alongside CuI and a mixture of bismuth oxyiodide (Bi<sub>x</sub>O<sub>y</sub>) and bismuth oxide (Bi<sub>5</sub>O<sub>7</sub>I + Bi<sub>2</sub>O<sub>3</sub>, see Section 4.3, Other considerations, for additional discussion on Bi<sub>x</sub>O<sub>y</sub> compounds). This combination is being used because the Bi<sub>2</sub>O<sub>3</sub> suppresses the hydrolysis of the oxyiodide. The susceptibility of bismuth oxyiodide to attack from carbonate and chloride ions, both being potential groundwater components, is an additional challenge. The authors noted that, in general, the preferred disposal conditions for the metal iodides would be in cool, nonreducing, and low dissolved salt conditions. This is why many studies have focused on methods to either surround the metal iodide within a more durable matrix or to incorporate the iodine into a more stable structure (see Section 9.2 below). To aid the comparison, Table 5 shows selected physical properties of relevant metal iodides.

In a rare example of MI<sub>x</sub> consolidation, HIP has been used to reduce the porosity in CuI by applying 100 MPa for 2 h at either 200 °C or 550 °C.<sup>54</sup> At the 550 °C processing temperature, the resulting CuI achieved 83% of the theoretical density. During chemical durability studies, the resultant CuI is relatively stable in near neutral conditions but remains susceptible to reducing conditions, which releases iodine into solution more rapidly. An additional study by Oshiro *et al.*<sup>130</sup> was done looking at consolidation of pure AgI, BiI<sub>3</sub>, BiOI, CuI, and SnI<sub>4</sub> reagents with SPS followed by ASTM C1308<sup>211</sup> leaching studies. The results showed that the AgI and CuI had superior chemical durability to the others, BiOI performed well, and BiI<sub>3</sub> and SnI<sub>4</sub> performed poorly. It is surprising that there have not been other reports on consolidating simple metal iodides to reach theoretical density. This would enable a fundamental study of the chemical durability of pure, dense MI<sub>x</sub> phases, which has yet to be carried out for most MI<sub>x</sub> compounds. Other reviews of iodine materials exist that provide greater details on material durability<sup>137</sup> and provide examples of iodine waste forms,<sup>62,68,188</sup> but the focus here is on highlighting the non-Ag based examples where materials have been consolidated into a waste form.

Whilst reducing conditions have been shown to accelerate dissolution of iodine, evidence exists that formation of the metallic Ag<sup>0</sup> may occur as a result of Fe(II) reduction thereby passivating dissolution.<sup>211,212</sup> The degree to which this mechanism slows dissolution has yet to be explored in detail and is often not observed in most reductive dissolution tests. This may be due to the nature of those tests, which are not carried out on long enough time scales.

## 9.2. Direct consolidation of capture materials into a waste form

The principle of direct consolidation is to convert the iodine-loaded sorbent into a waste form in as few steps as possible. Iodine is not separated from the sorbent during direct consolidation; instead, both the capture material and iodine are processed together *in situ*. Because of the prevalence of Ag-based capture materials, there has been comparatively few examples of alternative metals being directly consolidated into a waste form. Examples are provided below for different sample matrices.

**9.2.1. Glass.** Glass as a waste form has been a long-standing candidate for nuclear wastes due to its refractory nature.<sup>62,188,213</sup> However, the typical high temperature (>1000 °C) vitrification conditions that are required for good durability are at odds with thermodynamic stability of the iodine compounds being processed. In recent years, a significant amount of work has been dedicated to developing low-temperature glasses to avoid iodine release during the vitrification process, *e.g.*, Bi<sub>2</sub>O<sub>3</sub>-SiO<sub>2</sub>-ZnO.<sup>214</sup> Alternatively, a technique such as HIP can be used to retain volatiles during treatment. In most cases, low-temperature glass formulations have been developed to be compatible with AgI based systems rather than explicitly for other metal iodides. A rare example of a non-AgI system involves a BiPbO<sub>2</sub>NO<sub>3</sub> capture column that reacts with iodine to yield BiPbO<sub>2</sub>I, which is soluble in a lead-borate glass (65PbO-30B<sub>2</sub>O<sub>3</sub>-5ZnO).<sup>215,216</sup> Whilst loadings in the glass are currently low (<2% I), a stable waste form can be created. The iodine was bound to Pb, which was coordinated to 4 borate moieties.

**9.2.2. Low-temperature hydrating/polymerizing materials.** The use of cementitious materials that can be made at low temperatures that can be used to encapsulate iodine-loaded sorbents is an attractive driver because of the ease of synthesis

**Table 5** Selected physical properties of metal iodides including the solubility product constant ( $K_{sp}$ ) at 25 °C, the melting temperature ( $T_m$ ), the Gibbs free energy of formation ( $\Delta G_f^\circ$ ), the metal standard reduction potential ( $E^\circ$ ),<sup>193,194</sup> and the cost of the base metal in U.S. dollars (\$, USD) per kg as of January 2024

Metal iodide (MI <sub>x</sub> )				Metal (M)			
MI <sub>x</sub>	$K_{sp}$ (25 °C)	$T_m$ (°C)	$\Delta G_f^\circ$ (kJ)	M	$E^\circ$ (V)	Cost (\$ kg <sup>-1</sup> )	Ref(s).
AgI	$8.3 \times 10^{-17}$	559	-66	Ag	0.800	772	192,195-197
BiI <sub>3</sub>	$8.1 \times 10^{-19}$	409	-149	Bi	0.308	\$9	192,195,198,199
CuI	$1.1 \times 10^{-12}$	588	-70	Cu	0.518	\$8	192,195,200,201
HgI <sub>2</sub>	$2.0 \times 10^{-24}$ , $1.1 \times 10^{-12}$	250	-52	Hg	0.852	\$9	192,195,202,203
PbI <sub>2</sub>	$7.1 \times 10^{-9}$	407	-174	Pb	-0.126	\$2	192,195,196,204
PdI <sub>2</sub>	$2.5 \times 10^{-23}$	350	-63	Pd	0.915	\$30 700	205-207
TlI	$6.5 \times 10^{-8}$	440	-125	Tl	-0.336	\$7400	192,195,208,209
NaI	$1.84 \times 10^2$	661	-286	Na	-2.714	\$9	196,210



and lower energy requirements. However, iodine-containing wastes have complex speciation within these materials and do not appear to have substantial durability relative to other waste form concepts.<sup>217</sup> It appears that iodide has limited interaction with the cement matrix, whereas iodate can bind to the cement matrix *via* its outer oxygen atoms.<sup>218,219</sup> This is proportional to the Ca:Si ratio within the waste form.<sup>220</sup> The result is that iodine is very mobile within the pore water of the waste form and is controlled by the solubility of the metal iodide/iodate. The vast majority of work relates to the incorporation of AgI, but there are two examples of alternatives being encapsulated in cement, *i.e.*, zeolite containing Ba(IO<sub>3</sub>)<sub>2</sub> and PbI<sub>2</sub>.<sup>9</sup> The results showed a limited effect of the cement to retain the iodine, consistent with AgI work. It is unlikely that the use of different MI<sub>x</sub> compounds will result in improved waste performances relative to Ag-based systems.

**9.2.3. Conversion of alumina, silica, zeolite materials into waste forms.** The majority of examples where a porous alumina/silica or zeolite are converted into a waste form by HIP/SPS are AgI based.<sup>138,143,148,221–224</sup> In principle, equivalent materials where alternative metal iodides are possible, but few reports of these exist. One account of a Na-zeolite has been shown to be converted into a sodalite by interzeolite conversion.<sup>225</sup> The Si:Al ratio in the starting zeolite was key to enabling maximum formation of sodalite whilst avoiding the formation of nepheline and amorphous phases. The closer it was to 1, the fewer unwanted phases were observed. A compromise between capture and waste form performance was established with Na-based capture materials leading to waste forms with fewer phases whilst sacrificing iodine capture performance (Na-X: 120 mg g<sup>-1</sup>) relative to Ag (Ag-X: 250 mg g<sup>-1</sup>). Additionally, in a study by Chong *et al.*,<sup>226</sup> HIP was used to immobilize iodosodalite [Na<sub>8</sub>(AlSiO<sub>4</sub>)<sub>6</sub>I<sub>2</sub>] using different glass binders, which showed notably different chemical durabilities.

**9.2.4. Sodalite.** Most reported sodalite examples involve starting from NaI, and therefore are not examples of direct consolidation. However, there is an example of converting iodine within spent caustic scrubbing solutions into sodalite containing NaOH, NaCl, NaBr, NaI, Na<sub>2</sub>CO<sub>3</sub>, NaNO<sub>3</sub>, and NaNO<sub>2</sub>.<sup>227,228</sup> The caustic scrubber solution was combined with kaolinite and additional NaOH and heated to 90–150 °C. The best conditions to yield sodalite were when the NaOH/kaolinite ratio was 2:1, the temperature was 150 °C, and the mixture was stirred in an autoclave. This yielded 91.3% sodalite, 1.3% cancrinite, 0.4% kaolinite, and 12.7% amorphous phases (by mass). In general, the lower the fraction of the non-sodalite phases, the more durable the sodalite waste form becomes.<sup>229</sup>

**9.2.5. Lead vanadate.** Similarly to sodalites, there are many reports of iodoapatite-based waste forms,<sup>191,230–232</sup> but they can require extraction of the iodide from the capture material, followed by speciation conversion prior to waste form fabrication. However, a lead-vanadate sorbent, *i.e.*, PbS + Pb<sub>3</sub>(VO<sub>4</sub>)<sub>1.6</sub>(PO<sub>4</sub>)<sub>0.4</sub>, has enabled the direct conversion of the capture material into an iodoapatite-based conditioning matrix [*i.e.*, Pb<sub>10</sub>(VO<sub>4</sub>)<sub>4.8</sub>(PO<sub>4</sub>)<sub>1.2</sub>]<sub>2</sub> using SPS at 40 MPa and 500 °C.<sup>68</sup> The reaction with I<sub>2</sub> occurred at 60 °C over the course of 16 h. The resultant material after SPS was

98.1 ± 1.2% of the theoretical density. This approach is an example of waste forms informing capture material design.

### 9.3. Pretreatment followed by consolidation into a waste form

Pretreatment involves the use of multiple chemical steps to convert the iodide into a suitable disposal form. It may include extraction of the iodine from the capture sorbent followed by further treatment to exchange cations or a next step. The main reasons for using a more involved processing step here would be to maximize waste incorporation and to create materials with higher durability, but an added opportunity is the recycle of the primary sorbent, which was discussed previous in Section 3.2 (Sorbent performance). The main drawback of a pretreatment step is the extra industrial processing required between capture and waste form conversion, which leads to additional costs. However, if this can have a benefit with respect to the disposal case, then the extra effort involved may be justified. A summary of reported waste forms that involve non-AgI-based iodine species is provided in Table 6.

**9.3.1. Ceramic composites.** Ceramic composites combine multiple ceramic phases into one waste form. An example of this for iodine the case of a zeolite-hydroxyapatite-fluoro-hydroxyapatite material.<sup>244</sup> A Na-zeolite A was ion-exchanged with Ca<sup>2+</sup> ions before being loaded with I<sub>2</sub>. Then, the surface of the material was coated with a thin layer of hydroxyapatite by immersing the zeolite in an ammonium phosphate solution at pH 9.5 at 80 °C. Finally, the coated zeolite was combined with a spherical powder of hydroxyfluoroapatite and sintered whilst being uniaxially pressed. One of the most significant effects of the coating was that it substantially increased the temperature at which iodine was released from the zeolite under heating from 127 °C to 923 °C. This also provided evidence that the iodine still existed as I<sub>2</sub>. Thus, the material could withstand the sintering temperatures without the release of iodine (99% retention at 950 °C). The coating effectively blocked the porosity of the zeolite, preventing iodine release and allowing for a high temperature process to create the waste form. The apatite matrix then provided the durability, similarly to the glass encapsulant phase in a glass ceramic or glass composite material<sup>214</sup> or the metal encapsulant phase in a ceramic-metal (cermet) composite.<sup>56,245</sup>

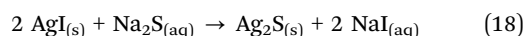
**9.3.2. Iodosodalites.** Iodosodalite [*e.g.*, Na<sub>8</sub>(AlSiO<sub>4</sub>)<sub>6</sub>I<sub>2</sub>] has been shown to be an extremely attractive waste form for iodine because of its chemical durability. The ideal case is to maximize the fraction of crystalline sodalite, minimize amorphous phases, and minimize porosity in the final form (*i.e.*, through hot pressing) as this leads to the lowest leach rates. It is also important to avoid the decomposition of sodalite into nepheline [*i.e.*, (Na,K)AlSiO<sub>4</sub>] phases, which can occur if the processing temperatures are too high. A recent paper provides a great example of taking a loaded capture material, recovering the iodine, and converting the iodine into a waste form.<sup>114</sup> A silver-exchanged mordenite loaded with iodine was reacted with Na<sub>2</sub>S producing NaI<sub>(aq)</sub> in solution and Ag<sub>2</sub>S<sub>(s)</sub>. Iodosodalite was then produced by a hydrothermal method after an evaporation step, which increased the concentration of NaI in solution.



Table 6 Waste form options reported as a function of initial iodine species (excluding AgI)

Starting speciation	Waste form speciation	Ref(s)
NaI	Sodalite, cancrinite, glass	114
CsI + BiI <sub>3</sub>	Cs <sub>3</sub> Bi <sub>2</sub> I <sub>9</sub> (perovskite)	233
CuI	CuI	54
BiPbO <sub>2</sub> I	BiPbO <sub>2</sub> I + lead-boron-zinc glass matrix	216
KIO <sub>3</sub> /NH <sub>4</sub> IO <sub>3</sub> , CaI <sub>2</sub>	Apatite: calcium phosphate	234
PbI <sub>2</sub> /NaI	Apatite: lead vanadate	109,190,235–239
IO <sub>3</sub> <sup>-</sup>	Apatite: calcium phosphate, A <sub>2</sub> NaIO <sub>6</sub> Perovskite (A = Ba, Sr, Ca)	240
I <sub>2</sub> , MnI <sub>2</sub>	Iodoboracite	241,242
CsI	Synroc-C	243
CaI <sub>2</sub> /NaI	Ceramic composite (zeolite, hydroxyapatite, and fluorohydroxyapatite)	244

In summary, the steps included: (1) crushing the material (optional), (2) iodine recovery at 90 °C [see eqn (18)], (3) evaporation of the solution at 88 °C, and (4) iodosalite formation under hydrothermal conditions at 180 °C for 7 days in an autoclave [see eqn (19)]. The resulting insoluble product from this process [*i.e.*, Ag<sub>2</sub>S<sub>(s)</sub>] is also known to capture I<sub>2(g)</sub>.<sup>103</sup>



A reaction of the resultant solutions, which contained both NaI and Ag<sub>2</sub>S with NaOH and Al<sub>2</sub>Si<sub>2</sub>O<sub>7</sub>, yielded sodalite, NaI, and some unknown phases. This example shows the practical challenges involved with recovering iodine from a capture material and converting it into a useful speciation that can be consolidated into a stable waste form. Due to impurities in the starting solution, the resulting waste form product was as pure as possible when starting from an idealized solution, as is often reported.

**9.3.3. Apatites (lead vanadates).** The synthesis of vanadates, *e.g.*, Pb<sub>10</sub>(VO<sub>4</sub>)<sub>6-x</sub>(PO<sub>4</sub>)<sub>x</sub>I<sub>2</sub>, is best achieved when the iodine is in the form of NaI or PbI<sub>2</sub>. Attempts have been made to synthesize vanadate waste forms with AgI and PdI<sub>2</sub>, but these were both unsuccessful.<sup>235,236</sup> A number of synthesis routes have been reported to form lead vanadate materials, including reactive sintering,<sup>237–239</sup> SPS,<sup>190,191</sup> microwave sintering,<sup>246</sup> mechanochemical processing,<sup>247</sup> and high-energy ball milling.<sup>248</sup> The mechanism of iodine leaching has been substantially studied, showing a significant degree of sensitivity to the disposal conditions. The waste form is most durable under near-neutral pH conditions.

**9.3.4. Apatites (calcium phosphates).** Iodine in the form of iodates (*e.g.*, KIO<sub>3</sub>, NaIO<sub>3</sub>, NH<sub>4</sub>IO<sub>3</sub>) have been reported precursors to the formation of iodate-substituted hydroxyapatites [Ca<sub>10</sub>(PO<sub>4</sub>)<sub>6</sub>(IO<sub>3</sub>)<sub>x</sub>(OH)<sub>2-2x</sub>]. In a study by Hassaan *et al.*,<sup>234</sup> apatite formation was achieved by reacting the iodate with Ca(NO<sub>3</sub>)<sub>2</sub> and NH<sub>4</sub>H<sub>2</sub>PO<sub>4</sub> through wet precipitation. Following this, techniques such as SPS and cold sintering have been used to consolidate the material into a densified form, which can achieve up to 96.8% of the theoretical density. The main challenge to resolve for these materials is how best to integrate the synthesis with the capture concepts where iodine is typically formed as an iodide.

**9.3.5. Perovskites.** Interest in perovskites as a target material for iodine-containing wastes is a recent development. Perovskites of the form A<sub>2</sub>MIO<sub>6</sub> (A = Ba, Sr, Ca; M = I, Na, K, Ag) require that iodine be present as IO<sub>3</sub><sup>-</sup> prior to formation.<sup>240</sup> Defect perovskites have also been produced, such as Cs<sub>2</sub>SnI<sub>6</sub><sup>249</sup> and Cs<sub>3</sub>Bi<sub>2</sub>I<sub>9</sub>.<sup>233</sup> In the example of Cs<sub>3</sub>Bi<sub>2</sub>I<sub>9</sub>, silica was used to reduce surface area and increase durability by encapsulating the more soluble Cs<sub>3</sub>Bi<sub>2</sub>I<sub>9</sub> phase. Overall, this allowed for a high loading of iodine within the composite waste form of 40 mass%. A core-shell type waste form was also created where a solidified pellet of Cs<sub>3</sub>Bi<sub>2</sub>I<sub>9</sub> was encapsulated by a layer of SiO<sub>2</sub>. Whilst the iodine loading was lower than the composite, the leach performance was improved, at least within the time-scale of the experiment.

**9.3.6. Glasses.** Typical borosilicate glasses are not particularly suited for iodine wastes because of the relatively low solubility of iodine (≤ 2.4 mass%)<sup>250</sup> and the volatilization (low retention) of iodine at vitrification temperatures.<sup>251</sup> A lot of the development of glass waste forms has focused on reducing the glass-forming temperature such that iodine volatilization is minimized. Whilst there has been work incorporating AgI into silver phosphate glass,<sup>252</sup> lead-borate glass,<sup>253</sup> and silver tellurite glasses,<sup>254–256</sup> far fewer examples of other metal iodides in glass have been reported.

**9.3.7. Glass ceramics and glass-composite materials.** Glass ceramics are multi-phase materials containing a crystalline phase and an amorphous glass phase. Iodine is typically found in the crystalline phase, but durability comes from the amorphous glass phase encapsulating the crystalline inclusions. In contrast, the durability in glass composite materials is limited by the iodine-containing crystalline phase(s). The glass in the glass composite reduces surface area in the waste form, thereby reducing overall leaching rates. All the work thus far has been focused on AgI-based disposal, but in principle, there is no reason that alternative MI<sub>x</sub> compounds should not be explored.

**9.3.8. Titanate ceramics.** Iodine has been shown to be retained in Synroc-C, a material that can potentially be used for high-level waste (HLW) disposal. The major phases, by mass, for a Synroc C waste form include zirconolite (~27%, CaZrTi<sub>2</sub>O<sub>7</sub>), perovskite (~27%, CaTiO<sub>3</sub>), hollandite (~27%, BaAl<sub>2</sub>Ti<sub>6</sub>O<sub>16</sub>), and rutile (10%).<sup>243</sup> The remaining 5–10 mass% consists of aluminates and Ti<sub>3</sub>O<sub>5</sub>. Whilst a lot of the HLW fission products are included within the major phases, iodine is poorly incorporated. Instead, it appears that AgI, CrI<sub>3</sub>, or PdI<sub>2</sub>



might form, although the exact speciation has not been confirmed. In the absence of these species within the initial simulant, iodide retention appears to be poor ( $<0.05$  mass%). In this instance, iodine was simulated within HLW as CsI. This example shows difficulties of immobilizing iodine in a more general waste form, where there is a compromise between processing ease and the durability of the iodine phase.

**9.3.9. Iodoboracites.** While no recent work developing iodoboracite ( $M_3B_7O_{13}I$ ,  $M = Mn, Fe, Co, Ni, Cd$ ) specifically to target an iodine waste form has been reported, these materials can have iodine loadings of between 17–26 mass%. A variety of synthetic methods have been used to produce these materials. Most recently, a metal oxide and  $B_2O_3$  was reacted with an excess of B and  $I_2$  at 450 °C for 3 days. After the reaction, the excess B and  $I_2$  were removed by washing with ethanol.<sup>241</sup> A more challenging synthesis involved MnO,  $MnI_2$ ,  $B_2O_3$ , and  $H_2O$  by a transport reaction in a sealed quartz ampoule at  $\sim 927$  °C.<sup>242</sup> Simpler synthetic methods are needed for iodoboracite to become a practical alternative to other potential waste forms discussed above.

#### 9.4. Wrap-up

The reason for investigating alternatives to disposal of AgI in waste forms is predicated on avoiding the disposal of an expensive and environmentally controlled metal. However, most alternatives suffer from a lack of thermodynamic stability in disposal environments and/or can also have similar toxicity drawbacks. Within the literature, two broad approaches to iodine waste forms research have been documented that include incorporation of the iodine into the waste form crystal structure (*e.g.*, in sodalites, apatites, or perovskites) or where a  $MI_x$  compound is encapsulated by a durable matrix (*e.g.*, glass composite materials, cermet composites). Only a few reported examples exist of directly converting a non-AgI based capture material and producing a waste form including  $BiI_3$ ,  $BiOI$ ,  $CuI$ , and  $SnI_4$  (see Section 9.1, General discussion).<sup>130</sup> With increasing interest in Bi-based capture materials,<sup>58,59,61,120,257</sup> it is important that these materials are developed with consideration of the final waste form. Also, it will be important to compare new waste forms to equivalent Ag-based waste forms when using the direct disposal methods. The study of iodine waste form durability has been inconsistent across the many options. This has made it challenging to compare the merits of different materials on a fair basis. Thus, one critical area where more work is needed is to find better methods for comparing different waste form technologies. It is still unclear which approach is optimal and thus research to look at both simplified waste form conversion and more involved post-capture pretreatment processes are important to provide a broader set of pathways for iodine disposal.

A detailed review of durability is beyond the scope of this paper as it has been discussed in a recent review,<sup>137</sup> but there are some important discussion points to consider when selecting a waste form. Standardized tests available to experimentalists often do not provide a good overview of material performance. The majority of work has been carried out at pH 7, but the stability

of a particular waste form is often highly sensitive to pH and the redox chemistry of the system.<sup>137</sup> Thus, to be confident in the long-term durability of a waste form, a broader understanding of the mechanism is required and is currently being assessed as part of a multi-laboratory effort in the U.S. (Pacific Northwest National Laboratory and Argonne National Laboratory) on a variety of different iodine waste forms.<sup>258–261</sup> Examples of detailed studies include those on vanadate waste forms, where substantial work has been carried out to determine the different processes that affect leaching behaviors.<sup>232</sup> Another example where detailed mechanistic studies have been carried out is in cementitious materials.<sup>195,262,263</sup> The more future studies follow this approach, the easier it will be to evaluate the strengths and weaknesses of different options in head-to-head comparisons.<sup>231,264</sup>

## 10. Summary, conclusions, and recommendations

In summary, a variety of different selection criteria and features must be considered when designing new sorbent materials, which were highlighted in Fig. 1 with more detail provided in Table 1. These include the target analyte in the off-gas environment (Fig. 1a), general sorbent requirements (Fig. 1b), getter selection (Fig. 1c), scaffold selection (Fig. 1d), getter addition (the process by which the getter is added to the scaffold, Fig. 1e), sorbent functionalization (Fig. 1f), sorbent loading (Fig. 1g), and the final waste form (Fig. 1h). The overall list of sorbent requirements is extensive and includes a range of thermal, mechanical, structural, chemical, radiation stability, thermodynamic, and general (*e.g.*, cost, availability) properties of the base material and the loaded material. In most cases, based on several inherent properties, many candidate materials could be removed from the pool of “easy options” for immediate industrial-scale deployment due to high costs (*e.g.*, precious metals), low commercial availabilities (*e.g.*, aerogels, xerogels), and high environmental toxicities (*e.g.*, those containing RCRA metals and/or low chemical durabilities).

The most promising getter metal based on many decades of literature is Ag, where reduced silver ( $Ag^0$ ) appears to outperform  $Ag^+$  when present in the same base sorbent. The main issues with using silver are that disposal of Ag-containing materials in the U.S. is controlled by the EPA under RCRA (40 CFR 261)<sup>110</sup> and the cost is high compared to most other (non-precious) metals. Thus, alternative technologies are sought after to replace them. Promising chemisorption-based candidate sorbents include Bi and Cu.

When  $Bi^0/Bi^{3+}$  reacts with iodine, it can form  $BiI_3$  or  $BiO_xI_y$  compounds; additionally,  $BiI_3$  can decompose to form  $BiO_xI_y$  compounds during loading experiments or after exposure at elevated temperatures in oxygen-containing atmospheres through  $I_{2(g)}$  evolution. This complication might make implementation of a bismuth-containing sorbent difficult for capturing all available iodine without later desorbing some of it. Evidence also shows that additives (*e.g.*,  $Bi_2O_3$ ) and additional processing steps might be required to fully stabilize



iodine-loaded Bi-based sorbents thereby lowering the overall iodine loading in the final form.

Copper shows promise as a replacement for Ag where CuI has similar thermal stability and chemical durability to AgI. Copper is much cheaper and more environmentally friendly than Ag, and it can be incorporated into a variety of porous scaffolds similarly to Ag. However, Cu tends to oxidize more readily than Ag being that Cu is less noble of a metal than Ag. Thus, while Ag-based materials show extreme promise, it is possible that utilizing these other metals (*e.g.*, Bi, Cu), while having some shortfalls, might prove easier, cheaper, and more effective in the long run when considering the full life cycle of the sorbent from synthesis (preparation) to disposal.

Many iodine waste form options have been considered for long-term radioiodine disposal over the past several decades. The candidates can loosely be binned into either (1) direct consolidation of capture materials into a waste form or (2) pretreatment of the loaded material followed by consolidation into a waste form. For the first category, the options documented here include the following: glass; low-temperature hydrating/polymerizing materials; conversion of alumina, silica, and/or zeolite materials; sodalite; and apatite. For the second category, the options discussed here included the following: ceramic composites; iodosalite; apatite (*i.e.*, lead vanadate and calcium phosphate); perovskites; glass, glass ceramics and glass composite materials; titanate ceramics; and iodoboracite. The ranges of iodine loadings, chemical durabilities, fabrication difficulties, mechanical properties, and thermal properties of these different options vary extensively.

When designing a sorbent, the cradle-to-grave processes need to be considered holistically. The purpose of this paper is to guide researchers towards a more comprehensive checklist of applicable and critical criteria to consider when developing new iodine sorbent materials and iodine waste forms as well as advancing the TRL of existing materials.

## Author contributions

BJR – conceptualization, funding acquisition, data curation, visualization, methodology, writing – original draft, writing – review and editing. JRT – conceptualization, methodology, writing – original draft, writing – review and editing. JM – conceptualization, funding acquisition, writing – original draft, writing – review and editing. SC – writing – original draft, writing – review and editing. KC – writing – original draft, writing – review and editing. JM – writing – original draft, writing – review and editing.

## Data availability

No primary research results, software or code have been included and no new data were generated or analyzed as part of this review.

## Conflicts of interest

There are no conflicts to declare.

## Acknowledgements

Pacific Northwest National Laboratory (PNNL) is operated by Battelle Memorial Institute for the DOE under contract DE-AC05-76RL01830. PNNL and ORNL contributions were funded through the United States Department of Energy, Office of Nuclear Energy's (DOE-NE) Material Recovery and Waste Form Development Campaign under the Nuclear Fuel Cycle and Supply Chain (NFCSC) Program. PNNL and ORNL authors thank Kimberly Gray (DOE-NE) and Ken Marsden (Idaho National Laboratory) for programmatic support. KC's contributions to this effort were supported by the United States Department of Energy (DOE) Nuclear Energy University Program (NEUP) under contract DE-NE0009317, and the US Nuclear Regulatory Commission (USNRC) under contract 31310022M015. BR thanks Sheila Riley for her help in editing the document.

## References

- 1 L. B. Zablotzka, E. Ron, A. V. Rozhko, M. Hatch, O. N. Polyanskaya, A. V. Brenner, J. Lubin, G. N. Romanov, R. J. McConnell, P. O'Kane, V. V. Evseenko, V. V. Drozdovitch, N. Luckyanov, V. F. Minenko, A. Bouville and V. B. Masyakin, *Br. J. Cancer*, 2011, **104**, 181–187.
- 2 S. Tokonami, M. Hosoda, S. Akiba, A. Sorimachi, I. Kashiwakura and M. Balonov, *Sci. Rep.*, 2012, **2**, 507.
- 3 R. A. Brown, J. D. Christian and T. R. Thomas, *Airborne radionuclide waste-management reference document*, Report ENICO-1133, Exxon Nuclear Idaho Co., Inc., Idaho Falls, ID, 1983.
- 4 L. L. Burger and R. D. Scheele, *HWVP Iodine Trap Evaluation*, Report PNNL-14860, Pacific Northwest National Laboratory, Richland, WA, 2004.
- 5 H. A. C. McKay, P. Miquel and I. F. White, *Radioact. Waste Manage.*, 1982, 5–172.
- 6 R. A. Brown, J. D. Christian and T. R. Thomas, *Airborne Radionuclide Waste Management*, Report ENICO-1132, Exxon Nuclear Idaho Company, Idaho Falls, ID, 1983.
- 7 R. McNabney and A. M. Lyon, *The removal of iodine from gas streams by reaction with silver in packed towers*, Report 0099-8524, U.S. Atomic Energy Commission, Richland, WA, 1949.
- 8 R. T. Jubin, *Airborne waste management technology applicable for use in reprocessing plants for control of iodine and other off-gas constituents*, Report ORNL/TM-10477, Oak Ridge National Laboratory, Oak Ridge, TN, 1988.
- 9 L. E. Trevorow, G. F. Vandegrift, V. M. Kolba and M. J. Steindler, *Compatibility of Technologies with regulations in the waste management of H-3, I-129, C-14, and Kr-85. Part I. Initial information base*, Report ANL-83-57, Argonne National Laboratory Argonne, IL, 1983.



- 10 D. W. Holladay, *A literature survey: Methods for the removal of iodine species from off-gases and liquid waste streams of nuclear power and nuclear fuel reprocessing plants, with emphasis on solid sorbents*, Report ORNL/TM-6350, Oak Ridge National Laboratory, Oak Ridge, TN, 1979.
- 11 G. E. R. Collard, D. Hennart, J. Van Dooren and W. R. A. Goosens, Proceedings of the 16th DOE Nuclear Air Cleaning Conference, 552–564, 1980.
- 12 R. Stromatt, *Removal of Radioiodine from PUREX Off-Gases with Nitric Acid and Nitric Acid-Mercuric Nitrate Solutions*, Report USAEC HW-55735, Hanford Atomic Products Operation, Richland, WA, 1958.
- 13 J. C. Mailen and D. E. Horner, *Nucl. Technol.*, 1975, **30**, 317–324.
- 14 D. E. Horner, J. C. Mailen and F. A. Posey, Electrolytic trapping of iodine from process gas streams, *US. Pat.*, US4004993A, 1977.
- 15 D. R. Haefner and T. J. Tranter, *Methods of Gas Phase Capture of Iodine from Fuel Reprocessing Off-Gas: A Literature Survey*, Report INL/EXT-07-12299, Idaho National Laboratory, Idaho Falls, ID, 2007.
- 16 W. J. Maeck and D. T. Pence, 11th AEC Air Cleaning Conference, CONF-700816, 1970.
- 17 D. T. Pence, F. A. Duce and W. J. Maeck, 11th AEC Air Cleaning Conference, CONF 700816, 1970.
- 18 D. T. Pence, F. A. Duce and W. J. Maeck, 12th AEC Air Cleaning Conference, CONF 720823, 1972.
- 19 T. R. Thomas, L. P. Murphy, B. A. Staples and J. T. Nichols, *Airborne elemental iodine loading capacities of metal zeolites and a method for recycling silver zeolite*, Report ICP-1119, Idaho National Laboratory, Idaho Falls, ID, 1977.
- 20 A. I. Wiechert, A. P. Ladshaw, J. Moon, C. W. Abney, Y. Nan, S. Choi, J. Liu, L. L. Tavlarides, C. Tsouris and S. Yiacomou, *ACS Appl. Mater. Interface*, 2020, **12**, 49680–49693.
- 21 B. J. Riley, J. O. Kroll, J. A. Peterson, J. Matyáš, M. J. Olszta, X. Li and J. D. Vienna, *ACS Appl. Mater. Interfaces*, 2017, **9**, 32907–32919.
- 22 S. Chong, B. J. Riley, W. Kuang and M. J. Olszta, *ACS Omega*, 2021, **6**, 11628–11638.
- 23 B. J. Riley, S. Chong, J. Marcial, N. Lahiri, M. K. Bera, S. Lee, T. Wu, K. Kruska and J. Matyáš, *ACS Appl. Nano Mater.*, 2022, **5**, 9478–9494.
- 24 J. Matyáš, G. E. Fryxell, B. J. Busche, K. Wallace and L. S. Fifield, Functionalized silica aerogels: Advanced materials to capture and immobilize radioactive iodine, in *Ceramic Materials for Energy Applications*, ed. H. Lin, Y. Katoh, K. M. Fox, I. Belharouak, S. Widjaja and D. Singh, John Wiley & Sons, Inc., Hoboken, NJ, US, 2011, pp. 23–33.
- 25 J. Matyáš, E. S. Ilton and L. Kovařík, *RSC Adv.*, 2018, **8**, 31843–31852.
- 26 H. Mineo, M. Gotoh, M. Iizuka, S. Fujisaki and G. Uchiyama, *J. Nucl. Sci. Technol.*, 2002, **39**, 241–247.
- 27 F. J. Herrmann, B. Herrmann, V. Hoefflich, C. Beyer and J. Furrer, 24<sup>th</sup> DOE/NRC Nucl. Air Cleaning Conf., NUREG-CP-0153, 609–617, 1997.
- 28 F. J. Herrmann, B. Herrmann, K. D. Kuhn, A. Van Schoor, M. Weishaupt, J. Furrer and W. Knoch, 24<sup>th</sup> DOE/NRC Nucl. Air Cleaning Conf., NUREG-CP-0153, 618–627, 1997.
- 29 F. J. Herrmann, V. Motoi, B. Herrmann, D. Fang, L. Finsterwalder, K. D. Kuhn, A. van Schoor, C. Beyer, J. Furrer and W. Knoch, 22<sup>nd</sup> DOE/NRC Nucl. Air Cleaning Conf., NUREG/CP-0130, 75–90, 1993.
- 30 F. J. Herrmann, V. Motoi, B. Herrmann, A. Van Schoor, D. Fang and H. Fies, 21<sup>st</sup> DOE/NRC Nucl. Air Cleaning Conf., CONF-900813, 222–233, 1991.
- 31 O. Kindel, V. Hoefflich, F. J. Herrmann and P. Patzelt, *J. Radioanal. Nucl. Chem.*, 1993, **176**, 251–259.
- 32 Y. Kondo, Y. Sugimoto, Y. Hirose, T. Fukasawa, J. Furrer, F. J. Herrmann and W. Knoch, 22<sup>nd</sup> DOE/NRC Nucl. Air Cleaning Conf., NUREG/CP-0130, 118–127, 1993.
- 33 E. Henrich, F. J. Herrmann, W. Weinlaender, P. Dedaldecamp, J. P. Goumandy and A. Leseur, *Reaktortag*, [Fachvortr.], 1976, 351–354.
- 34 E. Henrich and R. Hüfner, 16<sup>th</sup> DOE Nucl. Air Cleaning Conf., CONF-801038, 597–611, 1981.
- 35 E. Henrich, H. Schmieder, W. Roesch and F. Weirich, 16<sup>th</sup> DOE Nucl. Air Cleaning Conf., CONF-801038, 612–627, 1981.
- 36 J. Furrer, R. Kaempffer, F. J. Herrmann, B. Nemes and V. Motoi, *KFK-Nachr.*, 1988, **20**, 102–103.
- 37 J. A. Jordan, Nuclear Engineering, MS thesis, University of Tennessee, Knoxville, 2018.
- 38 M.-H. Zeng, Q.-X. Wang, Y.-X. Tan, S. Hu, H.-X. Zhao, L.-S. Long and M. Kurmoo, *J. Am. Chem. Soc.*, 2010, **132**, 2561–2563.
- 39 J. T. Hughes, D. F. Sava, T. M. Nenoff and A. Navrotsky, *J. Am. Chem. Soc.*, 2013, **135**, 16256–16259.
- 40 D. F. Sava, K. W. Chapman, M. A. Rodriguez, J. A. Greathouse, P. S. Crozier, H. Zhao, P. J. Chupas and T. M. Nenoff, *J. Am. Chem. Soc.*, 2013, **25**, 2591–2596.
- 41 C. M. González-García, J. F. González and S. Román, *Fuel Proc. Technol.*, 2011, **92**, 247–252.
- 42 A. J. Juhola, *Carbon*, 1975, **13**, 437–442.
- 43 J. Zhou, S. Hao, L. Gao and Y. Zhang, *Ann. Nucl. Energy*, 2014, **72**, 237–241.
- 44 S.-Y. Ding and W. Wang, *Chem. Soc. Rev.*, 2013, **42**, 548–568.
- 45 Y. Xie, T. Pan, Q. Lei, C. Chen, X. Dong, Y. Yuan, W. A. Maksoud, L. Zhao, L. Cavallo, I. Pinnau and Y. Han, *Nat. Commun.*, 2022, **13**, 2878.
- 46 L. Zhang, J. Li, H. Zhang, Y. Liu, Y. Cui, F. Jin, K. Wang, G. Liu, Y. Zhao and Y. Zeng, *Chem. Commun.*, 2021, **57**, 5558–5561.
- 47 B. Valizadeh, T. N. Nguyen, B. Smit and K. C. Stylianou, *Adv. Funct. Mater.*, 2018, **28**, 1801596.
- 48 X. Qian, B. Wang, Z.-Q. Zhu, H.-X. Sun, F. Ren, P. Mu, C. Ma, W.-D. Liang and A. Li, *J. Hazard. Mater.*, 2017, **338**, 224–232.
- 49 P. Wang, Q. Xu, Z. Li, W. Jiang, Q. Jiang and D. Jiang, *Adv. Mater.*, 2018, **30**, 1801991.
- 50 W. Xie, D. Cui, S.-R. Zhang, Y.-H. Xu and D.-L. Jiang, *Mater. Horiz.*, 2019, **6**, 1571–1595.
- 51 S. Chong, B. J. Riley, K. Baskaran, S. Sullivan, L. G. El Khoury, K. Carlson, R. M. Asmussen and M. S. Fountain, *New J. Chem.*, 2024, **48**, 9880–9884.



- 52 M. M. Metalidi, V. I. Beznosyuk, N. N. Kalinin, A. B. Kolyadin and Y. S. Fedorov, *Radiochemistry*, 2009, **51**, 409–411.
- 53 H. Kitagawa, H. Ohtsu and M. Kawano, *Angew. Chem., Int. Ed.*, 2013, **52**, 12395–12399.
- 54 E. R. Vance, C. Grant, I. Karatchevtseva, Z. Aly, A. Stopic, J. Harrison, G. Thorogood, H. Wong and D. J. Gregg, *J. Nucl. Mater.*, 2018, **505**, 143–148.
- 55 J. Zhou, Q. Chen, T. Li, T. Lan, P. Bai, F. Liu, Z. Yuan, W. Zheng, W. Yan and T. Yan, *Inorg. Chem.*, 2022, **61**, 7746–7753.
- 56 B. J. Riley, N. C. Canfield, S. Chong and J. V. Crum, *ACS Omega*, 2024, **9**, 34661–34674.
- 57 J. H. Yang, Y.-J. Cho, J. M. Shin and M.-S. Yim, *J. Nucl. Mater.*, 2015, **465**, 556–564.
- 58 J. H. Yang, J. M. Shin, J. J. Park, G. I. Park and M. S. Yim, *J. Nucl. Mater.*, 2015, **457**, 1–8.
- 59 A. Tesfay Reda, M. Pan, D. Zhang and X. Xu, *J. Environ. Chem. Eng.*, 2021, **9**, 105279.
- 60 Z. Tian, T.-S. Chee, L. Zhu, T. Duan, X. Zhang, L. Lei and C. Xiao, *J. Hazard. Mater.*, 2021, **417**, 125978.
- 61 Y. Hao, Z. Tian, C. Liu and C. Xiao, *Front. Chem.*, 2023, **11**, 1122484.
- 62 B. J. Riley, J. D. Vienna, D. M. Strachan, J. S. McCloy and J. L. Jerden Jr, *J. Nucl. Mater.*, 2016, **470**, 307–326.
- 63 X. Yang, H. Wu and D. Xie, *J. Radioanal. Nucl. Chem.*, 2023, **332**, 4427–4439.
- 64 M. Chebbi, C. Monsanglant-Louvet, P. Parent, C. Gerente, L. L. Coq and B. M. Mokili, *Carbon Trends*, 2022, **7**, 100164.
- 65 T. J. Robshaw, J. Turner, S. Kearney, B. Walkley, C. A. Sharrad and M. D. Ogden, *SN Appl. Sci.*, 2021, **3**, 843.
- 66 S. U. Nandanwar, K. Coldsnow, V. Utgikar, P. Sabharwall and D. Eric Aston, *Chem. Eng. J.*, 2016, **306**, 369–381.
- 67 J. Huve, A. Ryzhikov, H. Nouali, V. Lalia, G. Augé and T. J. Daou, *RSC Adv.*, 2018, **8**, 29248–29273.
- 68 R. Pénélope, L. Campayo, M. Fournier, A. Gossard and A. Grandjean, *J. Nucl. Mater.*, 2022, **563**, 153635.
- 69 T. Pan, K. Yang, X. Dong and Y. Han, *J. Mater. Chem. A*, 2023, **11**, 5460–5475.
- 70 S.-T. Wang, Y.-J. Liu, C.-Y. Zhang, F. Yang, W.-H. Fang and J. Zhang, *Chem Eur. J.*, 2023, **29**, e202202638.
- 71 B. J. Riley and K. Carlson, *Front. Chem.*, 2022, **10**, 969303.
- 72 S. H. Bruffey, R. T. Jubin, D. Strachan, N. Soelberg, B. B. Spencer and B. J. Riley, *Performance Criteria for Capture and/or Immobilization Technologies (Revision 1)*, Report ORNL/SPR-2020/1583, Oak Ridge National Laboratory, Oak Ridge, TN, 2020.
- 73 S. H. Bruffey, B. B. Spencer, D. M. Strachan, R. T. Jubin, N. Soelberg and B. J. Riley, *A Literature Survey to Identify Potentially Problematic Volatile Iodine-Bearing Species Present in Off-Gas Streams*, Report FCR&D-MRWFD-2015-000421, ORNL-SPR-2015/290, Oak Ridge National Laboratory, Oak Ridge, TN, 2015.
- 74 S. H. Bruffey, K. K. Patton, J. F. Walker Jr. and R. T. Jubin, *Complete NO and NO<sub>2</sub> Aging Study for AgZ*, Report FCRD-MRWFD-2015-000631, ORNL/SPR-2015/128, Oak Ridge National Laboratory, Oak Ridge, TN, 2015.
- 75 J. A. Johnson, C. J. Rawn, B. B. Spencer, R. A. Meisner and G. D. Del Cul, *J. Nucl. Mater.*, 2017, **490**, 211–215.
- 76 R. T. Jubin and B. B. Spencer, *Evaluation of Tritium Management Approaches on Tritium Waste Volumes in Reprocessing Plants*, Report ORNL/TM-2017/308, Oak Ridge National Laboratory, Oak Ridge, TN, 2017.
- 77 J. H. Goode, *Voloxidation: removal of volatile fission products from spent LMFBR fuels*, Report ORNL-TM-3723, Oak Ridge National Laboratory, Oak Ridge, TN, 1970.
- 78 B. B. Spencer, S. H. Bruffey and R. T. Jubin, *Test Plan to Demonstrate Removal of Iodine and Tritium from Simulated Nuclear Fuel Recycle Plant Off-Gas Streams Using Adsorption Processes*, Report ORNL/LTR-2013/542, Oak Ridge National Laboratory, Oak Ridge, TN, 2013.
- 79 A. T. Greaney, S. H. Bruffey and R. T. Jubin, *Effect of NO<sub>x</sub> and water variations on iodine loading of AgZ*, Report ORNL/SPR-2020/1581, Oak Ridge National Laboratory, Oak Ridge, TN, 2020.
- 80 L. Han, S. Cai, M. Gao, J.-Y. Hasegawa, P. Wang, J. Zhang, L. Shi and D. Zhang, *Chem. Rev.*, 2019, **119**, 10916–10976.
- 81 H. B. Andrews, J. McFarlane, A. S. Chapel, N. D. B. Ezell, D. E. Holcomb, D. de Wet, M. S. Greenwood, K. G. Myhre, S. A. Bryan, A. Lines, B. J. Riley, H. M. Felmy and P. W. Humrickhouse, *Nucl. Eng. Des.*, 2021, **385**, 111529.
- 82 B. J. Riley, J. McFarlane, G. D. DelCul, J. D. Vienna, C. I. Contescu and C. W. Forsberg, *Nucl. Eng. Des.*, 2019, **345**, 94–109.
- 83 J. McFarlane, B. J. Riley, D. E. Holcomb, A. Lines, H. B. Andrews, S. A. Bryan, A. S. Chapel, N. D. B. Ezell, H. M. Felmy, M. S. Greenwood, P. W. Humrickhouse and K. G. Myhre, *Molten Salt Reactor Engineering Study for Off-Gas Management*, Report ORNL/TM-2020/1602, PNNL-30159, Oak Ridge National Laboratory, Oak Ridge, TN, 2020.
- 84 J. A. Peterson, M. MacDonell, L. Haroun, F. Monette, R. D. Hildebrand and A. Taboas, *“Krypton” in Radiological and Chemical Fact Sheets to Support Health Risk Analyses for Contaminated Areas Report* [https://remm.hhs.gov/ANL\\_Con-taminantFactSheets\\_All\\_070418.pdf](https://remm.hhs.gov/ANL_Con-taminantFactSheets_All_070418.pdf), Argonne National Laboratory, Environmental Science Division, Lemont, IL, 2007.
- 85 40 CFR 190, *Environmental radiation protection requirements for normal operations of activities in the uranium fuel cycle*, Environmental Protection Agency, Washington, D.C.
- 86 L. D. Trowbridge, L. M. Toth and E. D. Collins, *Molten Hydroxide Trapping Process for Radioiodine*, Report ORNL/TM-2002/247, Oak Ridge National Laboratory, Oak Ridge, TN, 2003.
- 87 B. J. Riley, J. McFarlane, G. DelCul, J. D. Vienna, C. I. Contescu, L. M. Hay, A. V. Savino and H. E. Adkins, *Identification of Potential Waste Processing and Waste Form Options for Molten Salt Reactors*, Pacific Northwest National Laboratory, Richland, WA, 2018.



- 88 H. M. Felmy, A. J. Clifford, A. S. Medina, R. M. Cox, J. M. Wilson, A. M. Lines and S. A. Bryan, *Environ. Sci. Technol.*, 2021, **55**, 3898–3908.
- 89 J. McFarlane, D. Orea, K. Robb, B. Hunter, K. R. Johnson, H. Andrews, K. Lee and R. Salko, *Bubble Mass Transport Measurement in the Large Scale Test Loops at Oak Ridge National Laboratory*, Report ORNL/TM-2024/3579, Oak Ridge National Laboratory, Oak Ridge, TN, 2024.
- 90 L. C. Lewis, *Evaluation of Adsorbents for Purification of Noble Gases in Dissolver Off-Gas*, Report IN-1402, Idaho Nuclear Corporation, National Reactor Testing Station, Idaho Falls, ID, 1970.
- 91 K. D. Hughey, A. M. Bradley, R. G. Tonkyn, H. M. Felmy, T. A. Blake, S. A. Bryan, T. J. Johnson and A. M. Lines, *J. Phys. Chem. A*, 2020, **124**, 9578–9588.
- 92 C. J. Adams, *Inorg. Nucl. Chem. Lett.*, 1974, **10**, 831–835.
- 93 O. Beneš, E. Capelli, N. Morelová, J. Y. Colle, A. Tosolin, T. Wiss, B. Cremer and R. J. M. Konings, *Phys. Chem. Chem. Phys.*, 2021, **23**, 9512–9523.
- 94 J. M. Kurley, P. W. Halstenberg, A. McAlister, S. Raiman, S. Dai and R. T. Mayes, *RSC Adv.*, 2019, **9**, 25602–25608.
- 95 G. Yoder Jr., K. R. Robb, E. Dominguez-Ontiveros, D. K. Felde, D. L. Fugate and D. E. Holcomb, *Start-up Operation Experience with a Liquid Fluoride Salt Forced Convection Loop*, Report ORNL/TM-2023/2978, Oak Ridge National Laboratory, 2023.
- 96 R. V. Ostvald, V. V. Shagalov, I. I. Zherin, G. N. Amelina, V. F. Usov, A. I. Rudnikov and O. B. Gromov, *J. Fluor. Chem.*, 2009, **130**, 108–116.
- 97 M.-Y. Wey, C.-Y. Lu, H.-H. Tseng and C.-H. Fu, *J. Air Waste Manage. Assoc.*, 2002, **52**, 449–458.
- 98 S. F. Marsh and K. K. S. Pillay, *Effects of Ionizing Radiation on Modern Ion Exchange Materials*, Report LA-12655-MS, Los Alamos National Laboratory, Los Alamos, NM, 1993.
- 99 F. Raatz, C. Marcilly and E. Freund, *Zeolites*, 1985, **5**, 329–333.
- 100 D. Porrey, personal communication, December 2023.
- 101 R. T. Jubin, S. H. Bruffey, D. Strachan, N. Soelberg, B. B. Spencer and B. J. Riley, *Performance Criteria for Capture and/or Immobilization Technologies*, Report FCRD-MRWFD-2016-000533, ORNL/TM-2016-73, INL/EXT-16-38035, Oak Ridge National Laboratory, Oak Ridge, TN, 2016.
- 102 Y. Nan, S. Choi, A. P. Ladshaw, S. Yiacoumi, C. Tsouris, D. W. DePaoli and L. L. Tavlarides, *Trans. Am. Nucl. Soc.*, 2017, **116**, 130–132.
- 103 Z. Shen, A. I. Wiechert, S. Choi, L. L. Tavlarides, C. Tsouris and S. Yiacoumi, *Ind. Eng. Chem. Res.*, 2022, **61**, 14393–14401.
- 104 K. Baskaran, C. Elliott, M. Ali, J. Moon, J. Beland, D. Cohrs, S. Chong, B. J. Riley, D. Chidambaram and K. Carlson, *J. Hazard. Mater.*, 2023, **446**, 130644.
- 105 L. P. Murphy, B. A. Staples and T. R. Thomas, *Development of Ag<sup>0</sup>Z for bulk <sup>129</sup>I removal from nuclear fuel reprocessing plants and PbX for <sup>129</sup>I storage*, Report ICP-1135, Allied Chemical Corporation, Idaho Falls, ID, 1977.
- 106 B. A. Staples, L. P. Murphy and T. R. Thomas, 14<sup>th</sup> ERDA Air Cleaning Conference (CONF-760822), 363–380, 1976.
- 107 S. Brunauer, P. H. Emmett and E. Teller, *J. Am. Chem. Soc.*, 1938, **60**, 309–319.
- 108 S. Chong, B. J. Riley, R. M. Asmussen, A. Fujii Yamagata, J. Marcial, S. Lee and C. A. Burns, *ACS Appl. Polym. Mater.*, 2022, **4**, 9040–9051.
- 109 B. J. Riley, S. Chong and N. L. Canfield, *New J. Chem.*, 2024, **48**, 3352–3356.
- 110 40 CFR 261, Identification and listing of hazardous waste, Environmental Protection Agency, Washington, D.C.
- 111 Technology Readiness Assessment (TRA) Guidance, US Department of Defense, US Department of Defense, Washington, DC.
- 112 P. Johansson, C. Johansson and O. Isaksson, CIRP IPS<sup>2</sup> Conference, 379–385, 2010.
- 113 J. C. Mankins, Technology Readiness Levels, NASA Advanced Concepts Office, 1995.
- 114 A. Yadav, S. Chong, B. J. Riley, J. S. McCloy and A. Goel, *Ind. Eng. Chem. Res.*, 2023, **62**, 3635–3646.
- 115 J. Wang, M. Li, Y. Feng, Y. Liu and J. Liu, *Nucl. Mater. Energy*, 2022, **33**, 101270.
- 116 J. Tang, M. Ye, Y. Rao, X. Ding and Z. Tang, *Chinese J. Nucl. Sci. Technol.*, 1991, **11**, 67–72.
- 117 J. Wilhelm and H. Mahnau, 13th AEC Air Cleaning Conference 863–875, 1975.
- 118 G. O. Modolo, R. Global 1995 - ANS International Conference on Evaluation of Emerging Nuclear Fuel Cycle Systems, CONF-950919, 1995.
- 119 B. J. Riley, S. Chong, J. Schmid, J. Marcial, E. T. Nienhuis, M. K. Bera, S. Lee, N. L. Canfield, S. Kim, M. A. Derewinski and R. K. Motkuri, *ACS Appl. Mater. Interfaces*, 2022, **14**, 18439–18452.
- 120 A. Al-Mamoori, M. Alsalbokh, S. Lawson, A. A. Rownaghi and F. Rezaei, *Chem. Eng. J.*, 2020, **391**, 123583.
- 121 B. J. Riley, S. Chong, M. J. Olszta and J. A. Peterson, *ACS Appl. Mater. Interfaces*, 2020, **12**, 19682–19692.
- 122 B. J. Riley, S. Chong and C. L. Beck, *Ind. Eng. Chem. Res.*, 2021, **60**, 17162–17173.
- 123 EPA, *SW-846 Test Method 1311: Toxicity Characteristic Leaching Procedure (TCLP)*, Report SW-846 Test Method 1311, Environmental Protection Agency, Washington, D.C., 1992.
- 124 R. C. Moore, C. I. Pearce, J. W. Morad, S. Chatterjee, T. G. Levitskaia, R. M. Asmussen, A. R. Lawter, J. J. Neeway, N. P. Qafoku, M. J. Rigali, S. A. Saslow, J. E. Szecsody, P. K. Thallapally, G. Wang and V. L. Freedman, *Sci. Total Environ.*, 2020, **716**, 132820.
- 125 J. F. Kurisingal, H. Yun and C. S. Hong, *J. Hazard. Mater.*, 2023, **458**, 131835.
- 126 J. Wang, D. Fan, C. Jiang and L. Lu, *Nano Today*, 2021, **36**, 101034.
- 127 C. Muhire, A. Tesfay Reda, D. Zhang, X. Xu and C. Cui, *Chem. Eng. J.*, 2022, **431**, 133816.
- 128 Y. Lu, H. Liu, R. Gao, S. Xiao, M. Zhang, Y. Yin, S. Wang, J. Li and D. Yang, *ACS Appl. Mater. Interfaces*, 2016, **8**, 29179–29185.
- 129 S. H. Bruffey and R. T. Jubin, *Initial Evaluation of Effects of NO<sub>x</sub> on Iodine and Methyl Iodide Loading of AgZ and*



- Aerogels*, Report FCRD-MRWFD-2015-000426, ORNL/SPR-2015/125, Oak Ridge National Laboratory, Oak Ridge, TN, 2015.
- 130 J. M. Oshiro, A. Fujii Yamagata, S. Sharma, R. M. Asmussen, S. Chong, B. J. Riley, J. V. Crum, J. A. Silverstein and J. Lian, *Ind. Eng. Chem. Res.*, 2024, under review.
- 131 B. Wagner, A. Huttner, D. Bischof, A. Engel, G. Witte and J. Heine, *Langmuir*, 2020, **36**, 6458–6464.
- 132 J. H. Yang, H. S. Park, D.-H. Ahn and M.-S. Yim, *J. Nucl. Mater.*, 2016, **480**, 150–158.
- 133 H. Zou, F. Yi, M. Song, X. Wang, L. Bian, W. Li, N. Pan and X. Jiang, *J. Hazard. Mater.*, 2019, **365**, 81–87.
- 134 H. Zou, J. Guo, M. Song, F. Yi, X. Wang, N. Pan, H. Li, W. Li and L. Bian, *Prog. Nucl. Energy*, 2021, **135**, 103705.
- 135 A. Tesfay Reda, D. Zhang, X. Xu and S. Xu, *Sep. Purif. Technol.*, 2022, **292**, 120994.
- 136 A. Tesfay Reda, D. Zhang, X. Xu, M. Pan, C. Chang, C. Muhire, X. Liu and S. Jiayi, *Sep. Purif. Technol.*, 2021, **270**, 118848.
- 137 J. T. Reiser, A. R. Lawter, N. A. Avalos, J. Bonnett, B. J. Riley, S. Chong, N. Canfield, S. A. Saslow, A. Bourchy and R. M. Asmussen, *Chem. Eng. J. Adv.*, 2022, **11**, 100300.
- 138 B. J. Riley, S. Chong, M. Zhao and J. Lian, *Ind. Eng. Chem. Res.*, 2023, **62**, 8779–8792.
- 139 B. J. Riley, J. Chun, W. Um, W. C. Lepry, J. Matyas, M. J. Olszta, X. Li, K. Polychronopoulou and M. G. Kanatzidis, *Environ. Sci. Technol.*, 2013, **47**, 7540–7547.
- 140 K. S. Subrahmanyam, D. Sarma, C. D. Malliakas, K. Polychronopoulou, B. J. Riley, D. A. Pierce, J. Chun and M. G. Kanatzidis, *Chem. Mater.*, 2015, **27**, 2619–2626.
- 141 B. J. Riley and S. Chong, in *An Introduction to Aluminosilicates*, ed. N. R. Blevins, Nova Science Publishers, 2020, ch. 7.
- 142 W. J. Maeck, D. T. Pence and J. H. Keller, *A Highly Efficient Inorganic Adsorber for Airborne Iodine Species (Silver Zeolite Development Studies)*, Report IN-1224, Idaho Nuclear Corporation - National Reactor Testing Station, Idaho Falls, ID, 1968.
- 143 S. H. Bruffey, R. T. Jubin and J. A. Jordan, *Fundamental Aspects of Zeolite Waste Form Production by Hot Isostatic Pressing*, Report FCRD-MRWFD-2016-000267, ORNL/SR-2016/759, Oak Ridge National Laboratory, Oak Ridge, TN, 2016.
- 144 T. Ayadi, M. Badawi, L. Cantrel and S. Lebègue, *Mol. Syst. Des. Eng.*, 2022, **7**, 422–433.
- 145 S. S. Metwally and M. F. Attallah, *J. Mol. Liq.*, 2019, **290**, 111237.
- 146 T. C. T. Pham, S. Docao, I. C. Hwang, M. K. Song, D. Y. Choi, D. Moon, P. Oleynikov and K. B. Yoon, *Energy Environ. Sci.*, 2016, **9**, 1050–1062.
- 147 Z. Tian, T.-S. Chee, R. Meng, Y. Hao, X. Zhou, B. Ma, L. Zhu, T. Duan and C. Xiao, *Environ. Funct. Mater.*, 2022, **1**, 92–104.
- 148 S. H. Bruffey and R. T. Jubin, *Recommend HIP Conditions for AgZ*, Report FCRD-MRWFD-2015-000423, ORNL/SPR-2015/503, Oak Ridge National Laboratory, Oak Ridge, TN, 2015.
- 149 S. Chibani, M. Chebbi, S. Lebègue, T. Bučko and M. Badawi, *J. Chem. Phys.*, 2016, 144.
- 150 C. Baerlocher, L. B. McCusker and D. H. Olson, *Atlas of Zeolite Framework Types*, Elsevier, Oxford, 6th revised edn, 2007.
- 151 C. Baerlocher, Database of Zeolite Structures, <https://www.iza-structure.org/databases/>, (accessed 12/20/2023).
- 152 Norton Company, Chemical Process Products Division, Akron, OH.
- 153 D. Banerjee, X. Chen, S. S. Lobanov, A. M. Plonka, X. Chan, J. A. Daly, T. Kim, P. K. Thallapally and J. B. Parise, *ACS Appl. Mater. Interfaces*, 2018, **10**, 10622–10626.
- 154 P. Chen, X. He, M. Pang, X. Dong, S. Zhao and W. Zhang, *ACS Appl. Mater. Interfaces*, 2020, **12**, 20429–20439.
- 155 Q.-M. Zhang, T.-L. Zhai, Z. Wang, G. Cheng, H. Ma, Q.-P. Zhang, Y.-H. Zhao, B. Tan and C. Zhang, *Adv. Mater. Interface*, 2019, **6**, 1900249.
- 156 X. Yang, D. Xie, W. Wang, S. Li, Z. Tang and S. Dai, *Chem. Eng. J.*, 2023, **454**, 140365.
- 157 Z. Xu, Q. Zhang, P. Lin, Y. Gao, Y. Wen, K. Li and L. Li, *Mater. Chem. Phys.*, 2022, **285**, 126193.
- 158 K. Baskaran, M. Ali, B. J. Riley, I. Zharov and K. Carlson, *ACS Mater. Lett.*, 2022, **4**, 1780–1786.
- 159 S. Chen, G. He, H. Hu, S. Jin, Y. Zhou, Y. He, S. He, F. Zhao and H. Hou, *Energy Environ. Sci.*, 2013, **6**, 2435–2439.
- 160 Q. Yu, X. Jiang, Z. Cheng, Y. Liao, Q. Pu and M. Duan, *New J. Chem.*, 2020, **44**, 16759–16768.
- 161 Y. Ding, W. Fan, Q. Xian, H. Dan, L. Zhu and T. Duan, *Chem. Eng. J.*, 2023, **451**, 138887.
- 162 J. G. Wilhelm and H. Schuettelkopf, Eleventh AEC Air Cleaning Conference, 568 (CONF-700816), 1970.
- 163 J. G. Wilhelm and H. Schuettelkopf, 12<sup>th</sup> AEC Air Cleaning Conference, 540 (CONF-720823), 1972.
- 164 M. Kikuchi, M. Kitamura, H. Yusa and S. Horiuchi, *Nucl. Eng. Des.*, 1978, **47**, 283–287.
- 165 S. Chong, B. J. Riley, J. A. Peterson, M. J. Olszta and Z. J. Nelson, *ACS Appl. Mater. Interfaces*, 2020, **12**, 26127–26136.
- 166 B. J. Riley, D. Pierce, A. J. Chun, J. Matyáš, W. C. Lepry, T. Garn, J. Law and M. G. Kanatzidis, *Environ. Sci. Technol.*, 2014, **48**, 5832–5839.
- 167 Q. Yu, X. Jiang and M. Duan, *Soc. Sci. Res. Net.*, 2021, DOI: [10.2139/ssrn.3978461](https://doi.org/10.2139/ssrn.3978461).
- 168 B. J. Riley, J. Chun, J. V. Ryan, J. Matyáš, X. S. Li, D. W. Matson, S. K. Sundaram, D. M. Strachan and J. D. Vienna, *RSC Adv*, 2011, **1**, 1704–1715.
- 169 R. G. Parr and R. G. Pearson, *J. Am. Chem. Soc.*, 1983, **105**, 7512–7516.
- 170 R. G. Pearson, *J. Am. Chem. Soc.*, 1963, **85**, 3533–3539.
- 171 S. Bag, I. U. Arachchige and M. G. Kanatzidis, *J. Mater. Chem.*, 2008, **18**, 3628–3632.
- 172 Y. Tian and G. Zhu, *Chem. Rev.*, 2020, **120**, 8934–8986.
- 173 J. Wang, C. Wang, H. Wang, B. Jin, P. Zhang, L. Li and S. Miao, *Microporous Mesoporous Mater.*, 2021, **310**, 110596.
- 174 Z. Yan, Y. Yuan, Y. Tian, D. Zhang and G. Zhu, *Angew. Chem., Int. Ed.*, 2015, **54**, 12733–12737.
- 175 T. C. Schäfer, J. Becker, M. T. Seuffert, D. Heuler, A. E. Sedykh and K. Müller-Buschbaum, *Chem. – Eur. J.*, 2022, **28**, e202104171.



- 176 E. Aneheim, D. Bernin and M. R. S. Foreman, *Nucl. Eng. Des.*, 2018, **328**, 228–240.
- 177 Z. Tian, T.-S. Chee, X. Zhang, L. Lei and C. Xiao, *Chem. Eng. J.*, 2021, **412**, 128687.
- 178 J. W. Lee, S. M. Hong, J. H. Lee and Y. Z. Cho, *J. Nucl. Mater.*, 2021, **557**, 153309.
- 179 40 CFR 190.10, Environmental Protection Agency, Washington, DC.
- 180 40 CFR 61.92, Environmental Protection Agency, Washington, DC.
- 181 40 CFR 191.13, Environmental Protection Agency, Washington, DC.
- 182 10 CFR 61.41, Nuclear Regulatory Commission, Washington, DC.
- 183 10 CFR 20, Nuclear Regulatory Commission, Washington, DC.
- 184 R. Jubin, N. Soelberg, D. Strachan and G. Ilas, *Fuel Age Impacts on Gaseous Fission Product Capture during Separations*, Report FCRD-SWF-2012-000089, PNNL-22550, Oak Ridge National Laboratory, Oak Ridge, TN, 2012.
- 185 N. R. Soelberg, T. G. Garn, M. R. Greenhalgh, J. D. Law, R. Jubin, D. M. Strachan and P. K. Thallapally, *Sci. Technol. Nucl. Install.*, 2013, 1–12.
- 186 J. D. Vienna, E. D. Collins, J. V. Crum, W. L. Ebert, S. M. Frank, T. G. Garn, D. Gombert, R. Jones, R. T. Jubin, V. Maio, J. C. Marra, J. Matyáš, T. M. Nenoff, B. J. Riley, G. J. Sevigny, N. Soelberg, D. Strachan, P. K. Thallapally and J. H. Westsik Jr., *Closed Fuel Cycle Waste Treatment Strategy*, Report FCRD-MRWF-2015-000674, Rev. 0, PNNL-24114, Pacific Northwest National Laboratory, Richland, WA, 2015.
- 187 B. J. Riley, C. L. Beck, J. S. Evarts, S. Chong, A. M. Lines, H. M. Felmy, J. McFarlane, H. B. Andrews, S. A. Bryan, K. C. McHugh, H. S. Cunningham, R. M. Asmussen, J. A. Dhas, Z. Zhu, J. V. Crum, S. D. Shen, J. S. McCloy and Z. M. Heiden, *AIP Adv.*, 2024, **14**, 080701.
- 188 R. M. Asmussen, J. Turner, S. Chong and B. J. Riley, *Front. Chem.*, 2022, 10.
- 189 P. Taylor, *A review of methods for immobilizing iodine-129 arising from a nuclear fuel recycle plant, with emphasis on waste-form chemistry*, Report AECL-10163, Atomic Energy of Canada Ltd. Whiteshell Nuclear Research Establishment, Pinawa, MB (Canada), 1990.
- 190 L. Campayo, S. Le Gallet, D. Perret, E. Courtois, C. Cau Dit Coumes, Y. Grin and F. Bernard, *J. Nucl. Mater.*, 2015, **457**, 63–71.
- 191 S. Le Gallet, L. Campayo, E. Courtois, S. Hoffmann, Y. Grin, F. Bernard and F. Bart, *J. Nucl. Mater.*, 2010, **400**, 251–256.
- 192 L. L. Burger, R. D. Scheele and K. D. Wiemers, *Selection of a form for fixation of iodine-129*, Report PNL-4045, Pacific Northwest National Laboratory, Richland, WA, 1981.
- 193 A. J. Bard, R. Parsons and J. Jordan, *Standard Potentials in Aqueous Solution*, CRC Press, New York, 1985.
- 194 W. H. Freeman, Appendix H - Standard Reduction Potentials, 2010, AP20–AP27, <https://www.csun.edu/~hcchm003/321/Ered.pdf>.
- 195 R. D. Scheele, L. L. Burger and K. D. Wiemers, *Geochemical Behavior of Disposed Radioactive Waste*, American Chemical Society, 1984, vol. 246, ch. 24, pp. 373–387.
- 196 A. Seidell, *Solubilities of Inorganic and Organic Compounds: A Compilation of Quantitative Solubility Data from the Periodical Literature*, D. Van Nostrand Company, Inc, Second edn, 1919.
- 197 Silver price, <https://ycharts.com/>, (accessed 2/14/2024).
- 198 M. V. Moroz and M. V. Prokhorenko, *Inorg. Mater.*, 2016, **52**, 765–769.
- 199 Argus, Bismuth prices, <https://www.argusmedia.com/metals-platform/metal/minor-and-specialty-metals-bismuth>, (accessed 2/14/2024).
- 200 Chemister, Copper(I) iodide, <https://chemister.ru/Data-base/properties-en.php?dbid=1&id=701>, (accessed 2/14/2024).
- 201 Copper price, <https://markets.businessinsider.com/commodities/copper-price>, (accessed 2/14/2024).
- 202 S. Baily, What to Know About Mercury (II) Iodide, <https://www.azom.com/article.aspx?ArticleID=8447>, (accessed 2/14/2024).
- 203 Mercury Price, <https://www.indexbox.io/search/mercury-price-the-uk/>.
- 204 Lead price, <https://ycharts.com/>, (accessed 2/14/2024).
- 205 P. Patnaik, *Handbook of Inorganic Chemicals*, McGraw-Hill, New York, 2003.
- 206 B. Baeyens and I. G. McKinley, *A PHREEQE Database for Pd, Ni and Se*, Report 88-28, Nationale Genossenschaft für die Lagerung radioaktiver Abfälle, Baden, Switzerland, 1989.
- 207 Palladium prices, <https://www.metalsdaily.com/live-prices/palladium/>, (accessed 2/14/2024).
- 208 D. M. Babanly, L. F. Mashadieva and M. B. Babanly, *Inorg. Mater.*, 2017, **53**, 519–524.
- 209 Chemical elements by market price, [http://www.leonland.de/elements\\_by\\_price/en/list](http://www.leonland.de/elements_by_price/en/list), (accessed 2/14/2024).
- 210 Alkali Metals; Sodium Price, <https://www.indexbox.io/search/alkali-metals-sodium-price-the-uk/>, (accessed 2/14/2024).
- 211 ASTM, ASTM C1308-21, *Standard Test Method for Accelerated Leach Test for Measuring Contaminant Releases From Solidified Waste*, Report ASTM C1308-21, American Society for Testing and Materials International, ASTM International Book of Standards Volume 12.01, West Conshohocken, PA, 2021.
- 212 Y. Inagaki, T. Imamura, K. Idemitsu, T. Arima, O. Kato, T. Nishimura and H. Asano, *J. Nucl. Sci. Technol.*, 2008, **45**, 859–866.
- 213 J. Marcial, B. J. Riley, A. A. Kruger, C. E. Lonergan and J. D. Vienna, *J. Hazard. Mater.*, 2024, **461**, 132437.
- 214 T. J. Garino, T. M. Nenoff, J. L. Krumhansl and D. X. Rademacher, *J. Am. Ceram. Soc.*, 2011, **94**, 2412–2419.
- 215 A. Mukunoki, T. Chiba, Y. Suzuki, S. Uehara, H. Asano and T. Nishimura, 11th Int. Conf. Rad. Waste Manag. Environ. Remed., 459–464, 2007.
- 216 A. Mukunoki, T. Chiba, Y. Suzuki, K. Yamaguchi, T. Sakuragi and T. Nanba, 12th International Conference



- on Environmental Remediation and Radioactive Waste Management, ICM2009, 329–334, 2009.
- 217 D. I. Kaplan, K. A. Price, C. Xu, D. Li, P. Lin, W. Xing, R. Nichols, K. Schwehr, J. C. Seaman, T. Ohnuki, N. Chen and P. H. Santschi, *Environ. Int.*, 2019, **126**, 576–584.
- 218 B. Guo, Y. Xiong, W. Chen, S. A. Saslow, N. Kozai, T. Ohnuki, I. Dabo and K. Sasaki, *J. Hazard. Mater.*, 2020, **389**, 121880.
- 219 N. M. Avalos, T. Varga, S. T. Mergelsberg, J. A. Silverstein and S. A. Saslow, *Appl. Geochem.*, 2021, **125**, 104863.
- 220 N. D. M. Evans, *Cem. Concr. Res.*, 2008, **38**, 543–553.
- 221 N. C. Hyatt, J. A. Hriljac, A. Choudhry, L. Malpass, G. P. Sheppard and E. R. Maddrell, *MRS Online Proc. Lib.*, 2003, **807**, 212–217.
- 222 S. H. Bruffey, J. A. Jordan, R. T. Jubin, M. L. Parks and T. R. Watkins, *Hot Isostatic Pressing of Engineered Forms of I-AgZ*, Report NTRD-MRWFD-2017-000412, ORNL/SR-2017/707, Oak Ridge National Laboratory, Oak Ridge, TN, 2017.
- 223 S. H. Bruffey and R. T. Jubin, *Preparation of Four Large Format Hot Isostatically Pressed I-AgZ Waste Form Samples for Performance Testing*, Report NTRD-MRWFD-2018-000198; ORNL/SPR-2018/1026, Oak Ridge National Laboratory, Oak Ridge, TN, 2018.
- 224 R. T. Jubin, S. H. Bruffey and K. K. Patton, *Expanded Analysis of Hot Isostatic Pressed Iodine-Loaded Silver-Exchanged Mordenite*, Report FCRD-SWF-2014-000278; ORNL/LTR-2014/476, Oak Ridge National Laboratory Oak Ridge, TN, 2014.
- 225 H. An, S. Kweon, S. Park, J. Lee, H.-K. Min and M. B. Park, *Nanomaterials*, 2020, **10**, 2157.
- 226 S. Chong, B. J. Riley, R. M. Asmussen, A. R. Lawter, S. H. Bruffey, J. Nam, J. S. McCloy and J. V. Crum, *J. Nucl. Mater.*, 2020, **538**, 152222.
- 227 D. L. Bollinger, J. Erickson, J. M. Bussey and J. S. McCloy, *MRS Adv.*, 2022, **7**, 110–116.
- 228 A. J. Lere-Adams, M. C. Dixon Wilkins, D. Bollinger, S. Stariha, R. Farzana, P. Dayal, D. J. Gregg, S. Chong, B. J. Riley, Z. M. Heiden and J. S. McCloy, *J. Nucl. Mater.*, 2024, **591**, 154938.
- 229 J. S. McCloy, N. Stone-Weiss and D. L. Bollinger, *MRS Adv.*, 2023, **8**, 261–266.
- 230 T. Yao, F. Lu, H. Sun, J. Wang, R. C. Ewing and J. Lian, *J. Am. Ceram. Soc.*, 2014, **97**, 2409–2412.
- 231 Z. Zhang, A. Heath, K. T. Valsaraj, W. L. Ebert, T. Yao, J. Lian and J. Wang, *RSC Adv.*, 2018, **8**, 3951–3957.
- 232 Z. Zhang, W. L. Ebert, T. Yao, J. Lian, K. T. Valsaraj and J. Wang, *ACS Earth Space Chem.*, 2019, **3**, 452–462.
- 233 H. Zhang, Y. Xu, Q. Sun, J. Dong, Y. Lu, B. Zhang and W. Jie, *Cryst. Eng. Commun.*, 2018, **20**, 4935–4941.
- 234 M. Hassan and H. J. Ryu, *J. Nucl. Mater.*, 2019, **514**, 84–89.
- 235 E. V. Johnstone, D. J. Bailey, S. Lawson, M. C. Stennett, C. L. Corkhill, M. Kim, J. Heo, D. Matsumura and N. C. Hyatt, *RSC Adv.*, 2020, **10**, 25116–25124.
- 236 E. V. Johnstone, D. J. Bailey, M. C. Stennett, J. Heo and N. C. Hyatt, *RSC Adv.*, 2017, **7**, 49004–49009.
- 237 C. Guy, F. Audubert, J.-E. Lartigue, C. Latriille, T. Advocat and C. Fillet, *C. R. Phys.*, 2002, **3**, 827–837.
- 238 E. R. Maddrell and P. K. Abraitis, *MRS Proc.*, 2003, **807**, 565–570.
- 239 F. Audubert and J. Lartigue, *Atalante*, P4.13-11-14, 2000.
- 240 S. E. O'Sullivan, E. Montoya, S.-K. Sun, J. George, C. Kirk, M. C. Dixon Wilkins, P. F. Weck, E. Kim, K. S. Knight and N. C. Hyatt, *Inorg. Chem.*, 2020, **59**, 18407–18419.
- 241 X.-L. Wang, Y.-Z. Huang and L.-M. Wu, *Inorg. Chem.*, 2013, **52**, 9–11.
- 242 F. Kubel and O. Crottaz, *Z. Kristallogr.*, 1996, **211**, 926.
- 243 E. R. Vance and J. S. Hartman, *Mater. Res. Soc.*, 1999, **556**, 41.
- 244 Y. Watanabe, T. Ikoma, H. Yamada, Y. Suetsugu, Y. Komatsu, G. W. Stevens, Y. Moriyoshi and J. Tanaka, *ACS Appl. Mater. Interfaces*, 2009, **1**, 1579–1584.
- 245 J. S. Everts, S. Chong, J. M. Oshiro, B. J. Riley, R. M. Asmussen and J. S. McCloy, *Ind. Eng. Chem. Res.*, 2024, **63**, 6003–6023.
- 246 M. C. Stennett, I. J. Pinnock and N. C. Hyatt, *J. Nucl. Mater.*, 2011, **414**, 352–359.
- 247 Y. Suetsugu, *J. Nucl. Mater.*, 2014, **454**, 223–229.
- 248 F. Lu, T. Yao, J. Xu, J. Wang, S. Scott, Z. Dong, R. C. Ewing and J. Lian, *RSC Adv.*, 2014, **4**, 38718–38725.
- 249 S. M. Scott, W. Zhu and J. Lian, *Trans. Am. Nucl. Soc.*, 2017, 292–293.
- 250 B. J. Riley, M. J. Schweiger, D.-S. Kim, W. W. Lukens, B. D. Williams, C. Iovin, C. P. Rodriguez, N. R. Overman, M. E. Bowden, D. R. Dixon, J. V. Crum, J. S. McCloy and A. A. Kruger, *J. Nucl. Mater.*, 2014, **452**, 178–188.
- 251 P. R. Hrma, *Retention of Halogens in Waste Glass*, Report PNNL-19361, Pacific Northwest National Laboratory, Richland, WA, 2010.
- 252 H. Fujihara, T. Murase, T. Nisli, K. Noshita, T. Yoshida and M. Matsuda, *Mater. Res. Soc.*, 1999, **556**, 375.
- 253 A. Mukunoki, T. Chiba, Y. Benino and T. Sakuragi, *Prog. Nucl. Energy*, 2016, **91**, 339–344.
- 254 C. W. Lee, J.-Y. Pyo, H.-S. Park, J. H. Yang and J. Heo, *J. Nucl. Mater.*, 2017, **492**, 239–243.
- 255 C. W. Lee, J. Kang, Y. K. Kwon, W. Um and J. Heo, *J. Nucl. Fuel Cycle Waste Technol.*, 2021, **19**, 323–330.
- 256 S.-S. Shin, G.-Y. Kim, B. Lee, J.-H. Yang, Y.-S. Son, J.-H. Choi, J.-Y. Pyo, K. R. Lee, H.-S. Park and H. W. Kang, *J. Non-Cryst. Solids*, 2024, **624**, 122728.
- 257 E. A. Cordova, V. Garayburu-Caruso, C. I. Pearce, K. J. Cantrell, J. W. Morad, E. C. Gillispie, B. J. Riley, F. C. Colon, T. G. Levitskaia, S. A. Saslow, O. Qafoku, C. T. Resch, M. J. Rigali, J. E. Szecsody, S. M. Heald, M. Balasubramanian, P. Meyers and V. L. Freedman, *ACS Appl. Mater. Interfaces*, 2020, **12**, 26113–26126.
- 258 V. K. Gattu, S. Stariha, E. Lee, J. A. Fortner and W. L. Ebert, *Degradation Tests with Iodide Waste Forms: FY20 Status Report*, Report ANL/CFCT-20/22, Argonne National Laboratory, Lemont, IL, 2020.
- 259 S. A. Stariha, V. K. Gattu and W. L. Ebert, *Durability Tests with Iodide Waste Form Materials*, Report ANL/CFCT-22/50, Argonne National Laboratory, Lemont, IL, 2022.



- 260 A. Lawter, J. Bonnett, N. Avalos, N. Canfield and R. M. Asmussen, *Method Sensitivity Analysis for Iodine Waste Form Durability*, Report PNNL-29098, Pacific Northwest National Laboratory, Richland, WA, 2019.
- 261 A. R. Lawter, N. M. Avalos, J. F. Bonnett, N. Canfield, M. E. Bowden, L. M. Seymour, S. A. Saslow, A. L. Bourchy and R. M. Asmussen, *Iodine Waste Form Corrosion: PNNL Summary Testing Report*, Report PNNL-30127, Pacific Northwest National Laboratory, Richland, WA, 2020.
- 262 M. Barnes, D. Roy and L. Wakeley, in *Advances in Ceramics*, ed. G. Wicks and W. Ross, American Ceramic Society, Columbus, OH, 1983, vol. 8, pp. 406–412.
- 263 A. Fujii Yamagata, S. A. Saslow, J. J. Neeway, T. Varga, L. R. Reno, Z. Zhu, K. A. Rod, B. R. Johnson, J. A. Silverstein, J. H. Westsik, G. L. Smith and R. M. Asmussen, *J. Environ. Radioact.*, 2022, **244–245**, 106824.
- 264 Z. Zhang, L. Gustin, W. Xie, J. Lian, K. T. Valsaraj and J. Wang, *J. Nucl. Mater.*, 2019, **525**, 161–170.

