

Cite this: *Chem. Sci.*, 2023, 14, 96

All publication charges for this article have been paid for by the Royal Society of Chemistry

Received 27th September 2022
Accepted 15th November 2022

DOI: 10.1039/d2sc05378k

rsc.li/chemical-science

Synthesis and characterization of bi(metallacycloprop-1-ene) complexes†

Wei Bai,^{ab} Long Yiu Tsang,^{ab} Yilun Wang,^{bc} Yang Li,^{ab} Herman H. Y. Sung,^a Ian D. Williams^{ab} and Guochen Jia^{ab}

In all previously reported metallacycloprop-1-ene or η^2 -vinyl complexes, the metal center bears only one vinyl moiety. We have now successfully synthesized and structurally characterized the first complexes bearing two η^2 -vinyl moieties or spiro bi(metallacycloprop-1-ene) complexes from reactions of alkynes with rhenium phosphine complexes. Computational studies indicate that the metallacycloprop-1-ene rings are aromatic and the complexes represent a rare σ -type spiro metalla-aromatic system.

Introduction

Metallacycloprop-1-enes or η^2 -vinyl complexes (**I**, Scheme 1) are compounds with an organic vinyl fragment $\text{CR}=\text{CR}_2$ bound asymmetrically to a metal center through both carbon atoms.¹ As the smallest metalla-carbocycles with an $\text{M}=\text{C}$ and an $\text{M}-\text{C}$ bond, these complexes are receiving increasing attention for their roles in organometallic synthesis²⁻⁹ and catalysis,¹⁰⁻¹⁶ as well as for their aromatic properties.¹⁷⁻²⁰

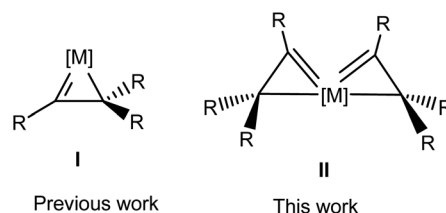
Well-defined metallacycloprop-1-ene complexes have been isolated with metals such as tungsten,²¹ molybdenum,²² rhenium,²³ ruthenium,²⁴ and osmium.²⁵ In all these complexes, the metal center bears only one vinyl moiety (**I**, Scheme 1). In principle, a transition metal fragment may bind two or more η^2 -vinyl moieties to give interesting spiro metallacycloprop-1-ene complexes. However, such a possibility has not been previously demonstrated. In this work, we report the synthesis and characterization of the first complexes bearing two η^2 -vinyl moieties or spiro bi(metallacycloprop-1-ene) complexes (**II**, Scheme 1), a unique σ -type spiro metallaaromatic system.

Results and discussion

The first spiro bi(metallacycloprop-1-ene) complex was obtained by the reaction of $\text{ReCl}_3(\text{PPh}_3)_2(\text{MeCN})$ (**1**) with $\text{PhC}\equiv\text{CH}$. Heating a mixture of **1** and four equivalents of phenylacetylene (**2a**) in

dichloromethane at 70 °C for 1 h produced a yellow solution, from which the complex $\text{Re}\{\eta^2\text{-C}(\text{Ph})=\text{CH}(\text{PPh}_3)\}_2\text{Cl}_3$ (**3a**) can be isolated as an orange solid in 68.1% yield (Scheme 2). The analogous complexes $\text{Re}\{\eta^2\text{-C}(\text{Ar})=\text{CH}(\text{PPh}_3)\}_2\text{Cl}_3$ ($\text{Ar} = p\text{-C}_6\text{H}_4\text{Ph}$ (**3b**), $o\text{-C}_6\text{H}_4\text{CF}_3$ (**3c**)) were obtained from the reactions of **1** with the corresponding aryl alkynes $\text{HC}\equiv\text{CAr}$ under similar conditions. *In situ* NMR experiments indicate that **1** is also reactive with alkyl alkynes such as 1-pentyne and 1-ethynylcyclohexene. The reactions gave mixtures of unidentified species, and the expected bi(metallacycloprop-1-ene) complexes analogous to **3** were not produced.

The structure of **3a** has been determined by X-ray diffraction. As shown in Fig. 1, complex **3a** contains three meridionally bound Cl ligands and two η^2 - $\text{PhC}=\text{CH}(\text{PPh}_3)$ moieties. The Re-



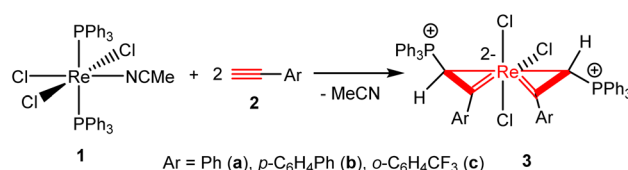
Scheme 1 Structures of metallacycloprop-1-ene (**I**) and spiro bi(metallacycloprop-1-ene) (**II**) complexes.

^aDepartment of Chemistry, The Hong Kong University of Science and Technology, Clear Water Bay, Kowloon, Hong Kong, P. R. China. E-mail: chjiag@ust.hk; chwll@ust.hk

^bState Key Laboratory of Fine Chemicals, Department of Chemistry, School of Chemical Engineering, Dalian University of Technology, Liaoning 116024, P. R. China. E-mail: chyangli@dlut.edu.cn

^cSchool of Chemical Engineering, Dalian University of Technology, Panjin, Liaoning 124221, P. R. China

† Electronic supplementary information (ESI) available. CCDC 2205733, 2205743 and 2205745. For ESI and crystallographic data in CIF or other electronic format see DOI: <https://doi.org/10.1039/d2sc05378k>



Scheme 2 Syntheses of spiro bi(metallacycloprop-1-ene) complexes **3a-c**.





Fig. 1 X-ray crystal structure of **3a** (ellipsoids at the 40% probability level). Selected bond lengths [Å] and angles [°]: Re(1)–Cl(1) 2.4837(7), Re(1)–Cl(2) 2.4079(7), Re(1)–Cl(3) 2.4035(7), Re(1)–C(1) 2.211(3), Re(1)–C(2) 1.903(3), Re(1)–C(3) 2.205(3), Re(1)–C(4) 1.903(3), C(1)–C(2) 1.467(4), C(3)–C(4) 1.469(4), Cl(1)–Re(1)–Cl(2) 84.62(3), Cl(1)–Re(1)–Cl(3) 82.80(2), Cl(2)–Re(1)–Cl(3) 167.30(2), C(1)–Re(1)–C(3) 172.65(10), C(1)–Re(1)–C(2) 40.92(11), C(1)–Re(1)–Cl(1), 95.18(8), C(2)–Re(1)–C(4) 93.19(12), C(3)–Re(1)–C(4) 41.07(11), C(3)–Re(1)–Cl(1) 92.14(8).

C(1) (2.211(3) Å) and Re–C(3) (2.205(3) Å) bond distances are typical of Re–C(sp³) bonds, while those of Re–C(2) and Re–C(4) (both are 1.903(3) Å) are typical of Re=C alkylidene double bonds. The C(1)–C(2) (1.467(4) Å) and C(3)–C(4) (1.469(4) Å) are typical of C–C single bonds with some associated π-character. The structural features associated with the Re(η²-CH(PPh₃)CPh) fragments are similar to those of reported rhenacycloprop-1-ene complexes.²³ Thus, complex **3a** can be described as a spiro bi(metallacycloprop-1-ene) complex. The two spiro-connected rhenacycles are nearly co-planar or slightly twisted as evidenced by the twist angle between the MCC planes (25°). The two formal Re=C bonds are orthogonal *cis* to each other (93.19(12)°), while the two Re–C(sp³) single bonds are *trans* to each other (172.65(10)°). The two PPh₃ substituents are oriented *trans* to each other. The spiro-concept derives from the conformational requirement of coplanarity of the aryl substituent with the metallacycloprop-1-ene ring, which twists either the C11 or C21 phenyl to the front. Both conformations are found in the crystal.

The presence of the Re{η²-C(Ar)=CH(PPh₃)₂} moieties in **3** is supported by the NMR data. For example, the ¹H NMR spectrum of **3b** showed the CH(P) signal at 5.11 ppm. The ³¹P{¹H} NMR spectrum of **3b** showed a singlet at 24.5 ppm. The ¹³C{¹H} NMR spectrum of **3b** showed the Re=C signal at 251.4 ppm and the CH(P) signal at 21.3 ppm.

In the solid state, complexes **3** are air-stable and can be stored at room temperature for at least 6 months without appreciable decomposition. In solution, they are also air-stable for at least 3 hours. However, decomposition was noted when a solution of complexes **3** in a halogenated solvent was exposed to air for a day.

Complexes **3a–c** are interesting as they represent the first examples of spiro bi(metallacycloprop-1-ene) complexes or complexes bearing two η²-vinyl ligands at the same metal center. Complexes **3a–c** are also unique mononuclear rhenium complexes with two hydrocarbyl carbene ligands. It is noted that mononuclear complexes with two hydrocarbyl carbene ligands (CHR and CR₂) are rare and limited to a few of those of Os,²⁶ W,²⁷ Mo,²⁸ Nb,²⁹ and Ta.³⁰

Scheme 3 shows a plausible mechanism for the formation of spiro bi(metallacycloprop-1-ene) complexes **3** from the reactions of **1** with HC≡CAR. The MeCN ligand in **1** is labile. Thus, complex **1** could initially undergo a ligand substitution reaction with HC≡CAR to give an η²-alkyne complex ReCl₃(η²-alkyne)(PPh₃)₂ (**4**). Complex **4** could evolve to the metallacycloprop-1-ene intermediate **5** via the addition of a PPh₃ to the terminal carbon of the coordinated aryl alkyne. Further reaction of intermediate **5** with another molecule of ArC≡CH would give a spiro bi(metallacycloprop-1-ene) complex **3**. Both intramolecular migration of PR₃ from metal to a coordinated alkyne³¹ and intermolecular attack of free PR₃ on coordinated alkyne ligand³² have been suggested previously for addition reactions of phosphines with alkynes. Similar reaction pathways could be proposed for the addition of PPh₃ to the ArC≡CH in the present case. For example, the intermediate **5** could be formed by intramolecular migration of a PPh₃ ligand of rhenium in **4** to the terminal carbon of the coordinated aryl alkyne (path A), or dissociation of a PPh₃ to give the complex **6**, followed by intermolecular nucleophilic attack of the dissociated PPh₃ at the terminal alkyne carbon in **6** (path B).

Analogous spiro bi(metallacycloprop-1-ene) complexes could be obtained from reactions of terminal alkynes with other Re(III) phosphine complexes. For example, the tris-phosphine complex ReCl₃(PMePh₂)₃ (**7**) reacted with phenylacetylene (**2a**) and *p*-HC≡C–C₆H₄–C≡CH in toluene at 100 °C for 2 h to produce the



Scheme 3 Proposed pathways for the formation of complexes **3**.





Scheme 4 Reactions of complex 7 with alkynes.

corresponding spiro bi(metallacycloprop-1-ene) complexes **8a** and **8b**, respectively (Scheme 4). Like complexes **3**, complexes **8** are also air-stable in the solid state. Preliminary experiments showed that **7** might also react with alkyl alkynes to give metallacycloprop-1-ene complexes. However, further work is needed to define the structures of the products.

The structure of **8a** has also been determined by X-ray diffraction (Fig. 2). In general, complex **8a** has structural features similar to those of **3a**. The twist angle between the two rhenacycles (30.5°) in **8a** is slightly larger than that of **3a** (25°). In agreement with the solid-state structure, the $^{13}\text{C}\{^1\text{H}\}$ NMR spectrum of **8a** shows the $\text{Re}=\text{C}$ signal at 254.5 ppm and that of $\text{Re}-\text{CH}(\text{P})$ at 11.3 ppm. The NMR data of **8b** are similar to those of **8a** (see ESI†).

In the solid-state structures of both **3a** and **8a**, the two phosphonium substituents are oriented *trans* to each other. In principle, the two phosphonium substituents could also be

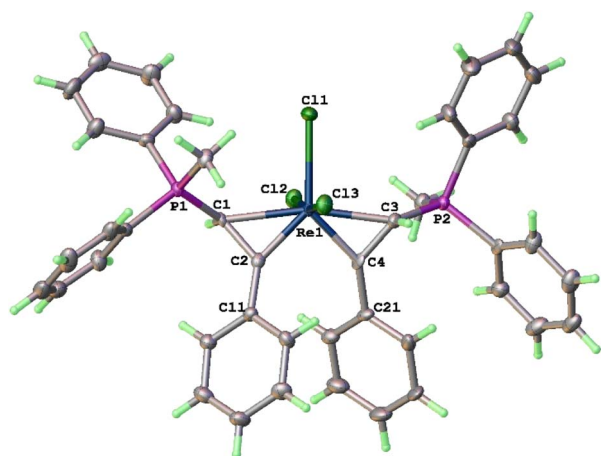


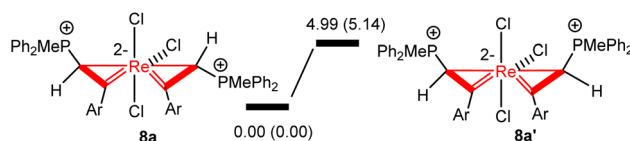
Fig. 2 X-ray crystal structure of **8a** (ellipsoids at the 40% probability level). Selected bond lengths [Å] and angles [°]: $\text{Re}(1)-\text{Cl}(2)$ 2.420(3), $\text{Re}(1)-\text{Cl}(1)$ 2.484(3), $\text{Re}(1)-\text{Cl}(3)$ 2.430(2), $\text{Re}(1)-\text{C}(1)$ 2.254(7), $\text{Re}(1)-\text{C}(2)$ 1.885(9), $\text{Re}(1)-\text{C}(3)$ 2.242(6), $\text{Re}(1)-\text{C}(4)$ 1.873(7), $\text{C}(1)-\text{C}(2)$ 1.455(10), $\text{C}(3)-\text{C}(4)$ 1.437(14), $\text{C}(1)-\text{P}(1)$ 1.748(8), $\text{C}(3)-\text{P}(2)$ 1.765(8), $\text{Cl}(2)-\text{Re}(1)-\text{Cl}(1)$ 85.29(7), $\text{Cl}(2)-\text{Re}(1)-\text{Cl}(3)$ 170.24(9), $\text{C}(1)-\text{Re}(1)-\text{C}(3)$ 165.8(3), $\text{C}(1)-\text{Re}(1)-\text{C}(2)$ 39.9(3), $\text{C}(1)-\text{Re}(1)-\text{Cl}(1)$ 97.3(2), $\text{C}(2)-\text{Re}(1)-\text{C}(4)$ 90.0(3), $\text{C}(3)-\text{Re}(1)-\text{C}(4)$ 39.6(4), $\text{C}(3)-\text{Re}(1)-\text{Cl}(1)$ 96.9(3), $\text{Re}(1)-\text{Cl}(1)-\text{C}(2)$ 56.2(4), $\text{Re}(1)-\text{C}(3)-\text{C}(4)$ 56.2(3).

oriented *cis* to each other. To understand the experimental observation, we optimized the structures of **8a** (with *trans* disposed phosphonium substituents) and **8a'** (with *cis* disposed phosphonium substituents), and calculated their relative energies. As shown in Scheme 5, **8a** is thermodynamically more stable than **8a'** by $4.99 \text{ kcal mol}^{-1}$, consistent with the experimental observation that **8a** is the only observed isomer.

We have also explored the possibility of the formation of bis(η^2 -vinyl) complexes by using internal alkynes. Heating a mixture of **7** and four equivalents of 3-hexyne in toluene at 100°C for 2 h produced cleanly the alkyne complex $\text{Re}(\eta^2\text{-EtC}\equiv\text{CEt})\text{Cl}_3(\text{PMePh}_2)_2$ (**9**), which can be isolated as a yellow solid in 89.9% yield (Scheme 4). The complex is diamagnetic and can be readily characterized by NMR spectroscopy. The $^{31}\text{P}\{^1\text{H}\}$ NMR in CDCl_3 showed a singlet at -53.4 (s). The ^1H NMR showed the Et signal at 0.91 (CH_3) and 3.91 (CH_2) ppm. The $^{13}\text{C}\{^1\text{H}\}$ NMR in CDCl_3 showed the $\text{C}\equiv\text{C}$ signal at 229.9 ppm. The ^{13}C chemical shift of the alkyne signal (at 229.9 ppm) is characteristic of four-electron alkyne ligands.³³

The structure of **9** has been confirmed by X-ray diffraction. As shown in Fig. 3, it can be described as a distorted octahedral complex with two *trans*-disposed PMePh_2 ligands at the axial positions, three meridionally bound Cl ligands, and an alkyne ligand in the equatorial position. Whereas structures **3a** and **8a** have 2-fold symmetry, complex **9** has crystallographic 2-fold symmetry, with the axis passing through Cl1 and Re1 and bisecting the coordinated 4e donor alkyne. The alkyne ligand is oriented perpendicular to the $\text{P}(1)-\text{Re}-\text{P}(2)$ axis and bonded to rhenium symmetrically with the $\text{Re}-\text{C}$ distance of $1.9642(19)$ Å, and the $\text{C}\equiv\text{C}$ distance of the $1.325(4)$ Å. The structural parameters are similar to those of $\text{Cp}^*\text{ReCl}_2(\eta^2\text{-EtC}\equiv\text{CEt})$ ($\text{Re}-\text{C}$, 1.961(3) and 1.969(3) Å; $\text{C}\equiv\text{C}$, 1.326(4) Å).³⁴ The $\text{Re}-\text{C}5$ bond length ($1.9642(19)$ Å) is within those reported for typical $\text{Re}=\text{CR}_2$ ($\text{R}=\text{H}$ or alkyl) carbene bonds ($1.850\text{--}2.153$ Å)^{11d,14} and shorter than those reported for $\text{Re}-\text{C}$ bonds of typical rhenium- η^2 -alkyne (2e donor) complexes ($2.118\text{--}2.247$ Å).³⁵ The NMR and the X-ray data suggest that this structure has contributions from the resonance forms **9** and **9'**, with **9'** being dominant (Scheme 4). The successful isolation of **9** provides indirect evidence that complexes **3** and **8** are formed through the η^2 -alkyne complexes $\text{ReCl}_3(\eta^2\text{-alkyne})(\text{PR}_3)_2$.

Cyclopropene^{36,37} and fused metallacycloprop-1-ene complexes^{17–20,38} have been shown to display σ -aromaticity. We expect that complexes **3** and **8** might also show aromatic character. To verify the hypothesis, we have used a series of theoretical methods to probe the aromatic properties of spiro bi(metallacycloprop-1-ene) complex **8a**. We first calculated the



Scheme 5 Relative energies of **8a** and **8a'** isomers. The relative free energies and electronic energies (in parentheses) are given in kcal mol^{-1} .





Fig. 3 X-ray crystal structure of **9** (ellipsoids at the 40% probability level). Selected bond lengths [Å] and angles [°]: Re(1)–Cl(1) 2.4687(6), Re(1)–Cl(2) 2.4590(5), Re(1)–Cl(2¹) 2.4591(5), Re(1)–C(1) 1.9642(19), Re(1)–C(1¹) 1.9642(19), Re(1)–P(1) 2.4692(5), Re(1)–P(1¹) 2.4692(5), C(1)–C(1¹) 1.325(4), C(1)–C(2) 1.483(3), Cl(1)–Re(1)–Cl(2) 80.705(12), Cl(1)–Re(1)–Cl(2¹) 80.704(11), Cl(2)–Re(1)–C(1) 79.63(6), C(1)–Re(1)–C(1¹) 39.42(12), Re(1)–C(1)–C(1¹) 70.29(6), Re(1)–C(1)–C(2) 142.52(16), P(1)–Re(1)–P(1¹) 166.76(2).

values of nucleus-independent chemical shift (NICS), a common index for aromaticity.³⁹ Since **8a** has a pseudo 2-fold symmetric structure, the two three-membered rings are chemically equivalent. As shown in Fig. 4a, the NICS(0)_{ZZ} values and NICS(1)_{ZZ} values are –44.2 and –20.7 ppm, respectively, indicating that the metallacycle is aromatic. Canonical molecular orbital (CMO) NICS calculations reveal that the NICS(0)_{ZZ}π value from π molecular orbitals (+16.1 ppm) has a positive sign, while the NICS(0)_{ZZ}σ value from the key occupied σ molecular orbitals (–60.3 ppm) has a negative sign, suggesting the possible σ-aromaticity. Consistent with the σ-aromaticity, the NICS(1)_{ZZ}π value (+14.6 ppm) also has a positive sign, while the NICS(1)_{ZZ}σ value orbitals (–35.3 ppm) has a negative sign.



Fig. 4 (a) Computed NICS values for complex **8a**. (b) NICS-scan curves for **8a**.

To verify the σ-aromaticity, complex **8a** was studied by the NICS-scan⁴⁰ and NICS_{in-out}⁴¹ techniques, which can draw inferences about types of aromaticity based on the shape of the curves. To avoid the influence of the ligands in the structure, the NICS values of the metallacycle in **8a** were decomposed into atomic contributions in the framework of the “atoms in molecules (AIM)” theory⁴² using the AIMAll⁴³ program. As shown in Fig. 4b, the NICS out-of-plane curve does not exhibit a pronounced minimum at non-zero *r* values. The NICS in-out curve is not arc-shaped (Fig. S1, ESI[†]), as expected for typical π aromatic systems.⁴⁴ For comparison, NICS-scan and NICS_{in-out} shapes without AIM processing are listed in Fig. S2 and S3.†

The anisotropy of the induced current density (AICD) analysis⁴⁵ is another commonly used method for the evaluation of aromaticity. As shown in Fig. S4,† the σ-system of the three-membered metallacycles of **8a** shows a diatropic ring current, confirming the σ-aromaticity. The σ-aromaticity of **8a** is further elucidated by the gauge including magnetically induced currents (GIMIC).⁴⁶ The GIMIC maps in the plane of a single ring of **8a** are shown in Fig. S5,† which vividly display that significant diatropic currents formed in both the inner and outer edges of the three-membered metallacycle. To visualize the induced current of **8a**, the induced current modulus surfaces were built up. The resulting Jmod plot (Fig. S6†) clearly shows that the diatropic surfaces (blue) around the single metallacycle are large and closed whereas the paratropic surfaces (red) inside the rings are significantly smaller. The static streamline plot of **8a** (Fig. S7†) shows strong net currents circulating the single metallacycle cycle, corresponding to diamagnetic, *i.e.*, aromatic, current. Thus the GIMIC results, both Jmod and streamline plots, confirm the aromatic character of the metallacycle of **8a**.

Having confirmed the σ-aromaticity of mono-metallacycle, we have also investigated the global aromaticity of **8a**.⁴⁷ A global π-aromatic system has diatropic ring current circuiting along the outermost periphery. The GIMIC map with the magnetic field direction perpendicular to the plane formed by the three atoms of Re1, C2, and C4 (Fig. 5) shows induced currents generated in **8a** connecting the two non-coplanar



Fig. 5 The GIMIC map of **8a** in-plane formed by the three atoms of Re1, C2, and C4. The magnetic field vector is orthogonal concerning the ring plane and points upward (clockwise currents are diatropic).



three-membered metallacycle rings *via* the unbound C2 and C4 atoms (the calculated C2–C4 Mayer bond order is only 0.05). The induced current between C2 and C4 in **8a** is further proved by the current intensity through the integral plane calculated by the GIMIC program, a method that enables one to quantitatively check the aromaticity according to the induced current. As shown in Fig. S8,† the current intensity passing through the bonds of the three-membered ring is greater than 8.6 nA T⁻¹, while that between C2 and C4 atoms is 7.04 nA T⁻¹.

The magnetically induced current can be visualized *via* the AIMAll program. Fig. S9a and b† show that the magnetically induced current between the two non-coplanar three-membered metallacycle rings in **8a** is connected to form an overall diatropic induced current. The current intensity between C2 and C4 atoms is slightly weaker than that on the ring plane, but it cannot be ignored. The NICS-grid (Fig. S9c†) and ICSS plots (Fig. S9d†) based on the NICS method also show that the two non-coplanar three-membered metallacycles of **8a** form an overall shielded area. These results suggest that the two three-membered metallacycles in **8a** constitute a special 3D global σ -aromaticity, with the induced current flowing *via* the unbound C2 and C4 atoms.

There has been much interest in the chemistry of metallaaromatics.^{38,48} Spiro metalla-aromatics, in which two or more aromatic rings are fused by sharing a single metal atom (the spiro atom), are novel metallaaromatic systems introduced recently. For example, Xi and coworkers have realized π -type bis-spirometalla-aromatics with square planar⁴⁹ and tetrahedral⁵⁰ geometries, and tris-spiroaromatics with a hexalithio spiro vanadacycle.⁵¹ Complexes **3** and **8** represent unique examples of σ -type spiro metallaaromatics.

Conclusions

In summary, we have successfully obtained the first examples of spiro bi(metallacycloprop-1-ene) complexes from reactions of alkynes with rhenium phosphine complexes. Computational studies indicate that the metallacycloprop-1-ene rings are aromatic and thus the complexes represent a rare σ -type spiro metallaaromatic system.

Data availability

Crystallographic data for **3a** (CCDC no. 2205733), **8a** (CCDC no. 2205745), and **9** (CCDC no. 2205743) have been deposited at The Cambridge Crystallographic Data Centre.†

Author contributions

G. J. conceived the project and supervised the findings of this work. W. B. and L. Y. T. carried out the syntheses and characterizations. Y. W. and Y. L. performed the computations. H. H. Y. S. and I. D. W. performed the XRD. G. J., W. B., I. D. W. and Y. W. wrote the manuscript and all authors contributed to the final manuscript.

Conflicts of interest

There are no conflicts to declare.

Acknowledgements

This work was supported by the National Natural Science Foundation of China (No. 22001030, 21903010), and Hong Kong Research Grant Council (No. 16308719, 16308721). We extend our appreciation to the “Supercomputing Center of Dalian University of Technology” for providing access to the supercomputers.

Notes and references

- 1 D. S. Frohnapfel and J. L. Templeton, *Coord. Chem. Rev.*, 2000, **206–207**, 199–235.
- 2 Selected examples of recent works, see: (a) M. A. Ehweiner, L. M. Peschel, N. Stix, M. Z. Ćorovic, F. Belaj and N. C. Mösch-Zanetti, *Inorg. Chem.*, 2021, **60**, 8414–8418; (b) M. J. Byrnes, X. Dai, R. R. Schrock, A. S. Hock and P. Müller, *Organometallics*, 2005, **24**, 4437–4450; (c) W. Zhang, S. Kraft and J. S. Moore, *J. Am. Chem. Soc.*, 2004, **126**, 329–335; (d) Y.-C. Tsai, P. L. Diaconescu and C. C. Cummins, *Organometallics*, 2000, **19**, 5260–5262; (e) D. S. Frohnapfel, P. S. White and J. L. Templeton, *Organometallics*, 2000, **19**, 1497–1506.
- 3 (a) S. G. Curto, M. A. Esteruelas, M. Oliván, E. Oñate and A. Vélez, *Organometallics*, 2018, **37**, 1970–1978; (b) R. Gao, D. R. Pahls, T. R. Cundari and C. S. Yi, *Organometallics*, 2014, **33**, 6937–6944; (c) R. J. Pawley, M. A. Huertos, G. C. Lloyd-Jones, A. S. Weller and M. C. Willis, *Organometallics*, 2012, **31**, 5650–5659.
- 4 C. Zhu, J. Wu, S. Li, Y. Yang, J. Zhu, X. Lu and H. Xia, *Angew. Chem., Int. Ed.*, 2017, **56**, 9067–9071.
- 5 M. Luo, Y. Sui, X. Lin, C. Zhu, Z. Yan, Y. Ruan, H. Zhang and H. Xia, *Chem. Commun.*, 2020, **56**, 6806–6809.
- 6 R. Castro-Rodrigo, M. A. Esteruelas, A. M. López, F. López, J. L. Mascareñas, M. Oliván, E. Oñate, L. Saya and L. Villarino, *J. Am. Chem. Soc.*, 2010, **132**, 454–455.
- 7 F. Niikura, H. Seino and Y. Mizobe, *Organometallics*, 2009, **28**, 1112–1121.
- 8 T. Kurogi and D. J. Mindiola, *Organometallics*, 2020, **39**, 4474–4478.
- 9 X. Li, T. Vogel, C. D. Incarvito and R. H. Crabtree, *Organometallics*, 2005, **24**, 62–76.
- 10 M. Galiana-Cameo, R. Romeo, A. Urriolabeitia, V. Passarelli, J. J. Pérez-Torrente, V. Polo and R. Castarlenas, *Angew. Chem., Int. Ed.*, 2022, **61**, e202117006.
- 11 (a) A. Fürstner, *J. Am. Chem. Soc.*, 2019, **141**, 11–24; (b) T. Biberger, C. P. Gordon, M. Leutzsch, S. Peil, A. Guthertz, C. Copéret and A. Fürstner, *Angew. Chem., Int. Ed.*, 2019, **58**, 8845–8850; (c) A. Guthertz, M. Leutzsch, L. M. Wolf, P. Gupta, S. M. Rummelt, R. Goddard, C. Farès, W. Thiel and A. Fürstner, *J. Am. Chem. Soc.*, 2018, **140**, 3156–3169; (d) M. Leutzsch, L. M. Wolf, P. Gupta, M. Fuchs, W. Thiel, C. Farès and A. Fürstner, *Angew. Chem., Int. Ed.*, 2015, **54**,



- 12431–12436; (e) B. Sundararaju and A. Fürstner, *Angew. Chem., Int. Ed.*, 2013, **52**, 14050–14054.
- 12 (a) D.-A. Roşca, K. Radkowski, L. M. Wolf, M. Wagh, R. Goddard, W. Thiel and A. Fürstner, *J. Am. Chem. Soc.*, 2017, **139**, 2443–2455; (b) S. M. Rummelt and A. Fürstner, *Angew. Chem., Int. Ed.*, 2014, **53**, 3626–3630.
- 13 (a) B. Sánchez-Page, J. Munarriz, M. V. Jiménez, J. J. Pérez-Torrente, J. Blasco, G. Subias, V. Passarelli and P. Álvarez, *ACS Catal.*, 2020, **10**, 13334–13351; (b) J. J. Pérez-Torrente, D. H. Nguyen, M. V. Jiménez, F. J. Modrego, R. Puerta-Oteo, D. Gómez-Bautista, M. Iglesias and L. A. Oro, *Organometallics*, 2016, **35**, 2410–2422; (c) R. H. Crabtree, *New J. Chem.*, 2003, **27**, 771–772; (d) L. W. Chung, Y.-D. Wu, B. M. Trost and Z. T. Ball, *J. Am. Chem. Soc.*, 2003, **125**, 11578–11582.
- 14 M. Zhang and G. Huang, *Chem.–Eur. J.*, 2016, **22**, 9356–9365.
- 15 Y. Imazaki, E. Shirakawa, R. Ueno and T. Hayashi, *J. Am. Chem. Soc.*, 2012, **134**, 14760–14763.
- 16 (a) J. Jiang, H. Liu, L. Cao, C. Zhao, Y. Liu, L. Ackermann and Z. Ke, *ACS Catal.*, 2019, **9**, 9387–9392; (b) S. Warratz, C. Kornhaaf, A. Cajaraville, B. Niepötter, D. Stalke and L. Ackermann, *Angew. Chem., Int. Ed.*, 2015, **54**, 5513–5517.
- 17 (a) Y. Huang, C. Dai and J. Zhu, *Chem.–Asian J.*, 2020, **15**, 3444–3450; (b) Y. Hao, J. Wu and J. Zhu, *Chem.–Eur. J.*, 2015, **21**, 18805–18810.
- 18 (a) F. Huang, X. Zheng, X. Lin, L. Ding, Q. Zhuo, T. B. Wen, H. Zhang and H. Xia, *Chem. Sci.*, 2020, **11**, 10159–10166; (b) Z. Chu, G. He, X. Cheng, Z. Deng and J. Chen, *Angew. Chem., Int. Ed.*, 2019, **58**, 9174–9178; (c) Q. Zhuo, J. Lin, Y. Hua, X. Zhou, Y. Shao, S. Chen, Z. Chen, J. Zhu, H. Zhang and H. Xia, *Nat. Commun.*, 2017, **8**, 1912; (d) C. Zhu, X. Zhou, H. Xing, K. An, J. Zhu and H. Xia, *Angew. Chem., Int. Ed.*, 2015, **54**, 3102–3106; (e) F. H. Cui, Q. Li, L. H. Gao, K. Ruan, K. Ma, S. Chen, Z. Lu, J. Fei, Y. M. Lin and H. Xia, *Angew. Chem., Int. Ed.*, 2022, e202211734; (f) C. Zhu, C. Yang, Y. Wang, G. Lin, Y. Yang, X. Wang, J. Zhu, X. Chen, X. Lu, G. Liu and H. Xia, *Sci. Adv.*, 2016, **2**, e1601031; (g) M. Luo, L. Long, H. Zhang, Y. Yang, Y. Hua, G. Liu, Z. Lin and H. Xia, *J. Am. Chem. Soc.*, 2017, **139**, 1822–1825.
- 19 (a) W. Bai, Y. Sun, Y. Wang, Y. Zhou, Y. Zhao, X. Bao and Y. Li, *Chem. Commun.*, 2022, **58**, 6409–6412; (b) Y. Sun, Y. Zhou, W. Bai, Y. Li and Y. Wang, *Chem. Commun.*, 2022, **58**, 435–438; (c) Y. Wang, Y. Sun, W. Bai, Y. Zhou, X. Bao and Y. Li, *Dalton Trans.*, 2022, **51**, 2876–2882; (d) X. Bao, Y. Li, W. Bai, Y. Zhou, Y. Wang, Y. Sun and J. Jiang, *Chem. Commun.*, 2021, **57**, 1643–1646.
- 20 M. Batuecas, R. Castro-Rodrigo, M. A. Esteruelas, C. García-Yebra, A. M. López and E. Oñate, *Angew. Chem., Int. Ed.*, 2016, **55**, 13749–13753.
- 21 (a) K. C. Stone, G. M. Jamison, P. S. White and J. L. Templeton, *Organometallics*, 2003, **22**, 3083–3095; (b) G. Guillemot, E. Solari, C. Floriani, N. Re and C. Rizzoli, *Organometallics*, 2000, **19**, 5218–5230; (c) D. S. Frohnapfel, A. E. Enriquez and J. L. Templeton, *Organometallics*, 2000, **19**, 221–227.
- 22 (a) D. Buccella, K. E. Janak and G. Parkin, *J. Am. Chem. Soc.*, 2008, **130**, 16187–16189; (b) G. Guillemot, E. Solari, R. Scopelliti and C. Floriani, *Organometallics*, 2001, **20**, 2446–2448; (c) H. Ishino, S. Kuwata, Y. Ishii and M. Hidai, *Organometallics*, 2001, **20**, 13–15; (d) S. R. Allen, R. G. Beevor, M. Green, N. C. Norman, A. G. Orpen and I. D. Williams, *J. Chem. Soc., Dalton Trans.*, 1985, 435–450.
- 23 (a) G. He, J. Chen, H. H.-Y. Sung, I. D. Williams and G. Jia, *Inorg. Chim. Acta*, 2021, **518**, 120239; (b) G. He, T. Fan, J. Chen, H. H.-Y. Sung, I. D. Williams, Z. Lin and G. Jia, *New J. Chem.*, 2013, **37**, 1823–1832; (c) J. Chen, G. He, H. H.-Y. Sung, I. D. Williams, Z. Lin and G. Jia, *Organometallics*, 2010, **29**, 2693–2701; (d) C. P. Casey, T. M. Boller, S. Kraft and I. A. Guzei, *J. Am. Chem. Soc.*, 2002, **124**, 13215–13221.
- 24 M. J. Bernal, O. Torres, M. Martin and E. Sola, *J. Am. Chem. Soc.*, 2013, **135**, 19008–19015.
- 25 (a) A. Álvarez-Pérez, C. González-Rodríguez, C. García-Yebra, J. A. Varela, E. Oñate, M. A. Esteruelas and C. Saá, *Angew. Chem., Int. Ed.*, 2015, **54**, 13357–13361; (b) P. Barrio, M. A. Esteruelas and E. Oñate, *Organometallics*, 2003, **22**, 2472–2485.
- 26 (a) H.-X. Wang, Q. Wan, K.-H. Low, C.-Y. Zhou, J.-S. Huang, J.-L. Zhang and C.-M. Che, *Chem. Sci.*, 2020, **11**, 2243–2259; (b) Y. Li, J.-S. Huang, Z.-Y. Zhou and C.-M. Che, *J. Am. Chem. Soc.*, 2001, **123**, 4843–4844; (c) A. M. LaPointe, R. R. Schrock and W. M. Davis, *J. Am. Chem. Soc.*, 1995, **117**, 4802–4813.
- 27 (a) M. J. Benedikter, J. V. Musso, W. Frey, R. Schowner and M. R. Buchmeiser, *Angew. Chem., Int. Ed.*, 2021, **60**, 1374–1382; (b) T. Chen, X.-H. Zhang, C. Wang, S. Chen, Z. Wu, L. Li, K. R. Sorasaene, J. B. Diminnie, H. Pan, I. A. Guzei, A. L. Rheingold, Y.-D. Wu and Z.-L. Xue, *Organometallics*, 2005, **24**, 1214–1224; (c) T. Chen, Z. Wu, L. Li, K. R. Sorasaene, J. B. Diminnie, H. Pan, I. A. Guzei, A. L. Rheingold and Z.-L. Xue, *J. Am. Chem. Soc.*, 1998, **120**, 13519–13520.
- 28 (a) B. Paul, R. R. Schrock and C. Tsay, *Organometallics*, 2021, **40**, 463–466; (b) J. W. Taylor, R. R. Schrock and C. Tsay, *Organometallics*, 2020, **39**, 2304–2308.
- 29 (a) U. J. Kilgore, J. Tomaszewski, H. Fan, J. C. Huffman and D. J. Mindiola, *Organometallics*, 2007, **26**, 6132–6138; (b) J. D. Fellmann, G. A. Rupprecht, C. D. Wood and R. R. Schrock, *J. Am. Chem. Soc.*, 1978, **100**, 5964–5966.
- 30 (a) J. B. Diminnie, H. D. Hall and Z. Xue, *Chem. Commun.*, 1996, 2383–2384; (b) J. D. Fellmann, R. R. Schrock and G. A. Rupprecht, *J. Am. Chem. Soc.*, 1981, **103**, 5752–5758; (c) M. R. Churchill and W. J. Youngs, *Inorg. Chem.*, 1979, **18**, 1930–1935.
- 31 H. Kuniyasu, T. Nakajima, T. Tamaki, T. Iwasaki and N. Kambe, *Organometallics*, 2015, **34**, 1373–1376.
- 32 A. Allen and W. Lin, *Organometallics*, 1999, **18**, 2922–2925.
- 33 J. L. Templeton and B. C. Ward, *J. Am. Chem. Soc.*, 1980, **102**, 3288–3290.
- 34 W. A. Herrmann, R. A. Fischer and E. Herdtweck, *Organometallics*, 1989, **8**, 2821–2831.



- 35 Usually in the range of 2.118–2.247 Å. See, for example: (a) J. J. Kowalczyk, A. M. Arif and J. A. Gladysz, *Organometallics*, 1991, **10**, 1079–1088; (b) C. P. Casey, T. E. Vos, J. T. Brady and R. K. Hayashi, *Organometallics*, 2003, **22**, 1183–1195; (c) C. P. Casey, T. M. Boller, J. S. M. Samec and J. R. Reinert-Nash, *Organometallics*, 2009, **28**, 123–131; (d) C. P. Casey, A. D. Selmechzy, J. R. Nash, C. S. Yi, D. R. Powell and R. K. Hayashi, *J. Am. Chem. Soc.*, 1996, **118**, 6698–6706; (e) C. P. Casey, Y. Ha and D. R. Powell, *J. Organomet. Chem.*, 1994, **472**, 185–193; (f) F. W. B. Einstein, K. G. Tyers and D. Sutton, *Organometallics*, 1985, **4**, 489–493.
- 36 J. Wu, X. Liu, Y. Hao, H. Chen, P. Su, W. Wu and J. Zhu, *Chem.–Asian J.*, 2018, **13**, 3691–3696.
- 37 R. R. Aysin, L. A. Leites and S. S. Bukalov, *Organometallics*, 2020, **39**, 2749–2762.
- 38 D. Chen, Y. Hua and H. Xia, *Chem. Rev.*, 2020, **120**, 12994–13086.
- 39 (a) H. Fallah-Bagher-Shaidaei, C. S. Wannere, C. Corminboeuf, R. Puchta and P. v. R. Schleyer, *Org. Lett.*, 2006, **8**, 863–866; (b) Z. Chen, C. S. Wannere, C. Corminboeuf, R. Puchta and P. v. R. Schleyer, *Chem. Rev.*, 2005, **105**, 3842–3888; (c) P. v. R. Schleyer, C. Maerker, A. Dransfeld, H. Jiao and N. J. R. van Eikema Hommes, *J. Am. Chem. Soc.*, 1996, **118**, 6317–6318.
- 40 (a) A. J. Stanger, *J. Org. Chem.*, 2006, **71**, 883–893; (b) A. J. Stanger, *J. Org. Chem.*, 2010, **75**, 2281–2288.
- 41 J. J. Torres-Vega, A. Vásquez-Espinal, J. Caballero, M. L. Valenzuela, L. Alvarez-Thon, E. Osorio and W. Tiznado, *Inorg. Chem.*, 2014, **53**, 3579–3585.
- 42 (a) R. F. W. Bader, *Atoms in Molecules: a Quantum Theory*, Clarendon Press, Oxford, New York, 1990; (b) T. A. Keith and R. F. W. Bader, *Chem. Phys. Lett.*, 1992, **194**, 1–8; (c) T. A. Keith and R. F. W. Bader, *Chem. Phys. Lett.*, 1993, **210**, 223–231; (d) T. A. Keith and R. F. W. Bader, *J. Chem. Phys.*, 1993, **99**, 3669–3682; (e) T. A. Keith and R. F. W. Bader, *Can. J. Chem.*, 1996, **74**, 185–200.
- 43 T. A. Keith, AIMAll, *TK Gristmill Software*, Overland Park, KS, USA, 2017.
- 44 (a) L. A. Leites, S. S. Bukalov, R. R. Aysin, A. V. Piskunov, M. G. Chegerev, V. K. Cherkasov, A. V. Zabula and R. West, *Organometallics*, 2015, **34**, 2278–2286; (b) R. R. Aysin, S. S. Bukalov, L. A. Leites and A. V. Zabula, *Dalton Trans.*, 2017, **46**, 8774–8781; (c) R. R. Aysin, L. A. Leites and S. S. Bukalov, *Organometallics*, 2020, **39**, 2749–2762.
- 45 (a) D. Geuenich, K. Hess, F. Köhler and R. Herges, *Chem. Rev.*, 2005, **105**, 3758–3772; (b) R. Herges and D. Geuenich, *J. Phys. Chem. A*, 2001, **105**, 3214–3220.
- 46 (a) H. Fliegl, S. Taubert, O. Lehtonen and D. Sundholm, *Phys. Chem. Chem. Phys.*, 2011, **13**, 20500–20518; (b) D. Sundholm, H. Fliegl and R. J. F. Berger, *WIREs Computational Molecular Science*, 2016, **6**, 639–678.
- 47 For global π -aromaticity/antiaromaticity, see for example: (a) Z. Li, X. Hou, Y. Han, W. Fan, Y. Ni, Q. Zhou, J. Zhu, S. Wu, K.-W. Huang and J. Wu, *Angew. Chem., Int. Ed.*, 2022, **61**, e202210697; (b) O. Dishy, Y. Rahav, R. Carmieli and O. Gidron, *Chem.–Eur. J.*, 2022, **50**, e202202082; (c) T. Xu, Y. Han, Z. Shen, X. Hou, Q. Jiang, W. Zeng, P. W. Ng and C. Chi, *J. Am. Chem. Soc.*, 2021, **143**, 20562–20568; (d) J. Guo, C. Zhou, S. Xie, S. Luo, T. Y. Gopalakrishna, Z. Sun, J. Jouha, J. Wu and Z. Zeng, *Chem. Mater.*, 2020, **32**, 5927–5936; (e) Z. Li, T. Y. Gopalakrishna, Y. Han, Y. Gu, L. Yuan, W. Zeng, D. Casanova and J. Wu, *J. Am. Chem. Soc.*, 2019, **141**, 16266–16270; (f) C. Liu, Y. Ni, X. Lu, G. Li and J. Wu, *Acc. Chem. Res.*, 2019, **52**, 2309–2321.
- 48 (a) Y. Zhang, C. Yu, Z. Huang, W.-X. Zhang, S. Ye, J. Wei and Z. Xi, *Acc. Chem. Res.*, 2021, **54**, 2323–2333; (b) D. Chen, Q. Xie and J. Zhu, *Acc. Chem. Res.*, 2019, **52**, 1449–1460; (c) B. J. Frogley and L. J. Wright, *Chem.–Eur. J.*, 2018, **24**, 2025–2038.
- 49 Y. Zhang, J. Wei, Y. Chi, X. Zhang, W.-X. Zhang and Z. Xi, *J. Am. Chem. Soc.*, 2017, **139**, 5039–5042.
- 50 Y. Zhang, J. Wei, M. Zhu, Y. Chi, W.-X. Zhang, S. Ye and Z. Xi, *Angew. Chem., Int. Ed.*, 2019, **58**, 9625–9631.
- 51 Z. Huang, Y. Zhang, W.-X. Zhang, J. Wei, S. Ye and Z. Xi, *Nat. Commun.*, 2021, **12**, 1319.

