

Green Chemistry

Cutting-edge research for a greener sustainable future

rsc.li/greenchem



ISSN 1463-9262

COMMUNICATION

Finn Moeller and Siegfried R. Waldvogel
Direct synthesis of 2-pyrone-4,6-dicarboxylic acid and
trans-aconitic acid from renewable gallic acid and tannic
acid



Cite this: *Green Chem.*, 2025, **27**, 2661

Received 10th September 2024,
 Accepted 11th December 2024

DOI: 10.1039/d4gc04535a

rsc.li/greenchem

Direct synthesis of 2-pyrone-4,6-dicarboxylic acid and *trans*-aconitic acid from renewable gallic acid and tannic acid†

Finn Moeller^{a,b} and Siegfried R. Waldvogel  ^{a,b,c}

2-Pyrone-4,6-dicarboxylic acid and *trans*-aconitic acid, both molecules of high interest for the synthesis of biobased and biodegradable polyesters, could be accessed through the oxidative cleavage of abundant and renewable gallic acid and tannic acid. By optimizing the reaction conditions the selectivity of the reaction could be shifted to either product and the procedure transferred to readily available derivatives of gallic acid.

Introduction

Facing climate change and shortage of fossil resources, it is evident that the chemical industry needs to explore alternative sources for fine chemicals and develop sustainable methods to replace existing processes.¹ A focus of research in this area lies in the valorisation of lignin, a polyphenolic biopolymer omnipresent in plants and trees.² Currently, lignin is processed during pulping on a multi-Mt-scale and accumulates as a side product, being burned on site for the production of energy and recovery of inorganic chemicals. Depolymerization of technical lignin is considered difficult due to structural changes during the harsh process conditions, but several oxidative,³ reductive,⁴ thermal,^{5,6} and electrochemical^{7–12} methods have been developed.^{13,14} Another side stream of these pulping plants is represented by barks and the tannins therein, which are currently not employed as a chemical feedstock. Besides chemical transformation, biological transformations have received attention, transforming biomass into fine chemicals through fermentation with genetically engineered bacteria. In 1979, 2-pyrone-4,6-dicarboxylic acid (**2**), was discovered as a

product of the enzyme α -hydroxy- γ -carboxymuconic- ϵ -semialdehyde dehydrogenase, being linked to the bacterial metabolism of protocatechuic acid.¹⁵ Noteworthy, protocatechuic acid can be easily obtained from various types of lignin.¹⁶ In the early 2000s, **2** received further attention, as it was discovered that *sphingomonas paucimobilis* SYK-6 could metabolize low-molecular weight compounds derived from lignin to pyrone **2**.¹⁷ Several follow-up publications detailed efforts to genetically engineer bacteria to produce higher quantities of **2**, and change the feedstock to simple glucose.^{18,19} 2-Pyrones are an interesting class of compounds that can undergo a variety of transformations and have been of high interest for synthetic chemists.²⁰ Due to its two carboxylic acids and slightly aromatic feature, it is also a very promising monomer for polyester synthesis. It can be polymerised with glycol resulting in a polymer with similar properties to PET or be used in polyurethanes showing strong adhesive properties.^{21,22} The inherent advantages of **2** as a monomer, are that it stems from biogenic, underutilized and renewable sources. In addition, this moiety shows a rapid biodegradation and biocompatibility (Fig. 1).^{23,24}

Many publications dealing with the fermentative production or polymerization of **2** remark, that there is no chemi-



Fig. 1 Current methods for the synthesis of **2** and its use as a monomer.

^aDepartment of Chemistry, Johannes Gutenberg University, Duesbergweg 10-14, 55218 Mainz, Germany. E-mail: siegfried.waldvogel@cec.mpg.de

^bMax-Planck-Institute for Chemical Energy Conversion, Stiftstraße 34-36, 45470 Mülheim an der Ruhr, Germany

^cInstitute of Biological and Chemical Systems – Functional Molecular Systems (IBCS FMS), Kaiserstraße 12, 76131 Karlsruhe, Germany

† Electronic supplementary information (ESI) available. See DOI: <https://doi.org/10.1039/d4gc04535a>



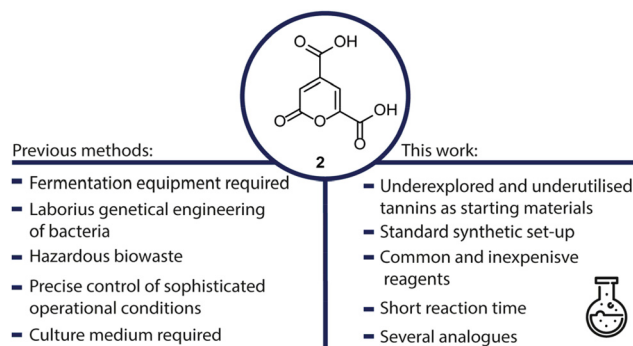


Fig. 2 Comparison of fermentative and novel method for the production of 2.

cal process for the synthesis of this compound reported yet. Due to this, it is not commercially available, and almost not accessible even though it has been mentioned in over 100 publications in the recent years. Although, the polymers of 2 show very interesting properties, research is limited due to the unavailability of 2, as synthetic research labs generally do not possess the necessary equipment for fermentation. Thus, an easy access to this compound would greatly spark the interest in further research on its use as a monomer or building block for synthetic transformations. Within this work, we enabled a single step access to pyrone 2, from renewable and readily available gallic acid (1) in a simple procedure using sodium perborate and acetic acid. Our procedure does not require any elaborate set-up.

Another compound used as a monomer is *trans*-aconitic acid (3), included in the list of top-30 value-added chemical by the US Department of Energy.²⁵ Industrially, 3 is produced by dehydration of citric acid with sulfuric acid, but again efforts have been made to genetically engineer bacteria, to produce 3 by fermentation.²⁶ Due to its availability, it has a multitude of uses in industrially *e.g.* as a cross-linker for polyesters or as a building block for other value-added chemicals.

Another class of natural compounds that has gained an increased interest as a potential renewable feedstock for the chemical industry, has been the class of tannins. They can be found in most parts of plants, but accumulate in the bark of trees and especially in oak galls, having a high potential to serve as a renewable source of aromatics, that could serve as platform chemicals next to lignin.²⁷ Tannins are divided into two subclasses: hydrolysable tannins; made up of either gallic or ellagic acid esterified to a sugar core and condensed tannins bearing a flavan core moiety with up to 50 repeating units, linked by a C–C bond.^{28,29} Hydrolysable tannins have been explored as a natural source for gallic acid with recent developments in extractive procedures with solvents or hot water giving a sustainable access to gallic acid (1).^{30,31} Since there are only few chemical procedures to make use of these compounds, our investigations started with finding a chemical transformation of gallic acid (1) to value-added compounds.

Results and discussion

In early experiments with 1 it was found that products originating from oxidative ring cleavage could be accessed by using peroxodisulfate, an electrochemically generated oxidizer established by the Waldvogel group.^{9,32–34} The mechanism of the oxidative cleavage of catechols was investigated intensively in the 20th century, due to interest in the transformations of catechols by the enzyme pyrocatechase.^{35,36} A similar reaction was used recently for the oxidative cleavage of lignin-derived catechols, using toxic and precarious reagents such as formic acid and hydrogen peroxide combined with an iron(III) catalyst.³⁷ In our case a system with non-hazardous and readily available sodium perborate ($\text{NaBO}_3 \cdot 4\text{H}_2\text{O}$) and acetic acid, which can be considered a green solvent with no environmental risk, proved to be most efficient.³⁸ Sodium perborate is a mild oxidiser used on a large scale for its bleaching properties and can be synthesized electrochemically.^{39,40} It is known, that if sodium perborate is mixed with acetic acid, peracetic acid is formed after some time.⁴¹ However, the actual active species remains unclear, since the reactivity differs from peracetic acid.⁴¹ The postulated reaction sequence for the oxidative ring cleavage of 1 according to literature^{42,43} is depicted in Scheme 1 and proceeds through the initial formation of *ortho*-quinone I. However, this intermediate I gives rise to various side reactions such as oligo- and polymerization. Subsequently, I is cleaved in a Baeyer–Villiger-type oxidation, leading to the cyclic anhydride II, which readily hydrolyses to the tricarboxylic acid III. The ring-opened intermediate can react in two different ways: cyclization after double-bond rotation to form the lactone 2 or oxidative decarboxylation, either by CO extrusion or an oxidant assisted mechanism, to 3.



Scheme 1 Proposed reaction sequence for the oxidative conversion of gallic acid (1) to 2 and 3.



In a one-variable-at-a-time (OVAT) screening approach, we tried to increase the yield of **2** and the results are depicted in Fig. 2. At the lowest investigated temperature of 25 °C, the formation of **2** is decreased to a yield of 6% meanwhile the yield of **3** is increased to 32%. By increasing the temperature, the yield of **2** increases to 14% at 70 °C, while the yield of **3** continuously drops until it reaches 1% at 100 °C. Regarding the optimization of the equivalents of sodium perborate, a full conversion of starting material **1** was achieved with 3.5 eq. of the oxidizer, while the theoretical amount for the formation of **2** is 2.0 eq. Further equivalents of oxidizer lead to no decrease of product yield, demonstrating their stability towards over-oxidation. The reaction time also showed only little influence. After 1 h **1** is consumed and the products do not degrade at prolonged reaction times. Next, we investigated the influence of the substrate concentration, which showed to have the highest influence on the yield of **2**. It was expected, that the yield of observable products could be greatly increased by lowering the concentration of starting material, to suppress oligomerization reactions of the intermediary formed quinone. By decreasing the concentration of **1** from 49 to 12 mm the yield of **2** was increased to 33% while the yield of **3** dropped to 8%. Further dilution hindered the reaction, decreasing the conversion and product formation. Interestingly, the overall yield of observable products never exceeded 41%. With a similar rationale, it was tested if slow addition of starting material could improve the yields. Through this, the yield could not be further increased, but it allowed to use a lower volume of solvent (Fig. 3).

Then, the influence of different additives and solvents on the oxidative cleavage was tested and the results are displayed in Table 1.

A mixture of sodium perborate in carboxylic acids, provides the corresponding peracids through a mixed perborate-acid intermediate as postulated by McKillop et Sanderson. Notably, these mixed species were also isolated for use as peracetic acid-releasing detergents.⁴⁴ The formation of peracetic acid by

Table 1 Influence of different additives and solvents on the oxidative cleavage of gallic acid (**1**). Yields were determined by ¹H NMR with 1,3,5-trimethoxybenzene as internal standard

Deviation from standard conditions	Conversion of 1	Yield 2	Yield 3
None	85%	11%	23%
5 eq. H ₂ SO ₄	40%	Traces	Traces
Peracetic acid	35%	n.d.	n.d.
20 vol% HFIP	80%	8%	30%
20 vol% TFE	77%	8%	24%
Formic acid	48%	1%	1%
Trifluoroacetic acid	77%	4%	n.d.
Propionic acid	80%	4%	32%
Pivalic acid	58%	Traces	8%

sodium perborate can be greatly accelerated by adding sulfuric acid, but in our case the yield dropped significantly with addition of sulfuric acid.⁴¹ When commercial peracetic acid was used for the reaction, no formation of ring-opened products was observed, emphasizing the essential role of a mixed perborate-acetic acid species. Furthermore, the use of different co-solvent mixtures of acetic acid and fluorinated alcohols were tested, since latter proved to be beneficial in the hydrogen peroxide mediated Baeyer-Villiger oxidation and other oxidative transformations.⁴⁵ Here, the presence of fluorinated alcohols showed only adverse effects in different solvent ratios (Table S5†). Different organic acids as mediators in place of acetic acid were also tested, but pure acetic acid performed the best, though propionic acid lead to a 32% yield of **3**.

Under optimized conditions, the reaction was conducted on a 1.5 mmol scale and **2** was isolated in a yield of 36%, uti-

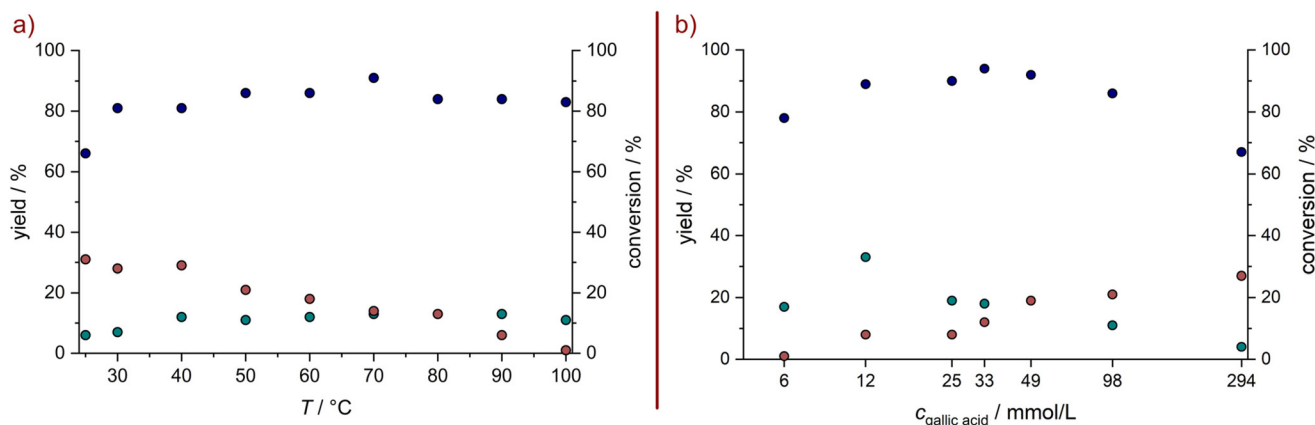
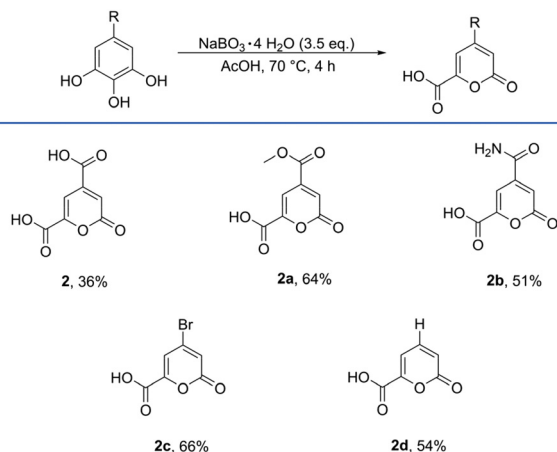


Fig. 3 Optimization of reaction temperature and substrate concentration. Yield of **2** [●], **3** [●] and conversion of **1** [●]. Cond.: (a) 4 h, 2.5 eq. of NaBO₃·4H₂O, 33 mmol L⁻¹; (b) 4 h, 70 °C, 3.5 eq. of NaBO₃·4H₂O. Yields were determined by ¹H NMR with 1,3,5-trimethoxybenzene as internal standard.





Scheme 2 Application of the optimized reaction conditions to gallic acid (1) and readily available derivatives.

lizing a method described by Michinobu *et al.*, who were able to crystallize the compound as its sodium salt from an aqueous brine solution.⁴⁶ To investigate the scalability of the protocol, the reaction was scaled-up with 55 mmol of starting material **1**, yielding 3.13 g (30%) of pyrone **2** in a slightly decreased yield.

The reaction was then transferred to common and readily available derivatives of gallic acid (**1**). Methyl gallate (**1a**) gave the corresponding pyrone **2a** in a yield of 64%. Interestingly the reaction with amide **1b** yielded 51% of pyrone **2b**, while it is described in literature, that it preferably produces ellagic acid with various reagents containing active oxygen.⁴⁷ The bromo-derivative **2c** was obtained in a yield of 66%, which has already been used in the synthesis of APIs, but had to be synthesised in multiple steps with a low yield.⁴⁸ Furthermore, pyrogallol (**1d**) could be converted to the monosubstituted pyrone **2d** in a yield of 54%.

Additionally, tannic acid, the mother compound, from which gallic acid is isolated, was used under the optimized conditions, but pyrone **2** was only received in a yield of 11%. During the dropwise addition of tannic acid to the perborate acetic acid mixture, a solid formed immediately after the drop reached the reaction mixture, which also did not disappear during the reaction and was not susceptible to analysis and likely stems from intramolecular reactions. Thus, a prior hydrolysis to gallic acid (**1**) would provide **2** in higher yields (Scheme 2).

Conclusions

By this work a direct and simple access to *trans*-aconitic acid (**3**) and 2-pyrone-4,6-dicarboxylic acid (**2**) was established, which is to date only produced through laborious fermentation processes and not available by chemical means. As a starting material, renewable and inexpensive gallic acid (**1**), which can be isolated from bark of trees, was used. This underutilized feedstock was oxidized with a mixture of acetic acid and sodium per-

borate. With this new access to pyrone **2**, further transformations of this compound to chemicals or polymers from renewable resources are made possible. Furthermore, readily available derivatives of gallic acid (**1**) were also successfully converted to the corresponding pyrones in satisfying yields.

Author contributions

F.M. designed and optimized the reaction, and analysed the data. S.R.W. supervised this work. S.R.W. and F.M. wrote and revised the manuscript. All authors agreed to this version of the manuscript.

Data availability

All additional data can be found in the ESI.†

Conflicts of interest

There are no conflicts to declare.

References

- I. T. Horvath and P. T. Anastas, *Chem. Rev.*, 2007, **107**, 2169–2173.
- J. Zakzeski, P. C. Bruijninx, A. L. Jongerius and B. M. Weckhuysen, *Chem. Rev.*, 2010, **110**, 3552–3599.
- O. Y. Abdelaziz, I. Clemmensen, S. Meier, C. A. E. Costa, A. E. Rodrigues, C. P. Hultberg and A. Riisager, *ChemSusChem*, 2022, **15**, e202201232.
- D. Bourbiaux, J. Pu, F. Rataboul, L. Djakovitch, C. Geantet and D. Laurenti, *Catal. Today*, 2021, **373**, 24–37.
- C. Amen-Chen, H. Pakdel and C. Roy, *Bioresour. Technol.*, 2001, **79**, 277–299.
- R. Behling, S. Valange and G. Chatel, *Green Chem.*, 2016, **18**, 1839–1854.
- M. Breiner, M. Zirbes and S. R. Waldvogel, *Green Chem.*, 2021, **23**, 6449–6455.
- J. Klein and S. R. Waldvogel, *ChemSusChem*, 2023, **16**, e202202300.
- M. Zirbes, T. Grassl, R. Neuber and S. R. Waldvogel, *Angew. Chem., Int. Ed.*, 2023, **62**, e202219217.
- M. Zirbes, L. L. Quadri, M. Breiner, A. Stenglein, A. Bomm, W. Schade and S. R. Waldvogel, *ACS Sustainable Chem. Eng.*, 2020, **8**, 7300–7307.
- M. Zirbes, D. Schmitt, N. Beiser, D. Pitton, T. Hoffmann and S. R. Waldvogel, *ChemElectroChem*, 2018, **6**, 155–161.
- L. M. Lindenbeck, V. C. Barra, S. Dahlhaus, S. Brand, L. M. Wende, B. B. Beele, N. H. Schebb, B. V. M. Rodrigues and A. Slabon, *ChemSusChem*, 2024, **17**, e202301617.
- R. Rinaldi, R. Jastrzebski, M. T. Clough, J. Ralph, M. Kennema, P. C. Bruijninx and B. M. Weckhuysen, *Angew. Chem., Int. Ed.*, 2016, **55**, 8164–8215.



- 14 M. Zirbes and S. R. Waldvogel, *Curr. Opin. Green Sustainable Chem.*, 2018, **14**, 19–25.
- 15 K. Maruyama, *J. Biochem.*, 1979, **86**, 1671–1677.
- 16 F. Moeller, J. Klein and S. R. Waldvogel, *ChemSusChem*, 2024, e202400759.
- 17 Y. Otsuka, M. Nakamura, K. Shigehara, K. Sugimura, E. Masai, S. Ohara and Y. Katayama, *Appl. Microbiol. Biotechnol.*, 2006, **71**, 608–614.
- 18 Z. W. Luo, W. J. Kim and S. Y. Lee, *ACS Synth. Biol.*, 2018, **7**, 2296–2307.
- 19 D. Zhou, F. Wu, Y. Peng, M. A. Qazi, R. Li, Y. Wang and Q. Wang, *Biotechnol. Biofuels Bioprod.*, 2023, **16**, 92.
- 20 D. Dobler, M. Leitner, N. Moor and O. Reiser, *Eur. J. Org. Chem.*, 2021, 6180–6205.
- 21 T. Michinobu, M. Hishida, M. Sato, Y. Katayama, E. Masai, M. Nakamura, Y. Otsuka, S. Ohara and K. Shigehara, *Polym. J.*, 2007, **40**, 68–75.
- 22 Y. Cheng, K. Kuboyama, S. Akasaka, T. Araki, E. Masai, M. Nakamura and T. Michinobu, *Polym. Chem.*, 2022, **13**, 6589–6598.
- 23 M. Bito, T. Michinobu, Y. Katayama, Y. Otsuka, M. Nakamura, S. Ohara, E. Masai and K. Shigehara, *Trans. Mater. Res. Soc. Jpn.*, 2008, **33**, 1165–1168.
- 24 T. Michinobu, M. Bito, Y. Yamada, M. Tanimura, Y. Katayama, E. Masai, M. Nakamura, Y. Otsuka, S. Ohara and K. Shigehara, *Polym. J.*, 2009, **41**, 1111–1116.
- 25 G. O. Bruni and K. T. Klasson, *Foods*, 2022, **11**, 573.
- 26 Q. Li, P. Zhao, H. Yin, Z. Liu, H. Zhao and P. Tian, *Microb. Cell Fact.*, 2020, **19**, 174.
- 27 G. De Smet, X. Bai and B. U. W. Maes, *Chem. Soc. Rev.*, 2024, **53**, 5489–5551.
- 28 L. J. Porter, in *Natural Products of Woody Plants*, ed. J. W. Rowe, Springer, Berlin, Heidelberg, 1989, ch. 18, pp. 651–690.
- 29 E. Haslam, in *Natural Products of Woody Plants*, ed. J. W. Rowe, Springer, Berlin, Heidelberg, 1989, ch. 13, pp. 399–438.
- 30 P. L. de Hoyos-Martínez, J. Merle, J. Labidi and F. Charrier – El Bouhtoury, *J. Cleaner Prod.*, 2019, **206**, 1138–1155.
- 31 Y. Shirmohammadli, D. Efhamisizi and A. Pizzi, *Ind. Crops Prod.*, 2018, **126**, 316–332.
- 32 A. K. Seitz, P. J. Kohlpaintner, T. van Lingen, M. Dyga, F. Sprang, M. Zirbes, S. R. Waldvogel and L. J. Goossen, *Angew. Chem., Int. Ed.*, 2022, **61**, e202117563.
- 33 T. Horsten and S. R. Waldvogel, *RSC Sustainability*, 2024, **2**, 1963–1968.
- 34 T. Rücker, N. Schupp, F. Sprang, T. Horsten, B. Wittgens and S. R. Waldvogel, *Chem. Commun.*, 2024, **60**, 7136–7147.
- 35 O. Hayaishi, M. Katagiri and S. Rothberg, *J. Am. Chem. Soc.*, 1955, **77**, 5450–5451.
- 36 R. R. Grinstead, *Biochemistry*, 1964, **3**, 1308–1314.
- 37 F. Coupé, L. Petitjean, P. T. Anastas, F. Caijo, V. Escande and C. Darcel, *Green Chem.*, 2020, **22**, 6204–6211.
- 38 M. Tobiszewski, J. Namieśnik and F. Pena-Pereira, *Green Chem.*, 2017, **19**, 1034–1042.
- 39 K. Arndt, *Z. Angew. Chem.*, 1915, **28**, W621.
- 40 O. Liebknecht, *US Pat*, US1268369A, 1918.
- 41 A. McKillop and W. R. Sanderson, *Tetrahedron*, 1995, **51**, 6145–6166.
- 42 P. Karrer and L. Schneider, *Helv. Chim. Acta*, 1947, **30**, 859–861.
- 43 J. Böeseken and G. Slooff, *Recl. Trav. Chim. Pays-Bas*, 1930, **49**, 91–94.
- 44 R. Roesler, S. Schelle, M. Gnann, W. Zeiss and P. R. Harrison, *German Pat.*, EP0488090A1, 1992.
- 45 A. A. Berkessel, M. R. M., H. Schmickler and J. Lex, *Angew. Chem., Int. Ed.*, 2002, **41**, 4481–4484.
- 46 T. Michinobu, M. Bito, Y. Yamada, Y. Katayama, K. Noguchi, E. Masai, M. Nakamura, S. Ohara and K. Shigehara, *Bull. Chem. Soc. Jpn.*, 2007, **80**, 2436–2442.
- 47 L. Zhijun, F. Bing and Z. Yongmin, CN108395440A, 2018.
- 48 R. Beveridge, J. Burch, L. Fader, M.-O. Boily, M. St-Onge, S. Dorich, F. Chagnon and G. Duret, WO2023081441A1, p. 2023.

