

# The influence of higher order geometric terms on the asymmetry and dynamics of membranes†

Jan Magnus Sischka, <sup>a</sup> Ingo Nitschke<sup>a</sup> and Axel Voigt <sup>\*abc</sup>

Received 18th December 2024, Accepted 31st January 2025

DOI: 10.1039/d4fd00202d

We consider membranes as fluid deformable surfaces and allow for higher order geometric terms in the bending energy related to the Gaussian curvature squared and the mean curvature minus the spontaneous curvature to the fourth power. The evolution equations are derived and numerically solved using surface finite elements. The two higher order geometric terms have different effects. While the Gaussian curvature squared term has a tendency to stabilize tubes and enhance the evolution towards equilibrium shapes, thereby facilitating rapid shape changes, the mean curvature minus the spontaneous curvature to the fourth power destabilizes tubes and leads to qualitatively different equilibrium shapes but also enhances the evolution. This is demonstrated in axisymmetric settings and fully three-dimensional simulations. We therefore postulate that not only surface viscosity but also higher order geometric terms in the bending energy contribute to rapid shape changes which are relevant for morphological changes of cells.

## 1 Introduction

Membranes are ubiquitous and essential in biology; they compartmentalize biomaterials, separate the cell from its exterior and organelles from the cytoplasm, dynamically remodel and change conformation. Geometric properties of the membrane have been identified as key players for such processes.<sup>1–3</sup> As the typical thickness of a membrane is orders of magnitude smaller than its lateral extension, treating the membrane as a two-dimensional surface embedded in a three-dimensional space is a reasonable approximation. This separation of length scales allows for a mesoscopic modeling where details related to membrane molecular structure are considered in effective material parameters and geometric quantities and led to the success of the classical

<sup>a</sup>Faculty Mathematics, TU Dresden, 01062 Dresden, Germany. E-mail: axel.voigt@tu-dresden.de

<sup>b</sup>Center for Systems Biology Dresden (CSBD), Pfotenhauerstr. 108, 01307 Dresden, Germany

<sup>c</sup>Cluster of Excellence, Physics of Life, TU Dresden, Arnoldstr. 18, 01307 Dresden, Germany

† Electronic supplementary information (ESI) available. See DOI: <https://doi.org/10.1039/d4fd00202d>



Canham–Helfrich model,<sup>4,5</sup> which builds on a bending energy  $\mathcal{F}_{\text{BE}}(\mathcal{H}, \mathcal{K}) = \int_{\mathcal{S}} k_{2,0}(\mathcal{H} - \mathcal{H}_0)^2 + k_{2,1}\mathcal{K} d\mathcal{S}$  with mean curvature  $\mathcal{H}$ , Gaussian curvature  $\mathcal{K}$ , bending rigidity parameters  $k_{2,0}$  and  $k_{2,1}$ , a spontaneous curvature  $\mathcal{H}_0$  and additional (local or global) area and volume constraints. For definitions see Section 2.1. Assuming constant values of  $k_{2,1}$ , the second term reduces to a topological measure and thus a constant as long as the topology does not change. We will therefore neglect this term.

Equilibrium shapes, resulting from minimizing the bending energy  $\mathcal{F}_{\text{BE}}$ , have been extensively studied, see ref. 6 for a review. For  $\mathcal{H}_0 = 0$  and wide ranges of the reduced volume, which is the ratio of the volume and the volume of an equivalent sphere with the same area, they are dominated by prolate and oblate shapes.<sup>7</sup> The spontaneous curvature  $\mathcal{H}_0$ , which accounts for the asymmetry of the membrane, is able to modify these shapes.<sup>7</sup> A wealth of studies also aims to produce tubes as minimizing shapes. Tubes are ubiquitous in membranes and play crucial roles in trafficking, ion transport, and cellular motility. For idealized situations this is rather simple as  $\mathcal{F}_{\text{BE}} = 0$  if  $\mathcal{H} = \mathcal{H}_0$ , which is achieved for an infinite tube of radius  $r$  and  $\mathcal{H}_0 = -1/r$ . However, this solution is not unique, a sphere of radius  $2r$  also leads to  $\mathcal{F}_{\text{BE}} = 0$ . More realistic situations with finite volume and area require further considerations, *e.g.*, introducing a spontaneous curvature deviator.<sup>8–10</sup> Also, various ideas have been proposed to consider higher order geometric terms in the bending energy  $\mathcal{F}_{\text{BE}}$  to enforce the stability of tubes.<sup>2,11–14</sup> For example, fourth order terms proportional to  $\mathcal{K}^2$  seem plausible as  $\mathcal{K} = 0$  for tubes.

Most of these studies only focus on equilibrium shapes, comparing the bending energy  $\mathcal{F}_{\text{BE}}$  of different configurations and addressing their stability. But the dynamic evolution of the membrane and associated shape changes are also of interest, *e.g.* in the context of the formation of bulges with pinch-offs, which can be associated with endocytosis and exocytosis<sup>15–17</sup> or shape changes associated with cell motility.<sup>18–20</sup> All these processes require additional phenomena, which are not considered in the Canham–Helfrich model. But there is growing interest in the role of membranes in these processes. One striking example where membranes at least participate are frequently forming and retracting filopodia.<sup>21</sup> This process requires rapid shape changes in cells and according to ref. 22 the membrane and the underlying cortex act as an integrated system to globally coordinate such changes in cell shape. To facilitate these rapid morphological changes, cells maintain an excess of membrane that is organized in membrane reservoirs and is available to the cell on the order of seconds.<sup>23</sup> To understand such processes thus not only requires unveiling the secrets of equilibrium shapes but also to consider the flow of membranes which facilitates the rapid shape changes. To model such processes is a different story and even if various models for the cellular cortex exist<sup>24–27</sup> and also first attempts to couple them with membrane models to form the mentioned integrated system have been proposed,<sup>22,28</sup> we here refrain from such couplings and only aim first for a minimal model of the membrane alone, which facilitates rapid shape changes.

Surface viscosity has been identified as a key player<sup>29</sup> and considering membranes as fluid deformable surfaces<sup>30–33</sup> opened new perspectives on the description of the dynamics of membranes. Fluid deformable surfaces can be viewed as two-dimensional viscous fluids with bending elasticity. Due to this



solid–fluid duality, any shape change contributes to tangential flow, and *vice versa*, any tangential flow on a curved surface induces shape deformations. This tight coupling between shape and flow makes curvature a natural element of the governing equations. As demonstrated by numerical studies of the equations for fluid deformable surfaces, surface hydrodynamics can significantly speed up the evolution<sup>34,35</sup> and can enhance bulging and furrow formation in membranes.<sup>17</sup>

Combined with higher order geometric terms in the bending energy, models for fluid deformable surfaces has the potential to enable the rapid shape changes in the release and formation of membrane reservoirs and the formation and retraction of filopodia. We computationally explore the effect of these terms on the equilibrium shapes and the dynamics to reach them and analyze their impact to facilitate rapid shape changes. Any coupling with the cortex,<sup>22</sup> interaction with proteins that induce curvature<sup>36</sup> or to forces exerted on the membrane<sup>37,38</sup> are not considered. We also neglect any interaction with the surrounding bulk phases. This results from the theoretical interest in exploring the membrane properties without any additional influence and the limit of a large Saffman–Delbrück number. This number describes the relation between the viscosities of the membrane and the typically less viscous bulk fluid and if large allows the decoupling of surface and bulk flows.<sup>39</sup>

The rest of the paper is structured as follows. In Section 2 we introduce the full model and briefly mention the considered numerical approach. More details on the derivation of the model and on the numerical approach including convergence studies are provided in Appendices (Model derivation, Numerical method and Validation). Computational results are described in Section 3. They contain axisymmetric and full three-dimensional computations addressing the dynamic evolution and the equilibrium shapes. In Section 4 we draw conclusions and mention possible directions to extend the described model to enable simulations of rapid morphological changes of cells.

## 2 Model

### 2.1 Notation

The considered mesoscale model requires basic notation from differential geometry and geometric partial differential equations. Besides classical mathematical text books in these fields we refer to ref. 2 for an introduction in the context of membranes. We follow the same notation as in ref. 17 which is here repeated for convenience. We consider a time dependent smooth and oriented surface  $\mathcal{S} = \mathcal{S}(t)$  without boundary, embedded in  $\mathbb{R}^3$ . The enclosed volume is denoted by  $\Omega = \Omega(t)$ . We denote by  $\nu$  the outward pointing surface normal, the surface projection is  $P = I - \nu \otimes \nu$ , with  $I$  the identity matrix, the shape operator is  $\mathcal{B} = -\nabla_P \nu$ , the mean curvature  $\mathcal{H} = \text{tr} \mathcal{B}$ , and the Gaussian curvature  $\mathcal{K} = \frac{1}{2}(\mathcal{H}^2 - \|\mathcal{B}\|^2)$ . We consider time-dependent Euclidean-based  $n$ -tensor fields in  $T^n \mathbb{R}^3|_{\mathcal{S}}$ . We call  $T^0 \mathbb{R}^3|_{\mathcal{S}} = T^0 \mathcal{S}$  the space of scalar fields,  $T^1 \mathbb{R}^3|_{\mathcal{S}} = T \mathbb{R}^3|_{\mathcal{S}}$  the space of vector fields, and  $T^2 \mathbb{R}^3|_{\mathcal{S}}$  the space of 2-tensor fields. Important subtensor fields are tangential  $n$ -tensor fields in  $T^n \mathcal{S} \leq T^n \mathbb{R}^3|_{\mathcal{S}}$ . Let  $p \in T^0 \mathcal{S}$  be a continuously differentiable scalar field,  $\mathbf{u} \in T \mathbb{R}^3|_{\mathcal{S}}$  a continuously differentiable  $\mathbb{R}^3$ -vector field, and  $\sigma \in T^2 \mathbb{R}^3|_{\mathcal{S}}$  a continuously differentiable  $\mathbb{R}^{3 \times 3}$ -tensor



field defined on  $\mathcal{S}$ . We define the different surface gradients by  $\nabla_P p = \mathbf{P}\nabla p^e$ ,  $\nabla_P \mathbf{u} = \mathbf{P}\nabla \mathbf{u}^e \mathbf{P}$  and  $\nabla_C \boldsymbol{\sigma} = \nabla \boldsymbol{\sigma}^e \mathbf{P}$ , where  $p^e$ ,  $\mathbf{u}^e$  and  $\boldsymbol{\sigma}^e$  are arbitrary smooth extensions of  $p$ ,  $\mathbf{u}$  and  $\boldsymbol{\sigma}$  in the normal direction and  $\nabla$  is the gradient of the embedding space  $\mathbb{R}^3$ . The corresponding divergence operators for a vector field  $\mathbf{u}$  and a tensor field  $\boldsymbol{\sigma}$  are  $\text{div}_P \mathbf{u} = \text{tr}(\nabla_P \mathbf{u})$  and  $\text{div}_C(\boldsymbol{\sigma} \mathbf{P}) = \text{tr} \nabla_C(\boldsymbol{\sigma} \mathbf{P})$ , where  $\text{tr}$  is the trace operator. The relations to the covariant derivatives  $\nabla_{\mathcal{S}}$  and the covariant divergence  $\text{div}_{\mathcal{S}}$  on  $\mathcal{S}$ , with  $\Delta_{\mathcal{S}} = \text{div}_{\mathcal{S}} \cdot \nabla_{\mathcal{S}}$  the Laplace–Beltrami operator, read  $\nabla_P p = \nabla_{\mathcal{S}} p$  and  $\text{div}_P \mathbf{u} = \text{div}_{\mathcal{S}}(\mathbf{P}\mathbf{u}) - (\mathbf{u} \cdot \boldsymbol{\nu})\mathcal{H}$ , respectively.

## 2.2 Governing equations

The material velocity  $\mathbf{u} \in T\mathbb{R}^3|_{\mathcal{S}}$  can be decomposed into  $\mathbf{u} = u_N \boldsymbol{\nu} + \mathbf{u}_T$ , with  $u_N = \mathbf{u} \cdot \boldsymbol{\nu}$  and  $\mathbf{u}_T = \mathbf{P}\mathbf{u}$ , the normal and the tangential part, respectively. The pressure  $p \in T^0 \mathcal{S}$  serves as Lagrange multiplier for the inextensibility constraint. The governing equations for these unknowns read

$$\partial_t \mathbf{u} + \nabla_{\mathbf{w}} \mathbf{u} = -\nabla_{\mathcal{S}} p - p \mathcal{H} \boldsymbol{\nu} + \frac{2}{\text{Re}} \text{div}_C \boldsymbol{\sigma} - \gamma \mathbf{u} + \mathbf{b} - \lambda \boldsymbol{\nu} \quad (1)$$

$$\text{div}_P \mathbf{u} = 0 \quad (2)$$

$$\int_{\mathcal{S}} \mathbf{u} \cdot \boldsymbol{\nu} d\mathcal{S} = 0, \quad (3)$$

where  $[\nabla_{\mathbf{w}} \mathbf{u}]_i = (\nabla_{\mathcal{S}} \mathbf{u}_i, \mathbf{w})$ ,  $i = 1, 2, 3$ , with  $\mathbf{w} = \mathbf{u} - \partial_t \mathbf{X}$  is the relative velocity and  $\mathbf{X}$  a parameterisation of  $\mathcal{S}$ ,  $\boldsymbol{\sigma}(\mathbf{u}) = \frac{1}{2}(\nabla_P \mathbf{u} + (\nabla_P \mathbf{u})^T) \in T^2 \mathbb{R}^3|_{\mathcal{S}}$  is the rate of deformation tensor,  $\text{Re} > 0$  is the Reynolds number,  $\gamma \geq 0$  is a friction coefficient,  $\lambda \in \mathbb{R}$  is a Lagrange multiplier to ensure a constant enclosed volume, and  $\mathbf{b}$  denotes a bending force, defined by

$$\begin{aligned} \mathbf{b} = & -2k_{2,0} \left( \Delta_{\mathcal{S}} \mathcal{H} + (\mathcal{H} - \mathcal{H}_0) \left( \|\mathcal{B}\|^2 - \frac{1}{2} \mathcal{H}(\mathcal{H} - \mathcal{H}_0) \right) \right) \boldsymbol{\nu} \\ & - 12k_{4,0} \text{div}_{\mathcal{S}} \left( (\mathcal{H} - \mathcal{H}_0)^2 \nabla_{\mathcal{S}} \mathcal{H} \right) \boldsymbol{\nu} \\ & - k_{4,0} \left( (\mathcal{H} - \mathcal{H}_0)^3 (3\mathcal{H} + \mathcal{H}_0) \mathcal{H} - 8\mathcal{K} \right) \boldsymbol{\nu} \\ & - k_{4,2} (2 \text{div}_{\mathcal{S}} ((\mathcal{H} \mathbf{P} - \mathcal{B}) \nabla_{\mathcal{S}} \mathcal{H}) + \mathcal{H} \mathcal{K}^2) \boldsymbol{\nu}, \end{aligned} \quad (4)$$

where  $\mathcal{H}_0$  is a spontaneous curvature and  $k_{2,0}, k_{4,0}, k_{4,2} \in \mathbb{R}$  are bending rigidity parameters. The system of equations considers a model for fluid deformable surfaces. Such models consist of incompressible surface Navier–Stokes equations with bending forces and a constraint on the enclosed volume. The highly nonlinear model accounts for the tight interplay between surface evolution, surface curvature and surface hydrodynamics and allows for the modelling of membranes with surface viscosity. For derivations of the model (with  $k_{4,0} = k_{4,2} = 0$ ) we refer to ref. 17, 31, 34, 40 and 41. They consider different principles and build on a nonlinear Onsager formalism,<sup>31</sup> thin film limits from three-dimensional models<sup>34,40</sup> and a Lagrange–D'Alembert approach.<sup>17,41</sup> For a comparison of derivations for  $\mathbf{b} = 0$  and without the constraint on the enclosed volume we refer to ref. 42–44.



The mentioned solid–fluid duality of these models, which leads to a tight coupling between shape and flow, and lets any shape change contribute to tangential flow, and *vice versa*, can best be seen by rewriting eqn (1)–(3) as coupled equations for  $u_N = \mathbf{u} \cdot \mathbf{v}$  and  $\mathbf{u}_T = \mathbf{P}\mathbf{u}$ .<sup>34,42,43</sup> One out of several of the resulting coupling terms results from eqn (2), which leads to  $\text{div}_p \mathbf{u} = u_N \mathcal{H} + \text{div}_p \mathbf{u}_T = 0$  and explicitly demonstrates the relation between the mean curvature and the tangential velocity.

Considering the overdamped limit, formally letting  $\gamma \rightarrow \infty$ , leads to the classical dynamic equations

$$\mathbf{u} = -\nabla_{\mathcal{S}} p - p \mathcal{H} \mathbf{v} + \mathbf{b} - \lambda \mathbf{v} \quad (5)$$

$$\text{div}_p \mathbf{u} = 0 \quad (6)$$

$$\int_{\mathcal{S}} \mathbf{u} \cdot \mathbf{v} d\mathcal{S} = 0, \quad (7)$$

for an inextensible membrane with constant volume. Using (5) in (6) provides the equation for the Lagrange multiplier for the inextensibility constraint  $-\Delta_{\mathcal{S}} p + p \mathcal{H}^2 + \lambda = \mathbf{b} \cdot \mathbf{v} \mathcal{H}$  and corresponds to previous models, if  $\mathbf{b}$  only contains second order geometric terms.<sup>45–49</sup> Further relaxing the constraint on inextensibility leads to the classical Canham–Helfrich models with area and volume constraints.<sup>48</sup>

In contrast to previous approaches for fluid deformable surfaces<sup>17,31,34,35,50</sup> the bending force  $\mathbf{b}$  also contains higher order geometric terms.

### 2.3 Bending forces

The bending force eqn (4) results from the bending energy

$$\mathcal{F}_{\text{BE}}(\mathcal{H}, \mathcal{K}) = \int_{\mathcal{S}} f_{\text{BE}}(\mathcal{H}, \mathcal{K}) d\mathcal{S} \quad (8)$$

with bending energy density  $f_{\text{BE}}$ . Formally we can derive  $f_{\text{BE}}$  via Taylor expansion at the spontaneous curvature  $\mathcal{H}_0$  leading to

$$\begin{aligned} f_{\text{BE}}(\mathcal{H}, \mathcal{K}) &= \sum_{n=0}^N \sum_{\alpha=0}^{\lfloor \frac{n}{2} \rfloor} k_{n,\alpha} (\mathcal{H} - \mathcal{H}_0)^{n-2\alpha} \mathcal{K}^\alpha \\ &= \underbrace{k_{0,0}}_{n=0} + \underbrace{k_{1,0}(\mathcal{H} - \mathcal{H}_0)}_{n=1} + \underbrace{k_{2,0}(\mathcal{H} - \mathcal{H}_0)^2 + k_{2,1}\mathcal{K}}_{n=2} \\ &\quad + \underbrace{k_{3,0}(\mathcal{H} - \mathcal{H}_0)^3 + k_{3,1}(\mathcal{H} - \mathcal{H}_0)\mathcal{K}}_{n=3} \\ &\quad + \underbrace{k_{4,0}(\mathcal{H} - \mathcal{H}_0)^4 + k_{4,1}(\mathcal{H} - \mathcal{H}_0)^2\mathcal{K} + k_{4,2}\mathcal{K}^2}_{n=4} + \dots \end{aligned}$$



in terms of geometric orders  $n \leq N \in \mathbb{N}$  for different bending rigidity parameters  $k_{n,\alpha} \in \mathbb{R}$ . This expression corresponds to the generalized form of the classical Canham–Helfrich energy ( $n = 2$ ) introduced in ref. 11 and also considered in ref. 2, 12 and 13 if gradient terms are neglected. It can be simplified assuming certain properties of the bending energy: as we are interested in variations of the energy, we can omit the constant contribution  $k_{0,0}$ . We will further not allow for topological changes, thus, we can omit the  $k_{2,1}\mathcal{K}$  term, applying Gauss–Bonnet's theorem. Furthermore, we only allow for terms which guarantee boundedness from below. This excludes all odd geometric orders as well as  $k_{4,1}$ . Considering these points and only contributions up to geometric order  $N = 4$  leads to the following bending energy density

$$f_{\text{BE}}(\mathcal{H}, \mathcal{K}) = k_{2,0}(\mathcal{H} - \mathcal{H}_0)^2 + k_{4,0}(\mathcal{H} - \mathcal{H}_0)^4 + k_{4,2}\mathcal{K}^2,$$

which has been considered in ref. 14 to study the stability of tubular shapes considering  $k_{2,0} > 0$ ,  $k_{4,0} = 0$  and  $k_{4,2} \geq 0$  as parameters to stabilize cylindrical shapes ( $k_{4,2} > 0$ ) or to enforce pearling ( $k_{4,2} < 0$ ). The same form is also considered in ref. 12 arguing that a cylinder with radius  $R$  is stable if  $k_{2,0} < 0$  and  $k_{4,0} = -\frac{R^2}{2}k_{2,0}$  with  $k_{4,2}$  not determined. We here restrict the parameter space to  $k_{2,0} > 0$ ,  $k_{4,0} \geq 0$  and  $k_{4,2} \geq 0$ . We would like to remark that more general parameter combinations are possible, still leading to well-posed bending energies and stable solutions. However,  $\mathcal{K} = 0$  is a property of a tube and thus  $k_{4,2}\mathcal{K}^2$  seems to be the most plausible higher order extension in the bending energy to stabilize tubular structures.  $k_{4,0}(\mathcal{H} - \mathcal{H}_0)^4$  is considered for completeness. In any case the bending force  $\mathbf{b}$  is derived as the negative of the variational derivative of the bending energy (8)

$$\mathbf{b} = -\frac{\delta \mathcal{F}_{\text{BE}}}{\delta \mathbf{X}}.$$

A detailed derivation of the bending force is done in the Appendix: Model derivation.

## 2.4 Numerical approach

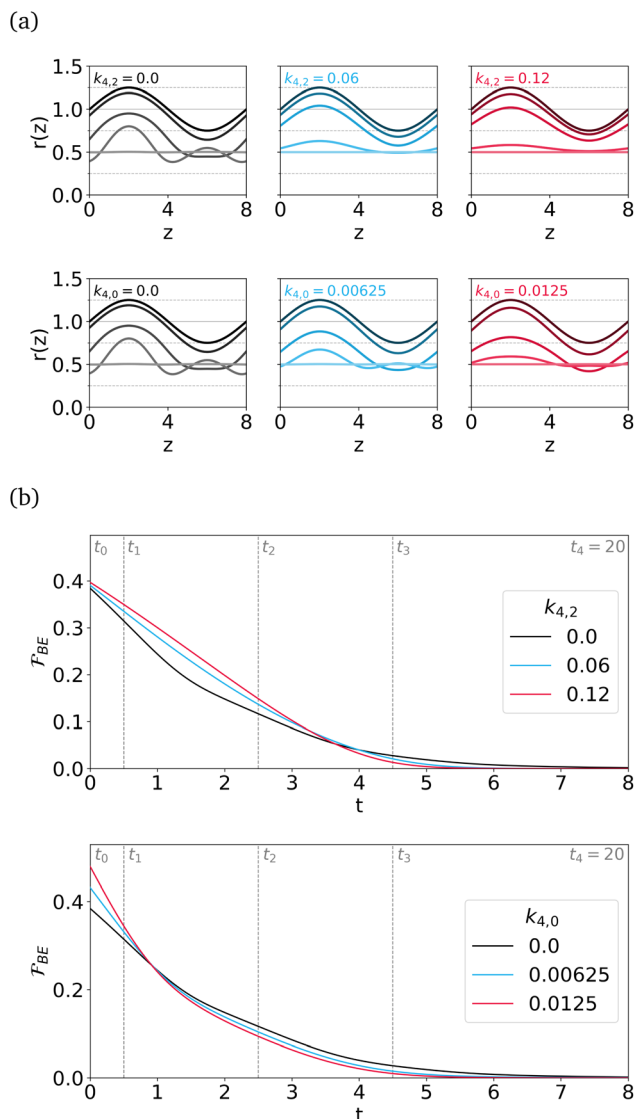
The numerical approach extends the approach used in ref. 17 and 35 which is based on surface finite elements<sup>51,52</sup> and builds on a Taylor–Hood element for the surface Navier–Stokes equations, higher order surface parametrizations, appropriate approximations of the geometric quantities, mesh redistribution, a semi-implicit discretization in time and an iterative approach to deal with the non-local constraint on the enclosed volume. Additional challenges emerge from the higher order geometric terms. In the Appendix: Numerical method we provide a detailed description and in Appendix: Validation convergence studies for these terms. The implementation is done in DUNE/AMDiS.<sup>53,54</sup> Throughout the paper we consider  $\text{Re} = 1.0$  and  $\gamma = 0$  and only vary  $\mathcal{H}_0$ ,  $k_{2,0}$ ,  $k_{4,0}$  and  $k_{4,2}$ . Numerical parameters, such as mesh size  $h$  and time step  $\tau$  are chosen to resolve the highest curvature values and to meet stability constraints, following ref. 35.



### 3 Results

#### 3.1 Axisymmetric simulation without surface viscosity

We begin by describing the membrane using cylindrical coordinates  $(r, \theta, z)$  and consider a rotational symmetric tube with periodic boundary conditions. With



**Fig. 1** (a) Time evolution of axisymmetric simulations for different parameters for  $k_{4,2}$  and  $k_{4,0}$  starting from the same periodic solution  $r_0(z) = \frac{1}{4} \sin\left(\frac{\pi}{4}z\right) + 1$  at  $t_0$ . The evolution goes from dark to light converging to a tube with  $r(z) = 0.5$ . The depicted time instances are marked in (b). (b) Corresponding time evolution of the bending energy for different values of  $k_{4,2}$  and  $k_{4,0}$ . Parameters are  $k_{2,0} = 0.05$  and  $\mathcal{H}_0 = -2$ .



$$\mathcal{H} = \frac{1}{\sqrt{1 + (\partial_z r)^2}} \left( \frac{\partial_{zz} r}{1 + (\partial_z r)^2} - \frac{1}{r} \right), \quad \mathcal{K} = -\frac{\partial_{zz} r}{r(1 + (\partial_z r)^2)^2} \quad (9)$$

the bending energy density  $f_{\text{BE}}(\mathcal{H}, \mathcal{K})$  can be reformulated and considered as a function of  $r(z, t)$ , the radial distance of the axisymmetric membrane from the cylindrical symmetry axis, where  $z$  measures the coordinate along that axis and  $t$  is time. For the evolution we consider the corresponding equations to eqn (5)–(7) but drop the constraints on inextensibility and volume. The resulting equation to solve reads

$$\frac{1}{\sqrt{1 + (\partial_z r)^2}} \partial_t r = u_N = -\frac{\delta \mathcal{F}_{\text{BE}}}{\delta \mathbf{X}} \cdot \boldsymbol{\nu} = b, \quad (10)$$

with  $b = \mathbf{b} \cdot \boldsymbol{\nu}$ . While lengthy if fully written down, the resulting model can be solved using standard approaches. We again use finite elements in space, a semi-implicit discretization in time, smoothing of the geometric properties and consider DUNE/AMDiS<sup>53,54</sup> for the realization. Fig. 1 shows the time evolution of a periodically perturbed tube for different values of  $k_{4,2}$  and  $k_{4,0}$  together with the evolution of the bending energy  $\mathcal{F}_{\text{BE}}$  over time. For  $k_{4,2} = 0$  and  $k_{4,0} = 0$  this is a well studied problem of the stability of a tube.<sup>55–57</sup> The parameters are chosen to remain within the stability region. The results clearly indicate a stronger damping of the perturbations for increasing values of  $k_{4,2}$  and  $k_{4,0}$ . However, the behaviour slightly differs with respect to the damping of the perturbations and adjustment of  $r(z)$ . This difference is also seen in the decrease of the bending energy.

Results of a linear stability analysis<sup>58</sup> for the case of  $k_{4,2} = 0$  and  $k_{4,0} = 0$  but considering surface viscosity using a Stokes approximation of eqn (1) indicate a similar stability region as in the overdamped limit and we assume this holds also for  $k_{4,2} > 0$  and  $k_{4,0} > 0$  and the full problem.

### 3.2 Equilibrium shape of tubular cell

The shape of a tubular cell can be approximated by a cylinder with hemispherical caps, as shown in Fig. 2. For this simple shape, we can compute the bending energy as

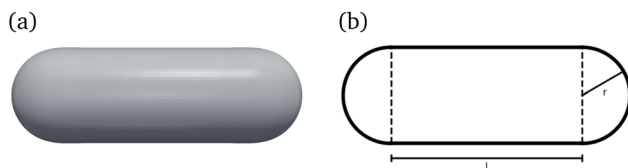
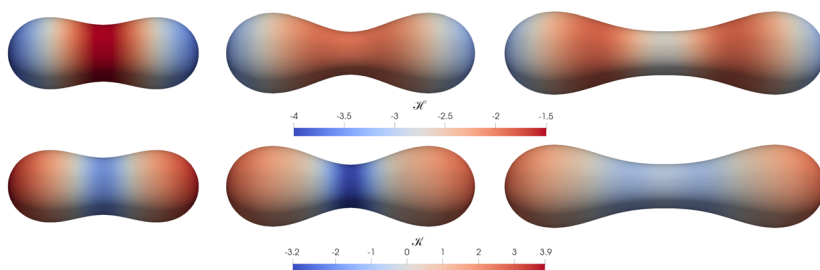


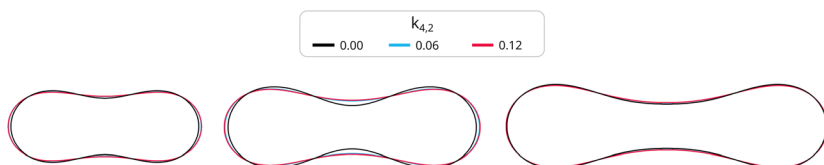
Fig. 2 (a) As initial surface we consider a cylinder with hemispherical caps. (b) The geometry is determined by the length of the cylinder  $l$  and the radius  $r$  of the cylinder and hemispherical caps.



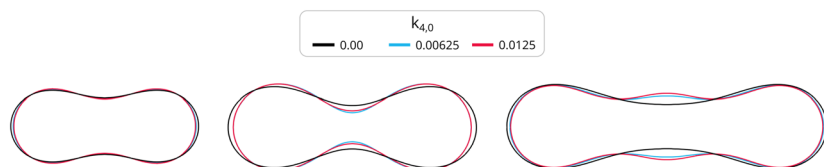
(a)



(b)



(c)



**Fig. 3** (a) Equilibrium shapes for  $k_{2,0} = 0.125$ ,  $\mathcal{H}_0 = -2$  and  $k_{4,2} = 0$ . As initial condition we consider a cylinder of radius  $r = 0.5$  with hemispherical caps and vary the length  $l$  of the cylindrical part. From left to right the lengths are  $l = 2, 3$  and  $4$ . The surfaces are colored by mean curvature  $\mathcal{H}$  (upper row) and Gaussian curvature  $\mathcal{K}$  (lower row). (b) Equatorial cuts through the equilibrium shapes for different values of  $k_{4,2}$  and  $l$ , keeping  $k_{2,0} = 0.125$  and  $\mathcal{H}_0 = -2$ . (c) Equatorial cuts through the equilibrium shapes for different values of  $k_{4,0}$  and  $l$ , keeping  $k_{2,0} = 0.125$  and  $\mathcal{H}_0 = -2$ .

$$\begin{aligned} \mathcal{F}_{\text{BE}} = & k_{2,0} \left( 2\pi r l \left( -\frac{1}{r} - \mathcal{H}_0 \right)^2 + 4\pi r^2 \left( -\frac{2}{r} - \mathcal{H}_0 \right)^2 \right) \\ & + k_{4,0} \left( 2\pi r l \left( -\frac{1}{r} - \mathcal{H}_0 \right)^4 + 4\pi r^2 \left( -\frac{2}{r} - \mathcal{H}_0 \right)^4 \right) + k_{4,2} \frac{4\pi}{r^2} \end{aligned}$$

where  $r$  is the radius and  $l$  the length of the cylinder. For  $\mathcal{H}_0 = -\frac{1}{r}$ , the energy of the cylindrical part vanishes and the energy simplifies to

$$\mathcal{F}_{\text{BE}} = 4\pi \left( k_{2,0} + \frac{k_{4,0}}{r^2} + \frac{k_{4,2}}{r^2} \right).$$

Note that this energy is independent of the length of the cylinder. We consider this shape as the initial configuration and the energy as a quantity for comparison.



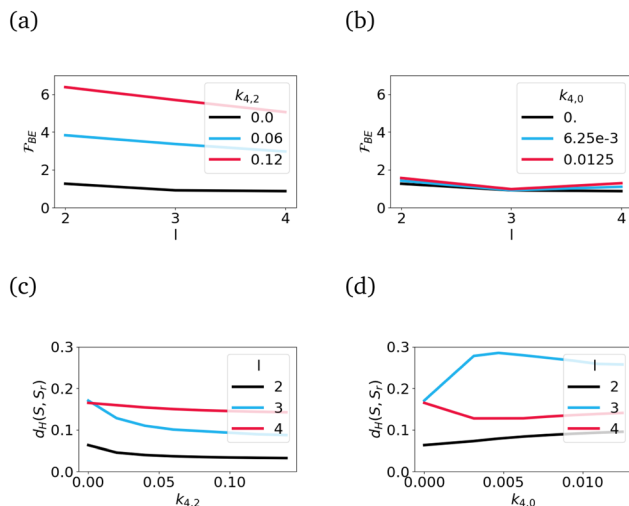


Fig. 4 (a) and (b) Bending energy of the final shape for fixed values of  $k_{4,2}$  (a) and  $k_{4,0}$  (b) for different lengths  $l$ . (c) and (d) Hausdorff distance between the equilibrium shape and the initial shape for different lengths  $l = 2, 3$  and  $4$  as a function of  $k_{4,2}$  (c) and  $k_{4,0}$  (d).

Fig. 3 shows the final configurations achieved by solving the full problem, eqn (1)–(3), for three different values  $l$ . In all cases, the shape deviates from the initial configuration. For  $k_{4,2} = 0$  and  $k_{4,0} = 0$  the resulting shapes correspond to the equilibrium prolate shapes in ref. 7. However, for  $k_{4,2} > 0$  and  $k_{4,0} > 0$ , these shapes deviate. For  $k_{4,2} > 0$  the bending energy is reduced by increasing  $l$  and the Hausdorff distance  $d_H(\mathcal{S}, \mathcal{S}_0)$  to the idealized initial shape of a cylinder with hemispherical caps  $\mathcal{S}_0$  is reduced by increasing  $k_{4,2}$ , see Fig. 4. The Hausdorff distance is a measure of the distance between sets of points, in our case the discretization points of the equilibrium shape and the initial shape. For a mathematical definition and implementation issues see Appendix: Hausdorff distance. The observed trends are far from being general. This can also not be expected due to the highly nonlinear coupling of the geometric terms and the considered constraints on volume and inextensibility. However, they confirm the intuition of the potential impact of  $k_{4,2}\mathcal{K}^2$  in the bending energy on the emerging equilibrium shapes. The effect of  $k_{4,0} > 0$  differs. The increased tendency to enforce  $\mathcal{H} = \mathcal{H}_0$  leads to undulations with a wavelength related to  $-2/\mathcal{H}_0$ . How well this can be achieved strongly depends on the length  $l$ . Therefore also the Hausdorff distance  $d_H(\mathcal{S}, \mathcal{S}_0)$  to the idealized initial shape of a cylinder with hemispherical caps  $\mathcal{S}_0$  does not decrease but leads to a non-monotonic behaviour if considered as a function of  $l$ . The dependency of  $l$  on the bending energy  $\mathcal{F}_{BE}$  is negligible for the considered parameters. To summarize, within the stability region of the classical Canham–Helfrich model, higher order geometric terms related to  $k_{4,2}\mathcal{K}^2$  seem to stabilize tubular shapes and terms related to  $k_{4,0}(\mathcal{H} - \mathcal{H}_0)^4$  seem to destabilize these shapes.



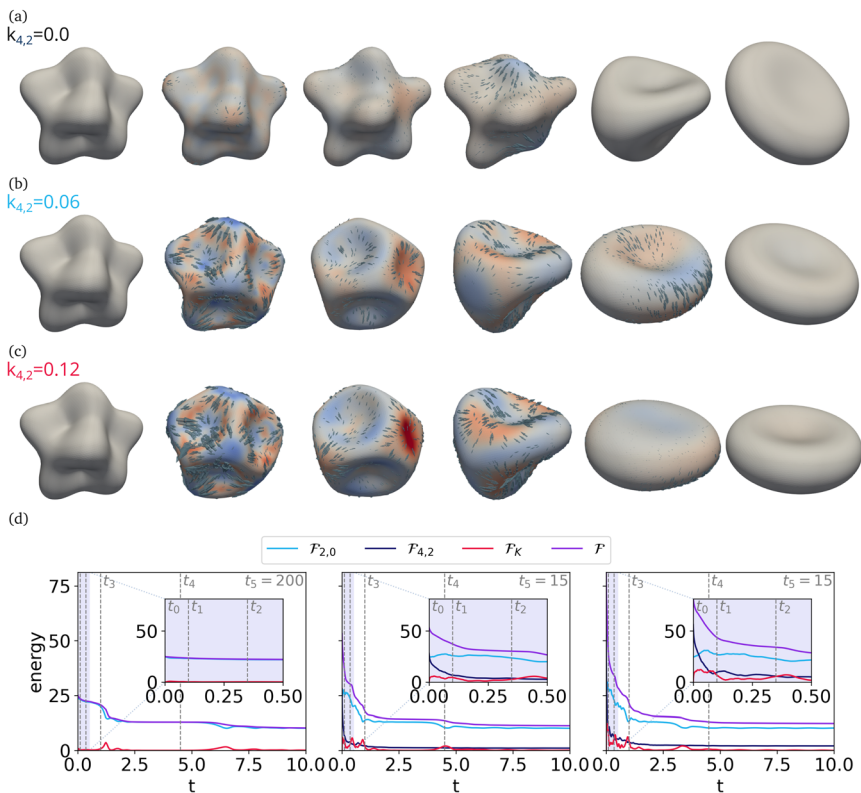


Fig. 5 Evolution of a perturbed sphere considering parameters  $k_{2,0} = 0.125$ ,  $\mathcal{H}^0 = 0$  and different values of  $k_{4,2}$ . (a)–(c) Time instances for the evolution for  $k_{4,2} = 0, 0.06$  and  $0.12$ , respectively. The color coding indicates movement in the normal direction (red – movement outwards, blue – movement inwards) and the arrows indicate the tangential velocity. The time evolves from left to right; the time instances except for the last one are equal and are depicted in (d). (d) Evolution of the different energy contributions:  $\mathcal{F}^{2,0}$  and  $\mathcal{F}^{4,2}$  are the energies linked to the corresponding bending terms,  $\mathcal{F}^K$  is the kinetic energy. The bending energy is  $\mathcal{F}^{BE} = \mathcal{F}^{2,0} + \mathcal{F}^{4,2}$  and the total energy  $\mathcal{F} = \mathcal{F}^{BE} + \mathcal{F}^K$ . Shown is the evolution for  $k_{4,2} = 0, 0.06$  and  $0.12$  (from left to right). Corresponding videos to the evolution in (a)–(c) are provided in the SI† using a LIC filter for visualization of the tangential flow.

### 3.3 Dynamic evolution

In order to further explore the influence of the higher order geometric terms related to  $k_{4,2}\mathcal{K}^2$  and  $k_{4,0}(\mathcal{H} - \mathcal{H}_0)^4$  on the dynamics, we consider an initial surface  $\mathcal{S}_0$  as a perturbed unit sphere

$$\mathcal{S}_0 = \{1 + r_0 Y_l^m(\phi, \vartheta) : \phi \in [0, \pi], \vartheta \in [-\pi, \pi]\}, \quad r_0 > 0, \quad (11)$$

$$Y_l^m(\phi, \vartheta) = \sqrt{\frac{2l + 1(l - m)!}{4\pi(l + m)!}} P_l^m(\cos \vartheta) e^{im\phi} \quad (12)$$



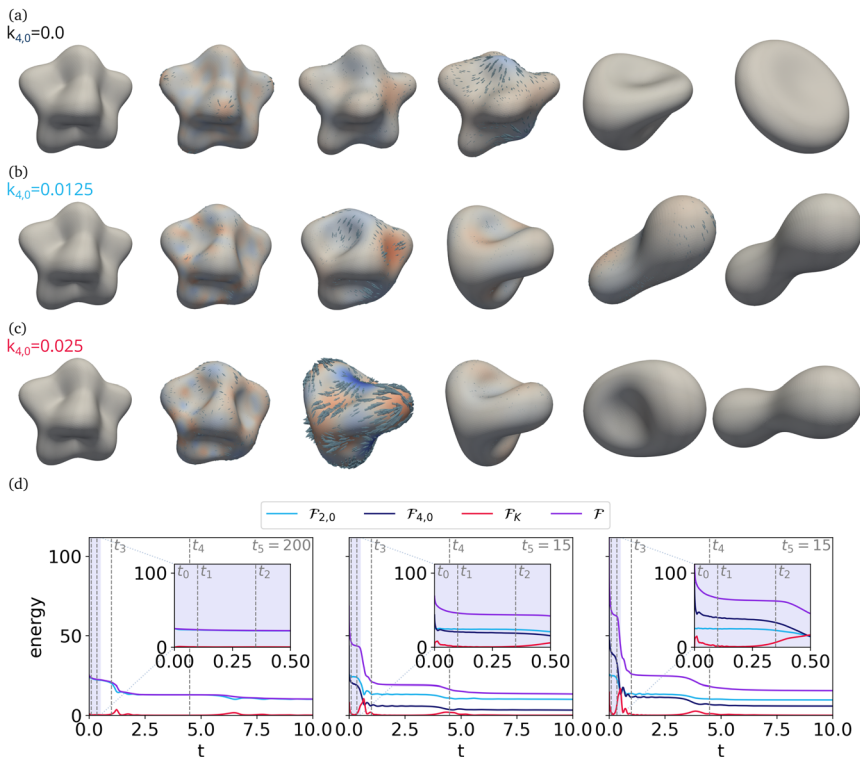


Fig. 6 Evolution of a perturbed sphere considering parameters  $k_{2,0} = 0.125$ ,  $\mathcal{H}^0 = 0$  and different values of  $k_{4,0}$ . (a)–(c) Time instances for the evolution for  $k_{4,0} = 0, 0.00625$  and  $0.0125$ , respectively. The color coding indicates movement in the normal direction (red – movement outwards, blue – movement inwards) and the arrows indicate the tangential velocity. The time evolves from left to right; the time instances except for the last one are equal and are depicted in (d). (d) Evolution of the different energy contributions:  $\mathcal{F}^{2,0}$  and  $\mathcal{F}^{4,0}$  are the energies linked to the corresponding bending terms,  $\mathcal{F}^K$  is the kinetic energy. The bending energy is  $\mathcal{F}^{BE} = \mathcal{F}^{2,0} + \mathcal{F}^{4,0}$  and the total energy  $\mathcal{F} = \mathcal{F}^{BE} + \mathcal{F}^K$ . Shown is the evolution for  $k_{4,0} = 0, 0.00625$  and  $0.0125$  (from left to right). Corresponding videos to the evolution in (a)–(c) are provided in the SI† using a LIC filter for visualization of the tangential flow.

with spherical harmonics  $Y_l^m$  and Legendre polynomials  $P_l^m$  and the case  $l = 5$ ,  $m = 3$  and  $r_0 = 0.5$ . The velocity field is initialized with  $\mathbf{u}_0 = 0$ . The initial surface has non-zero mean and Gaussian curvature and is out of equilibrium. It serves as a prototypical example to study the rapid shape changes featuring moderate geometric properties of a cell with membrane reservoirs. The resulting bending force induces shape deformations in the normal direction. However, the curvature terms also induce tangential flows, which also contribute to shape deformations. This coupling between tangential flow and shape deformations is well understood and shown to enhance the evolution towards equilibrium shapes.<sup>35</sup> Here, we explore the evolution for different values of  $k_{4,2}$  and  $k_{4,0}$ , which are  $k_{4,2} = 0, 0.06$  and  $0.12$  and  $k_{4,0} = 0, 0.00625$  and  $0.0125$ , respectively. Fig. 5 and 6 show snapshots of the evolutions. The color coding corresponds to shape deformations (red – movement outwards, blue – movement inwards) and the arrows indicate



the tangential velocity, where the length scales with the magnitude. Furthermore, the energy contributions are shown over time. Here, the bending energy is split into the different contributions  $\mathcal{F}_{\text{BE}} = \mathcal{F}_{2,0} + \mathcal{F}_{4,0} + \mathcal{F}_{4,2}$  and the total energy  $\mathcal{F} = \mathcal{F}_{\text{BE}} + \mathcal{F}_{\text{K}}$  is the sum of the bending energy and the kinetic energy  $\mathcal{F}_{\text{K}} = \int_{\mathcal{P}} \frac{1}{2} \mathbf{u}^2 d\mathcal{P}$ . All evolutions converge to an equilibrium shape, which for the

cases  $k_{4,2} = 0$  and  $k_{4,0} = 0$  correspond to the associated Seifert shape,<sup>7</sup> which here corresponds to an oblate. For  $k_{4,2} > 0$  the equilibrium shapes only slightly differ. The difference in orientation might result from the different dynamics. However, due to the decoupling from the surrounding bulk phases and the considered parameter  $\gamma = 0$ , force-free rigid body rotations are also possible.<sup>59</sup> While the equilibrium shapes are similar, significant changes can be observed in the dynamics. The close coupling between the bending energy  $\mathcal{F}_{\text{BE}}$  and the kinetic energy  $\mathcal{F}_{\text{K}}$  can be observed and related to significant shape changes. But their appearance differs. The plateau in  $\mathcal{F}_{\text{BE}} = \mathcal{F}_{2,0}$  for  $k_{4,2} = 0$  between  $t \approx 2$  and  $t \approx 6$  is reduced for  $k_{4,2} = 0.06$  and  $0.12$  and already ends at  $t \approx 4.5$  and  $t \approx 3$ , respectively. It should be noted that the absolute values of the energies cannot be directly compared as  $k_{4,2}$  varies by definition. The situation changes for  $k_{4,0} > 0$ . The equilibrium shapes are prolate shapes. Besides this difference in the long time behavior, the short time evolution also changes. We observe similar behavior as for  $k_{4,2} > 0$  with an enhanced influence of the kinetic energy and a faster evolution towards intermediate shapes. The final convergence towards the equilibrium shape at late times probably results from similar values for the local minima on the oblate and prolate branch as also known for the classical Canham–Helfrich model.<sup>6</sup> Again, the absolute values of the energies cannot be directly compared as  $k_{4,0}$  varies in the definition.

Qualitatively the higher order geometric terms further enhance the evolution and lead to alternative pathways to dissipate energy. This is most pronounced in the inlets highlighting the initial evolution; the drastic decrease of  $\mathcal{F}^{4,2}$  and  $\mathcal{F}^{4,0}$  is associated with large fluctuation of  $\mathcal{F}^{\text{K}}$ . This behavior increases with increasing values of  $k_{4,2}$  and  $k_{4,0}$ . Furthermore, while  $\mathcal{F}^{4,2}$  is roughly one order of magnitude smaller than  $\mathcal{F}^{2,0}$ , the influence on the dynamics is dramatic. This is less pronounced for  $\mathcal{F}^{4,0}$ , which is at the same order as  $\mathcal{F}^{2,0}$ . We expect these fast shape changes to be even enhanced for less regular real geometries of membrane reservoirs, due to the appearance of larger curvature gradients.

## 4 Conclusions

Motivated by rapid shape changes of cells, where an excess of membrane that is organized in membrane reservoirs is made available to the cell on the order of seconds,<sup>23</sup> we formulated a minimal mesoscopic membrane model which helps to facilitate this behavior. This, on the one side, includes an extension of the classical Canham–Helfrich model towards higher order geometric terms, and on the other side, includes the explicit treatment of the fluid properties of the membrane by considering membranes as fluid deformable surfaces. The first aspect adds to the classical bending energy  $\mathcal{F}_{2,0} = \int_{\mathcal{P}} k_{2,0} (\mathcal{H} - \mathcal{H}_0)^2 d\mathcal{P}$ , terms proportional to the Gaussian curvature squared,  $\mathcal{F}_{4,2} = \int_{\mathcal{P}} k_{4,2} \mathcal{H}^2 d\mathcal{P}$ , and the mean curvature minus the spontaneous curvature to the fourth power,



$\mathcal{F}_{4,0} = \int_{\mathcal{S}} k_{4,0} (\mathcal{H} - \mathcal{H}_0)^4 d\mathcal{S}$ . The effects of these higher order terms are different. While the one related to the Gaussian curvature squared not only helps to damp perturbations of tubes, it also has a tendency to stabilize them, the term related to the mean curvature minus the spontaneous curvature to the fourth power has a tendency to destabilize tubes. Both effects have been considered in idealized rotational symmetric and full three-dimensional situations by analyzing the evolution and the emerging equilibrium shapes. If combined with the second aspect, which takes the surface viscosity of the membrane into account and combines the bending in the normal direction with the properties of an inextensible surface fluid, as a fluid deformable surface, the dynamic drastically changes. Already for the classical bending energy  $\mathcal{F}_{2,0} = \int_{\mathcal{S}} k_{2,0} (\mathcal{H} - \mathcal{H}_0)^2 d\mathcal{S}$  an enhanced evolution towards the equilibrium shape has been observed if the effects of surface viscosity are taken into account.<sup>35</sup> With the higher order geometric terms this is further enhanced. The considered numerical experiments for the relaxation of a perturbed sphere showed alternative pathways to dissipate energy and strong tangential flows inducing fast shape changes. However, besides enabling rapid shape changes, the evolution and also the emerging equilibrium shapes qualitatively differ for the considered higher order terms. While the model with the Gaussian curvature squared term also converges to similar oblate-like shapes as the corresponding Seifert shapes<sup>6</sup> for the classical Canham–Helfrich model, the model with the mean curvature minus the spontaneous curvature to the fourth power term converges to prolate-like shapes.

However, the focus of this paper is not to classify the increased phase space of equilibrium shapes resulting from the higher order terms, but to address additional mechanisms which facilitate rapid shape changes. While certainly more research is needed to fully explore the potential of the higher order geometric terms, *e.g.*, with respect to the stability of tubes extending the analysis in ref. 58 the numerical studies already clearly indicate the potential for rapid shape changes. Even if only passive contributions of a homogeneous membrane are considered, and a full model for morphological changes of a cell requires the taking of inhomogeneities, active processes of the underlying cortex, adhesion between the membrane and the cortex and probably even more phenomena into account, the study contributes to identifying underlying general mechanical principles which might help to predict and control the dynamics of cells.<sup>20</sup> Surface viscosity and higher order geometric terms in the bending energy provide mechanical cues and probably support active processes to enable rapid shape changes of cells.

A full model able to address the mentioned example of frequently forming and retracting filopodia and the associated fast shape changes of membrane reservoirs will require the coupling of models for the cellular cortex<sup>24–27</sup> with membrane models of the considered type, which requires additional modeling and numerical efforts. One intermediate step to link this research closer to biology could be efforts to resolve the dynamics of membrane reservoirs and compare them with simulations of the proposed model.

## Data availability

Data are available from Zenodo at <https://doi.org/10.5281/zenodo.14503545>.



## Conflicts of interest

There are no conflicts to declare.

## Appendices

## Model derivation

We here compute the variational derivatives of the higher order geometric terms in the bending energy. We therefore write the bending energy as

$$\mathcal{F}_{\text{BE}} = \int_{\mathcal{S}} k_{2,0} f_{\text{BE}}^{2,0} + k_{4,0} f_{\text{BE}}^{4,0} + k_{4,2} f_{\text{BE}}^{4,2} d\mathcal{S}$$

with bending density components  $f_{\text{BE}}^{n,\alpha} = (\mathcal{H} - \mathcal{H}_0)^{n-2\alpha} \mathcal{H}^\alpha$ . The corresponding forces  $\mathbf{b}^{n,\alpha} \in T\mathbb{R}^3|_{\mathcal{S}}$  are given by

$$\langle \mathbf{b}^{n,\alpha}, \mathbf{W} \rangle_{L^2(T\mathbb{R}^3|_{\mathcal{S}})} := \left\langle \frac{\delta}{\delta \mathbf{X}} \int_{\mathcal{S}} f_{\text{BE}}^{n,\alpha} d\mathcal{S}, \mathbf{W} \right\rangle_{L^2(T\mathbb{R}^3|_{\mathcal{S}})}$$

for all  $\mathbf{W} \in T\mathbb{R}^3|_{\mathcal{S}}$ . The result for  $f_{\text{BE}}^{2,0}$  is well known

$$\mathbf{b}^{2,0} = -2 \left( \Delta_{\mathcal{S}} \mathcal{H} + (\mathcal{H} - \mathcal{H}_0) \left( \|\mathcal{B}\|^2 - \frac{1}{2} \mathcal{H}(\mathcal{H} - \mathcal{H}_0) \right) \right) \mathbf{v}.$$

For the remaining terms we use the deformation derivative  $\delta_{\mathbf{W}}^{60}$  and obtain the deformation formula

$$\langle \mathbf{b}^{n,\alpha}, \mathbf{W} \rangle_{L^2(T\mathbb{R}^3|_{\mathcal{S}})} = - \int_{\mathcal{S}} \delta_{\mathbf{W}} f_{\text{BE}}^{n,\alpha} + f_{\text{BE}}^{n,\alpha} \text{div}_{\mathbf{C}} \mathbf{W} d\mathcal{S}. \quad (13)$$

Moreover,

$$\mathbf{P}(\delta_{\mathbf{W}} \mathcal{B}) \mathbf{P} = \nabla_{\mathcal{S}} (\mathbf{v} \cdot \nabla_{\mathbf{C}} \mathbf{W}) - \mathcal{B} \nabla_{\mathbf{C}} \mathbf{W}, \quad (14)$$

$$\delta_{\mathbf{W}} \mathcal{H} = \text{tr}(\mathbf{P}(\delta_{\mathbf{W}} \mathcal{B}) \mathbf{P}) = \text{div}_{\mathcal{S}} (\mathbf{v} \cdot \nabla_{\mathbf{C}} \mathbf{W}) - \mathcal{B} : \nabla_{\mathbf{C}} \mathbf{W} \quad (15)$$

are valid.<sup>60</sup> As a consequence, the deformation formula (13) and integrations by parts result in

$$\begin{aligned} \langle \mathbf{b}^{4,0}, \mathbf{W} \rangle_{L^2(T\mathbb{R}^3|_{\mathcal{S}})} &= - \int_{\mathcal{S}} 4(\mathcal{H} - \mathcal{H}_0)^3 \delta_{\mathbf{W}} \mathcal{H} + (\mathcal{H} - \mathcal{H}_0)^4 \text{div}_{\mathbf{C}} \mathbf{W} d\mathcal{S} \\ &= \int_{\mathcal{S}} 12(\mathcal{H} - \mathcal{H}_0)^2 (\nabla_{\mathcal{S}} \mathcal{H}) \cdot (\mathbf{v} \cdot \nabla_{\mathbf{C}} \mathbf{W}) \\ &\quad + (\mathcal{H} - \mathcal{H}_0)^3 (4\mathcal{B} - (\mathcal{H} - \mathcal{H}_0) \mathbf{P}) : \nabla_{\mathbf{C}} \mathbf{W} d\mathcal{S} \end{aligned}$$

Another application of integrations by parts w.r.t.  $\nabla_{\mathbf{C}}$ , yields

$$\mathbf{b}^{4,0} = - \text{div}_{\mathbf{C}} (12(\mathcal{H} - \mathcal{H}_0)^2 \mathbf{v} \otimes \nabla_{\mathcal{S}} \mathcal{H} + (\mathcal{H} - \mathcal{H}_0)^3 (4\mathcal{B} - (\mathcal{H} - \mathcal{H}_0) \mathbf{P}),)$$

where



$$\operatorname{div}_C(\boldsymbol{\sigma}\mathbf{P}) = \operatorname{div}_{\mathcal{S}}(\mathbf{P}\boldsymbol{\sigma}\mathbf{P}) - \mathbf{v} \cdot \boldsymbol{\sigma}\mathcal{B} + (\operatorname{div}_{\mathcal{S}}(\mathbf{v} \cdot \boldsymbol{\sigma}\mathbf{P}) + \mathcal{B} : \boldsymbol{\sigma})\mathbf{v} \quad (16)$$

holds for all  $\boldsymbol{\sigma} \in T\mathbb{R}^3|_{\mathcal{S}}$ .<sup>41,60</sup> Therefore, the tangential part of  $\mathbf{b}^{4,0}$  cancels out and we obtain

$$\mathbf{b}^{4,0} = -\left(12\operatorname{div}_{\mathcal{S}}\left((\mathcal{H} - \mathcal{H}_0)^2\nabla_{\mathcal{S}}\mathcal{H}\right) + (\mathcal{H} - \mathcal{H}_0)^3((3\mathcal{H} + \mathcal{H}_0)\mathcal{H} - 8\mathcal{K})\right)\mathbf{v}.$$

With (14) and (15), the deformation derivative of  $\mathcal{H} = 2(\mathcal{H}^2 - \|\mathcal{B}\|^2)$  reveals

$$\delta_W\mathcal{H} = \mathcal{H}\delta_W\mathcal{H} - \mathcal{B} : \delta_W\mathcal{B} = (\mathcal{H}\mathbf{P} - \mathcal{B}) : (\nabla_{\mathcal{S}}(\mathbf{v} \cdot \nabla_C\mathbf{W}) - \mathcal{B}\nabla_C\mathbf{W}).$$

As a consequence, the deformation formula (13), integrations by parts, and  $\mathcal{B}^2 = \mathcal{H}\mathcal{B} - \mathcal{H}\mathbf{P}$ , result in

$$\begin{aligned} \langle \mathbf{b}^{4,2}, \mathbf{W} \rangle_{L^2(T\mathbb{R}^3|_{\mathcal{S}})} &= -\int_{\mathcal{S}} 2\mathcal{H}\delta_W\mathcal{H} + \mathcal{H}^2\operatorname{div}_C\mathbf{W}d\mathcal{S} \\ &= \int_{\mathcal{S}} 2\operatorname{div}_{\mathcal{S}}(\mathcal{H}(\mathcal{H}\mathbf{P} - \mathcal{B})) \cdot (\mathbf{v} \cdot \nabla_C\mathbf{W}) + \mathcal{H}^2\mathbf{P} : \nabla_C\mathbf{W}d\mathcal{S}. \end{aligned}$$

Since  $\operatorname{div}_{\mathcal{S}}(\mathcal{H}\mathbf{P} - \mathcal{B}) = 0$  holds, integrations by parts yields

$$\mathbf{b}^{4,2} = -\operatorname{div}_C(2\mathbf{v} \otimes (\mathcal{H}\mathbf{P} - \mathcal{B})\nabla_{\mathcal{S}}\mathcal{H} + \mathcal{H}^2\mathbf{P}).$$

Using (16), the tangential part of  $\mathbf{b}^{4,2}$  cancels out and we obtain

$$\mathbf{b}^{4,2} = -(2\operatorname{div}_{\mathcal{S}}((\mathcal{H}\mathbf{P} - \mathcal{B})\nabla_{\mathcal{S}}\mathcal{H}) + \mathcal{H}\mathcal{H}^2)\mathbf{v}.$$

Putting everything together yields eqn (4). For the derivation of the other parts of the model we refer to.<sup>17,41</sup>

## Numerical method

We consider a surface finite element method (SFEM)<sup>51,52</sup> to solve the highly nonlinear set of geometric and surface partial differential equations (1)–(3), using the approaches in ref. 17 and 35.

We combine the system (1)–(3) with a mesh redistribution approach.<sup>61</sup> These are equations for the parametrization

$$\partial_t\mathbf{X} \cdot \mathbf{v} = \mathbf{u} \cdot \mathbf{v} \quad (17)$$

$$\mathcal{H}\mathbf{v} = \Delta_C\mathbf{X}, \quad (18)$$

which generate a tangential mesh movement to maintain the shape regularity and additionally provide an implicit representation of the mean curvature  $\mathcal{H}$ . We consider a discrete  $k$ -th order approximation  $\mathcal{S}_h^k$  of  $\mathcal{S}$ , with  $h$  the size of the mesh elements, *i.e.* the longest edge of the mesh. We use the DUNECurvedGrid library<sup>62</sup> and consider each geometrical quantity like the normal vector  $\mathbf{v}_h$ , the shape operator  $\mathcal{B}_h$ , the Gaussian curvature  $\mathcal{K}_h$ , and the inner products  $(\cdot, \cdot)_h$  with respect to the  $\mathcal{S}_h^k$ . In the following, we will drop the index  $k$ . We define the discrete function spaces for scalar functions by  $V_k(\mathcal{S}_h) = \{\psi \in C^0(\mathcal{S}_h) | \psi|_T \in \mathcal{P}_k(T)\}$  and for vector fields by  $\mathbf{V}_k(\mathcal{S}_h) = [V_k(\mathcal{S}_h)]^3$ . Within these definitions  $T$  is the mesh element and  $\mathcal{P}_k$  are the polynomials of order  $k$ . We consider  $\mathbf{u}_h, \mathbf{X} \in \mathbf{V}_3(\mathcal{S}_h)$ ,  $\mathcal{H}_h \in V_3(\mathcal{S}_h)$ , and  $p_h \in V_2(\mathcal{S}_h)$ , which leads to an isogeometric setting for the velocity and a  $\mathcal{P}_3 - \mathcal{P}_2$  Taylor-Hood



element for the surface Navier–Stokes-like equations. We discretize in time using constant time stepping with step size  $\tau$ . In each time step we solve the surface Navier–Stokes-like equations and the mesh redistribution together. We define a discrete surface update variable  $\mathbf{Y}^n = \mathbf{X}^n - \mathbf{X}^{n-1}$ , which is considered as unknown instead of the surface parametrization  $\mathbf{X}^n$ . The system to solve reads:

Find  $(\mathbf{u}_h^n, \mathbf{p}_h^n, \mathcal{H}_h^n, \mathbf{Y}^n) \in [\mathbf{V}_3 \times V_2 \times V_3 \times V_3](\mathcal{S}_h^{n-1})$  such that:

$$\begin{aligned} \frac{1}{\tau}(\mathbf{u}_h^n - \mathbf{u}_h^{n-1}, \mathbf{v}_h)_h + \left( \nabla_{\mathbf{w}_h^{n-1}} \mathbf{u}_h^n, \mathbf{v}_h \right)_h &= (\mathbf{p}_h^n, \operatorname{div}_{\mathbf{P}} \mathbf{v}_h)_h - \frac{2}{\operatorname{Re}} (\boldsymbol{\sigma}(\mathbf{u}_h^n), \nabla_{\mathbf{P}} \mathbf{v}_h)_h - \gamma (\mathbf{u}_h^n, \mathbf{v}_h)_h \\ &+ \left( (2k_{2,0} \nabla_{\mathcal{S}} \mathcal{H}_h^n) \nabla_{\mathcal{S}} (\mathbf{v}_h \cdot \mathbf{v}_h^{n-1}) \right)_h \\ &+ (2k_{2,0} (\mathcal{H}_h^n - \mathcal{H}_0^{n-1}) \mathbf{B}^{n-1} \mathbf{v}_h^{n-1}, \mathbf{v}_h)_h \\ &+ (k_{4,0} (\mathcal{H}_h^n - \mathcal{H}_0^{n-1}) (\mathcal{H}_h^{n-1} - \mathcal{H}_0^{n-1})^2 \\ &\quad (4\mathcal{B}^{n-1} - (\mathcal{H}_h^{n-1} - \mathcal{H}_0^{n-1}) \mathbf{P}), \nabla_{\mathbf{C}} \mathbf{v}_h)_h \\ &+ \left( 12k_{4,0} (\mathcal{H}_h^{n-1} - \mathcal{H}_0^{n-1})^2 \mathbf{v}_h^{n-1} \otimes \nabla_{\mathbf{S}} \mathcal{H}, \nabla_{\mathbf{C}} \mathbf{v}_h \right)_h \\ &+ (2k_{4,2} \mathcal{H}_h^n \mathbf{v}_h^{n-1} \otimes (\mathbf{P} \nabla_{\mathcal{S}} \mathcal{H}_h^{n-1}), \nabla_{\mathbf{C}} \mathbf{v}_h)_h \\ &- (2k_{4,2} \mathbf{v}_h^{n-1} \otimes (\mathcal{B}^{n-1} \nabla_{\mathcal{S}} \mathcal{H}_h^{n-1}), \nabla_{\mathbf{C}} \mathbf{v}_h)_h \\ &+ \left( k_{4,2} (\mathcal{H}_h^{n-1})^2 \mathbf{P}, \nabla_{\mathbf{C}} \mathbf{v}_h \right)_h \\ &+ \lambda (\mathbf{v}_h^{n-1}, \mathbf{v}_h)_h \end{aligned}$$

$$(\operatorname{div} \mathbf{P} \mathbf{u}_h^n, \mathbf{q}_h)_h = 0$$

$$\frac{1}{\tau} (\mathbf{Y}^n \cdot \mathbf{v}_h^{n-1}, h_h)_h = (\mathbf{u}_h^n \cdot \mathbf{v}_h^{n-1}, h_h)_h$$

$$(\mathcal{H}_h^n \mathbf{v}_h^{n-1}, \mathbf{Z}_h)_h + (\nabla_{\mathbf{C}} \mathbf{Y}^n, \nabla_{\mathbf{C}} \mathbf{Z}_h)_h = -(\nabla_{\mathbf{C}} \mathbf{X}^{n-1}, \nabla_{\mathbf{C}} \mathbf{Z}_h)_h$$

for all  $(\mathbf{v}_h, \mathbf{q}_h, h_h, \mathbf{Z}_h) \in [\mathbf{V}_3 \times V_2 \times V_3 \times V_3](\mathcal{S}_h^{n-1})$ , where

$$\mathbf{B}^{n-1} = \left( \|\mathcal{B}_h^{n-1}\|^2 - \frac{1}{2} \operatorname{tr} \mathcal{B}_h^{n-1} (\operatorname{tr} \mathcal{B}_h^{n-1} - \mathcal{H}_0(\phi_h^n)) \right).$$

In the above formulation we used the identity  $(-\nabla_{\mathcal{S}} \mathbf{p}_h^n - \mathbf{p}_h^n \mathcal{H}_h^n \mathbf{v}_h, \mathbf{v}_h)_h = (\mathbf{p}_h^n, \operatorname{div}_{\mathbf{P}} \mathbf{v}_h)_h$ . Note that the Lagrange multiplier  $\lambda$  is unknown, which leads to an underdetermined system. To resolve that problem, we follow the approach introduced in ref. 35. In order to fulfill the volume constraint,  $\lambda$  has to be chosen such that

$$\Phi(\lambda) := \int_{\mathcal{S}_h^{n-1}} \mathbf{u}_h^n(\lambda) \cdot \mathbf{v}_h d\mathcal{S} = 0. \quad (19)$$

We consider  $\Phi(\lambda) = 0$  as an equation in  $\lambda$  and apply a Newton iteration  $\lambda^{j+1} = \lambda^j - \Phi(\lambda^j)/\Phi'(\lambda^j)$ . After convergence is achieved the new surface  $\mathcal{S}_h^n$  needs to be



computed by updating the parametrization  $\mathbf{X}^n = \mathbf{X}^{n-1} + \mathbf{Y}^n$ , lifting the solutions  $\mathbf{u}_h^n$ ,  $p_h^n$  and  $\mathcal{H}_h^n$  to the new surface and computing the remaining geometric quantities  $\mathbf{v}_h^n$ ,  $\mathcal{B}_h^n$ ,  $\nabla_{\mathcal{G}}\mathcal{H}_h^n$ ,  $\mathcal{K}_h^n$  and  $\nabla_{\mathcal{G}}\mathcal{K}_h^n$  for the new surface. While this approach showed the (expected) optimal order of convergence,<sup>35</sup> with respect to computational and numerical analysis results for the underlying surface Stokes equations on stationary surfaces<sup>63,64</sup> for bending terms up to second order, the approach is not sufficient if higher order geometric terms are included.

We therefore introduce a smoothing step of the surface quantities  $\mathcal{H}_h^n$ ,  $\nabla_{\mathcal{G}}\mathcal{H}_h^n$ ,  $\mathcal{K}_h^n$  and  $\nabla_{\mathcal{G}}\mathcal{K}_h^n$ . For each surface quantity or its components  $a_h = \mathcal{H}_h^n$ ,  $[\nabla_{\mathcal{G}}\mathcal{H}_h^n]_i$ ,  $\mathcal{K}_h^n$  and  $[\nabla_{\mathcal{G}}\mathcal{K}_h^n]_i$ ,  $i = 1, 2$  we solve one time step of the diffusion equation

$$a_s - \varepsilon \Delta_{\mathcal{G}} a_s = a_h,$$

where  $\varepsilon > 0$  is a smoothing parameter and  $a_s$  the smoothed surface quantity.

### Validation

Instead of a full convergence study of the numerical approach we only test the smoothing of surface quantities. We consider a surface for which the surface quantities can be computed analytically. The surface is parametrized by  $\mathbf{X} : [0, 2\pi) \times [0, \pi) \rightarrow \mathbb{R}^2$ ,

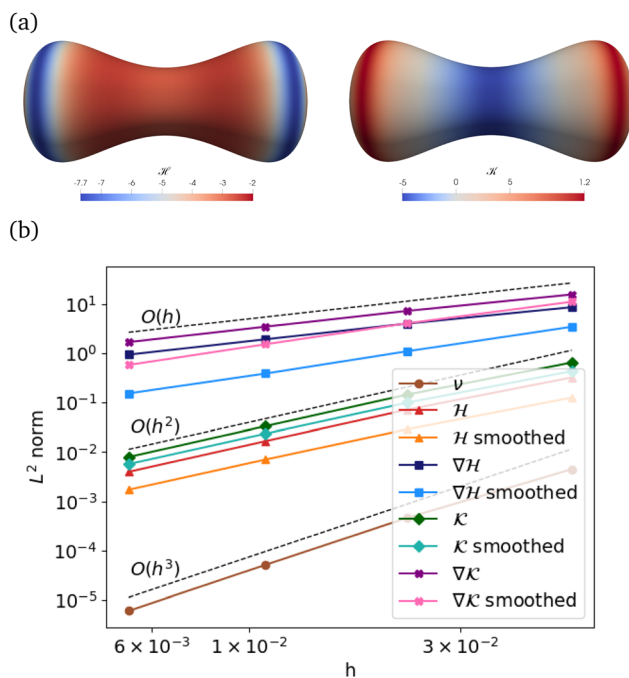


Fig. 7 (a) Reference surface for the tests. Depicted are the mean curvature  $\mathcal{H}$  and Gaussian curvature  $\mathcal{K}$ . (b) Errors of geometric quantities with and without additional smoothing step for different grid widths  $h$ . The orders of convergence are indicated by the dashed lines and are optimal orders for the numerical implementation.



$$\mathbf{X}(\phi, \theta) = \begin{pmatrix} \frac{1}{4} + \frac{3}{4}\cos^2 \theta \sin \phi \sin \theta \\ \cos \phi \left( \frac{1}{4} + \frac{3}{4}\cos^2 \theta \sin \theta \right) \\ \cos \theta \end{pmatrix}.$$

We compute the  $L^2$ -error of the surface quantities  $\mathcal{H}$ ,  $\mathcal{K}$ ,  $\nabla_{\mathcal{S}}\mathcal{H}$  and  $\nabla_{\mathcal{S}}\mathcal{K}$  for different grid widths  $h$ . The smoothing parameter  $\varepsilon$  is chosen experimentally such that it shows optimal results. Fig. 7 shows that for this test case the surface quantities converge with the optimal orders and that the additional smoothing step for all quantities improves the approximation. Together with the convergence studies in ref. 17 and 35 these results provide enough confidence in the numerical approach for the full problem including the higher order geometric terms. They require an appropriate resolution of  $\mathcal{K}$  and  $\nabla_{\mathcal{S}}\mathcal{K}$ , which is achieved in  $O(h^2)$  and  $O(h)$ , respectively. This motivated the considered discrete function spaces.

### Hausdorff distance

For two sets  $X, Y \subset \mathbb{R}^3$ , we consider the Hausdorff distance given by

$$d_H(X, Y) = \max \left\{ \sup_{x \in X} d(x, Y), \sup_{y \in Y} d(X, y) \right\},$$

where  $d(x, M) = \inf_{m \in M} \|x - m\|$  and  $\|\cdot\|$  is the Euclidean norm. In the implementation we use the *VTK Hausdorff distance point set filter*<sup>65</sup> with the target distance method point to cell.

## Acknowledgements

We acknowledge fruitful discussions with Patrick Zager (UCSF) and Veit Krause (TUD). This work was funded by DFG within FOR3013 “Vector- and tensor-valued surface PDEs”. We further acknowledge computing resources at FZ Jülich under Grant No. MORPHO and at ZIH under Grant No. WIR.

## References

- 1 H. T. McMahon and J. L. Gallop, *Nature*, 2005, **438**, 590–596.
- 2 M. Deserno, *Chem. Phys. Lipids*, 2015, **185**, 11–45.
- 3 R. Lipowsky and R. Dimova, *Soft Matter*, 2021, **17**, 214–221.
- 4 W. Helfrich, *Z. Naturforsch. C.*, 1973, **28**, 693.
- 5 P. Canham, *J. Theor. Biol.*, 1970, **26**, 61.
- 6 U. Seifert, *Adv. Phys.*, 1997, **46**, 13–137.
- 7 U. Seifert, K. Berndl and R. Lipowsky, *Phys. Rev. A:At., Mol., Opt. Phys.*, 1991, **44**, 1182–1202.
- 8 N. Bobrovska, W. Gózdź, V. Kralj-Iglič and A. Iglič, *PLoS One*, 2013, **8**, e73941.
- 9 N. Walani, J. Torres and A. Agrawal, *Phys. Rev. E:Stat., Nonlinear, Soft Matter Phys.*, 2014, **89**, 062715.
- 10 A. Mahapatra and P. Rangamani, *Soft Matter*, 2023, **19**, 4345–4359.
- 11 M. D. Mitov, *C. R. Acad. Bulg. Sci.*, 1978, **31**, 513–515.



- 12 J. B. Fournier and P. Galatola, *Europhys. Lett.*, 1997, **39**, 225.
- 13 R. Capovilla, J. Guven and J. A. Santiago, *J. Phys. A: Math. Gen.*, 2003, **36**, 6281.
- 14 T. Shemesh, A. Luini, V. Malhotra, K. N. Burger and M. M. Kozlov, *Biophys. J.*, 2003, **85**, 3813–3827.
- 15 M. Kaksonen and A. Roux, *Nat. Rev. Mol. Cell Biol.*, 2018, **19**, 313–326.
- 16 S. C. Al-Izzi, P. Sens and M. S. Turner, *Phys. Rev. Lett.*, 2020, **125**, 018101.
- 17 E. Bachini, V. Krause, I. Nitschke and A. Voigt, *J. Fluid Mech.*, 2023, **977**, A41.
- 18 M. Arroyo, L. Heltai, D. Millán and A. DeSimone, *Proc. Natl. Acad. Sci. U. S. A.*, 2012, **109**, 17874–17879.
- 19 B. Winkler, I. S. Aranson and F. Ziebert, *Commun. Phys.*, 2019, **2**, 82.
- 20 R. K. Sadhu, A. Iglíč and N. S. Gov, *J. Cell Sci.*, 2023, **136**, jcs260744.
- 21 V. T. Ruhoff, N. Leijnse, A. Doostmohammadi and P. M. Bendix, *Trends Cell Biol.*, 2024, **35**, 129–140.
- 22 H. De Belly and O. D. Weiner, *Curr. Opin. Cell Biol.*, 2024, **89**, 102392.
- 23 H. De Belly, S. Yan, H. B. da Rocha, S. Ichbiah, J. P. Town, P. J. Zager, D. C. Estrada, K. Meyer, H. Turlier, C. Bustamante, *et al.*, *Cell*, 2023, **186**, 3049–3061.
- 24 S. R. Naganathan, S. Fürthauer, M. Nishikawa, F. Jülicher and S. W. Grill, *eLife*, 2014, **3**, e04165.
- 25 A.-C. Reymann, F. Staniscia, A. Erzberger, G. Salbreux and S. W. Grill, *eLife*, 2016, **5**, e17807.
- 26 H. B. da Rocha, J. Bleyer and H. Turlier, *J. Mech. Phys. Solids*, 2022, **164**, 104876.
- 27 A. Bhatnagar, M. Nestler, P. Gross, M. Kramar, M. Leaver, A. Voigt and S. W. Grill, *Curr. Biol.*, 2023, **33**, 5096–5108.
- 28 T. Itoh and K. Tsujita, *Curr. Opin. Cell Biol.*, 2023, **81**, 102173.
- 29 H. A. Faizi, R. Dimova and P. M. Vlahovska, *Biophys. J.*, 2022, **121**, 910–918.
- 30 M. Arroyo and A. DeSimone, *Phys. Rev. E:Stat., Nonlinear, Soft Matter Phys.*, 2009, **79**, 031915.
- 31 A. Torres-Sánchez, D. Millán and M. Arroyo, *J. Fluid Mech.*, 2019, **872**, 218–271.
- 32 A. Voigt, *J. Fluid Mech.*, 2019, **878**, 1–4.
- 33 S. C. Al-Izzi and R. G. Morris, *Semin. Cell Dev. Biol.*, 2021, **120**, 44–52.
- 34 S. Reuther, I. Nitschke and A. Voigt, *J. Fluid Mech.*, 2020, **900**, R8.
- 35 V. Krause and A. Voigt, *J. Comput. Phys.*, 2023, **486**, 112097.
- 36 M. Simunovic, G. A. Voth, A. Callan-Jones and P. Bassereau, *Trends Cell Biol.*, 2015, **25**, 780–792.
- 37 I. Derényi, F. Jülicher and J. Prost, *Phys. Rev. Lett.*, 2002, **88**, 238101.
- 38 A. Roux, G. Cappello, J. Cartaud, J. Prost, B. Goud and P. Bassereau, *Proc. Natl. Acad. Sci. U. S. A.*, 2002, **99**, 5394–5399.
- 39 P. G. Saffman and M. Delbrück, *Proc. Natl. Acad. Sci. U. S. A.*, 1975, **72**, 3111–3113.
- 40 I. Nitschke, S. Reuther and A. Voigt, *Phys. Rev. Fluids*, 2019, **4**, 044002.
- 41 I. Nitschke and A. Voigt, *Adv. Differ. Equ.*, 2025, **30**, 335–420.
- 42 S. Reuther and A. Voigt, *Multiscale Model. Simul.*, 2015, **13**, 632–643.
- 43 S. Reuther and A. Voigt, *Multiscale Model. Simul.*, 2018, **16**, 1448–1453.
- 44 P. Brandner, A. Reusken and P. Schwering, *Interface. Free Bound.*, 2022, **24**, 533–563.
- 45 T. Biben and C. Misbah, *Phys. Rev. E:Stat., Nonlinear, Soft Matter Phys.*, 2003, **67**, 031908.
- 46 Y. Kim and M.-C. Lai, *J. Comput. Phys.*, 2010, **229**, 4840–4853.



- 47 D. Salac and M. J. Miksis, *J. Fluid Mech.*, 2012, **711**, 122–146.
- 48 F. Haußer, W. Marth, S. Li, J. S. Lowengrub, A. Rätz and A. Voigt, *Int. J. Biomath. Biostat.*, 2013, **2**, 19–48.
- 49 S. Aland, S. Egerer, J. Lowengrub and A. Voigt, *J. Comput. Phys.*, 2014, **277**, 32–47.
- 50 V. Krause and A. Voigt, *J. R. Soc. Interface*, 2024, **21**, 20240056.
- 51 G. Dziuk and C. M. Elliott, *Acta Numer.*, 2013, **22**, 289–396.
- 52 M. Nestler, I. Nitschke and A. Voigt, *J. Comput. Phys.*, 2019, **389**, 48–61.
- 53 S. Vey and A. Voigt, *Comput. Visualization Sci.*, 2007, **10**, 57–67.
- 54 T. Witkowski, S. Ling, S. Praetorius and A. Voigt, *Adv. Comput. Math.*, 2015, **41**, 1145–1177.
- 55 T. R. Powers, *Rev. Mod. Phys.*, 2010, **82**, 1607–1631.
- 56 R. E. Goldstein, P. Nelson, T. Powers and U. Seifert, *J. Phys. II*, 1996, **6**, 767–796.
- 57 S. C. Al-Izzi, G. Rowlands, P. Sens and M. S. Turner, *Phys. Rev. Lett.*, 2018, **120**, 138102.
- 58 M. Janssen, S. Liese, S. C. Al-Izzi and A. Carlson, *Phys. Rev. E:Stat., Nonlinear, Soft Matter Phys.*, 2024, **109**, 044403.
- 59 M. Nestler and A. Voigt, *Proc. Appl. Math. Mech.*, 2023, **23**, e202300044.
- 60 I. Nitschke, S. Sadik and A. Voigt, *IMA Journal of Applied Mathematics*, 2023, **88**, 917–958.
- 61 J. W. Barrett, H. Garcke and R. Nurnberg, *SIAM J. Sci. Comput.*, 2008, **31**, 225–253.
- 62 S. Praetorius and F. Stenger, *Archive of Numerical Software*, 2022, **6**, 1–27.
- 63 P. Brandner, T. Jankuhn, S. Praetorius, A. Reusken and A. Voigt, *SIAM J. Sci. Comput.*, 2022, **44**, A1807–A1832.
- 64 H. Hardering and S. Praetorius, *IMA Journal of Numerical Analysis*, 2023, **43**, 1543–1585.
- 65 F. Commandeur, J. Velut and O. Acosta, *VTK Journal*, 2011.

