

Cite this: *RSC Sustainability*, 2023, 1, 1547

# Exploration of bis(pentafluorophenyl)borinic acid as an electronically saturated, bench-top stable Lewis acid catalyst†

Taylor P. L. Cosby and Christopher B. Caputo \*

In efforts to develop air- and moisture-stable Lewis acid “frustrated Lewis pair” catalysts, we explored the catalytic reactivity of 9-(bis(perfluorophenyl)boraneyl)-9*H*-carbazole (**1**) towards the hydrosilylation of carbonyls. The stability of **1** was followed using nuclear magnetic resonance (NMR) spectroscopy. It was found that **1** cleanly decomposed *via* hydrolysis to bis(pentafluorophenyl)borinic acid (**2**). The borinic acid **2** was shown to be stable under ambient atmospheric conditions for upwards of 3 months in the solid-state and 2 weeks dissolved in solution. The Lewis acidity of **2** was evaluated and similarly reactivity towards hydrosilylation was observed. The use of an air-stable, inexpensive, and more sustainable silane, poly(methylhydrosiloxane) (PMHS), affords the reduction of aldehydes to alcohols under atmospheric conditions using **2**, emphasizing **2** as a more sustainable, bench-top stable Lewis acid catalyst.

Received 3rd July 2023  
Accepted 3rd August 2023

DOI: 10.1039/d3su00222e

rsc.li/rscsus

## Sustainability spotlight

The industrial mining of transition metals for use as catalysts is extremely harmful to the environment and communities involved. The abundance of precious metals is decreasing rapidly due to their demand in a variety of industries and many common metals have been assigned as ‘critical raw materials’. To combat the issues of sustainability and equity of production, researchers have explored main-group elements as more earth-abundant, cost-effective, and sustainable alternatives to the historically used metal catalysts. Many highly electrophilic boron-based catalysts have been effective in catalytic transformations; however, they are typically air- and moisture-sensitive, making large-scale implementation problematic. Within this landscape, this report focuses on air-stable Lewis acidic boranes which can be applied towards hydrosilylation of carbonyls under both aerobic and anaerobic conditions. This work aims to support industry, innovation, and infrastructure (SDG 9) and responsible consumption and production (SDG 12) through enhancing research and upgrading industrial technologies and responsible management of chemicals and waste.

## Introduction

Transition metal catalysts have historically played a major role in organic synthesis, where a myriad of cross-coupling and bond formation reactions can be catalyzed by precious metals such as platinum, palladium, rhodium, and iridium.<sup>1</sup> Although effective, these rare metals pose environmental and equity concerns through their industrial mining and refinement.<sup>2–4</sup> Additionally, the natural abundances of these heavier transition metals are extremely low, and several commonly used elements have been designated as critical raw materials by the European Union, emphasizing the risks associated with their supply.<sup>5</sup> With crustal abundances of these metals ranging from 10<sup>−2</sup> to 10<sup>−4</sup> mg kg<sup>−1</sup>,<sup>6</sup> there is a great deal of interest in developing more earth-abundant and sustainable alternatives to perform the same chemical transformations.<sup>3,7</sup>

The use of Lewis acids to facilitate chemical transformations has been known for over a century, but has become increasingly prevalent in the last two decades.<sup>8,9</sup> The development of frustrated Lewis pairs (FLPs) allowed for significant progress towards more sustainable metal-free catalytic pathways and has widely increased the library of accessible Lewis acids.<sup>10,11</sup> The ubiquitous and commercially available Lewis acid tris(pentafluorophenyl)borane [B(C<sub>6</sub>F<sub>5</sub>)<sub>3</sub>], has been explored extensively as a catalyst both independently and as the partner in FLP systems, finding use in an array of organic transformations.<sup>12–15</sup> Although many FLP and Lewis acid catalytic systems have shown comparable reactivity to their historically used transition metal counterparts, sensitivity to ambient atmosphere provides a barrier for the widespread use of highly electrophilic Lewis acid catalysts, due to an irreversible interaction with water.<sup>16</sup> Moreover, when target substrates contain strongly Lewis basic heteroatoms, reactivity is typically impacted through formation of a classical Lewis adduct.<sup>17,18</sup>

The rigorous handling requirements for highly Lewis acidic species limits the applicability of these to be a more earth-abundant alternative to transition metal catalysts. As sustainable alternatives, the development of a robust, benchtop-stable

Department of Chemistry, York University, 4700 Keele St., Toronto, ON, M3J 1P3, Canada. E-mail: caputo@yorku.ca

† Electronic supplementary information (ESI) available. See DOI: <https://doi.org/10.1039/d3su00222e>



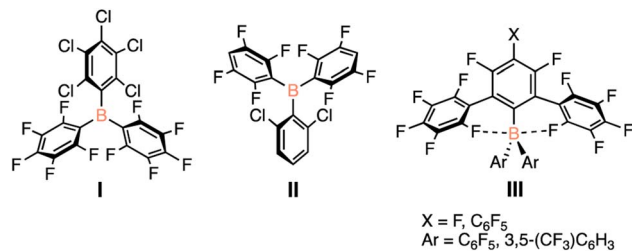


Fig. 1 Previously reported bench-top stable electrophilic boranes.

species is key, giving equal opportunity for the use of Lewis acid catalysts by chemists without access to air- and moisture-free infrastructure. With these limitations in mind, there has been interest in designing catalysts that can maintain their Lewis acidity in the presence of water or when handled outside of inert conditions. The approaches taken to stabilize these species include steric shielding or electronic saturation of the Lewis acidic centre. However, there exists a delicate balance in the tuning of Lewis acidity; the more stable the Lewis acid, the weaker Lewis acidic character, and thus a poorer catalyst. Several Lewis acidic species have been presented that are tolerant to atmospheric conditions (Fig. 1) but their use as organic catalysts has been sparse as their synthesis is challenging, limiting their scope.<sup>19,20</sup>

The O'Hare group reported that substituting one of the pentafluorophenyl substituents on  $\text{B}(\text{C}_6\text{F}_5)_3$  with a pentachlorophenyl group (Fig. 1, I) yields a bench-top stable Lewis acid, with the coordination of water shown to be reversible under reduced pressure or the addition of molecular sieves.<sup>21</sup> In conjunction with the Lewis basic solvent tetrahydrofuran, I was shown to facilitate FLP-type hydrogenations of imines and weakly basic substrates.<sup>22</sup> Although a glovebox-free procedure for hydrogenations was achieved, extended exposure to air still generates the water adduct, which limits catalytic efficacy.<sup>22</sup> By decreasing the degree of halogenation of the aryl substituents around boron, the Soós group prepared a bench-top stable species that is able to facilitate catalytic hydrogenation reactions when used in tandem with a Lewis base under atmospheric conditions (Fig. 1, II).<sup>19</sup> Finally, the Beckmann group has synthesized bulky boranes that employ a polyfluorinated terphenyl substituent as well as pentafluorophenyl rings providing significant steric shielding of the boron centre as well as strong electron withdrawing groups (Fig. 1, III).<sup>23</sup> This species, although shown to be bench-top stable, has yet to be reported to facilitate any catalytic transformations.

An alternative method of stabilizing Lewis acidic molecules is through incorporation of heteroatoms adjacent to the electrophilic site, providing a degree of electronic saturation. The Fontaine group has elegantly shown that ammonium fluoroborates can be used as bench stable FLP pre-catalysts for heteroarene borylation.<sup>24,25</sup> Furthermore, our group has reported a series of aminoboranes, species of the formula  $\text{R}_2\text{N}=\text{BR}_2$ , that feature sterically encumbered amino groups and electron withdrawing pentafluorophenyl substituents at the boron centre.<sup>26,27</sup> These aminoboranes have shown some

stability towards atmospheric conditions and donating solvents, highlighting their potential as bench-top stable Lewis acids.<sup>27</sup> Despite the stability derived from the nitrogen lone pair stabilizing the empty p-orbital at boron, these species are able to maintain some Lewis acidic character through employing two strongly electron withdrawing groups, as evidenced from their high fluoride ion affinities (FIA). Furthermore, the aminoboranes were found to be effective Lewis acid catalysts for stannane dehydrocoupling and a single example of hydrosilylation of acetophenone.<sup>27</sup>

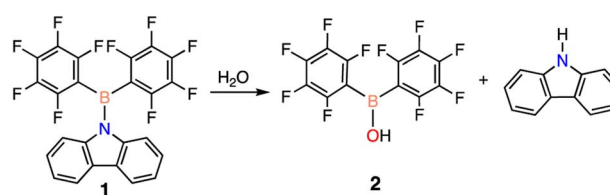
Herein we expand the scope and reactivity of electronically saturated Lewis acidic boranes to borinic acids, specifically bis(pentafluorophenyl)borinic acid. This compound represents a potentially more sustainable Lewis acid catalyst, avoiding the need for stringently dry conditions. This approach not only makes Lewis acid chemistry more practical for the broader chemistry community but can reduce the energy and compressed gas consumption needed to handle species under air-free conditions. This work describes a comprehensive stability study of our electronically saturated boranes and benchmarks it to  $\text{B}(\text{C}_6\text{F}_5)_3$ , including characterization of decomposition products, as well as a catalytic screening towards hydrosilylation of carbonyls in pursuit of a bench-top stable Lewis acid catalyst.

## Results and discussion

### Stability of 1 and $\text{B}(\text{C}_6\text{F}_5)_3$

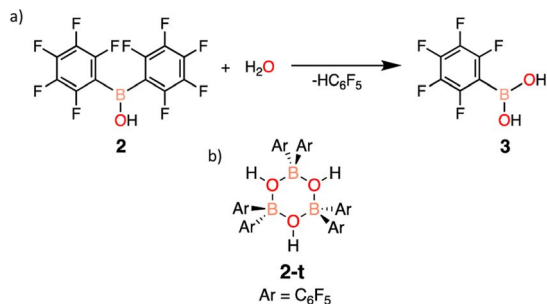
To begin, an investigation of the atmospheric stability of 9-(bis(perfluorophenyl)boraneyl)-9H-carbazole (1) was conducted in both solution and solid-state. To monitor the stability of 1,  $^1\text{H}$  and  $^{19}\text{F}$  NMR spectroscopy was employed. When dissolved in deuterated benzene ( $\text{C}_6\text{D}_6$ ), 1 decomposed after approximately 3.5 days into a single product. The decomposition product was identified to be bis(pentafluorophenyl)borinic acid (2), which is generated through hydrolysis of 1 with water in the atmosphere (Scheme 1). The signals of the decomposition product in the  $^1\text{H}$  NMR spectrum match the signals of carbazole, with an additional resonance at 6.23 ppm (ESI Fig. S13 and S14† in  $\text{C}_6\text{D}_6$ ) corresponding to an OH from 2. To test the stability of 1 in the solid-state, a small amount of solid was brought outside the glovebox, opened to atmosphere, and again monitored over time using NMR spectroscopy. In the solid-state, 1 was observed to be more stable than in solution, decomposing after two weeks into 2 (ESI Fig. S17 and S18†).

Similarly to 1, the stability of 2 was assessed in solution and in the solid-state. Again,  $^1\text{H}$  and  $^{19}\text{F}$  NMR spectroscopy was used



Scheme 1 Decomposition of 1 into 2 when exposed to atmosphere.





Scheme 2 (a) Decomposition of 2 into boronic acid 3 and (b) the solid-state cyclic trimer 2-t.

to follow any potential decomposition. In solution, 2 was found to be more robust when exposed to ambient atmosphere compared to 1, forming pentafluorophenylboronic acid (3) after 14 days (Scheme 2a). However, 2 shows impressive stability compared to 1 in the solid-state with minimal decomposition under ambient conditions over 3 months (ESI Fig. S19<sup>†</sup>). It is hypothesized that the stability is due to the trimeric solid-state structure 2-t (Scheme 2b) that 2 has been previously reported to form,<sup>28</sup> sufficiently protecting the Lewis acidic boron centre from any interactions with water.

The stabilities of 1 and 2 were benchmarked to the ubiquitously used Lewis acid  $\text{B}(\text{C}_6\text{F}_5)_3$  to understand the impact of the heteroatom towards air- and moisture-stability in solution and the solid-state. Early reports using  $\text{B}(\text{C}_6\text{F}_5)_3$  as a catalyst suggest it has some degree of water tolerance,<sup>29,30</sup> however, it has been shown that  $\text{B}(\text{C}_6\text{F}_5)_3$  can generate stable adducts with either one or two equivalents of water.<sup>31,32</sup> The complex of one equivalent of water coordinated to  $\text{B}(\text{C}_6\text{F}_5)_3$ , although stable and handled under atmospheric conditions, has been shown to act as a strong Brønsted acid ( $\text{p}K_{\text{a}} = 8.4$  in acetonitrile) rather than acting a Lewis acid.<sup>32</sup> When heated,  $\text{B}(\text{C}_6\text{F}_5)_3$  is not able to be liberated, rather the borinic acid,  $(\text{C}_6\text{F}_5)_2\text{BOH}$ , and  $\text{C}_6\text{F}_5\text{H}$  are observed.<sup>28</sup> Additionally, the Ashley group has shown that the use of  $\text{B}(\text{C}_6\text{F}_5)_3$  dissolved in reagent grade dioxane (a non-anhydrous solvent) behaves as an FLP hydrogenation catalyst.<sup>20</sup> The Lewis acidic reactivity is retained in this system as the coordination of water, yielding a Brønsted acidic species, is in equilibrium with the coordination of dioxane, which is the active FLP catalyst.<sup>20</sup>

A sample of  $\text{B}(\text{C}_6\text{F}_5)_3$  was dissolved in dry  $\text{C}_6\text{D}_6$  and multiple NMR spectra were acquired after one day exposure to air. The signals in the  $^{19}\text{F}$  NMR spectrum show a slight upfield shift and general broadening, hypothesized to be due to a mixture of the tricoordinate parent species and tetracoordinate water adduct,  $[(\text{C}_6\text{F}_5)_3\text{B}(\text{OH}_2)]$ .<sup>32</sup> The  $^1\text{H}$  NMR spectrum shows one resonance at 4.57 ppm (free  $\text{H}_2\text{O} = 0.4$  ppm), corresponding to the bound water protons. After 4 days, the  $^{19}\text{F}$  NMR signals begin to sharpen and shift further upfield with concurrent reduction of the intensity of the resonance in the  $^1\text{H}$  NMR spectrum. When exposed to an ambient atmosphere for 1 week in solution, the  $^{19}\text{F}$  NMR chemical shifts shift further upfield ( $-135.0$  ppm,  $-155.6$  ppm,  $-163.2$  ppm), matching the chemical shifts for the

adduct  $[(\text{C}_6\text{F}_5)_3\text{B}(\text{OH}_2)] \cdot \text{H}_2\text{O}$ , reported by Beringhelli *et al.* (ESI Fig. S16<sup>†</sup>).<sup>32</sup> There is no observable resonance in the  $^1\text{H}$  NMR spectrum as the water protons are exchanging too rapidly to be observed on the NMR timescale. Interestingly, in the solid-state,  $\text{B}(\text{C}_6\text{F}_5)_3$  shows a more rapid reaction with water from the atmosphere, possibly due to the immiscibility of water in  $\text{C}_6\text{D}_6$ . After 1 day open to atmosphere, there is evidence of  $[(\text{C}_6\text{F}_5)_3\text{B}(\text{OH}_2)] \cdot \text{H}_2\text{O}$  in the  $^1\text{H}$  and  $^{19}\text{F}$  NMR spectra (ESI Fig. S20<sup>†</sup>).

### Lewis acidity assessment and synthesis of 2

Encouraged by the stability studies, the Lewis acidity of 2 was assessed using experimental and computational methods (Table 1). Both the Gutmann–Beckett<sup>33</sup> and Fluorescent Lewis Adduct (FLA)<sup>34,35</sup> methods were explored for 1 and 2, however, both species display strong fluorescence in solution and as such were not suitable candidates for the FLA method. On the other hand, the Gutmann–Beckett method was found to be compatible with 1 and 2 resulting in an acceptor number (AN) of 56 for 1 and 66 for 2. Both exhibit weaker acceptor numbers in relation to  $\text{B}(\text{C}_6\text{F}_5)_3$  (AN = 82).<sup>36</sup> Computational methods were also employed to scale the Lewis acidity through the fluoride ion affinity (FIA) method using B3LYP(D3)/def2-QZVPP in both gas phase and a polarized continuum solvation model (PCM) for dichloromethane.<sup>37</sup> Based on the FIA values,  $\text{B}(\text{C}_6\text{F}_5)_3$  is the strongest Lewis acid (FIA = 448  $\text{kJ mol}^{-1}$ ) and the aminoborane 1 (413  $\text{kJ mol}^{-1}$ ) has a higher gas phase FIA than the borinic acid 2 (344  $\text{kJ mol}^{-1}$ ). Based on the Gutmann–Beckett Lewis acidity assessment, 2 should be more Lewis acidic than 1, however, the FIA assessment shows that 2 is less Lewis acidic.

It should be noted that although a number of computational and experimental Lewis acidity assessments have been developed, correlations between such methods are not always observed. Inconsistent values can arise from steric interactions or hard–soft acid–base (HSAB) effects, however, a combination of these methods can be used qualitatively to scale and compare the strengths of Lewis acids.<sup>38</sup>

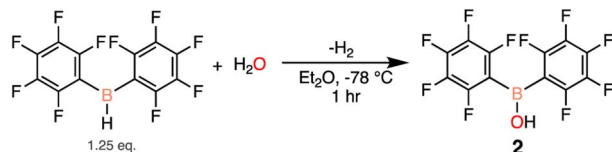
Seeing that 1 decomposes when open to ambient atmosphere to 2 and exhibits Lewis acidic character, an independent synthesis of 2 was undertaken. There are two previously reported pathways to synthesize 2, using either  $(\text{C}_6\text{F}_5)_2\text{BCl}$ <sup>39</sup> or  $(\text{C}_6\text{F}_5)_2\text{BPh}$ <sup>40</sup> and one equivalent of water. Unfortunately these routes resulted in poor and irreproducible yields of 2 (27–

Table 1 Summary of the Lewis acidity assessment of 1 and 2

Compound	$^{31}\text{P}$ Chemical shift (ppm) {AN} <sup>a</sup>	FIA <sup>b</sup>	FIA <sub>solv</sub> <sup>c</sup>
$\text{B}(\text{C}_6\text{F}_5)_3$	78.1 {82} <sup>36</sup>	448 (ref. 37)	254 (ref. 37)
1	75.7 {56}	353 (ref. 27)	—
2	80.3 {66}	344	263

<sup>a</sup> NMR spectra collected in  $\text{CD}_2\text{Cl}_2$ , AN =  $2.21(\delta_{\text{sample}} - \delta_{\text{TEPO,DCM}})$ .  
<sup>b</sup> B3LYP(d3)/def2-QZVPP, values given in  $\text{kJ mol}^{-1}$ , gas phase optimizations.  
<sup>c</sup> B3LYP(D3)/def2-QZVPP, values given in  $\text{kJ mol}^{-1}$ , PCM solvation model for dichloromethane.





Scheme 3 Independent synthesis of **2** starting from Piers' borane (yield = 80%).

46%).<sup>41,42</sup> Therefore we sought a simpler and higher yielding approach, and our revised synthesis starts with  $(C_6F_5)_2BH$  and a sub-stoichiometric amount of water added at low temperatures to generate **2**. The resulting white solid was triturated with hexanes to obtain **2** in 80% yield, with  $^{19}F$  NMR resonances at  $-132.4$ ,  $-147.2$ ,  $-160.5$  ppm in  $CDCl_3$  (Scheme 3).

### Catalytic activity of **1**, **2**, and $B(C_6F_5)_3$

Preliminary results that we previously reported suggested that **1** was an effective catalyst for the hydrosilylation of acetophenone. Therefore, we used this as a foundation for the study of a broader scope of carbonyl containing compounds (Fig. 2). The catalytic efficacy of **2** was also explored given that it was robust towards air and moisture yet demonstrated substantial Lewis acidity through computational and experimental analysis. Finally, all the catalytic results were benchmarked to the reactivity of  $B(C_6F_5)_3$  to understand how **1** and **2** compare.

It was found that hydrosilylation can be achieved using **1**, **2**, and  $B(C_6F_5)_3$  under inert conditions using a 5 mol% catalyst loading in  $CDCl_3$  with most substrates, with conversions ranging from 54–99% for **1**, 70–99% for **2**, and 99% with  $B(C_6F_5)_3$  (Fig. 2). Reactions using  $B(C_6F_5)_3$  as the catalyst showed quantitative conversion within ~5 minutes, whereas **1** and **2** often required longer timeframes. Benzaldehyde substrates containing electron withdrawing substituents were converted to the reduced product more quickly and had higher conversion than substrates containing electron donating groups when using **1** and **2** as catalysts. In general, **2** showed similar or higher conversions than **1** using substituted benzaldehyde substrates but needed more time to reach the end of the reaction (Fig. 2, **i–xvi**). Interestingly, substrates containing a Lewis basic nitrogen atom (Fig. 2, **viii**, **xiv**, **xvi**) did not yield the reduced product with any of the catalyst systems. In these cases, coordination of the nitrogen to the boron centre is observed, evidenced by the broadening and upfield shift of the resonances in the  $^1H$  NMR spectra. Unexpectedly, the use of **2** as a catalyst failed to show conversion when cyclohexanone was used as a substrate, yet **1** was able to reach 69% conversion after 3 days (Fig. 2, **xii**). Nevertheless, the catalytic data aligns well with the experimental and computational Lewis acidity assessment with **2** typically displaying higher conversions than **1**, albeit less than  $B(C_6F_5)_3$ . However, **1** tended to reach maximum conversion faster than **2**, which highlights the complexity of balancing Lewis acidity with observed reactivity.<sup>21,43</sup>

After expanding the scope of substrates compatible for hydrosilylation, a solvent screening was initiated (Table 2, entries 1–3). It was found that employing solvents that are more

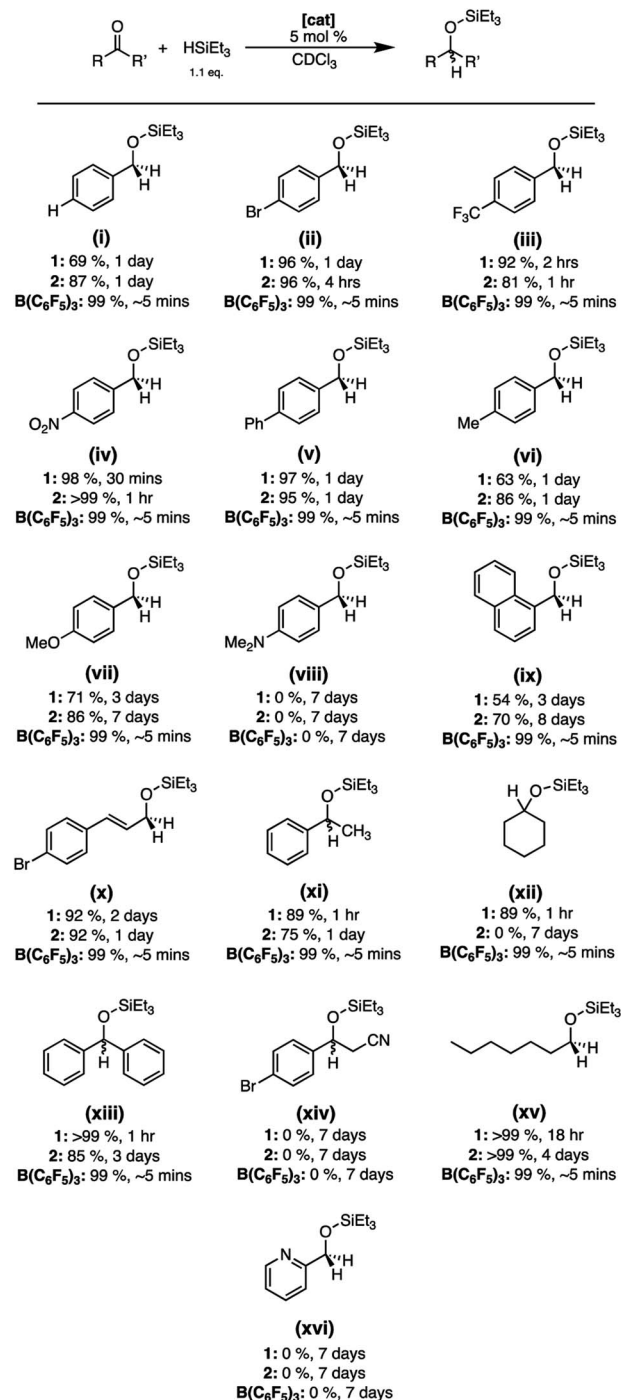


Fig. 2 Substrate screening of hydrosilylation using **1**, **2**, and  $B(C_6F_5)_3$  under inert conditions.

polar, such as dichloromethane (DCM) and chloroform, the catalytic activity was increased compared to benzene. Surprisingly, using acetonitrile, a polar and Lewis basic solvent known to coordinate to Lewis acids, hydrosilylation still occurs using **1**, **2**, and  $B(C_6F_5)_3$ , achieving comparable results to using DCM and chloroform. Previous literature reports state that an adduct is formed with  $B(C_6F_5)_3$  and acetonitrile, but this coordination is reversible which maintains some catalytic activity, albeit weaker





Table 2 Solvent screening and bench-top reactivity of **1**, **2**, or  $\text{B}(\text{C}_6\text{F}_5)_3$ 

Entry	Condition	<b>1</b>		<b>2</b>		$\text{B}(\text{C}_6\text{F}_5)_3$	
		Time (h)	Yield <sup>a</sup> (%)	Time (h)	Yield <sup>a</sup> (%)	Time (h)	Yield <sup>a</sup> (%)
1	Benzene-d <sub>6</sub>	24	>99	—	—	~5 min	>99
2	DCM-d <sub>2</sub>	3	92	—	—	~5 min	>99
3	Acetonitrile-d <sub>3</sub>	4	58	18	81	4	66
4	Dissolved outside the glovebox	8	91	24	96	~5 min	>99
5	Exposed to atmosphere for 1 week	24	77	24	78	~5 min	>99
6	Exposed to atmosphere for 2 weeks	24	80	24	74	~5 min	86
7	Non-anhydrous $\text{CDCl}_3$	48	79	24	84	~5 min	>99

<sup>a</sup> All qNMR yields were calculated in reference to an internal standard, mesitylene ( $\text{C}_9\text{H}_{12}$ ).

than in non-donating solvents.<sup>44</sup> Even more interestingly, **2** shows stronger catalytic activity using acetonitrile as a solvent than **1** and  $\text{B}(\text{C}_6\text{F}_5)_3$ , with 99% conversion to the hydrosilylated product after 24 hours.

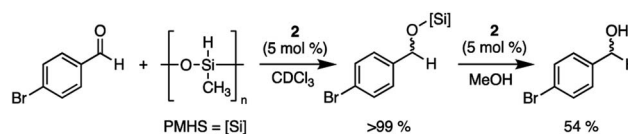
Finally, the ability of **1**, **2**, and  $\text{B}(\text{C}_6\text{F}_5)_3$  to catalyze the hydrosilylation of benzaldehyde when exposed to ambient atmosphere was explored using  $\text{CDCl}_3$  and 5 mol% catalyst (Table 2, entries 4–7). Given that no decomposition of **2** was observed in the solid-state, the catalytic activity remained consistent over time. There was no stark difference in conversion using **1** or  $\text{B}(\text{C}_6\text{F}_5)_3$  when dissolved under inert or atmospheric conditions. When **1** was left outside of the glovebox for 1 week and approximately 75% of the parent aminoborane remained, a decrease in efficacy of 14% was observed (Table 2, entry 5). After 2 weeks, **1** had fully decomposed into **2** and similar reactivity to the independently synthesized **2** was observed (Table 2, entry 6). Additionally, catalytic activity has persisted when **1** or **2** are dissolved in non-anhydrous solvents (Table 2, entry 7), showcasing the potential of **2** to be used catalytically and stored under atmospheric conditions. This strongly suggests that bis(pentafluorophenyl)borinic acid **2** is a capable bench-top stable catalyst for the hydrosilylation of carbonyls.

In contrast, when using  $\text{B}(\text{C}_6\text{F}_5)_3$  that has been left out for 1 week, there was no observable change in conversion, however, a decrease in performance by 13% was observed when  $\text{B}(\text{C}_6\text{F}_5)_3$  was exposed to atmosphere for 2 weeks (Table 2, entries 5 and 6). This finding provides more concrete evidence in support of the ‘water-tolerance’ that has previously been reported for  $\text{B}(\text{C}_6\text{F}_5)_3$ ; even as an electronically saturated, water-coordinated borane,  $\text{B}(\text{C}_6\text{F}_5)_3$  still outperforms **1** and **2** towards the hydrosilylation of benzaldehyde under these conditions. Our results indicate that  $\text{B}(\text{C}_6\text{F}_5)_3$  can be handled outside of inert conditions with comparable reactivity, limiting the need for strict handling and storage conditions.

After **2** was shown to be a capable catalyst for the hydrosilylation of carbonyls using triethylsilane under ambient conditions, a cheaper and more sustainable silane source was

investigated: poly(methylhydrosiloxane) (PMHS).<sup>45</sup> PMHS is a low-cost, non-toxic reductant formed as a by-product of the Müller–Rochow process in the silicone industry, and unlike  $\text{Et}_3\text{SiH}$ , is bench-top stable.<sup>46</sup> The use of this by-product in atmospheric conditions allows for the reduction of carbonyls using a more sustainable approach than other traditional pyrophoric silanes.<sup>47</sup> With these advantages, the reduction of 4-bromobenzaldehyde using PMHS and **2** was undertaken using wet solvents under ambient atmosphere. Upon addition of 5 mol% of **2** and four equivalents of PMHS, full conversion to the silyl ether was obtained in 24 hours. The protected carbonyl was then treated with one equivalent of methanol to yield 4-bromobenzyl alcohol in 54% isolated yield (Scheme 4). The ability of **2** to catalyze the reduction of aldehydes to alcohols using an air stable reductant further emphasizes the potential of **2** as an accessible, bench-top stable, Lewis acid catalyst.

There are limited reports in the literature of applications of bis(pentafluorophenyl)borinic acid in catalysis. Examples of catalytic applications of **2** have been reported for Oppenauer oxidations<sup>48</sup> and sugar reduction chemistry.<sup>40</sup> Although it was stated by Yamamoto and co-workers that **2** can be ‘readily handled in air’,<sup>48</sup> these previous explorations of **2** as a catalyst apply air sensitive techniques.<sup>40,48</sup> It has also been hypothesized recently by Chang and co-workers that **2** can act as an *in situ* source of Piers’ borane [ $(\text{C}_6\text{F}_5)_2\text{BH}$ ] to cleave C–O bonds in sugars.<sup>40</sup> The reactions were again performed under inert conditions and a large excess of highly reducing  $\text{PhSiH}_3$  was necessary.<sup>40</sup>



Scheme 4 Reduction of 4-bromobenzaldehyde using PMHS and **2** to a silyl ether, followed by protonation with methanol to yield 4-bromobenzyl alcohol.





Scheme 5 Reactivity of 2 with 1 eq. of triethylsilane after 24 hours.

To explore whether Piers' borane was generated in our chemistry with Et<sub>3</sub>SiH, 2 was reacted with a stoichiometric amount of triethylsilane in CDCl<sub>3</sub>. Immediate effervescence of H<sub>2</sub> was observed and the B–O–Si silyl ether was detected by <sup>1</sup>H (0.93, 0.67 ppm), <sup>19</sup>F (–132.6, –149.4, –161.1 ppm), and <sup>11</sup>B (38.3 ppm) NMR spectroscopy after 24 hours (Scheme 5, 4). To further eliminate the possibility that Piers' borane was generated *in situ*, two equivalents of triethylsilane was added, yet there was no evidence of Piers' borane formation by <sup>1</sup>H, <sup>19</sup>F, and <sup>11</sup>B NMR spectroscopy, only the formation of the B–O–Si silyl ether 4 (ESI Fig. S24–S26†).

Finally, a kinetic investigation into the hydrosilylation of benzaldehyde using 2 was undertaken to rule out Piers' borane mediated catalysis. An induction period may be expected if the borinic acid was being converted to the hydridoborane, but the results show no induction period (ESI Fig. S23†) and thus is likely to proceed *via* a similar silane activated mechanism, akin to that proposed for B(C<sub>6</sub>F<sub>5</sub>)<sub>3</sub>.<sup>49</sup>

## Conclusions

We found that bis(pentafluorophenyl)borinic acid is an effective and stable catalyst for the hydrosilylation of carbonyls, including under ambient conditions and using donating solvents. The use of 2 and the industrial by-product PMHS could facilitate the reduction of carbonyls into alcohols under atmospheric conditions, demonstrating the exciting potential of 2 as a bench-top stable Lewis acid catalyst. Solution and solid-state stability studies were performed on 2 showing moderate stability in solution, however, 2 is indefinitely stable towards air and moisture in the solid state. Catalytic activity towards hydrosilylation using 1, 2, and B(C<sub>6</sub>F<sub>5</sub>)<sub>3</sub> was shown using triethylsilane and various carbonyl containing substrates. When the reactions were performed under atmospheric conditions, all three catalysts could facilitate hydrosilylation of benzaldehyde with a minimal decrease in effectiveness. Furthermore, the use of B(C<sub>6</sub>F<sub>5</sub>)<sub>3</sub> under atmospheric conditions and in donating solvents has highlighted that it may be more water tolerant than previously suspected, showcasing the potential of B(C<sub>6</sub>F<sub>5</sub>)<sub>3</sub> to be used outside of inert conditions.

These results show exciting promise towards understanding the effects of heteroatom stabilization on the development of bench-top stable Lewis acid catalysts. Exploration of the catalytic capabilities of 2 towards a variety of organic transformations under atmospheric conditions is ongoing. Future work will continue to explore varying the electron withdrawing substituents and heteroatom groups at the boron centre to tune the Lewis acidity with a focus on developing practical,

benchtop-stable, sustainable alternatives to precious metal catalysts.

## Author contributions

Conceptualization, C. B. C.; methodology, T. P. L. C., and C. B. C.; formal analysis, T. P. L. C.; investigation, T. P. L. C.; writing original draft, T. P. L. C., and C. B. C.; writing – review & editing, T. P. L. C., and C. B. C.; supervision, C. B. C.; funding acquisition, C. B. C.

## Conflicts of interest

There are no conflicts to declare.

## Acknowledgements

The Natural Sciences and Engineering Research Council of Canada (NSERC), Canadian Foundation for Innovation (CFI), and Canada Research Chairs Program is thanked for their support of C. B. Caputo. Charley Garrard is thanked for her assistance with UV-Vis and fluorescence spectroscopy for the FLA method analysis. Dr Howard Hunter is thanked for his NMR assistance. T. P. L. Cosby acknowledges the support provided by the Ontario Government through an Ontario Graduate Scholarship.

## Notes and references

- 1 A. E. Hughes, N. Haque, S. A. Northey and S. Giddey, *Resources*, 2021, **10**, 93–133.
- 2 Y. Seo and S. Morimoto, *Resources*, 2017, **6**, 61–74.
- 3 F. P. Carvalho, *Food Energy Secur.*, 2017, **6**, 61–77.
- 4 É. Lèbre, M. Stringer, K. Svobodova, J. R. Owen, D. Kemp, C. Côte, A. Arratia-Solar and R. K. Valenta, *Nat. Commun.*, 2020, **11**, 4823–4831.
- 5 E. Garbarino, F. Ardente and D. Blagoeva, *Critical raw materials and the circular economy*, European Commission, Joint Research Centre, Luxembourg, 2017.
- 6 W. M. Haynes, D. R. Lide and T. J. Bruno, *CRC Handbook of Chemistry and Physics*, CRC Press, Boca Raton, FL, 97th edn, 2016.
- 7 I. Vural Gürsel, T. Noël, Q. Wang and V. Hessel, *Green Chem.*, 2015, **17**, 2012–2026.
- 8 V. Nori, F. Pescioli, A. Sinibaldi, G. Giorgianni and A. Carlone, *Catalysts*, 2022, **12**, 5–59.
- 9 J. M. Bayne and D. W. Stephan, *Chem. Soc. Rev.*, 2016, **45**, 765–774.
- 10 G. C. Welch, R. R. San Juan, J. D. Masuda and D. W. Stephan, *Science*, 2006, **314**, 1124–1126.
- 11 D. W. Stephan, *Acc. Chem. Res.*, 2015, **48**, 306–316.
- 12 D. W. Stephan, *Science*, 2016, **354**, aaf7229.
- 13 D. J. Parks and W. E. Piers, *J. Am. Chem. Soc.*, 1996, **118**, 9440–9441.
- 14 T. Hackel and N. A. McGrath, *Molecules*, 2019, **24**, 432–462.
- 15 A. Berkefeld, W. E. Piers and M. Parvez, *J. Am. Chem. Soc.*, 2010, **132**, 10660–10661.



- 16 S. Kobayashi and K. Manabe, *Pure Appl. Chem.*, 2000, **72**, 1373–1380.
- 17 A. Corma and H. García, *Chem. Rev.*, 2003, **103**, 4307–4366.
- 18 J.-M. Begouin and M. Niggemann, *Chem.–Eur. J.*, 2013, **19**, 8030–8041.
- 19 Á. Gyömöre, M. Bakos, T. Földes, I. Pápai, A. Domján and T. Soós, *ACS Catal.*, 2015, **5**, 5366–5372.
- 20 D. J. Scott, T. R. Simmons, E. J. Lawrence, G. G. Wildgoose, M. J. Fuchter and A. E. Ashley, *ACS Catal.*, 2015, **5**, 5540–5544.
- 21 A. E. Ashley, T. J. Herrington, G. G. Wildgoose, H. Zaher, A. L. Thompson, N. H. Rees, T. Krämer and D. O'Hare, *J. Am. Chem. Soc.*, 2011, **133**, 14727–14740.
- 22 D. J. Scott, M. J. Fuchter and A. E. Ashley, *Angew. Chem., Int. Ed.*, 2014, **53**, 10218–10222.
- 23 C. Stoian, M. Olaru, T. A. Cucuiet, K. T. Kegyes, A. Sava, A. Y. Timoshkin, C. I. Raț and J. Beckmann, *Chem.–Eur. J.*, 2021, **27**, 4327–4331.
- 24 M.-A. Légaré, É. Rochette, J. Légaré Lavergne, N. Bouchard and F.-G. Fontaine, *Chem. Commun.*, 2016, **52**, 5387–5390.
- 25 A. Jayaraman, L. C. Misal Castro and F.-G. Fontaine, *Org. Process Res. Dev.*, 2018, **22**, 1489–1499.
- 26 J. N. Bentley, E. Pradhan, T. Zeng and C. B. Caputo, *Dalton Trans.*, 2020, **49**, 16054–16058.
- 27 J. N. Bentley, S. A. Simoes, E. Pradhan, T. Zeng and C. B. Caputo, *Org. Biomol. Chem.*, 2021, **19**, 4796–4802.
- 28 T. Beringhelli, G. D'Alfonso, D. Donghi, D. Maggioni, P. Mercandelli and A. Sironi, *Organometallics*, 2003, **22**, 1588–1590.
- 29 K. Ishihara, N. Hanaki and H. Yamamoto, *Synlett*, 1993, **8**, 577–579.
- 30 K. Ishihara, N. Hanaki, M. Funahashi, M. Miyata and H. Yamamoto, *Bull. Chem. Soc. Jpn.*, 1995, **68**, 1721–1730.
- 31 C. Bergquist, B. M. Bridgewater, C. J. Harlan, J. R. Norton, R. A. Friesner and G. Parkin, *J. Am. Chem. Soc.*, 2000, **122**, 10581–10590.
- 32 T. Beringhelli, D. Maggioni and G. D'Alfonso, *Organometallics*, 2001, **20**, 4927–4938.
- 33 U. Mayer, V. Gutmann and W. Gerger, *Monatsh. Chem.*, 1975, **106**, 1235–1257.
- 34 J. N. Bentley, S. A. Elgadi, J. R. Gaffen, P. Demay-Drouhard, T. Baumgartner and C. B. Caputo, *Organometallics*, 2020, **39**, 3645–3655.
- 35 A. E. Laturski, J. R. Gaffen, P. Demay-Drouhard, C. B. Caputo and T. Baumgartner, *Precis. Chem.*, 2023, **1**, 49–56.
- 36 M. M. Morgan, A. J. V. Marwitz, W. E. Piers and M. Parvez, *Organometallics*, 2013, **32**, 317–322.
- 37 P. Erdmann, J. Leitner, J. Schwarz and L. Greb, *ChemPhysChem*, 2020, **21**, 987–994.
- 38 L. Greb, *Chem.–Eur. J.*, 2018, **24**, 17881–17896.
- 39 E. Le Coz, J. Hammoud, T. Roisnel, M. Cordier, V. Dorcet, S. Kahlal, J. Carpentier, J. Saillard and Y. Sarazin, *Chem.–Eur. J.*, 2021, **27**, 11966–11982.
- 40 J. Zhang, S. Park and S. Chang, *Angew. Chem.*, 2017, **129**, 13945–13949.
- 41 A. Ueno, J. Li, C. G. Daniliuc, G. Kehr and G. Erker, *Chem.–Eur. J.*, 2018, **24**, 10044–10048.
- 42 P. A. Deck, C. L. Beswick and T. J. Marks, *J. Am. Chem. Soc.*, 1998, **120**, 1772–1784.
- 43 G. Erős, H. Mehdi, I. Pápai, T. A. Rokob, P. Király, G. Tárkányi and T. Soós, *Angew. Chem., Int. Ed.*, 2010, **49**, 6559–6563.
- 44 P. Bach, A. Albright and K. K. Laali, *Eur. J. Org. Chem.*, 2009, **2009**, 1961–1966.
- 45 N. J. Lawrence, M. D. Drew and S. M. Bushell, *J. Chem. Soc., Perkin Trans. 1*, 1999, **23**, 3381–3391.
- 46 Y. Zhang, J. Li, H. Liu, Y. Ji, Z. Zhong and F. Su, *ChemCatChem*, 2019, **11**, 2757–2779.
- 47 N. M. Hein, Y. Seo, S. J. Lee and M. R. Gagné, *Green Chem.*, 2019, **21**, 2662–2669.
- 48 K. Ishihara, H. Kurihara and H. Yamamoto, *J. Org. Chem.*, 1997, **62**, 5664–5665.
- 49 S. Rendler and M. Oestreich, *Angew. Chem., Int. Ed.*, 2008, **47**, 5997–6000.

