

Cite this: *Chem. Sci.*, 2023, 14, 13661

# Advances in CO<sub>2</sub> activation by frustrated Lewis pairs: from stoichiometric to catalytic reactions

Md. Nasim Khan,<sup>ab</sup> Yara van Ingen,<sup>a</sup> Tribani Boruah,<sup>a</sup> Adam McLauchlan,<sup>a</sup> Thomas Wirth<sup>bd</sup> and Rebecca L. Melen<sup>ba</sup>

The rise of CO<sub>2</sub> concentrations in the environment due to anthropogenic activities results in global warming and threatens the future of humanity and biodiversity. To address excessive CO<sub>2</sub> emissions and its effects on climate change, efforts towards CO<sub>2</sub> capture and conversion into value adduct products such as methane, methanol, acetic acid, and carbonates have grown. Frustrated Lewis pairs (FLPs) can activate small molecules, including CO<sub>2</sub> and convert it into value added products. This review covers recent progress and mechanistic insights into intra- and inter-molecular FLPs comprised of varying Lewis acids and bases (from groups 13, 14, 15 of the periodic table as well as transition metals) that activate CO<sub>2</sub> in stoichiometric and catalytic fashion towards reduced products.

Received 28th July 2023  
Accepted 7th November 2023

DOI: 10.1039/d3sc03907b

rsc.li/chemical-science

## Introduction

### Background

Since the beginning of the industrial revolution, human activity has raised the concentration of carbon dioxide (CO<sub>2</sub>), amongst other important greenhouse gases, in the environment by over 50%. CO<sub>2</sub> gas absorbs and emits radiant energy at infrared wavelengths that causes an increase in atmospheric temperature, thus global warming and has become a main driver of climate change.<sup>1</sup> Society has made some progress in finding low-carbon emitting alternatives, for example in sources of energy, and now a scattered dip in CO<sub>2</sub> level has been observed. Minimising CO<sub>2</sub> emissions by at least 50% to limit the increase in the global average temperature by 2 °C by 2050 has been set as a global target.<sup>2</sup> This will require a rapid exploitation of new energy technologies with a low-carbon or zero-carbon energy sources to restore our ecosystem. As one single technology is not expected to solve this problem, global warming alerts have drawn urgent attention to control the expansion of CO<sub>2</sub> concentrations in the atmosphere through the framework of carbon capture, storage, and utilisation (CCSU).<sup>3</sup> The important challenge remains not only in carbon dioxide capture and storage but also to utilise it for the creation of value-added carbon products.<sup>4</sup> CCSU processes add value to the conversion of CO<sub>2</sub> into fuels and chemicals, and can compensate the cost of capturing CO<sub>2</sub>. This approach has generated many new directions in various branches of science and technologies including chemical, biological and material applications.<sup>5</sup> Extensive work

has been carried out in the past few decades for CO<sub>2</sub> capture and utilisation (CO<sub>2</sub>-CU) using various chemical processes for the reduction of CO<sub>2</sub> into products such as formic acid and methanol, or light hydrocarbons such as methane.<sup>6</sup> Metal and non-metal derived reagents and catalysts in homogeneous and heterogeneous systems have been explored including promising mediums such as zeolites, metal-organic frameworks (MOFs), covalent organic frameworks (COFs), nanomaterials, as well as electrochemical, photochemical and thermal processes.

The activation and chemical conversion of CO<sub>2</sub> requires high energy due to its high thermodynamic stability ( $\Delta G_f^\circ = -396 \text{ kJ mol}^{-1}$ ).<sup>7</sup> Entropy is one important factor that limits CO<sub>2</sub> transformations, even for some reactions where  $\Delta H^\circ < 0$ ,  $\Delta G^\circ$  is positive. Conversion of CO<sub>2</sub> can take place at room temperature or at lower temperatures but in such transformations the carbon atom retains its oxidation state of +4 and promotes the formation of carbamates, carbonates, urea and its derivatives, polycarbonates, and polyethers, where OH<sup>-</sup>, H<sub>2</sub>O, amines, carbanions, olefins, alkynes, and dienes have been reacted as reagents with CO<sub>2</sub>. Reactions that produce carboxylates from CO<sub>2</sub> are thermodynamically favourable. Carbon product formation such as methanol, carbon monoxide, formaldehyde, methane, and hydrocarbons from CO<sub>2</sub> require higher energy, and thus kinetic control to steer away from the thermodynamically favoured products. Kinetically, to obtain CO<sub>2</sub> reduced products with a change of oxidation state in the carbon atom requires more energy. To achieve the reduction of CO<sub>2</sub>, the reagent should bend CO<sub>2</sub> to overcome the first energy barrier and to achieve subsequent reduction steps. Preorganised reducing agents kinetically favour the challenging reduction of CO<sub>2</sub> beyond carbonate or formate.

To overcome the energy barrier, external sources of energy (such as electrochemical, photochemical or thermal energy) are

<sup>a</sup>Cardiff Catalysis Institute, School of Chemistry, Cardiff University, Translational Research Hub, Maindy Road, Cathays, Cardiff, CF24 4HQ Cymru/Wales, UK. E-mail: MelenR@cardiff.ac.uk

<sup>b</sup>School of Chemistry, Cardiff University, Main Building, Park Place, Cardiff CF10 3AT, Cymru/Wales, UK. E-mail: wirthT@cardiff.ac.uk



typically required. If value-added products are obtained at higher cost compared to the cost of CO<sub>2</sub> capturing and natural fuels, then the process would not be economical and could not be applied industrially.<sup>8</sup>

Although CO<sub>2</sub> has been reduced to obtain chemicals and fuels, the current use of CO<sub>2</sub> in chemical synthesis is limited owing to the high thermodynamic stability of CO<sub>2</sub> that has to be overcome.<sup>9</sup> To control the energy barrier in reduction processes of CO<sub>2</sub>, metals are being used that are often rare and high cost materials, indeed transition metals are being explored making the process efficient and cost effective. The conversion of CO<sub>2</sub> to value-added products is highly desirable, yet the inert and highly energetically stable nature of this small molecule makes this a challenging task.<sup>10</sup> CO<sub>2</sub> is a linear and an apolar molecule (dipole moment,  $\mu = 0$ ), despite its two polar C=O bonds and is ambiphilic in nature. The length of the C=O bond in CO<sub>2</sub> is 116.3 pm, shorter than the approximate 140 pm bond length of a typical single C–O bond, and shorter than most other C=O double bonds, such as carbonyls.<sup>11</sup> It offers two reaction sites, an electrophilic site at the carbon (Lewis acidic centre) due to the low-lying empty antibonding  $\pi^*$  orbital (LUMO, lowest unoccupied molecular orbital), and two nucleophilic sites at the oxygen atoms (Lewis basic character) due to an available pair of valence electrons (HOMO, highest occupied molecular orbital) (Fig. 1). Carbon dioxide has an electron affinity ( $E_{ea}$ ) of about  $-0.6$  eV and a first ionisation potential (IP) of about  $+13.8$  eV which makes it a better electron acceptor than electron donor. Overall, a high energy of about  $750$  kJ mol<sup>-1</sup> is required to break the C=O bond. Upon activation, the molecule will distort from its linear sp-hybridised geometry to a sp<sup>2</sup>-hybridised carbon centre with concurrent elongation of the C=O bond and a change in its molecular energy.<sup>12</sup>

Classical activation of CO<sub>2</sub> by nucleophilic attack at the carbon atom can be achieved using bases,<sup>13</sup> transition metals,<sup>14</sup> or by one electron reductions<sup>15</sup> to ultimately generate acetates, carbamates, ureas, bicarbonates, oxalates, formates, or carbon monoxide, amongst other products (Fig. 2). Further advances in research have been able to achieve value added carbon products by reducing CO<sub>2</sub> to products such as methanol, methane, or higher carbon chains.<sup>16</sup>

Frustrated Lewis pairs (FLPs)<sup>17</sup> are mixtures of a Lewis acid and a Lewis base, that, because of steric hindrance, cannot combine to form a classical adduct. FLPs can perform efficient chemical transformations without losing the individual properties of the FLP system.<sup>18</sup> This feature also enables the activation of small molecules including CO<sub>2</sub> and is now well-explored



Fig. 1 Molecular properties of carbon dioxide.

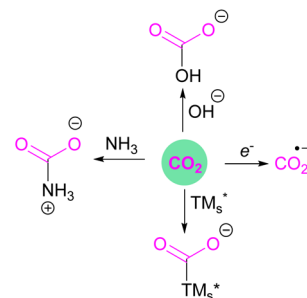


Fig. 2 Classical activation reactions of carbon dioxide.

in the literature in several reviews.<sup>19</sup> Herein, we cover all major developments made using p-block elements and transition metals to activate CO<sub>2</sub> with FLP systems with a particular emphasis on more recent reports. In this review we will cover stoichiometric as well as catalytic processes including theoretical efforts to understand the mechanism of CO<sub>2</sub> activation and reduction using FLPs.

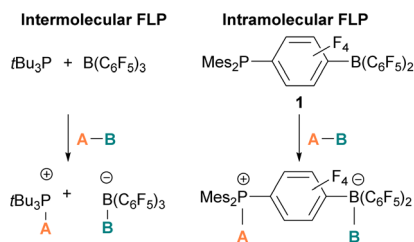
## Frustrated Lewis pairs (FLPs)

In the classic model of Gilbert Lewis (Fig. 3a), a Lewis base with an electron pair in the HOMO donates electron density to the LUMO of the Lewis acid by forming a dative bond.<sup>20</sup> This process provides a HOMO of lower energy with a stabilised donor acceptor adduct and quenches the reactivity of both, the Lewis acid and base. A deviation to the classical model was observed after the augmented work reported by Brown,<sup>21</sup> in which no adduct formation occurred between BMe<sub>3</sub> and 2,6-lutidine, and later Wittig,<sup>22</sup> Tochtermann,<sup>23</sup> Piers<sup>24</sup> and Oestreich.<sup>25</sup> Stephan and co-workers coined the chemical term “frustrated Lewis pair” (FLP) that exists with unquenched acidity and basicity in a combination of a sterically hindered Lewis acid and Lewis base (Fig. 3b).<sup>26</sup> This inhibition of adduct formation allows for the HOMO of the Lewis base and the LUMO of the Lewis acid to effect non-classical reactivity.

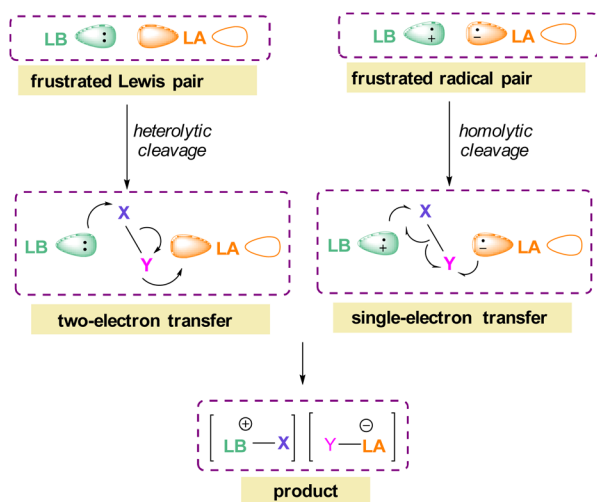


Fig. 3 Frontier molecular orbital presentation of (a) a classic Lewis acid–base adduct and (b) a frustrated Lewis pair. LA = Lewis acid; LB = Lewis base.





Scheme 1 Cleavage of molecule A–B with intermolecular and intramolecular FLPs. Mes = Mesityl.



Scheme 2 FLP reactivity with small molecules *via* heterolytic (two  $e^-$  transfer) and homolytic cleavage (single  $e^-$  transfer).

The pioneering work of splitting dihydrogen heterolytically with the FLP  $t\text{Bu}_3\text{P}/\text{B}(\text{C}_6\text{F}_5)_3$  demonstrated that the unquenched reactivity of FLPs could be applied to the activation of small molecules.<sup>27</sup> Since then, various FLP systems have been investigated to activate a variety of small molecules. Two types of FLP systems are typically considered: intermolecular or intramolecular (Scheme 1). Intermolecular FLPs are systems where the Lewis acid and Lewis base are two individual molecules that interact through secondary London dispersion interactions to bring the Lewis acid and base together where small molecules insert into the cavity of the FLP such as the combination of  $t\text{Bu}_3\text{P}$  and  $\text{B}(\text{C}_6\text{F}_5)_3$ . In intramolecular FLP systems, the Lewis acid and Lewis base are combined in one molecule by a covalent linker. An example of an intramolecular FLP system is the phoshinoborane **1** shown in Scheme 1, where the Lewis acidic boron centre and the Lewis basic phosphorus centre are separated by an aryl ring. These molecules are also able to heterolytically cleave the bonds in small molecules, the Lewis base donates its electron pair to the electron deficient fragment of the small molecule and the Lewis acid accepts an electron pair from the HOMO of the small molecule. This results in bond formation and an ionic/zwitterionic product. It has also been found that certain combinations of Lewis acids

and bases in FLPs can lead to a transfer of one electron from the Lewis basic donor to a Lewis acidic acceptor generating a reactive frustrated radical pair (FRP). This FRP can react in a homolytic way with small molecules (Scheme 2).<sup>28</sup>

## Mechanistic aspects of FLP $\text{CO}_2$ reduction

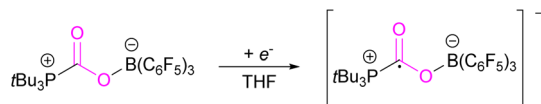
Amongst the small molecules activated by FLPs,  $\text{CO}_2$  has been well-studied owing to the importance of discovering new CCSU processes. Two mechanistic pathways are proposed for the capture and activation of  $\text{CO}_2$  by FLPs thus far (Scheme 3). One is a concerted mechanism and the other is a two-step process. Two computational models have been explored in the  $t\text{Bu}_3\text{P}/\text{B}(\text{C}_6\text{F}_5)_3$  FLP system to study the mode of  $\text{CO}_2$  activation. In the concerted mechanism, the reactants (FLP and free  $\text{CO}_2$ ) and the  $\text{CO}_2$ -FLP adduct is formed by a single transition state (TS) in which the LB–C and LA–O bonds are formed simultaneously.<sup>29</sup> Conversely, for the two-step process, when the  $\text{CO}_2$  moves closer to the FLP system, the P–C bond is formed first, followed by the formation of the B–O bond to give the final  $\text{CO}_2$ -FLP adduct.

It is well-documented that the solvent is important to stabilise the final zwitterionic products.<sup>30</sup> Liu and co-worker<sup>31</sup> led a mechanistic study in the solid-state utilising density functional theory (DFT) simulations, in which they analysed the separate roles of the Lewis acid and base without the presence of a solvent. The authors found that the reaction proceeds in a two-step process where  $\text{CO}_2$  initially enters the cavity of the  $t\text{Bu}_3\text{P}/\text{B}(\text{C}_6\text{F}_5)_3$  FLP. The carbon atom of  $\text{CO}_2$  then interacts with the phosphorus atom and an oxygen atom interacts with boron leading to a reduction in the O–C–O angle of  $\text{CO}_2$  to  $167.8^\circ$ . This means that the  $\text{CO}_2$  species is bent although there are no chemical bonds formed. They believe that this is due to a weak interaction between  $\text{CO}_2$  and the FLP, where  $\text{CO}_2$  interacts with crystal fields in the solid state created by the FLP pair. In the solution state, the crystal fields would be replaced by solvent interactions. In studying the separate roles of the Lewis acid and base, the authors suggest that the combination of a strong Lewis acid and a weak Lewis base should be selected to make the  $\text{CO}_2$  activation thermodynamically feasible. This is due to the formation of the B–O bond being strongly exergonic while the formation of the P–C bond was deduced to be endergonic.



Scheme 3 Mechanistic aspects of FLPs in their reaction with  $\text{CO}_2$ .





Scheme 4 Electrochemical reduction of FLP adduct  $t\text{Bu}_3\text{P-CO}_2\text{-B}(\text{C}_6\text{F}_5)_3$ .

Other sources of energy such as light and/or electric current have been employed in other fields however, the most used source of energy for the activation of  $\text{CO}_2$  with FLP systems is heat and pressure of  $\text{CO}_2$ .

However, in the FLP adduct of  $\text{CO}_2$ , the  $\text{CO}_2$  molecule is bent, and a one-electron transfer could facilitate the reduction process. In a homogeneous system, the first electrochemical study was performed on the FLP- $\text{CO}_2$  adduct for  $t\text{Bu}_3\text{P-CO}_2\text{-B}(\text{C}_6\text{F}_5)_3$  (Scheme 4).<sup>32</sup> Electrochemically, when an electron is added to  $t\text{Bu}_3\text{P-CO}_2\text{-B}(\text{C}_6\text{F}_5)_3$ , a change in the bond lengths was observed. The carbon oxygen  $\text{C}=\text{O}$  bond length increased by 0.05 Å in and the  $\text{C}-\text{O}$  bond length decreased by 0.03 Å. The  $\text{B}-\text{O}$  and  $\text{P}-\text{C}$  bonds both decreased in length by 0.06 Å and 0.01 Å, respectively. Overall, it was observed that addition of electrons to the  $\text{CO}_2$  adduct  $t\text{Bu}_3\text{P-CO}_2\text{-B}(\text{C}_6\text{F}_5)_3$  first generated intermediate  $[t\text{Bu}_3\text{P-CO}_2\text{-B}(\text{C}_6\text{F}_5)_3]^-$ , then reduced  $\text{CO}_2$  to  $\text{CO}$  also generating  $t\text{Bu}_3\text{P}$ , and  $[(\text{HO})\text{B}(\text{C}_6\text{F}_5)_3]^-$ . In this system, the intermediate  $[t\text{Bu}_3\text{P-CO}_2\text{-B}(\text{C}_6\text{F}_5)_3]^-$  can also react with the solvent THF causing dimerisation.

To obtain a controlled reduction of  $\text{CO}_2$ , FLPs in the solid-state have been explored based on the phenomenon of adsorption, activation, and evolution pathways of  $\text{CO}_2$ . For example, Yan and co-workers created a stable FLP system for the activation of carbon dioxide.<sup>33</sup> Their system involves a composite material of zinc and tin having different electronegativities. The Lewis pairs first capture and stabilise protons and then selectively activate  $\text{CO}_2$ . Here the zinc oxide surface captures protons and acts as a Lewis base while the tin acts as Lewis acid. The two-electron reduction with two protons start the reaction for  $\text{CO}_2$  activation and finally resulted in the formation of formic acid.

In this review we will cover FLP mediated activation and reduction of  $\text{CO}_2$  that has been explored to achieve value-added carbon products. This will include, several inter- and intramolecular FLPs systems which have been designed and developed utilising both p- and d-block elements acting as a Lewis acid in combinations with p- and d-block elements acting as a Lewis base. Each section and sub-sections will detail the different systems developed with stoichiometric and catalytic quantities of FLPs, and will be ordered by the periodic group of the Lewis acid to give structure to this review. The mechanistic and computational insights will be discussed where relevant.

## Group 13 Lewis acids

### Borane/phosphine FLPs for $\text{CO}_2$ activation

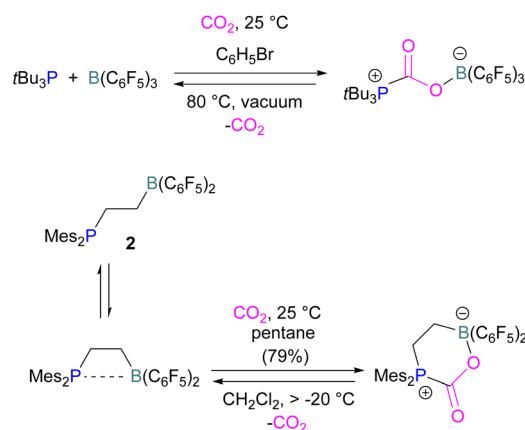
Boron is by far the most explored Lewis acidic element in FLPs for  $\text{CO}_2$  activation. Different Lewis base partners such as

phosphorous, nitrogen, carbon as a carbene and metals have been explored in combination with the boron Lewis acid.

Many of the first FLP systems for  $\text{CO}_2$  activation involved phosphorus as the Lewis basic component. Early FLPs utilised in  $\text{CO}_2$  activation comprised of a phosphine and borane that could reversibly bind and release  $\text{CO}_2$  including the intermolecular FLP  $t\text{Bu}_3\text{P/B}(\text{C}_6\text{F}_5)_3$  and **2** (Scheme 5).

At the time, these systems offered rare examples of metal-free  $\text{CO}_2$  sequestration.<sup>34</sup> Theoretical investigations show the mechanism proceeding by simultaneous formation of  $\text{P}-\text{C}$  and  $\text{O}-\text{B}$  bonds from thermochemical computed data (B97-D/TZVPP', B2PLYP-D/TZVPP', and B2PLYP-D/QZVP(-g, -f) levels of theory).  $t\text{Bu}_3\text{P}$  reacts with  $\text{B}(\text{C}_6\text{F}_5)_3$  at room temperature and under 1 bar of  $\text{CO}_2$  forms the desired stable product  $t\text{Bu}_3\text{P-CO}_2\text{-B}(\text{C}_6\text{F}_5)_3$ , which upon heating at 80 °C under vacuum releases the  $\text{CO}_2$  molecule and regenerates the starting FLP mixture. Calculations for the formation of  $t\text{Bu}_3\text{P-CO}_2\text{-B}(\text{C}_6\text{F}_5)_3$  show that the overall reaction is exothermic. Privalov and co-workers calculated several energy pathways for  $\text{CO}_2$  activation.<sup>35</sup> After these first reports of non-metal based inter- and intramolecular FLP-mediated reversible  $\text{CO}_2$  activation, the scientific community explored a range of new FLPs for  $\text{CO}_2$  activation, as shown in Fig. 4. Several other phosphine bases and boron acids have been used in the intermolecular system including  $i\text{Pr}_3\text{P}$ , XPhos and  $\text{Mes}_2\text{EtP}$ , and  $\text{B}(p\text{-C}_6\text{F}_4\text{H})_3$ , and  $\text{B}(\text{R})(\text{C}_6\text{F}_4\text{H})_2$ , ( $\text{R} = \text{hexyl, Cl, cyclohexyl, norbornyl, Ph}$ ).<sup>36,37</sup> More complex boranes bearing functionalised substituents with cyclic structures were also tested with  $t\text{Bu}_3\text{P}$  to trap  $\text{CO}_2$  generating adducts **3** and **4**.<sup>38</sup>

Interestingly, when  $(\text{Me}_3\text{Si})_3\text{P}$  was utilised as a Lewis base instead of  $t\text{Bu}_3\text{P}$ , with  $\text{B}(p\text{-C}_6\text{F}_4\text{H})_3$ , silyl migration was observed in the final adducts **5** and **6** (Fig. 4 and Scheme 6).  $t\text{Bu}_3\text{P}$  and  $(\text{Me}_3\text{Si})_3\text{P}$  with  $\text{CO}_2$  in pentane at room temperature initially yields the expected adduct  $(\text{Me}_3\text{Si})_3\text{P-CO}_2\text{-B}(p\text{-C}_6\text{F}_4\text{H})_3$ . Subsequently, silyl migration from phosphorus to oxygen forms a stable compound which can be better represented as the zwitterionic compound **5**. The same starting Lewis acid and base can also react with two equivalents of  $\text{CO}_2$  in dichloromethane ( $\text{CH}_2\text{Cl}_2$ ) at room temperature for 24 h, providing silyl migrated product **6**. Compound **6** can also be obtained from **5**,



Scheme 5 First inter- and intramolecular FLPs utilised in  $\text{CO}_2$  activation.



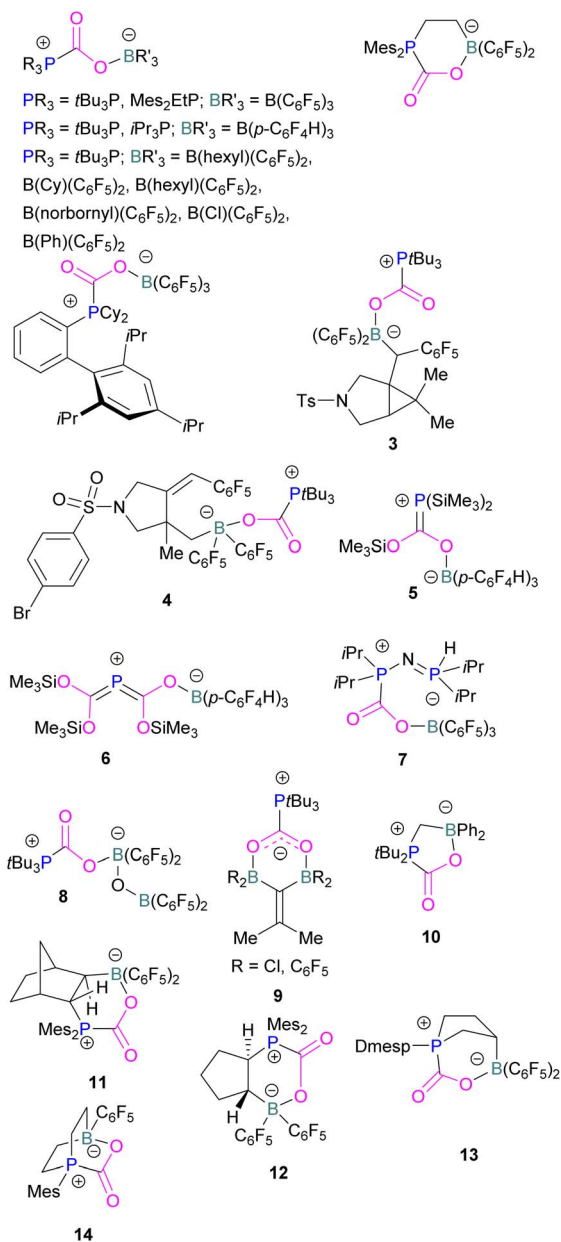


Fig. 4 Examples of FLP adducts of boranes with a phosphorus Lewis base. Dmesp = Dimesitylphenyl.

when **5** is treated with  $\text{CO}_2$  in  $\text{CD}_2\text{Cl}_2$  at room temperature for 24 h (Scheme 6).<sup>39</sup> Kemp and co-workers on the other hand, investigated the phosphine base bis(di-*i*-propylphosphino) amine with  $\text{B}(\text{C}_6\text{F}_5)_3$  which formed the expected 1 : 1 adduct **7**. The crystal structure of **7** shows that H-isomerisation took place with a migration of the proton from nitrogen to phosphorus (Scheme 7).<sup>40</sup>

Stephan and co-workers have expanded the borane scope to explore the reactivity of bis-boranes to trap  $\text{CO}_2$  with  $t\text{Bu}_3\text{P}$ . It was also found that, 1,1-bis-( $\text{C}_6\text{F}_5$ )<sub>2</sub>BOB( $\text{C}_6\text{F}_5$ )<sub>2</sub> binds with  $\text{CO}_2$  in a monodentate manner generating **8**, whilst bis-boranes of type  $(\text{R}_2\text{B})_2\text{C}=\text{CMe}_2$ , where  $\text{R} = \text{Cl}$  or  $\text{C}_6\text{F}_5$ , provide a bidentate chelation of  $\text{CO}_2$  to obtain a unique type of heterocyclic



Scheme 6 Silyl migration in the  $(\text{Me}_3\text{Si})_3\text{P}$  and  $\text{B}(\rho\text{-C}_6\text{F}_4\text{H})_3$  FLP.



Scheme 7 H-isomerisation with a migration of the proton from nitrogen to phosphorus.

compounds **9**.<sup>41</sup> The chelation of  $\text{CO}_2$  by the two B-centres in **8** was restrained due to steric crowding as well as a significant  $\pi$ -character in the B–O bonds, which was evident from the relatively large B–O–B bond angle of  $139.5(2)^\circ$ . Whereas, in **9** B–C–B angles of  $117.3(2)^\circ$  ( $\text{R} = \text{Cl}$ ) and  $121.2(2)^\circ$  ( $\text{R} = \text{C}_6\text{F}_5$ ) show a six membered planar structure.

In intramolecular systems, when the Lewis base and acid are sufficiently aligned in a geminal fashion, an increase in reactivity is observed as seen in the formation of adduct **10**.<sup>42</sup> Another intramolecular FLP with a norbornane structure with a vicinal designed FLP was utilised to trap  $\text{CO}_2$  to obtain adduct **11**.<sup>43</sup> Similarly to the vicinal FLP in adduct **11**, an FLP based on cyclopentane with *trans*-1,2-substituents was explored to form **12**.<sup>44</sup> Other intramolecular B/P FLP systems include an active FLP borylated tetrahydrophosphole which yielded adduct **13**,<sup>45</sup> and a cyclic six membered FLP with 1,4-phosphane/borane substituents which undergoes an addition reaction with  $\text{CO}_2$  to form adduct **14**. Erker and co-workers observed that heating **14** in *n*-heptane at  $80^\circ\text{C}$  for 15 min under  $\text{CO}_2$  converts **14** to its cyclotetrameric macrocyclic oligomer **15**. Tetramer **15** is unstable in solution, even in a  $\text{CO}_2$  atmosphere it slowly converts back to the monomer **14** (Fig. 5).<sup>46</sup>

Szynkiewicz and co-workers reported the phosphinoboration and diphosphination of  $\text{CO}_2$ . In 2019, they published the first report of catalytic (with respect to the borane) diphosphination of  $\text{CO}_2$  with a diphosphane/boron FLP.  $\text{CO}_2$  was inserted into the relatively weak P–P bond (Scheme 8).<sup>47</sup> Furthermore in 2019, they reported the use of diamino-phosphinoboranes to





Fig. 5 FLP adducts of boranes with P-base. Mes\* = 2,4,6-Tri-*tert*-butylphenyl.



Scheme 8 Diphosphination (top) and phosphinoboration (bottom) of CO<sub>2</sub>.

phosphinoborate CO<sub>2</sub>; though not sterically frustrated, this compound still exhibits FLP-like reactivity (Scheme 8, bottom).<sup>48</sup> More recently the same group built on this work, reporting the reaction of CO<sub>2</sub> (among several other small molecules) with a diphosphinoborane B(P*t*Bu<sub>2</sub>)<sub>2</sub>Ph to yield a diphospha-urea and a bicyclic diboroxane **16** (Scheme 9). The reaction proceeds by CO<sub>2</sub> insertion into a single B–P bond, elimination of (*t*Bu<sub>2</sub>P)<sub>2</sub>C=O to give phenyl oxoborane PhBO. Reaction of this species with a further equivalent of the parent diphosphinoborane and 2 equivalents of CO<sub>2</sub> gives the product **16**. While stable under N<sub>2</sub>, the product decomposes with loss of CO<sub>2</sub> and diphospha-urea to give triphenylboroxine (PhBO)<sub>3</sub>.<sup>49</sup>

Kesete and co-workers published a computational study evaluating a number of intramolecular phosphine/borane catalysts for CO<sub>2</sub> reduction. One finding was that, though electron-withdrawing substituents on borane like fluorine stabilise the CO<sub>2</sub>-FLP adduct, they also destabilise the transition state (TS), increasing activation energy. Fluorination of the substituents of the phosphorus reduces its basicity and so destabilises both the transition state and the adduct formed. This highlights the importance of tuning the Lewis acidic and

basic sites of FLPs to achieve stabilised transition states, but that are also Lewis acidic, or Lewis basic enough centres to bind with CO<sub>2</sub>.<sup>50</sup> Jian and co-workers reported in 2017 that geminal vinylidene-bridged phosphorus/boron Lewis pairs could react with CO<sub>2</sub> to give a phosphinodiborate product **17**, as shown in Scheme 10. Interestingly, this geminal P/B is supported with an sp<sup>2</sup> carbon, which is different from previous reports of geminal FLPs.<sup>51</sup>

Following activation of CO<sub>2</sub>, the subsequent transformations have been investigated initially stoichiometrically. Stephan and co-workers reported that the bis-borane, 1,2-C<sub>6</sub>H<sub>4</sub>(BCl<sub>2</sub>)<sub>2</sub>, forms an adduct with *t*Bu<sub>3</sub>P and also shows FLP reactivity with CO<sub>2</sub> to form the FLP-CO<sub>2</sub> zwitterionic compound **18** (Scheme 11). Compound **18** is remarkably more stable, with respect to the loss of CO<sub>2</sub>, and no decomposition was observed even on heating to 80 °C for 24 h compared to the CO<sub>2</sub> adducts obtained from FLPs *t*Bu<sub>3</sub>P/B(C<sub>6</sub>F<sub>5</sub>)<sub>3</sub> (loss of CO<sub>2</sub> at 80 °C), Mes<sub>2</sub>PCH<sub>2</sub>-CH<sub>2</sub>B(C<sub>6</sub>F<sub>5</sub>)<sub>2</sub> (loss of CO<sub>2</sub> at –20 °C), and bis-boranes Me<sub>2</sub>C=C(BR<sub>2</sub>)<sub>2</sub> where R=Cl, C<sub>6</sub>F<sub>5</sub> with *t*Bu<sub>3</sub>P (loss of CO<sub>2</sub> at 15 °C). The chlorine atom in **18** bridges between the boron centres which enhances the Lewis acidity of the boron bound with the oxygen atom of CO<sub>2</sub> and results in a stronger B–O bond making the adduct more thermally stable, than other discussed examples. Hence, the strength of the bond between the Lewis acid and the



Scheme 10 Reaction of geminal vinylidene-bridged P/B Lewis pair with CO<sub>2</sub>.



Scheme 11 Stoichiometric reduction of FLP-CO<sub>2</sub> adduct **18**.

Scheme 9 Synthesis of phenyl oxoborane.



oxygen atom of CO<sub>2</sub> plays a critical role in establishing reversibility, this can be induced by the addition of electron-withdrawing groups, such as Cl in **18**. The species **18** was reduced by Me<sub>2</sub>NHBH<sub>3</sub> followed by quenching with deuterated water (D<sub>2</sub>O) to obtain deuterated methanol (MeOD) as the final product. In another way, **18** was also reduced by [C<sub>5</sub>H<sub>6</sub>Me<sub>4</sub>NH<sub>2</sub>]/[HB(C<sub>6</sub>F<sub>5</sub>)<sub>2</sub>(C<sub>7</sub>H<sub>11</sub>)] (**19**) and quenched with D<sub>2</sub>O again yielding H<sub>3</sub>COD (Scheme 11). Here, two Lewis acidic boron sites are available, and bridging of a chlorine atom between the two stabilises the zwitterionic adduct.<sup>52</sup>

There remain two major issues with *t*Bu<sub>3</sub>P/1,2-C<sub>6</sub>H<sub>4</sub>(BCl<sub>2</sub>)<sub>2</sub> that pose limitations for a catalytic cycle. The first issue is that H<sub>2</sub> cannot be activated, so H<sub>2</sub> surrogates such as Me<sub>2</sub>NHBH<sub>3</sub> or [C<sub>5</sub>H<sub>6</sub>Me<sub>4</sub>NH<sub>2</sub>]/[HB(C<sub>6</sub>F<sub>5</sub>)<sub>2</sub>(C<sub>7</sub>H<sub>11</sub>)] were utilised as stoichiometric reductants. Secondly, the boron centre in this FLP is more oxophilic, so the last step required quenching with D<sub>2</sub>O to cleave the B–O bond.

In another stoichiometric system, O'Hare and co-workers synthesised a series of FLPs based on Lewis acid {C<sub>6</sub>F<sub>4</sub>(*o*-C<sub>6</sub>F<sub>5</sub>)<sub>3</sub>B and (C<sub>6</sub>Cl<sub>5</sub>)<sub>3</sub>B with trialkylphosphines as Lewis bases (Scheme 12). The idea of synthesising these FLPs was to achieve a weaker B–O bond to facilitate the cleavage of B–O bond upon reduction and potentially generate a catalytic system. The steric congestion factor was applied as steric bulk at the *ortho* position alone could decrease the B–O bond strength.<sup>53</sup> The synthesised FLPs were exposed to H<sub>2</sub> to form FLP-H<sub>2</sub> as activated salts of the type [R<sub>3</sub>P-H][H-BR<sub>3</sub>]. These salts were then exposed to CO<sub>2</sub> (1 atm) to obtain formatoborates of type **20** in the presence of toluene at 140 °C for 24 h using Young's tap NMR tubes. The formatoborates **20** could also be prepared independently from the reaction of the FLP with formic acid in toluene at room temperature for 16 h (Scheme 12).<sup>54</sup> The formatoborates **20** were subjected to H<sub>2</sub> and heated to 140 °C for 16 h but were not reduced, instead decarboxylation of the formatoborates **20** occurred and hydride salts were formed with no further reductions.

The higher stability of the formatoborates **20** and their decarboxylation at higher temperatures limited this FLP approach for a catalytic reduction of CO<sub>2</sub>.

Following reports on stoichiometric reactions, the first catalytic reduction of CO<sub>2</sub> with an organocatalyst FLP was explored by Fontaine and co-workers in 2013. They applied hydroboranes HBR<sub>2</sub> [HBcat (catecholborane), HBpin (pinacolborane), 9-BBN (9-borabicyclo[3.3.1]nonane), BH<sub>3</sub>·SMe<sub>2</sub> and BH<sub>3</sub>·THF] to produce CH<sub>3</sub>OBR<sub>2</sub> or (CH<sub>3</sub>OBO)<sub>3</sub> following reduction of CO<sub>2</sub>. Upon hydrolysis, CH<sub>3</sub>OBR<sub>2</sub> or (CH<sub>3</sub>OBO)<sub>3</sub>



Scheme 12 A series of FLPs consisting of C<sub>6</sub>F<sub>4</sub>(*o*-C<sub>6</sub>F<sub>5</sub>)<sub>3</sub>B or (C<sub>6</sub>Cl<sub>5</sub>)<sub>3</sub>B with trialkylphosphines, and their reduction reactions.



Scheme 13 Catalytic performance of **21** in reduction of CO<sub>2</sub> for methanol synthesis (top), and different FLP catalysts tested (bottom).

yield methanol as the final product in up to 99% yield (Scheme 13) with high turnover numbers (TON > 2950) and turnover frequencies (TOF = 853 h<sup>-1</sup>). The intramolecular phosphino-borane catalyst **21** was found to be an efficient catalyst for this reaction.<sup>55</sup> The same authors studied the mechanism of this hydroboration of CO<sub>2</sub> with catalyst **21** using computational and experimental methods. It was found that an intramolecular FLP was involved in every step of the reduction and the simultaneous activation of both, the reducing agent and CO<sub>2</sub>, were the key to efficient catalysis in every reduction step.<sup>56</sup> Furthermore, Fontaine and co-workers synthesised various phosphine-borane derivatives of catalyst **21** with different substituents on boron and phosphorus as shown in Scheme 13 (bottom). These were then tested for hydroboration of CO<sub>2</sub> using HBcat or BH<sub>3</sub>·SMe<sub>2</sub> to generate methoxyboranes. The most active species were derivatives with a catechol unit on boron. They also performed isotope labelling experiments and DFT studies and found that once the formaldehyde adduct was generated, the CH<sub>2</sub>O moiety remained on the catalyst system. The lowest energy barriers were found for concerted activation of catecholborane by the Lewis base and of CO<sub>2</sub> by the Lewis acid. The results show higher potency of “O” for the activation of hydroboranes than “P”.<sup>57</sup> Overall, FLP **21** acted as an efficient catalyst because of two important features: Firstly, **21** did not form an adduct with CO<sub>2</sub>, as seen previously with most FLPs that formed a stable CO<sub>2</sub> adduct. Exposing **21** to 1 atm of CO<sub>2</sub> at room temperature resulted in no spectroscopic change of the solution (by <sup>1</sup>H, <sup>31</sup>P, and <sup>11</sup>B NMR spectroscopy). Also, species **21** remained monomeric in solution without any P–B interaction. Secondly, the CH<sub>2</sub>O moiety was released upon reduction from the catalyst and made **21** available for another reaction. Hence, the higher high turnover numbers and high turnover frequencies for **21**. Later, Stephan and co-workers developed another catalytic method for the reduction of CO<sub>2</sub> using 9-BBN



Scheme 14 Phosphine catalysed CO<sub>2</sub> reduction with 9-BBN.

as a reducing agent and phosphine as a catalyst (Scheme 14). The reaction proceeds *via* an FLP-type CO<sub>2</sub> activation intermediate 22 and the reduction products include boron-bound formate species, 23, the diolate-linked compound 24, and methoxide product 25. Intermediate 26 could be transferred to 25 in the presence of 9-BBN and to 27 in the presence of the boron-bound formate species 23. Derivatives of 27 were isolated and confirmed with single crystal X-ray diffraction analysis. With 0.02 mol% of *t*Bu<sub>3</sub>P, product 25 is obtained in 98% yield at reaction temperature 60 °C. In the best scenario, the catalyst *t*Bu<sub>3</sub>P provides 5556 turnovers of hydride transfers to CO<sub>2</sub> and a TOF of 176 h<sup>-1</sup>.<sup>58</sup>

Instead of forming a classical adduct of *t*Bu<sub>3</sub>P and 9-BBN, this system showed an FLP-type CO<sub>2</sub> activation and subsequent hydride transfer from boron to the carbonyl carbon in 22, releasing *t*Bu<sub>3</sub>P for the next cycle and hence this system worked catalytically for the reduction of CO<sub>2</sub>.

Dang and co-workers reported a theoretical study on a catalytic mechanism for computationally designed bridged P/B FLPs in the activation of H<sub>2</sub> and CO<sub>2</sub>. They found that the reaction follows a one-step concerted mechanism with small reaction barriers (14.8–24.0 kcal mol<sup>-1</sup>). Among the computationally designed bridged FLPs, some were found to successfully reduce CO<sub>2</sub> with molecular hydrogen in two feasible pathways. The first pathway follows immediate hydrogenation of CO<sub>2</sub> after H<sub>2</sub> activation (Scheme 15, top), the second follows CO<sub>2</sub> activation first, then metathesis of H<sub>2</sub> followed by reductive elimination (Scheme 15, bottom). Both catalytic cycles provide the product HCO<sub>2</sub>H from the reduction of CO<sub>2</sub>. From all computationally designed bridged FLPs, straightforward H<sub>2</sub> activation takes place with those that do not have electron

Scheme 15 Two different calculated reduction cycles for CO<sub>2</sub> in bridged FLPs.

donating substitutions on the B's adjacent carbon site, or have a long chain between the B and P.<sup>59</sup>

Xanthene FLPs were computationally investigated using DFT methods [level of theory: B3LYP-D3/6-311+G\*(\*)/M06-2X/6-31G\*(\*) in bromobenzene], and their reduction of CO<sub>2</sub> was modelled as shown in Scheme 16. Differently substituted

Scheme 16 Xanthene FLPs mediated catalytic reduction of CO<sub>2</sub> into formic acid.

xanthenes backbones were investigated, showing that more rigid backbones have lower activation energies for CO<sub>2</sub> hydrogenation.

The formation of P/B-H in the first step was shown to be exergonic and this first intermediate is the catalyst resting stage.<sup>60</sup> The hydride transfer from boron to the carbonyl carbon of CO<sub>2</sub> produces formate and subsequent protonation resulted in the formation of formic acid bringing the xanthenes FLP into the next cycle for the CO<sub>2</sub> reduction.

The incorporation of FLPs into polymers has also seen some success in CO<sub>2</sub> activation. Shaver and co-workers explored the first use of polymeric FLPs to catalyse the incorporation of CO<sub>2</sub> into cyclic ethers for the formation of cyclic carbonates and showed good selectivity (Scheme 17, top). Different phosphines and boranes were explored as the Lewis base and acid in the polymer (Scheme 17, bottom). These poly(FLPs) can easily be recovered and reused after the reaction, however the efficiency of the catalyst gradually decreases due to partial phosphine oxidation and increased crosslinking.<sup>61</sup>

Yan and co-workers developed CO<sub>2</sub>-responsive dynamic gel system based on an FLP for the first time (Scheme 18). Here, CO<sub>2</sub> can be regarded as a “gas glue” which crosslinks the Lewis acidic and Lewis basic sites and forms a new type of a FLP network. The trapped CO<sub>2</sub> FLP network undergoes reversible release of CO<sub>2</sub> upon heating at >60 °C.

The authors found that CO<sub>2</sub>-bridging crosslinks in the network are dynamic covalent linkages, which provides the gel with unique gas-tunable viscoelastic, mechanical, and self-healing characteristics.<sup>62</sup> The authors showed that the same (-B-CO<sub>2</sub>-P-) poly-FLPs are efficient catalysts in transforming amine substrates to formamide derivatives using the CO<sub>2</sub> poly-FLP as the starting point.



Scheme 18 CO<sub>2</sub>-responsive dynamic gel system based on a FLPs.

Various amines were screened and the yields for the formamide products were in the range of 41–99% with TON = 420–14 800. The highest TON of 14 800 was observed for diethylamine giving 99% yield of the corresponding diethylformamide product (Scheme 19).<sup>63</sup> CO<sub>2</sub> bridges the polymer chains and a CO<sub>2</sub>-triggered micellisation was obtained. Addition of PhSiH<sub>3</sub> and R<sup>1</sup>R<sup>2</sup>NH resulted in the desired formamide products and regenerated the polymer. After separation of the products re-micellisation of the polymers was performed with CO<sub>2</sub> and a reusable catalytic system was established with a high turnover number.

Erasmus and co-workers developed efficient FLPs supported on silica nano-powder for CO<sub>2</sub> capture.<sup>64</sup> A series of CO<sub>2</sub> adducts **28** were synthesised by reacting silica nanopowder supported Lewis acids and dissolved Lewis bases in pentane with CO<sub>2</sub> (2 bar) which was passed through the pentane mixture at -65 °C. At room temperature these adducts were observed to be reversible in nature (Scheme 20, top).

In a similar manner a series of silica nano-powder supported FLP-CO<sub>2</sub> adducts **29** were synthesised from silica nano-powder supported Lewis bases and dissolved Lewis acids. The silica nanopowder supported FLPs were also explored for the conversion of CO<sub>2</sub> to formic acid using hydrogen gas. Initially, the activation of H<sub>2</sub> was done by the supported Lewis acid/bases with FLP partners to obtain [-BH]<sup>-</sup> [HP-]<sup>+</sup> salts. Furthermore, introducing CO<sub>2</sub> to these salts resulted in HCO<sub>2</sub>H and regenerated the FLPs. HCO<sub>2</sub>H is a protic polar molecule and has tendency to form O...H bonds with the free -OH functionalities on the silica. The main reason for the release of HCO<sub>2</sub>H from the system after reduction was the immobility of silica nano-powder bound Lewis acids (or Lewis bases) and so did not inhibit the activity of the FLPs.



Scheme 17 Polymeric FLP-catalysed reaction of ethers and CO<sub>2</sub> for cyclic carbonate formation (top), and polymers used (bottom).



Scheme 19 -B-CO<sub>2</sub>-P- poly-FLPs in formamide synthesis.



Scheme 20 FLPs supported on silica nano-powder for CO<sub>2</sub> capture.Fig. 6 Structures of N-CO<sub>2</sub>-B adducts. PMP = 1,2,2,6,6-Pentamethylpiperidine.

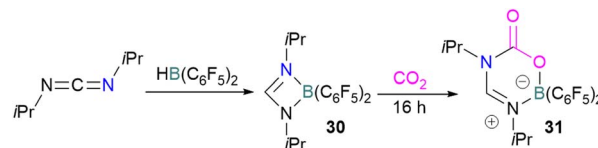
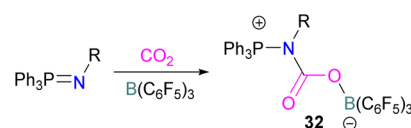
In FLP systems having a P-basic centre, activation of CO<sub>2</sub> proceeds *via* the formation of a P-C bond, and depending on the type of reactive acidic site a B-O, Al-O or Ga-O bonds are generated, often in a reversible manner. Alkyl phosphines *i*Pr<sub>3</sub>P or *t*Bu<sub>3</sub>P alone could not activate the CO<sub>2</sub> molecule. It is known that the presence of a Lewis acidic component is not necessary for capturing CO<sub>2</sub> when very electron rich P-nucleophiles are used.<sup>65</sup>

### Borane/nitrogen FLPs for CO<sub>2</sub> activation

In addition to phosphorus as a Lewis base in FLP-CO<sub>2</sub> activation and reduction, there has been a wealth of FLPs described in the literature that use a nitrogen Lewis base in combination with a boron Lewis acid. A selection of the corresponding FLP-CO<sub>2</sub> adducts are displayed in Fig. 6.<sup>66,67</sup>

Stephan and co-workers reported a new synthetic method for making boron amidinates. The strained ring boron amidinate derivative **30** was prepared by reacting Piers' borane, HB(C<sub>6</sub>F<sub>5</sub>)<sub>2</sub>, with isopropyl carbodiimide. **30** was then successfully employed to trap CO<sub>2</sub> incorporated into a new heterocycle **31** (Scheme 21). Compound **31** was fully characterised along with a single crystal X-ray diffraction structure.<sup>68</sup> A theoretical study on the reaction of **30** with CO<sub>2</sub> found a concerted addition mechanism.

In this reaction, the C-atom and O-atom of CO<sub>2</sub> inserts into the B-N bond of **30** and forms the C-N and B-O bonds simultaneously. The frontier orbitals involved in the reaction mechanism were investigated as well as electric charge analysis and showed that results were consistent with charge transfer from HOMO of **30** to the LUMO of CO<sub>2</sub>.<sup>69</sup> In another findings, Chat-taraj and co-workers have studied this boron amidinate **30** as a bridged B/N FLP.<sup>70</sup> They compared **30** with a P/B bridged system shown in Scheme 15 which describes two types of cycles. In this work, a similar process shows that CO<sub>2</sub> hydrogenation with amidinate **30** leads to formic acid (HCO<sub>2</sub>H) as the final product. In the proposed mechanisms, either H<sub>2</sub> is activated by the Lewis basic centre of the FLP, and CO<sub>2</sub> is activated by the Lewis acidic centre of the FLP, or alternatively, CO<sub>2</sub> can be activated by Lewis basic centre of the FLP and H<sub>2</sub> by Lewis acidic centre of the FLP. In both cases, simultaneous activation of CO<sub>2</sub> and H<sub>2</sub> by a single TS was confirmed by Natural Bond Orbital (NBO) analysis and this TS is the rate determining step. From energy decomposition analysis (EDA), in the TS geometry it was found that electron density was donated from the HOMO of FLP to the LUMO of H<sub>2</sub> and electron density from HOMO of H<sub>2</sub> molecule to the LUMO of CO<sub>2</sub>.<sup>70</sup> Stephan and co-workers have also utilised phosphinimines and B(C<sub>6</sub>F<sub>5</sub>)<sub>3</sub> to explore FLP reactivity, Ph<sub>3</sub>P=NR with B(C<sub>6</sub>F<sub>5</sub>)<sub>3</sub> and CO<sub>2</sub> produced the adducts **32** (R = Ph, C<sub>6</sub>F<sub>5</sub>) (Scheme 22).<sup>71</sup> Figueroa and co-workers observed that (boryl)iminomethane **33** reacts

Scheme 21 Synthesis of boron amidinates and reaction with CO<sub>2</sub>.Scheme 22 Activation of CO<sub>2</sub> using phosphinimines and B(C<sub>6</sub>F<sub>5</sub>)<sub>3</sub>.



Scheme 23 CO<sub>2</sub> adduct of (boryl)iminomethane. Dipp = 2,6-Diisopropylphenyl.

intramolecularly with CO<sub>2</sub> and forms a five-membered ring **34** in a 1,2-cyclohexyl shift (Scheme 23). Due to the 1,2-cyclohexyl shift, product **34** is stable and prevents the release of CO<sub>2</sub>, exhibiting irreversibility. Heating of the solution of **34** to 80 °C showed no release of CO<sub>2</sub>. Likewise, heating of the solid sample of **34** to 150 °C under vacuum did not display any CO<sub>2</sub> release either.<sup>72</sup>

N/B CO<sub>2</sub> adducts have also been used in subsequent stoichiometric transformations. It has been previously reported that TMP [2,2,6,6-(tetramethylpiperidine)] along with B(C<sub>6</sub>F<sub>5</sub>)<sub>3</sub> splits H<sub>2</sub> heterolytically and forms the ion pair [TMPH][HB(C<sub>6</sub>F<sub>5</sub>)<sub>3</sub>].<sup>73</sup> O'Hare and co-workers utilised this ion pair [TMPH][HB(C<sub>6</sub>F<sub>5</sub>)<sub>3</sub>] to insert CO<sub>2</sub> into the B–H bond forming a formatoborate complex **35** at elevated temperatures. Compound **35** can also be obtained from the reaction of TMP, B(C<sub>6</sub>F<sub>5</sub>)<sub>3</sub> and HCO<sub>2</sub>H (Scheme 24). The structure of **35** was confirmed by single crystal X-ray diffraction analysis.<sup>74</sup> The formatoborate complex **35** could be transformed to produce MeOH by applying more equivalent of ion pair [TMPH][HB(C<sub>6</sub>F<sub>5</sub>)<sub>3</sub>]. The formation of [(C<sub>6</sub>F<sub>5</sub>)<sub>3</sub>B–OH]<sup>–</sup> is an obstacle for this method to be developed into a catalytic transformation. A similar FLP system consisting of 2,6-lutidine/B(C<sub>6</sub>F<sub>5</sub>)<sub>3</sub> has also been shown to split H<sub>2</sub> heterolytically to form borohydride salt [(CH<sub>3</sub>)<sub>2</sub>C<sub>5</sub>H<sub>3</sub>NH][HB(C<sub>6</sub>F<sub>5</sub>)<sub>3</sub>].<sup>75</sup> Mayer and co-workers applied this salt for the activation of CO<sub>2</sub> at 4 atm pressure and at room temperature. The air-stable formatoborate complex **36** (Scheme 25) resulted and its structure was confirmed by X-ray diffraction analysis.<sup>76</sup> Compared to **35**, Mayer and co-workers observed that **36** on heating to 80 °C resulted only in decomposition instead of transforming to other CO<sub>2</sub> reduced products. This restricts the method to obtain only formatoborate complex **36** in a stoichiometric way. Fontaine and co-workers explored the hydrogenation of carbon dioxide using intramolecular *o*-phenylene bridged B/N FLPs **37** (Scheme 26). When R = 2,4,6-Me<sub>3</sub>C<sub>6</sub>H<sub>2</sub>, the FLP species forms the formyl, acetal and methoxy derivatives **38**, but when R = 2,4,5-Me<sub>3</sub>C<sub>6</sub>H<sub>2</sub>, the boron-linked product **39** formed instead.<sup>77</sup>



Scheme 24 Formation of a formatoborate complex with the TMP/B(C<sub>6</sub>F<sub>5</sub>)<sub>3</sub> FLP.



Scheme 25 Formation of a formatoborate complex with the 2,6-lutidine/B(C<sub>6</sub>F<sub>5</sub>)<sub>3</sub> FLP.



Scheme 26 Hydrogenation of CO<sub>2</sub> using intramolecular B/N FLPs.

Catalytic transformations of CO<sub>2</sub> have also been successful using B/N FLP systems. To address the catalytic shortcomings of the reaction developed by O'Hare and his group using the FLP



Scheme 27 Converting stoichiometric CO<sub>2</sub> reduction into a catalytic process by adding excess B(C<sub>6</sub>F<sub>5</sub>)<sub>3</sub> and Et<sub>3</sub>SiH to the TMP/B(C<sub>6</sub>F<sub>5</sub>)<sub>3</sub> FLP system.



TMP/B(C<sub>6</sub>F<sub>5</sub>)<sub>3</sub> for the reduction of CO<sub>2</sub> with H<sub>2</sub> to form methanol, Piers and co-workers developed a catalytic method by adding silane to the reaction mixture with excess B(C<sub>6</sub>F<sub>5</sub>)<sub>3</sub> to form methane (Scheme 27).<sup>78</sup> They also reported that when Et<sub>3</sub>SiH was not added to the reaction, then the CO<sub>2</sub> adduct as the salt [TMP-CO<sub>2</sub>-B(C<sub>6</sub>F<sub>5</sub>)<sub>3</sub>][TMPH] was formed. As seen in other systems, the formation of the CO<sub>2</sub>-adduct is reversible, however, when Et<sub>3</sub>SiH is added then it provided the [TMPH][HB(C<sub>6</sub>F<sub>5</sub>)<sub>3</sub>] salt along with a triethylsilyl carbamate **40**.<sup>78</sup>

For this reaction, Wang and co-workers carried out computational studies to look at the mechanism of CO<sub>2</sub> reduction to methane with Et<sub>3</sub>SiH catalysed by the ion pair [TMPH][HB(C<sub>6</sub>F<sub>5</sub>)<sub>3</sub>] in combination with B(C<sub>6</sub>F<sub>5</sub>)<sub>3</sub> in detail. The mechanism proposed by Piers was confirmed to be energetically feasible in this study. The reduction proceeds *via* CO<sub>2</sub> insertion into [TMPH][HB(C<sub>6</sub>F<sub>5</sub>)<sub>3</sub>], followed by three successive hydride transfers from Et<sub>3</sub>SiH to the CO<sub>2</sub> centre. It was confirmed that the insertion of CO<sub>2</sub> into the H-B bond of [TMPH][HB(C<sub>6</sub>F<sub>5</sub>)<sub>3</sub>] proceeds in a stepwise manner with H<sup>δ+</sup> and H<sup>δ-</sup> in the salt first transferring to CO<sub>2</sub> to form **41** (Scheme 27, insert).

The role of B(C<sub>6</sub>F<sub>5</sub>)<sub>3</sub> was also found to be important since it promotes hydride transfer and acts as a shuttle to bring H<sup>δ-</sup> from Et<sub>3</sub>SiH to CO<sub>2</sub>.<sup>79</sup> Overall, additional B(C<sub>6</sub>F<sub>5</sub>)<sub>3</sub> activates the silane reducing agent, Et<sub>3</sub>SiH, producing Et<sub>3</sub>Si<sup>+</sup> as a good oxygen acceptor and thus promotes the catalytic deoxygenation of CO<sub>2</sub> to CH<sub>4</sub>.

Cantat and co-workers explored nitrogen bases such as TBD (triazabicyclodecene), Me-TBD (MTBD), DBU (1,8-diazabicyclo[5.4.0]undec-7-ene), and others for the reduction of CO<sub>2</sub> in the

presence of 9-BBN or CatBH. The reactions were performed at room temperature and a TON of up to 648 was achieved (Scheme 28). In this process, CO<sub>2</sub> is initially reduced to a borlyformate which then undergoes reduction firstly to an acetal and then a methoxyborane. The stoichiometric reaction of TBD-CO<sub>2</sub> and 9-BBN in THF forms product **42** along with other reduced products (Scheme 28). Compound **42** was analysed by single crystal X-ray diffraction and it was found that the acidic NH proton in the TBD-CO<sub>2</sub> adduct was replaced with a 9-BBN unit. Compound **42** can be considered as a nitrogen/boron FLP system trapped with CO<sub>2</sub>. A mechanism was proposed based on rigorous control experiments. In **42**, CO<sub>2</sub> behaves as a Lewis base and coordinates to the hydroborane R<sub>2</sub>BH to form adduct **43**, which enables hydride transfer from the borane to carbon and forms **44**. Compound **42** is regenerated when CO<sub>2</sub> is applied, releasing the boron formate and thus catalysed the system for CO<sub>2</sub> hydroboration. Finally, the boron formate is reduced to the methoxyborane. It is important to note that for MTBD it was found that the reaction proceeds with the activation of borane followed by the capture of CO<sub>2</sub>.<sup>80</sup>

Stephan and co-workers inadvertently discovered a new class of N/B molecule **45**, that consists of a strong Lewis basic phosphorus centre and weak Lewis acidic boron centre which makes it a suitable FLP system. They utilised FLP **45** in the reduction of CO<sub>2</sub> (5 atm) at 60 °C with BH<sub>3</sub>·SMe<sub>2</sub> as a reducing agent and obtained a boroxine product (Scheme 29).<sup>81</sup> The reduction of CO<sub>2</sub> was observed catalytically in this case due to the presence of a strong basic centre and a weak Lewis acid that facilitates lability of the reduced CO<sub>2</sub> fragments. This shows a difference to FLPs composed of a strong Lewis acid in which only stoichiometric reduction was observed, as in the case of **18** where 1,2-C<sub>6</sub>H<sub>4</sub>(BCl<sub>2</sub>)<sub>2</sub> is the Lewis acid (Scheme 11).

Zhang *et al.* found that 4 equivalents of BH<sub>3</sub>·NMe<sub>3</sub> and catalytic 6-amino-2-picoline could be used to formylate secondary amines. The proposed mechanism proceeds through dehydrocoupling of the amineborane and catalyst to form an intramolecular FLP **46**, which reacts with CO<sub>2</sub>. The activated CO<sub>2</sub> is then inserted into the N-B bond which is subsequently reduced by borane with loss of H<sub>2</sub>BOBH<sub>2</sub> to give the methylated amine (Scheme 30).<sup>82</sup>

For the activation of CO<sub>2</sub> using FLPs, many arrangements of plausible Lewis pairs are possible. Hence, it is a challenge to find a particular combination that is superior for catalysing CO<sub>2</sub> reduction.

With this in mind, Corminboeuf and co-workers proposed a map of chemical composition of FLPs for their activity towards

Catalytic CO<sub>2</sub> reduction by MTBD:



Formation of TBD-CO<sub>2</sub>-BBN adduct:



Mechanistic cycle:



Scheme 28 Catalytic reduction of CO<sub>2</sub> using N-bases and B-H reducing agents.



Scheme 29 Catalytic reduction of CO<sub>2</sub> using FLP **45**.





Scheme 30 Catalytic transformation of CO<sub>2</sub> by *N*-methyl formylation of secondary amines.



Scheme 31 Catalytic transformation of CO<sub>2</sub> to formate using the inverse FLP consisting of tbtb and DBU.

formate product by catalytic hydrogenation of CO<sub>2</sub>. They built the map upon linear scaling relationships, pinpointing specific FLP combinations with complementary acidity and basicity to optimally balance the energetics of the catalytic cycle. Amongst such combinations, they created a library of 60 P/N Lewis bases and 64 triaryl boranes as Lewis acids resulting in a library of 3840 FLPs. Out of these, they experimentally demonstrated the catalytic transformation of CO<sub>2</sub> to formate by using an inverse FLP system obtained from tris(*p*-bromo)tridurylborane (tbtb) as Lewis acid and DBU as the Lewis base. A turnover number of 24 ± 3 was found for this catalytic reaction (Scheme 31). This is the first example of a metal-free CO<sub>2</sub> hydrogenation in which stoichiometric addition of a silylhalide was not required. This was achieved through the fine-tuning of the Lewis acid and base based on their energies of hydride and proton attachment, respectively. Here, the authors conclude that inverse FLPs, with a weaker Lewis acid and strong Lewis base or strong Lewis acid with weaker Lewis base, yet with cumulative high acid–base strength, is the ideal combination to achieve CO<sub>2</sub> hydrogenation. The authors highlight the importance of overcoming both



Scheme 32 CO<sub>2</sub> adducts of bis(boramidinate)ferrocenes.

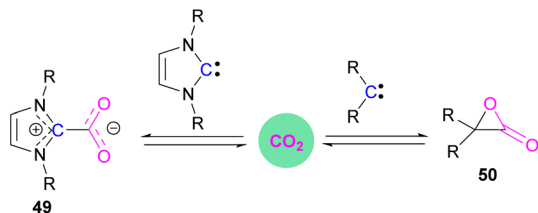
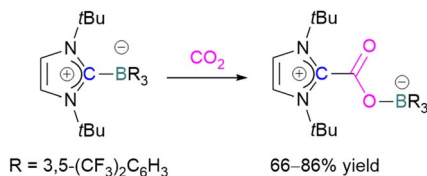
activation barriers to CO<sub>2</sub> activation as well as H<sub>2</sub> activation when targeting catalytic CO<sub>2</sub> hydrogenation.<sup>83</sup>

In 2022, Palomero and Jones reported the preparation of bis(boramidinate)ferrocenes **47** and **48** by hydroboration of 1,1'-dicarbodiimidoferrrocenes. The resulting compounds reacted with CO<sub>2</sub>. The reaction of the BBN derivative **47** with CO<sub>2</sub> (10 atm) to form the mono-CO<sub>2</sub>-bound product as a yellow precipitate (90% conversion) in a process that was highly reversible (Scheme 32). Whilst this precluded isolation of the CO<sub>2</sub>-bound products, such reversibility may be preferable for applications in catalytic hydrogenation, facilitating release of the reduced product and catalytic turnover. Lower pressures of CO<sub>2</sub> were shown to reduce conversion.<sup>84</sup> To allow the use of lower pressures, the more electron-poor bis(pentafluorophenyl)borane analogue **48** was employed. At 5 atm CO<sub>2</sub>, it activated 2 equivalents of CO<sub>2</sub>, although the reaction required two weeks to go to completion.

### Borane/carbon FLPs for CO<sub>2</sub> activation

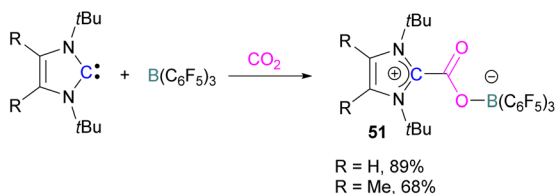
Stable *N*-heterocyclic carbenes (NHCs) upon reaction with CO<sub>2</sub> form a mesomeric betaine **49** having a C–C bond between the



Scheme 33 Reaction of carbenes with CO<sub>2</sub>.Scheme 34 First carbene based FLP system for CO<sub>2</sub> activation.

carbene and CO<sub>2</sub>. On the other hand, very reactive carbenes can form oxiranones **50** (Scheme 33). The product remains in equilibrium with the starting substrates. Most attention has been focused on stable sterically hindered NHCs amongst all carbenes for the activation of small molecules,<sup>85</sup> and several carbenes in FLP systems have been explored and found to be efficient in the activation of CO<sub>2</sub>.<sup>86</sup>

The first carbene based FLP system to activate CO<sub>2</sub> was reported by Tamm and co-workers in 2012 (Scheme 34).<sup>87</sup> They showed that exposure of CO<sub>2</sub> to a solution of a bulky carbene (1,3-di-*tert*-butylimidazolin-2-ylidene) and tris[3,5-bis(trifluoromethyl)phenyl]borane, B(3,5-(CF<sub>3</sub>)<sub>2</sub>C<sub>6</sub>H<sub>3</sub>)<sub>3</sub>, in benzene at 60–70 °C, a white precipitate, identified as the FLP-CO<sub>2</sub> adduct was formed. The adduct was isolated in 66% yield. At room temperature this adduct was also obtained on exposure of CO<sub>2</sub> to the solution of the FLP in benzene with a 24 h reaction time and a higher yield of 86% was isolated.

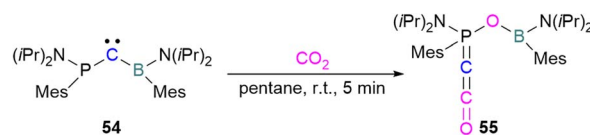
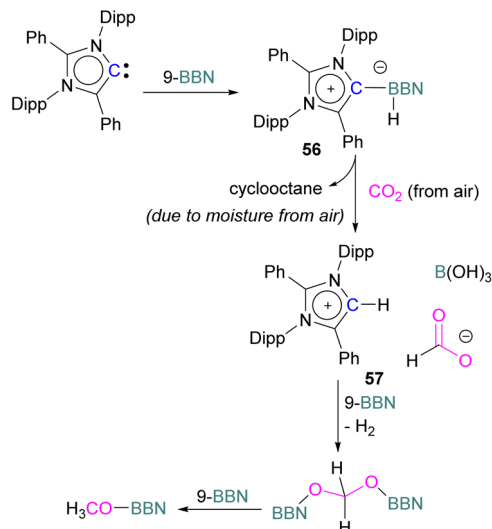
Scheme 35 Capture of CO<sub>2</sub> with NHC/B(C<sub>6</sub>F<sub>5</sub>)<sub>3</sub> FLPs.

Scheme 36 Computationally designed carbene/borane derived FLP.

Later, Tamm and his group synthesised a library of carbene based FLP CO<sub>2</sub>-adducts and studied their reaction profile computationally (level of theory: M05-2X/6-311G\*\*). A 1:1 mixture of a bulky carbene and B(C<sub>6</sub>F<sub>5</sub>)<sub>3</sub> with CO<sub>2</sub> provided NHC-CO<sub>2</sub>-B(C<sub>6</sub>F<sub>5</sub>)<sub>3</sub> products **51** in 89% and 68% yield depending on the starting carbene (Scheme 35). From DFT calculations a low energy barrier was observed for the NHC-CO<sub>2</sub>-B(C<sub>6</sub>F<sub>5</sub>)<sub>3</sub> adduct formation (10.4 (R = H) and 12.2 (R = Me) kcal mol<sup>-1</sup>), and it was concluded that steric changes on the NHC were more pronounced than electronic impacts.<sup>88</sup>

Zhu and co-workers computationally designed a boron-based carbene intramolecular FLP **52** and calculated its reactivity with various small molecules, including CO<sub>2</sub>. This FLP with CO<sub>2</sub> forms a zwitterionic species **53** and the authors discuss the important driving force of aromaticity in the final adduct (Scheme 36).<sup>89</sup> Baccero and co-workers exposed boryl(phosphine)carbene **54** to CO<sub>2</sub> (1 atm) and an unusual product **55** was observed. After analysis of the product's structure, it was found that the carbene inserted into the C=O bond of the CO<sub>2</sub>. Thus, incorporating carbon dioxide into the corresponding phosphoryl ketenylidene derivative (Scheme 37).<sup>90</sup>

Stoichiometric reduction reactions with carbene/borane FLPs have been reported.<sup>91</sup> In 2019, Mandal and co-workers prepared an *N*-heterocyclic carbene-borane adduct **56** by reacting an abnormal heterocyclic carbene (aNHC) with 9-BBN. The synthesised NHC-borane adduct **56** was utilised to capture CO<sub>2</sub> from the atmosphere under ambient conditions in benzene overnight. Product **57** was obtained, due to moisture in the air

Scheme 37 CO<sub>2</sub> adduct of a boryl(phosphine)carbene.Scheme 38 NHC-BBN adduct captures CO<sub>2</sub> from the air under ambient conditions and reduction to formate and methoxide.



Scheme 39 Preparation of zwitterionic boron diformate **58** and its use as a catalyst for the reduction of CO<sub>2</sub>.

leading to hydrolysis of 9-BBN and boric acid formation with the release of a cyclooctane molecule. The CO<sub>2</sub> was incorporated as a formate ion. Further treatment of **57** with excess 9-BBN leads to the formation of compound CH<sub>2</sub>(OBBN)<sub>2</sub> with the release of H<sub>2</sub>, and finally converts this to CH<sub>3</sub>OBBN (Scheme 38).<sup>91</sup> This work was presented as a first metal-free system to reduce CO<sub>2</sub> by capturing it from the atmosphere under ambient conditions where CO<sub>2</sub> remains in a concentration of ~400 ppm. Mandal and co-workers later reported the use of the same FLP system for a catalytic reduction of CO<sub>2</sub> in the presence of a range of hydroboranes leading to methoxyborane (Scheme 39). Reaction of the carbene with CO<sub>2</sub> firstly gave the adduct whilst reaction of the carbene with 3 equivalents of 9-BBN in the presence of CO<sub>2</sub>, provided boron diformate **58**. Zwitterionic boron diformate **58** was utilised catalytically with a loading of 0.005 mol% for the conversion of 9-BBN to the methoxide derivative CH<sub>3</sub>O-BBN under a CO<sub>2</sub> atmosphere. Catalyst **58** leads to a TON of 6000, which is the highest TON observed among all the metal-free catalysts investigated at ambient conditions. The key feature of this catalytic process is the formation two equivalents of 9-BBN formate, BBN(OCHO), from the reaction of catalyst **58** with an equivalent of 9-BBN resulting in the release of dihydrogen.

This generates the carbene which further captures a CO<sub>2</sub> molecule regenerating **58** with 9-BBN and thus providing a catalytic process. The 9-BBN formate is finally reduced and hydroborated to CH<sub>3</sub>O-B in a series of steps in the presence of an excess of 9-BBN.<sup>92</sup>

### Borane/silicon FLPs for CO<sub>2</sub> activation

To date there is just one example of a boron/silicon FLP for CO<sub>2</sub> activation. Very recently Mo and co-workers reported the synthesis of a geometrically constrained bis(silylene)-stabilised borylene **59**.<sup>93</sup> Spectroscopic and X-ray analyses reveal that structure **59** has a tricoordinate boron centre with a distorted T-shaped geometry. Computational analysis shows that the HOMO comprises a lone pair of electrons on the boron centre



Scheme 40 Cooperative bond activation of CO<sub>2</sub> with a borylene/silylene compound and catalytic application.

and is delocalised over the Si–B–Si unit. Compound **59** shows single electron transfer reactivity towards B(C<sub>6</sub>F<sub>5</sub>)<sub>3</sub> forming a frustrated radical pair [(SiNSi)B]<sup>•+</sup>[B(C<sub>6</sub>F<sub>5</sub>)<sub>3</sub>]<sup>•-</sup>. The reaction of **59** with CO<sub>2</sub> (1 atm) in C<sub>6</sub>D<sub>6</sub> at room temperature forms a new product **60** by cleaving CO<sub>2</sub> which, upon hydroboration with two equivalent of 9-BBN, forms compound **61** in quantitative yields. The structure of **61** showed that boron and silicon atoms are bridged by boryloxymethylene (CHOBR<sub>2</sub>) formed by the hydroboration of the C=O group. The Si–O–B bridge in **60** was cleaved along with the formation of BH and SiOBR<sub>2</sub> units. Compound **61** can also be obtained directly by treating **59** with CO<sub>2</sub> and 2 equivalents of 9-BBN in C<sub>6</sub>D<sub>6</sub> at room temperature with an isolated yield of 45% (Scheme 40). The catalytic performance of **59** (5 mol%) and **60** (5 mol%) shows an efficient transformation of *N*-methylaniline into the corresponding formamide (92% yields in each case) by capturing and hydroborating CO<sub>2</sub> with HBpin (Scheme 40).<sup>93</sup>

### Borane/germanium FLPs for CO<sub>2</sub> activation

Similar to the silylene described above, germynes are also reported as the Lewis base component of an FLP for CO<sub>2</sub> reduction. Kato and co-workers reported an interesting *N,P*-heterocyclic germylene **62** in 2016, that bears several reactive sites (including a germylene centre) and can activate two CO<sub>2</sub> molecules simultaneously.<sup>94</sup> Compared to classical FLPs, **62** showed unusual behaviour of multi-reactive sites and has been



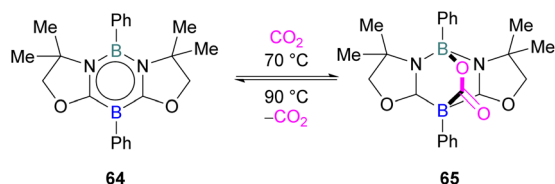


**Scheme 41** *N,P*-heterocyclic germylene in catalytic hydrosilylation of CO<sub>2</sub>.

utilised as a donor component in the Lewis acid–base pair. In fluorobenzene, the *N,P*-heterocyclic germylene **62** reacts with B(C<sub>6</sub>F<sub>5</sub>)<sub>3</sub> at room temperature to give the corresponding adduct **62** B(C<sub>6</sub>F<sub>5</sub>)<sub>3</sub> as colourless crystals in 67% yield (Scheme 41). The authors explored the catalytic reduction of CO<sub>2</sub> with 5 mol% of the FLP adduct **62** B(C<sub>6</sub>F<sub>5</sub>)<sub>3</sub> and the reducing agent Et<sub>3</sub>SiH. The proposed mechanism for CO<sub>2</sub> activation showed that **62** B(C<sub>6</sub>F<sub>5</sub>)<sub>3</sub> reacts with silane Et<sub>3</sub>SiH and forms a cationic germylene **63** which promotes CO<sub>2</sub> hydrosilylation catalytically *via* two possible activation modes **A** and **B** to obtain product H<sub>2</sub>-C(OSiEt<sub>3</sub>)<sub>2</sub> selectively.<sup>94</sup>

### Borane/boron FLPs for CO<sub>2</sub> activation

FLP systems where the same element is used both as the Lewis acidic and Lewis basic reactive centres are rarely observed. One such example was reported by Kinjo and co-workers in 2015



**Scheme 42** Reaction of a 1,3,2,5-diazadiborinine with CO<sub>2</sub>.

with 1,3,2,5-diazadiborinine **64** featuring nucleophilic and electrophilic boron centres within the same molecule.<sup>95</sup>

This first reported intramolecular boron–boron FLP showed high regioselectivity in the reaction with CO<sub>2</sub>, yielding a bicyclic product **65** (Scheme 42). Interestingly, CO<sub>2</sub> activation by **64** was reversible at 90 °C. To obtain insight into electronic features of 1,3,2,5-diazadiborinine **64**, the authors performed DFT calculations [level of theory: B3LYP/6-311G+(d,p)]. NBO analysis showed that the compound possess both nucleophilic and electrophilic boron centres with a formal B(+I)/B(+III) mixed valence system.<sup>95</sup> Later, Zhao and co-workers performed more detailed computational analyses of **64**.<sup>96</sup> They reported  $\pi$  delocalisation over the central ring which extends from the lone pair on (O)  $\rightarrow \pi^*(N-C)$ , and favourable orbital overlap with CO<sub>2</sub> is generated from the electrophilic interaction with the Lewis acidic boron centre and nucleophilic donation to the LUMO+3 of the other boron centre.

Kinjo and co-workers synthesised another class of boron compounds in which the boron acts as a Lewis basic centre.

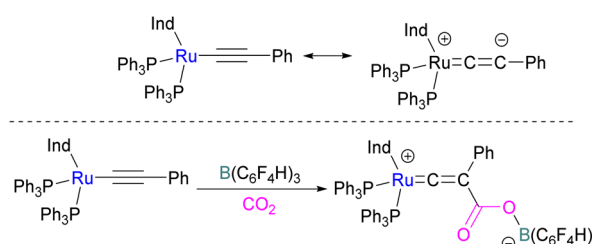
It was found previously that tricoordinate organoboron L<sub>2</sub>PhB: (L = oxazol-2-ylidene) compound **66** does not react with BEt<sub>3</sub>. This is perhaps due to a mismatch of the softness/hardness of the respective boron centres in **66** and BEt<sub>3</sub> based on HSAB (Hard Soft Acid Base) theory in addition to steric hindrance. As compound **66** and BEt<sub>3</sub> do not react, they act like an FLP. Thus **66** and BEt<sub>3</sub> were reacted with CO<sub>2</sub> in toluene at room temperature and the FLP-CO<sub>2</sub> adduct was isolated in 85% yield (Scheme 43).<sup>97</sup>

### Borane/metal FLPs for CO<sub>2</sub> activation

In addition to p-block Lewis bases, transition metal complexes can also act as the Lewis base component of an FLP with boron as the Lewis acid. This is demonstrated using a ruthenium



**Scheme 43** Reaction of tricoordinate organoboron compound with Et<sub>3</sub>B and CO<sub>2</sub>.



**Scheme 44** CO<sub>2</sub> adduct of [( $\eta^5$ -indenyl)Ru(PPh<sub>3</sub>)<sub>2</sub>(CCPh)] and B(C<sub>6</sub>F<sub>4</sub>H)<sub>3</sub>. Ind = Indenyl.





Scheme 45 Activation of CO<sub>2</sub> using Lewis basic platinum(0)-CO complex/B(C<sub>6</sub>F<sub>5</sub>)<sub>3</sub>.

acetylide which is an electron rich species. This can create a Lewis basic  $\beta$ -carbon centre and form an FLP when combined with a Lewis acid (Scheme 44). Stephan and co-workers in 2013 showed that when  $[(\eta^5\text{-indenyl})\text{Ru}(\text{PPh}_3)_2(\text{CCPh})]$  was reacted with  $\text{B}(p\text{-C}_6\text{F}_4\text{H})_3$  no reactivity was observed, indicating that their combination is an FLP in nature. A solution of this FLP, when exposed to CO<sub>2</sub> for 12 h, provided an orange solid in 70% yield and was fully characterised using NMR and single crystal X-ray crystallography as the FLP-CO<sub>2</sub> adduct where the  $\beta$ -carbon centre had attacked the electrophilic carbon centre of CO<sub>2</sub> (Scheme 44).<sup>98</sup>

Wass and co-workers explored reactions with a platinum(0) complex as a Lewis base in the activation of small molecules using a sterically congested boron-based Lewis acid. They found that pairing a Lewis basic platinum(0)-CO complex supported by a diphosphine ligand with  $\text{B}(\text{C}_6\text{F}_5)_3$  acts as a frustrated Lewis pair, to activate CO<sub>2</sub> (Scheme 45). The presence of  $\text{B}(\text{C}_6\text{F}_5)_3$  is important as no activity was observed between the platinum complex and CO<sub>2</sub> in the absence of the borane. In this scenario, Pt(0) acts as a donor of electron and the boron atom acts as the acceptor forming a coordinated Pt-CO<sub>2</sub>-B system. A substitution of CO by CO<sub>2</sub> on platinum was observed after the loss of the CO molecule.

In this process 95% isotopically pure <sup>13</sup>CO<sub>2</sub> was used but the <sup>31</sup>P NMR analysis of the product showed a mixture of <sup>13</sup>C labelled and unlabelled product in a ratio of 4 : 1. The source of unlabelled product must be from the <sup>12</sup>CO in ligand of the starting material. This suggests that a symmetrical  $[\text{C}_2\text{O}_3]^{2-}$  complex forms during the reaction pathway. The proposed mechanism in Scheme 45 suggests that the reaction of the platinum(0)-CO complex and  $\text{B}(\text{C}_6\text{F}_5)_3$  with CO<sub>2</sub> is a metal-mediated oxygen transfer between CO<sub>2</sub> and CO rather than a simple ligand substitution.<sup>99</sup>

In 2013, Berke and co-workers showed an FLP-type activation of CO<sub>2</sub> using a  $[\text{Re}]\text{-H}/\text{B}(\text{C}_6\text{F}_5)_3$  system where the Re-H bond acts as a Lewis base. Catalysts **67** and **68** were prepared stepwise from a rhenium hydride precursor  $[\text{ReH}(\text{PR}_3)_2(\text{NO})\text{Br}]$  (Scheme 46). Initially, the precursor was reacted with  $\text{B}(\text{C}_6\text{F}_5)_3$  and CO<sub>2</sub> in benzene to form the FLP-CO<sub>2</sub> adduct. With a  $\text{P}i\text{Pr}_3$  ligand on the rhenium precursor, insertion of the Re-H into the FLP-bound CO<sub>2</sub> molecule was observed generating **67**. Compound **67** could be hydrogenated with H<sub>2</sub> (1 bar) in toluene at 60 °C for 1 h



Scheme 46 Synthesis of  $[\text{Re}]\text{-CO}_2\text{-B}(\text{C}_6\text{F}_5)_3$  adduct and utilisation as a catalyst in CO<sub>2</sub> reduction.

to give **68** in 99% yield. Both **67** and **68** were screened for the hydrosilylation of CO<sub>2</sub> using Et<sub>3</sub>SiH as a reducing agent (Scheme 46). Catalyst **67** with a loading of 1 mol% provided the  $(\text{Et}_3\text{SiO})_2\text{CH}_2$  product in 87% yield (TON = 89, TOF = 5.9 h<sup>-1</sup>), while **68** provided the reduced product in 89% yield (TON = 95, TOF = 7.3 h<sup>-1</sup>). Similarly, catalysts **67** and **68** were utilised for CO<sub>2</sub> hydrogenation ( $P_{\text{H}_2/\text{CO}_2} = 40/20$  bar) in the presence of TMP as a base. Catalyst **68** provided the formate salt of TMP in 46% yield (TON = 92, TOF = 6.1 h<sup>-1</sup>).<sup>100</sup>

In another study, Agapie and co-workers investigated the effects of the Lewis acid  $\text{B}(\text{C}_6\text{F}_5)_3$  towards the conversion of CO<sub>2</sub> to CO and water using a molybdenum complex (Scheme 47).<sup>101</sup> The activation of CO<sub>2</sub> was found to be linearly related to the strength of the Lewis acid. When a labile Mo(0)-CO<sub>2</sub> adduct interacts, it will increase both the degree of activation and the kinetic stability of bound CO<sub>2</sub> as shown in Scheme 47. In contrast to the CO<sub>2</sub> displacement by a solvent that is predominantly observed in the absence of a Lewis acid, in the presence of  $\text{B}(\text{C}_6\text{F}_5)_3$  and  $[\text{H}(\text{Et}_2\text{O})_2][\text{BAR}^{\text{F}}_{24}]$  ( $\text{BAR}^{\text{F}}_{24}$  = tetrakis[3,5-bis-(trifluoromethyl)phenyl]borate) CO<sub>2</sub> cleavage occurs. This demonstrates the significance of kinetic and thermodynamic aspects in the effective CO<sub>2</sub> reduction





Scheme 47 Mo based FLP for CO<sub>2</sub> activation. BAR<sup>F</sup><sub>24</sub> = tetrakis(3,5-bis(trifluoromethyl)phenyl)borate.

chemistry primarily relying upon bond activation and the residence period of the associated small molecule.

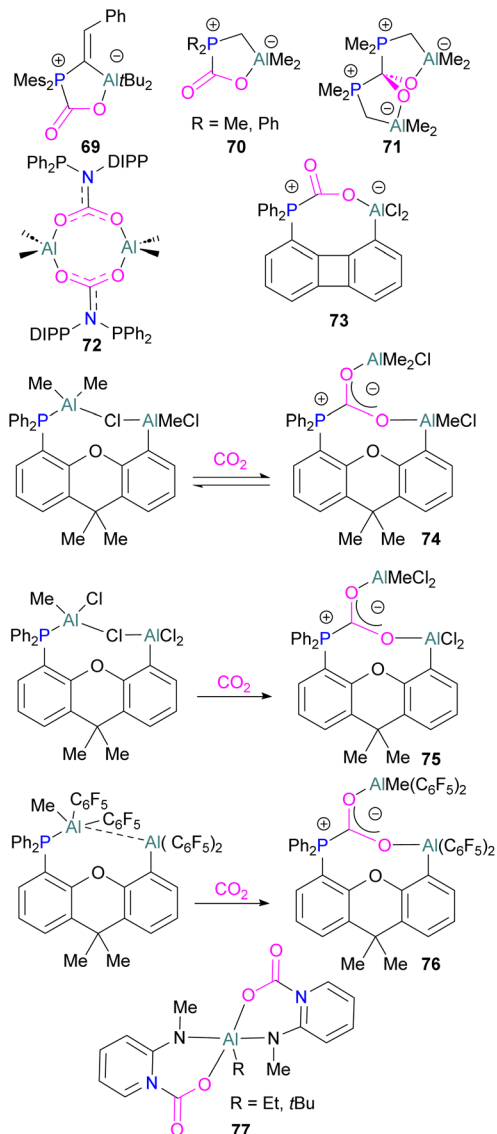
The authors demonstrated that the chemistry of the labile substrate is greatly influenced by the time the substrate resides in the metal's coordination sphere. It is shown that Lewis acid additives promote CO<sub>2</sub> cleavage *via* kinetic stabilisation rather than merely by thermodynamic activation.

One final system to note here uses the boron Lewis acid B(C<sub>6</sub>F<sub>5</sub>)<sub>3</sub> with s-block metal carbonates M<sub>2</sub>CO<sub>3</sub> (M = Na, K, and Cs) for the highly efficient reduction of CO<sub>2</sub> to formate. Amongst the screened metal carbonates, Cs<sub>2</sub>CO<sub>3</sub> showed the highest TON of 3941.<sup>102</sup>

### Aluminium FLPs for CO<sub>2</sub> activation

A number of FLPs based on aluminium Lewis acids have also been reported for CO<sub>2</sub> capture and reduction, although the greater oxophilicity of aluminium (potentially inhibiting product release) means that catalytic hydrogenation has yet to be reported. This oxophilicity also means that, whereas FLPs containing boron Lewis acids typically bind CO<sub>2</sub> in a 1 : 1 : 1 Lewis acid : Lewis base : CO<sub>2</sub> ratio, Al-containing FLPs often bind it in a 2 : 1 : 1 ratio, with both oxygen atoms binding an aluminium centre.<sup>103</sup> Studying FLPs comprised of phosphines and aluminium esters, Smythe *et al.*, showed that the ratio of mono- to bis-bound adduct varies with Lewis acidity.<sup>104</sup>

After exposure to 1 atm of CO<sub>2</sub>, Al(O-C<sub>6</sub>H<sub>4</sub>Cl)<sub>3</sub> bound CO<sub>2</sub> in a predominantly mono fashion (*ca.* 95% mono), whereas the



Scheme 48 Aluminium based CO<sub>2</sub> adducts.

greater Lewis acidity of Al(OC<sub>6</sub>Cl<sub>5</sub>)<sub>3</sub> (*ca.* 1 : 1 mono : bis) and Al(OC<sub>6</sub>F<sub>5</sub>)<sub>3</sub> (*ca.* 75% bis) favoured the bis-bound adduct.

Like boron CO<sub>2</sub> adducts, a range of aluminium FLP-CO<sub>2</sub> adducts are reported (Scheme 48). Uhl and co-workers reported the synthesis of geminal ambiphilic phosphine-aluminium FLPs that can activate CO<sub>2</sub> to form a cyclic adduct **69**.<sup>105</sup> Later, the same authors synthesised AlPC<sub>2</sub>O type heterocycle having *cis/trans* isomeric compounds.<sup>106</sup> Uhl also reported a P-H functionalised Al/P FLP in 2019. The FLP reacts with CO<sub>2</sub> to give a five-membered zwitterionic cycle similar to that in **69**, as typical for vicinal intramolecular FLPs. However, the enhanced acidity of the phosphine means that it can be deprotonated by addition of a base (such as DABCO or *n*BuLi) to give a more stable precipitate.<sup>107</sup> Similarly, Fontaine and co-workers studied the reactivity of the stable Lewis adducts [R<sub>2</sub>PCH<sub>2</sub>AlMe<sub>2</sub> (R = Me, Ph)] and found adducts **70** and **71**.<sup>108</sup> Harder and co-workers reported a geminal Al/P FLP, with a nitrogen rather than the



Scheme 49 Pt/Al bimetallic FLP system in CO<sub>2</sub> activation.

more common carbon linker. Like the carbon-linked Al/P FLP reported earlier by Fontaine, this reacts with CO<sub>2</sub> to give a 2 : 2 eight-membered ring product **72** by insertion of CO<sub>2</sub> into the Al-linker bond with *cis*- and *trans*-isomers.<sup>109</sup> Limberg *et al.* utilised a biphenylene backbone to prepare a strained intramolecular P/Al-based FLP which was reacted with CO<sub>2</sub> (2 bar) at room temperature for 5 minutes in deuterated dichloromethane to obtain adduct **73**.<sup>110</sup> They also reported xanthene-linked intramolecular Al/P FLPs containing two Al centres which are able to activate CO<sub>2</sub>.<sup>111</sup>

In the products **74–76**, the two aluminium centres each bind to one of the CO<sub>2</sub>'s oxygen atoms. The binding strength could be tuned by varying the substituents on aluminium. The more Lewis acidic xanthene-AlCl<sub>2</sub> and xanthene-Al(C<sub>6</sub>F<sub>5</sub>)<sub>2</sub> fragments bind CO<sub>2</sub> irreversibly giving **75** and **76** (Scheme 48), while xanthene-MeClAl binds CO<sub>2</sub> reversibly giving **74** under 2 bar CO<sub>2</sub>, liberating CO<sub>2</sub> when this excess pressure was released. For catalytic applications, this reversible binding is necessary to enable release of the product. Although most CO<sub>2</sub>-binding Al FLPs are Al/P rather than Al/N, one example of an Al/N FLP was described by Brewster in 2020 using the readily available 2-(methylamino)pyridine as ligand yielding **77** upon reaction with 2 equivalents of CO<sub>2</sub>.<sup>112</sup> An example of an FLP-CO<sub>2</sub> adduct with a metal as a Lewis base was provided by Bourissou and co-workers who utilised geminal P-Al ligand [Mes<sub>2</sub>PC(=CHPh)Al*t*Bu<sub>2</sub>/Pt(PPh<sub>3</sub>)] in the activation of CO<sub>2</sub> molecule to obtain an adduct.

In this bimetallic system, platinum acts as the Lewis base and activates the CO<sub>2</sub> molecule by reacting at the carbon centre of the CO<sub>2</sub> molecule and the formed negative charge on one of the oxygen atoms is stabilised by the Lewis acidic aluminium centre (Scheme 49).<sup>113</sup>

Several of these adducts have been used in stoichiometric and catalytic transformations of CO<sub>2</sub>. Stephan and co-workers, reported the synthesis of CO<sub>2</sub> adducts **78** between AlX<sub>3</sub> (X = Cl, Br) and PR<sub>3</sub> (R = Mes) (Fig. 7). Upon treatment of these adducts with excess ammonia borane (NH<sub>3</sub>·BH<sub>3</sub>), an Al-methoxy species was

Fig. 7 Aluminium based FLPs-CO<sub>2</sub> adducts used in CO<sub>2</sub> reduction.Scheme 50 Aluminium based FLP for the stoichiometric reduction of CO<sub>2</sub>.

generated which after hydrolysis resulted in the formation of MeOH at room temperature.<sup>103</sup> To study the steps involved in the reaction, Me<sub>3</sub>N·BH<sub>3</sub> was utilised to reduce the FLP-CO<sub>2</sub> adduct **78** (X = C<sub>6</sub>F<sub>5</sub>, R = *o*-Tol). Along with the methoxy derivatives of alane, compound **79** was isolated and fully characterised.<sup>114</sup> Later, other groups have studied the mechanism for this reaction computationally and explained the reduction of CO<sub>2</sub> trapped FLPs.<sup>115</sup> In other reactions, Stephan and co-workers explored the adducts of **78** (X = Cl, Br, I, C<sub>6</sub>F<sub>5</sub>, OC(CF<sub>3</sub>)<sub>3</sub> and R = Mes, *o*-tolyl) for the stoichiometric transformation of CO<sub>2</sub> to CO.<sup>116</sup>

While fluorination of substituents is a common way to increase Lewis acidity in FLP design, an alternative is the use of a cationic Lewis acid. Harder reported an FLP comprised of Lewis basic PPh<sub>3</sub> and a cationic [Dipp-NacNacAlMe]<sup>+</sup> (NacNac = β-diketiminato ligand) Lewis acid **80**.<sup>117</sup> Exposure of this FLP to CO<sub>2</sub> results in the rapid formation of a stable adduct which upon stoichiometric hydrosilylation with triethylsilane forms compound **81** (Scheme 50). Hydride transfer from Et<sub>3</sub>SiH to the carbon atom of CO<sub>2</sub> generates Et<sub>3</sub>Si<sup>+</sup> which is trapped by the base, PPh<sub>3</sub>, and forms an ion pair [Et<sub>3</sub>SiPPh<sub>3</sub>]<sup>+</sup>[B(C<sub>6</sub>F<sub>5</sub>)<sub>4</sub>]<sup>-</sup>. The insertion of Et<sub>3</sub>Si<sup>+</sup> into an ion pair restricts the system to stoichiometric CO<sub>2</sub> reduction. Otherwise, cleavage of the Al-O bond and transfer of formate ion HCO<sub>2</sub><sup>-</sup> to Et<sub>3</sub>Si<sup>+</sup> would have made the system catalytic.

Scheme 51 Oxygen-bridged geminal Al/P FLP for CO<sub>2</sub> activation and reduction.

An unusual report of an oxygen-bridged geminal Al/P FLP **82** was made by Wickemeyer *et al.* (Scheme 51). It was prepared by reaction of the parent alane and phosphine oxide, giving an initial zwitterionic compound **83** which slowly eliminates H<sub>2</sub> to give the FLP **82**. **82** was found to bind CO<sub>2</sub> to give the heterocyclic CO<sub>2</sub> adduct **84**. The hydrogenated zwitterion **83** can also be generated in small quantities by exposure of the FLP to H<sub>2</sub>. This species bound CO<sub>2</sub> irreversibly, and exposure of the hydrogen adduct to CO<sub>2</sub> gave stoichiometric CO<sub>2</sub> reduction to the aluminium bound formate **85**.

However, the instability of the hydrogen adduct and strong Al–O bond make the system not well suited for catalytic applications (Scheme 51).<sup>118</sup>

Huang *et al.* reported a variety of group 12 and group 13 formamidinate FLPs. While formamidinates are able to coordinate as bidentate ligands, the incorporation of strongly electron-withdrawing C<sub>6</sub>F<sub>5</sub> substituents on nitrogen increases the preference of the monodentate species with a vacant coordination site on the metal. The free “N” and unsaturated metal in proximity are able to act as an FLP,<sup>119</sup> and the compounds' potential for catalytic CO<sub>2</sub> hydrosilylation. While the formamidinates investigated (B, Al, Ga, In and Zn) showed poor activity for this reaction on their own, significantly improved performance was seen when combined with B(C<sub>6</sub>F<sub>5</sub>)<sub>3</sub> or Al(C<sub>6</sub>F<sub>5</sub>)<sub>3</sub>. The highest activity for complete conversion of triethylsilane under 1 bar CO<sub>2</sub> after 10 h at 80 °C was observed with the aluminium formamidinate/B(C<sub>6</sub>F<sub>5</sub>)<sub>3</sub>, yielding almost exclusively CH<sub>4</sub>. Replacing Et<sub>3</sub>SiH with Ph<sub>2</sub>SiH<sub>2</sub> gave selective formation of the bis(silyl ether).

However, mechanistic studies involving the aluminium formamidinate suggest that the catalyst decomposes under the reaction conditions to generate other aluminium species, which were the catalytically active species, and were not identified.

Surawatanawong and co-workers compared the reactivity of geminal P/Al and B/P FLPs with CO<sub>2</sub> and H<sub>2</sub> based on systems previously published by Lammertsma *et al.*<sup>42</sup> The compounds investigated consisted of an sp<sup>2</sup>-carbon bridged FLP (Mes<sub>2</sub>P–C(=CHPh)–EtBu<sub>2</sub>) and an sp<sup>3</sup>-carbon bridged FLP (*t*Bu<sub>2</sub>P–CH<sub>2</sub>–EPh<sub>2</sub>) (E = B, Al). In their comparative study between the geminal B/P and Al/P FLP activation of CO<sub>2</sub> and H<sub>2</sub> (Scheme 52), the main conclusions the authors drew are that the FLPs are more reactive towards CO<sub>2</sub> than H<sub>2</sub>, and that the geminal B/P



Scheme 52 Geminal P/B and P/Al FLPs with CO<sub>2</sub>.

Tandem reduction of CO<sub>2</sub> with a mixed Al/B catalyst:



Mechanism:



Scheme 53 Catalytic reduction of CO<sub>2</sub> by mixed Lewis acids [Al(C<sub>6</sub>F<sub>5</sub>)<sub>3</sub> and B(C<sub>6</sub>F<sub>5</sub>)<sub>3</sub>]. [B] = B(C<sub>6</sub>F<sub>5</sub>)<sub>3</sub>; [Al] = Al(C<sub>6</sub>F<sub>5</sub>)<sub>3</sub>; [Si] = SiEt<sub>3</sub>.

FLPs involve stronger orbital interactions with CO<sub>2</sub> than their Al/P counterparts. Distortion–interaction decomposition showed that the distortion energy in the H<sub>2</sub> fragment is higher than that in the CO<sub>2</sub> transition state leading to a higher energy barrier for H<sub>2</sub> activation than CO<sub>2</sub> activation. This again highlights the importance of considering energy barriers to the activation of both CO<sub>2</sub> and H<sub>2</sub>, similarly highlighted by the work of Corminboeuf above (Scheme 31). The type of geminal linker, sp<sup>2</sup> or sp<sup>3</sup>, was found not to affect the reactivity.<sup>120</sup>

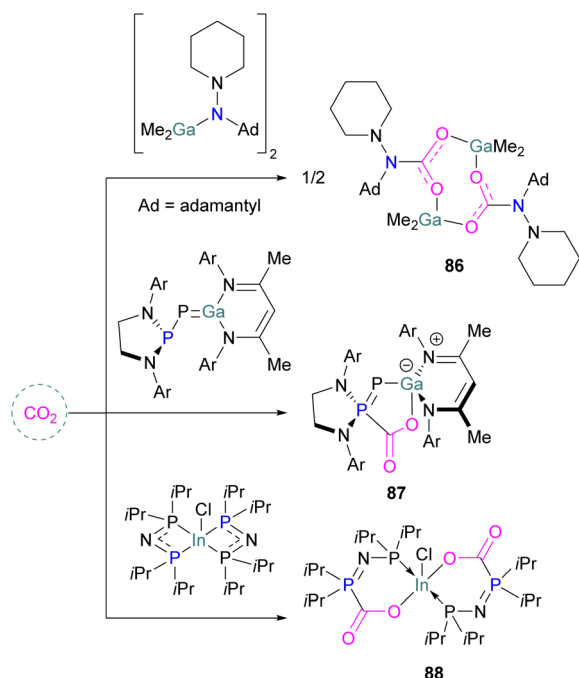
### Base-free CO<sub>2</sub> reduction with group 13 Lewis acids

In the final example using only Group 13 Lewis acids, without a base, Chen and co-workers reported the first example of a mixed Lewis acid system consisting of Al(C<sub>6</sub>F<sub>5</sub>)<sub>3</sub> and B(C<sub>6</sub>F<sub>5</sub>)<sub>3</sub> for the highly selective reduction of CO<sub>2</sub> into CH<sub>4</sub> *via* a tandem hydrosilylation (Scheme 53). The reaction proceeds in a catalytic manner. In the first step, Al(C<sub>6</sub>F<sub>5</sub>)<sub>3</sub> effectively mediates the overall hydrosilylation cycle fixing CO<sub>2</sub> into HCO<sub>2</sub>SiEt<sub>3</sub> by activating the carbonyl group. For this initial transformation B(C<sub>6</sub>F<sub>5</sub>)<sub>3</sub> was found to be inefficient but for the subsequent reduction steps to CH<sub>4</sub> (Scheme 53, steps 2–4) B(C<sub>6</sub>F<sub>5</sub>)<sub>3</sub> was found to be crucial to give CH<sub>4</sub> in up to 94% yield through a frustrated Lewis pair (FLP)-type Si–H activation. The higher Lewis acidity of Al(C<sub>6</sub>F<sub>5</sub>)<sub>3</sub> relative to the corresponding borane led to the formation of stable intermediates ([Al]-substrate adducts and [Al]-intermediates). In this reaction for the overall reduction of CO<sub>2</sub> to CH<sub>4</sub>, the role observed for both Lewis acids are not only complementary but also synergic where the first reduction step is initiated by the aluminium catalyst and later by the boron catalyst.<sup>121</sup>

### Gallium and indium FLPs for CO<sub>2</sub> activation

Examples of homogenous gallium and indium containing FLPs in CO<sub>2</sub> activation are rare although several heterogenous





Scheme 54 FLP type reactivity of homogenous indium and gallium systems with CO<sub>2</sub>.

systems are known for indium (see later). Uhl and co-workers reported a dimeric gallium hydrazide displaying FLP-like reactivity able to insert CO<sub>2</sub> into the Ga–N bond, yielding a seven-membered C<sub>2</sub>O<sub>4</sub>Ga<sub>2</sub> cycle **86** (Scheme 54, top).<sup>122</sup> An atypical example of FLP-like reactivity with CO<sub>2</sub> was also reported by Goicoechea using a phosphanyl phosphagallene.

The compound adds to CO<sub>2</sub> with oxidation of the phosphanyl phosphorus, with gallium bound to the phosphanyl phosphorus and one of the oxygen atoms bound to gallium **87** (Scheme 54, middle).<sup>123</sup> Kemp and co-workers prepared a *P,P*-chelated heteroleptic complex bis[bis-(diisopropylphosphino)amido]indium chloride [(iPr<sub>2</sub>P)<sub>2</sub>N]<sub>2</sub>InCl. In both the solid-state and solution, it was found that CO<sub>2</sub> inserted into two of the four M–P bonds to produce [O<sub>2</sub>CP(iPr<sub>2</sub>)NP(iPr<sub>2</sub>)<sub>2</sub>]<sub>2</sub>InCl **88** (Scheme 54, bottom). Experimental analysis showed that the time taken for the insertion of CO<sub>2</sub> at room temperature in solution condition was less than 1 minute and less than 2 h in the solid–gas reaction. The complex was stable up to 60 °C under vacuum but released CO<sub>2</sub> when heated above 75 °C.<sup>124</sup>

## Group 14 Lewis acids

Compared to group 13, group 14 elements have been less studied as Lewis acid components of FLPs for CO<sub>2</sub> activation and conversion. Although carbenium ions such as trityl are isoelectronic with boron, the activation of CO<sub>2</sub> with carbon Lewis acids within an FLP are not known to the best of our knowledge. Examples with heavier Group 14 Lewis acids are known, however, and are described below.



Fig. 8 Si-based CO<sub>2</sub> adducts.

## Silicon FLPs for CO<sub>2</sub> activation

Silicon cations are highly electrophilic and are therefore good candidates as the Lewis acid component of FLPs for small molecules activation. In addition, CO<sub>2</sub> transformation into products such as benzoic acid, formic acid, and methanol using silicon cations formed from a [Ph<sub>3</sub>C][B(C<sub>6</sub>F<sub>5</sub>)<sub>4</sub>]/R<sub>3</sub>SiH system in different solvents has already been shown to be effective.<sup>125</sup>

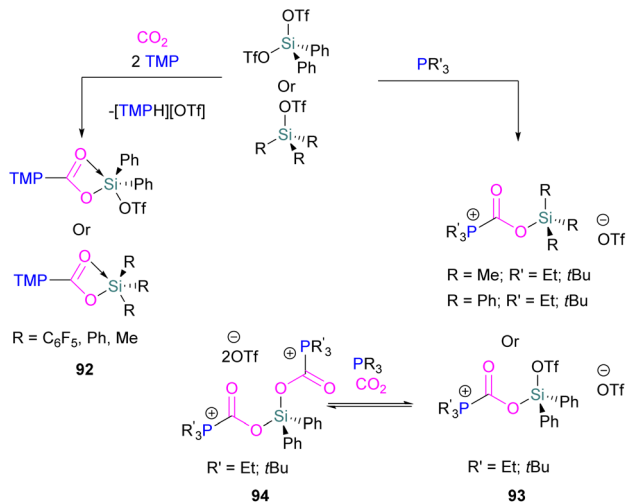
With sterically hindered phosphines, triarylsilylium borates [Ar<sub>3</sub>Si<sup>+</sup>][B(C<sub>6</sub>F<sub>5</sub>)<sub>4</sub>] form FLPs. Müller and co-workers studied a series of silylium ion/phosphane Lewis pairs [Ar<sub>3</sub>Si<sup>+</sup>/PR<sub>3</sub>]. When Ar = Me<sub>5</sub>C<sub>6</sub> and R = *t*Bu or Cy these FLPs were able to activate CO<sub>2</sub> (1 atm, 30 min) in benzene at room temperature to obtain the FLP-CO<sub>2</sub> adducts [R<sub>3</sub>P–CO<sub>2</sub>–SiAr<sub>3</sub>] (Fig. 8).<sup>126</sup> In 2015, Mitzel and co-workers reported the first synthesis of a neutral Si/P FLP (C<sub>2</sub>F<sub>5</sub>)<sub>3</sub>–SiCH<sub>2</sub>P*t*Bu<sub>2</sub> and this was utilised in trapping CO<sub>2</sub> at room temperature as a cyclic adduct **89** in quantitative yields.<sup>127</sup>

The stability of the adduct of a trimethylsilylium and a congested *N*-heterocyclic carbene (**90**) was found to be strongly dependent on the nature of the counterion used in the reaction. The stability was found to increase with decreasing nucleophilicity of the ion X, or increasing Lewis acidity of the silylating agent Me<sub>3</sub>SiX (X = I, OTf, NTF<sub>2</sub>; Tf = SO<sub>2</sub>CF<sub>3</sub>).<sup>128</sup> Tamm and co-workers explored the *N*-heterocyclic carbene-silylium ion frustrated FLP for the synthesis of adduct **90** (Fig. 8).<sup>129</sup>

Like the N/B intramolecular FLP described earlier, Cantat and co-workers synthesised a series of TBDR<sub>2</sub>SiX [R = Me, *i*Pr, Ph; X = Cl, B(C<sub>6</sub>F<sub>5</sub>)<sub>4</sub>, I; TBD = triazabicyclodecene] compounds and utilised them for CO<sub>2</sub> capture to obtain N/Si<sup>+</sup> FLP-CO<sub>2</sub> adducts **91** (Fig. 8). The formation and stability of the adducts are dependent on the steric and electronic environment at the silicon centre.

Among the synthesised series, R = Me and X = Cl was found to be a good FLP adduct in reducing CO<sub>2</sub> to methoxyboranes (R<sub>2</sub>BOMe) using 9-BBN as a reducing agent both in a stoichiometric and catalytic way. The authors carried out DFT calculations in support of their experimental results to explore the role of N/Si<sup>+</sup> FLP-CO<sub>2</sub> adducts in the catalytic reduction of CO<sub>2</sub> with different boranes.<sup>130</sup> They synthesised a series of *o*-phenylene-bridged phosphorus–silicon Lewis pairs and investigated their reactivity towards CO<sub>2</sub> but no reaction was observed.<sup>131</sup> Stephan and co-workers applied silyl triflates of the form R<sub>4–n</sub>Si(OTf)<sub>n</sub> (R = C<sub>6</sub>F<sub>5</sub>, Ph, Me; n = 1, 2; OTf = OSO<sub>2</sub>CF<sub>3</sub>) to activate CO<sub>2</sub> for





Scheme 55 Si-based CO<sub>2</sub> adducts using silyl triflates as Lewis acids.

adduct formation with bulky amines and phosphines (Scheme 55). Silyl triflates Ph<sub>2</sub>SiOTf<sub>2</sub> and R<sub>3</sub>SiOTf (R = C<sub>6</sub>F<sub>5</sub>, Ph, Me) with TMP formed the silyl carbamates **92**. Trialkylphosphines also activate CO<sub>2</sub> in combination with the silyl triflate generating FLP-CO<sub>2</sub> adducts **93**, with the silyl triflates R<sub>3</sub>SiOTf showing reversible CO<sub>2</sub> binding. The bis-CO<sub>2</sub> adduct **94** was obtained at lower temperature (−40 °C) and using excess phosphine.<sup>132</sup>

### Germanium and tin FLPs for CO<sub>2</sub> activation

It has been proven that the cleavage of FLP-CO<sub>2</sub> adducts are quite difficult to great extent due to the strong hard-hard interaction of oxygen and the typical hard Lewis acids used in the FLP system according to the HSAB principle.<sup>133</sup> Ge and Sn are softer elements and are less oxophilic, thus their use could provide beneficial to enable catalytic CO<sub>2</sub> reduction. Although FLPs with a germanium Lewis acidic centre are known and have been shown to activate small molecules, their use in CO<sub>2</sub> activation and conversion is not yet reported.<sup>134</sup>

Mitzel and co-workers reported in 2019 the synthesis of a geminal Sn/P FLP (F<sub>5</sub>C<sub>2</sub>)<sub>3</sub>SnCH<sub>2</sub>PtBu<sub>2</sub> by reacting LiCH<sub>2</sub>PtBu<sub>2</sub> with (F<sub>5</sub>C<sub>2</sub>)<sub>3</sub>SnCl. When the FLP (F<sub>5</sub>C<sub>2</sub>)<sub>3</sub>SnCH<sub>2</sub>PtBu<sub>2</sub> was exposed to CO<sub>2</sub> at −70 °C, it formed an adduct that was found to be reversible at 25 °C.<sup>135</sup> Fernandez performed a theoretical analysis of the FLP systems (F<sub>5</sub>C<sub>2</sub>)<sub>3</sub>E-CH<sub>2</sub>-PtBu<sub>2</sub> (E = Si, Ge, Sn) to understand the effect of the nature of these group 14 elements on their reactivity. Moving down the group, the reactivity of these species is kinetically enhanced (Si < Ge < Sn). Quantitatively, this trend of reactivity was analysed by the “activation strain model” of reactivity in combination with the energy decomposition analysis method. A five-membered TS with CO<sub>2</sub> lead to the experimentally observed zwitterionic products. The model identifies the interaction energy between the deformed reactants as the main factor controlling the reactivity of these geminal FLPs containing Si/Ge/Sn, where the lone pair of phosphorus donates into the π\* orbital of C=O and a stronger electrostatic and orbital interaction is observed for Sn over Si.<sup>136</sup> Similarly, Pati and co-workers computationally



Fig. 9 Substrates and intermediates involved in the FLP activation of CO<sub>2</sub>.

explored the ability of the FLP system (F<sub>5</sub>C<sub>2</sub>)<sub>3</sub>E-CH<sub>2</sub>-D(*t*Bu)<sub>2</sub> where E = Si, Ge, Sn and D = P, N to act as hydrogenation catalysts using CO<sub>2</sub> as a substrate.<sup>137</sup> For the FLPs where D = N, simultaneous proton and hydride migration take place, whereas for D = P FLPs, proton transfer is followed by hydride transfer. NBO analysis shows that LP(O) → σ\*(D-H) and σ(E-H) → π\*(C=O) dominate along the energy profile. From their studies, they predict that FLP (C<sub>2</sub>F<sub>5</sub>)<sub>3</sub>Sn-CH<sub>2</sub>-N(*t*Bu)<sub>2</sub> would be able to perform CO<sub>2</sub> hydrogenation particularly well.

Hulla reported an application of tin-based FLPs in the form R<sub>3</sub>SnX/N-base (R = alkyl and X = OTf<sup>−</sup> or NTf<sub>2</sub><sup>−</sup>) which can catalyse the formation of azoles from *ortho*-substituted anilines *via* complete deoxygenation of CO<sub>2</sub> in the presence of H<sub>2</sub>.<sup>138</sup>

### Computational insights into group 13 and 14 Lewis acids in FLP catalysed CO<sub>2</sub> activation

Grimme reported mechanistic insights, based on extensive DFT calculations, on all steps of the FLP catalysed reduction of CO<sub>2</sub> to boryl formate, H<sub>2</sub>CO, bis(boryl) acetal, and methoxyl borane products in 2020.<sup>139</sup> The work addressed three FLP catalysts that had been previously reported; (i) Fontaine’s B/P intramolecular FLP reported in 2013,<sup>55,56</sup> (ii) Stephan’s intermolecular FLP consisting of *t*Bu<sub>3</sub>P and 9-BBN from 2014,<sup>58</sup> and (iii) Cantat’s 2016 Si/N FLP with 9-BBN (Fig. 9, top).<sup>130</sup> The report unveils the importance of the Lewis-basic CH<sub>2</sub>O “oxide” site in promoting a hydride transfer, from calculations (PW6B95-D3+COSMO-RS//TPSS-D3+COSMO level of theory in THF). Initial formation of a zwitterionic FLP-H<sub>2</sub>CO adduct had been proposed previously and was verified in this report, in the intramolecular FLP reported by Fontaine, this is generated through the Lewis-basic Bcat oxygen atoms **95** (Fig. 9).

Subsequent hydride transfer from the FLP-H<sub>2</sub>CO adduct to CO<sub>2</sub> then forms boryl formate HCOOBcat through a series of steps, identifying the Lewis acidic Bcat group as the ‘base shuttle’. For Stephan’s intermolecular *t*Bu<sub>3</sub>P/9-BBN FLP, a hydride transfer from *t*Bu<sub>3</sub>P-CH<sub>2</sub>O-9-BBN to CO<sub>2</sub> *via* **96** (Fig. 9) is exergonic by −16.1 kcal mol<sup>−1</sup> with a barrier of 7.2 kcal mol<sup>−1</sup>, which is feasible at room temperature. The final reduction step from H<sub>2</sub>C(O-9-BBN)<sub>2</sub> into H<sub>3</sub>CO-9-BBN is the slowest reduction step, with a barrier of 23.3 kcal mol<sup>−1</sup>. Lastly, when investigating the mechanism for Cantat’s Si/N FLP,



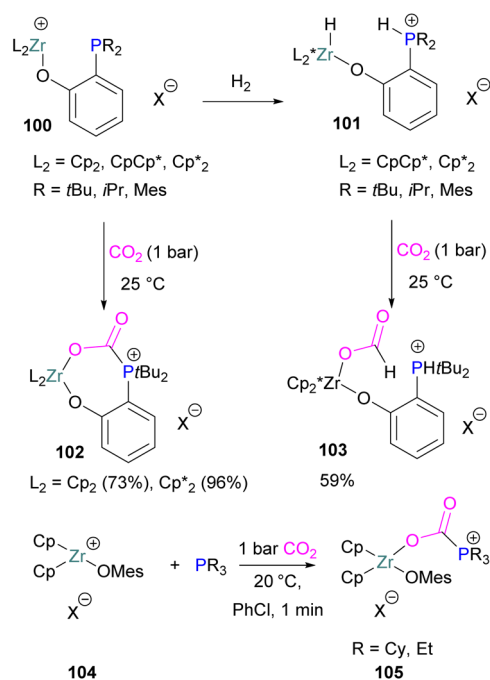
Grimme and co-workers found the neutral adduct between the Lewis-basic N and 9-BBN to be the most energetically favourable starting point. Here, the B-H is partially activated by the Si/N centres. Hydride transfer to CO<sub>2</sub> is then exergonic by  $-7.5 \text{ kcal mol}^{-1}$  via **97** (Fig. 9). In summary, zwitterionic FLP-H<sub>2</sub>CO adducts were found to be the active catalysts, strong oxygen and nitrogen Lewis bases were found to stabilise the hydride transfer steps to CO<sub>2</sub>, and finally, Lewis-acidic groups such as Bcat were found to act as a base shuttle.

## Group 15 Lewis acids

Generally, in FLP chemistry, group 15 elements are employed as the Lewis base component due to the presence of a lone pair when in the +3 oxidation state. Although nitrogen Lewis acids are known in FLPs, and have been used for small molecule activation, their application for CO<sub>2</sub> activation has not been explored.<sup>140</sup> On the other hand, there are a few examples using phosphorus as the Lewis acid. An example was reported by Stephan who prepared a CO<sub>2</sub>-adduct **98** based on intramolecular amidophosphoranes where the phosphorus acts as a Lewis acidic centre and a nitrogen centre in the parent FLP acts as a nucleophilic centre to capture CO<sub>2</sub> (1 atm) at ambient temperatures. Similarly, the bis-CO<sub>2</sub>-adduct **99** (Fig. 10) was also prepared under the same reaction conditions.<sup>141</sup> A detailed computational mechanism was studied for the adduct **98** by Zhu and co-workers. They investigated that ring strain, and the *trans*-influence are the key factors in amidophosphoranes to capture CO<sub>2</sub>.<sup>142</sup>

## Transition metal Lewis acids

Earlier we have discussed examples of how low valent transition metals can act as the Lewis base of an FLP when combined with boron Lewis acids. In this section we will discuss selected reports where the transition metal behaves as the Lewis acid to activate CO<sub>2</sub> in an FLP fashion. Several early examples by Piers reported the use of Lewis acidic scandium complexes in combination with B(C<sub>6</sub>F<sub>5</sub>)<sub>3</sub> and a silane to be operative under an FLP type mechanism to reduce CO<sub>2</sub>.<sup>143,144</sup> Examples by Wass and co-workers in 2011, however, were the first to extend the concept of FLPs to transition metals through the use of cationic zirconocene-phosphinoaryloxide complexes.<sup>145</sup> Wass reported the synthesis of zirconocene-phosphinoaryloxide complexes **100** and their applications in the FLP activation of H<sub>2</sub> to generate **101** and activation of CO<sub>2</sub> to give the FLP-CO<sub>2</sub> adduct **102**. **102** showed no further reaction with H<sub>2</sub>, however **101** could insert



Scheme 56 Reaction of zirconium FLPs with H<sub>2</sub> and with CO<sub>2</sub>. X<sup>−</sup> = [B(C<sub>6</sub>F<sub>5</sub>)<sub>3</sub>]<sup>−</sup>, Cp = cyclopentadienyl, C<sub>6</sub>H<sub>5</sub>; Cp\* = pentamethylcyclopentadienyl, C<sub>5</sub>Me<sub>5</sub>.



Scheme 57 Zr<sup>+</sup>/P Pair system in activation of CO<sub>2</sub>.

into CO<sub>2</sub> under mild conditions to generate **103** (Scheme 56, top). A similar system also reported by Wass focuses on intermolecular zirconium/phosphorus FLPs where a zirconium(IV) cation **104** is combined with a tertiary phosphine. Activation of CO<sub>2</sub> occurred under mild conditions to yield the adduct **105** (Scheme 56, bottom).<sup>146</sup>

Systematic modification of the phosphine Lewis base showed that FLPs with modest Tolman steric parameters are highly reactive and have the maximum selectivity for the intended product. The base was found to affect the selectivity, and PET<sub>3</sub> gave the cleanest results. These later findings demonstrate that transition metal FLPs do not require intramolecular systems and allow for the construction of intermolecular transition metal frustrated or cooperative Lewis pairs. Another zirconium based FLP has been reported by Erker in the form of an intramolecular cationic geminal Zr<sup>+</sup>/P pair **106** which could react with CO<sub>2</sub> to form a five-membered metal-laheterocyclic adduct **107** (Scheme 57).<sup>147</sup> Systems based on **106** have been the subject of theoretical studies for the reactivity of the Zr<sup>+</sup>/P pair system in the activation of CO<sub>2</sub>.<sup>148</sup> Whereas, computational investigations reveal that the activation reaction



Fig. 10 Phosphorus as a Lewis acid in CO<sub>2</sub> capture.



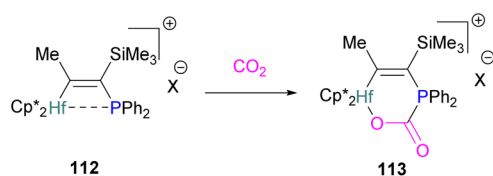


Scheme 58 CO<sub>2</sub> adduct formation using an intramolecular hafnium FLP.

between CO<sub>2</sub> and Zr<sup>+</sup>/P-based FLP-associated compounds is exothermic and coherent, generating a cyclic ring. The Zr<sup>+</sup>-P bond length contributes to the reactivity of these compounds. The donor-acceptor relationship was also found to determine the bonding nature of the activation reactions between CO<sub>2</sub> and Zr<sup>+</sup>/P-based FLP-related compounds. Accordingly, the calculated O=C=O bond stretching distance and O=C=O bending angle relate to the activation energy for CO<sub>2</sub> activation reactions with Zr<sup>+</sup>/P-based FLP-related compounds, in line with Hammond's postulate.

The heavier group 4 metal hafnium has also been shown to undergo FLP-type CO<sub>2</sub> activation between the metal centre and a pendant Lewis basic centre on the ligand.

The hafnium complex **108** was found to react with one or two equivalents of CO<sub>2</sub> to give a series of monometallic and bimetallic CO<sub>2</sub> activated products (**109–111**) depending upon the substituents on the phosphine ligand (Scheme 58).<sup>149</sup> In



Scheme 59 Vicinal hafnium FLP for CO<sub>2</sub> activation. X<sup>-</sup> = [B(C<sub>6</sub>F<sub>5</sub>)<sub>4</sub>]<sup>-</sup>.



Scheme 60 Tungsten-accelerated CO<sub>2</sub> activation.

these complexes, the phosphinoamines binds to hafnium *via* the nitrogen atom, and binds weakly through the softer phosphorus atom. Reaction of metallocene cation complexes [Cp<sup>\*</sup><sub>2</sub>HfMe][B(C<sub>6</sub>F<sub>5</sub>)<sub>4</sub>] with trimethylsilyl-(diarylphosphino) acetylenes yielded internal phosphane stabilised hafnium cations [Cp<sup>\*</sup><sub>2</sub>Hf-C(Me)-C(SiMe<sub>3</sub>)PPh<sub>2</sub>][B(C<sub>6</sub>F<sub>5</sub>)<sub>4</sub>]. As with other vicinal compounds, Hf<sup>+</sup>/P **112** exhibits FLP-like reactivity and generates the adduct **113** when reacted with CO<sub>2</sub> (Scheme 59).<sup>150</sup>

An alternative approach is to use a transition metal to assist CO<sub>2</sub> activation as demonstrated by Streubel and co-workers. The 3-imino-azaphosphiridine complex **114** was prepared and reacted with CO<sub>2</sub> to obtain a heterocyclic compound **115** (Scheme 60).<sup>151</sup>

While numerous creative strategies are being developed for CO<sub>2</sub> capture, there is an increasing interest in using carbon dioxide as a C1 carbon source. The hydrogenation of CO<sub>2</sub> to formic acid and its derivatives is one such well-developed strategy based on Ru.<sup>152</sup> In 2012, Stephan and co-workers developed an elegant catalytic system based on ruthenium hydride **116** (Scheme 61). This salt was explored in the reduction of CO<sub>2</sub> catalytically using HBpin as a reducing agent. One equivalent of **116** and 18 equivalents of HBpin under an atmosphere of CO<sub>2</sub> gave the MeOBPin product catalytically after 96 h at 50 °C. Increasing the ratio of **116**:HBpin to 1:100 resulted in a small increase in the TON.<sup>153</sup> In this system the RuNP ring in the catalyst is similar to FLP systems, and the binding of CO<sub>2</sub> depends upon the cooperative action of the Lewis acidic metal centre with one of the Lewis basic phosphine centres in the ligand. Cleavage of the C-P bond upon reduction with HBpin and a transfer of oxygen from Ru to Bpin allows the system for a catalytic hydroboration of CO<sub>2</sub>. A similar cooperativity between metal and ligand was observed by Crispin and co-workers<sup>154</sup> who reported the synthesis of iridium-pyridylidene complexes [Tp<sup>Me2</sup>Ir(C<sub>6</sub>H<sub>5</sub>)<sub>2</sub>C(CH<sub>3</sub>)<sub>3</sub>C(R)NH] (Tp<sup>Me2</sup> = hydrotris(3,5-dimethylpyrazolyl)borate; R = H, Me, Ph) **117**.



Scheme 61 Catalytic reduction of CO<sub>2</sub> using a Ru-H salt and pinBH.



Scheme 62 Cooperative activation of CO<sub>2</sub> using an iridium catalyst.



Scheme 63 Catalytic reduction of CO<sub>2</sub> with Cu–H/Lewis pair system.

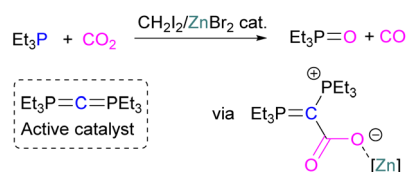
These species can activate a range of small molecules including CO<sub>2</sub> (R=H) in an FLP fashion between a Lewis acidic iridium centre and a Lewis basic nitrogen atom on the pyridyl ligand (Scheme 62).

Similar to the tungsten system described earlier, other metals have been employed to assist classical FLPs in CO<sub>2</sub> reduction. A copper-hydride system has been developed by Bertrand and co-workers for the activation and reduction of CO<sub>2</sub> in synergy with a N/B FLP. Amongst several screened reactions, both stoichiometric as well as catalytic, the authors found that a catalytic system consisting of a (CAAC)CuH (CAAC = cyclic (alkyl)(amino)carbene) **118** with B(C<sub>6</sub>F<sub>5</sub>)<sub>3</sub> in a 1 : 2 ratio and DBU (10 mmol) forms the formate salts of DBU from CO<sub>2</sub> (15 bar) and H<sub>2</sub> (45 bar) when heating the reaction mixture at 100 °C for 24 h in THF (Scheme 63). The key step in this reaction is the insertion of CO<sub>2</sub> into the copper hydride and regeneration of copper hydride with H<sub>2</sub>. While the Cu–H bond readily inserts CO<sub>2</sub>, it is difficult for copper to activate H<sub>2</sub>. Thus, the FLP assists by activating H<sub>2</sub> to allow regeneration of the copper hydride. The TON for this reaction is observed as 1881.<sup>155</sup>

Zinc metal has been explored for the reduction of CO<sub>2</sub> to CO. Stephan reported the *in situ* formation of the catalytically active species Et<sub>3</sub>P=C=PEt<sub>3</sub> through the reduction of CO<sub>2</sub> to CO employing CH<sub>2</sub>I<sub>2</sub>.

This (bis)ylide was found to interact with CO<sub>2</sub>, eliminating the phosphine oxide Et<sub>3</sub>PO as a by-product and forming an interim phosphaketene. The addition of catalytic ZnBr<sub>2</sub> was found to facilitate the process through an FLP-type activation mode and was important for the regeneration of the (bis)ylide with simultaneous removal of CO (Scheme 64).<sup>156</sup> The same authors described Zn-based FLP chemistry for functionalising CO<sub>2</sub>, using *t*Bu<sub>3</sub>P/ZnEt<sub>2</sub> FLPs.<sup>157</sup>

The transition metal based Lewis acids in the activation of CO<sub>2</sub> benefit from a higher coordination number when compared to the lighter main-group Lewis acids that were

Scheme 64 Reduction of CO<sub>2</sub> using phosphaketene/Zn FLPs.

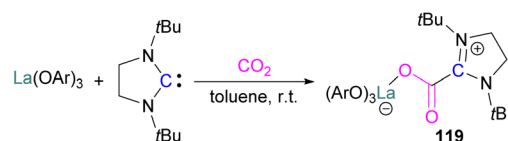
discussed previously. The ability of the TM species, such as in **110** and **116**, to bind CO<sub>2</sub> as well as ligand systems in more intricate intermediary species offers a higher degree of fine-tuning of the stability of adducts formed. Hence, higher turnover numbers may be observed for transition metal systems, as regeneration of the active catalyst species is kinetically more favourable. This may also explain for the more accessible use of H<sub>2</sub> as the reducing source compared to silanes or hydrogen surrogates often used for the main group systems. This is seen for **118** and **100**, whereas main group based Lewis acids frequently require pre-organised reducing sources, limiting the reaction to hydroboration or hydrosilylation of CO<sub>2</sub> rather than direct hydrogenation. Nonetheless, concerns of toxicity and environmental impact drive an increased interest in transition metal free reagents. The work on main-group CO<sub>2</sub> activation has focused on mimicking transition metals in synergistically accepting and donating electrons in the activation of CO<sub>2</sub> with species that combine filled and vacant orbitals.

## Rare earth metals

Rare earth metals are often employed as Lewis acids for a variety of reactions, and have also been employed as Lewis acids in FLPs. Dihydrogen was readily activated by combination of homoleptic rare-earth metal aryloxides, RE(OAr)<sub>3</sub> (RE = La, Sm, and Y) with *N*-heterocyclic carbenes (NHCs) under mild conditions. In addition, the La/NHC pair exhibited FLP-like reactivity towards carbon dioxide, affording 1,2-addition products **119**, as shown in Scheme 65.<sup>158</sup>

## Heterogenous FLPs

Recent discoveries of FLPs as homogeneous catalysts has more recently turned to heterogeneous catalysts which operate by an FLP-type mechanism in which the Lewis acidic and Lewis basic

Scheme 65 La-in CO<sub>2</sub> activation. Ar = 2,6-*t*Bu<sub>2</sub>C<sub>6</sub>H<sub>3</sub>.Scheme 66 In-FLP mediated CO<sub>2</sub> reduction.

centres in the solid structure activate  $\text{CO}_2$ . Here, the understanding the chemistry of reactants, intermediates, and products on surfaces is crucial for designing catalytic nanostructures that transform carbon dioxide into carbon-based fuels. Several systems have been reported using indium as a Lewis acid. For example, indium oxide nanocrystals,  $\text{In}_2\text{O}_{3x}(\text{OH})_y$ , can catalyse the reverse water gas shift reaction, reducing carbon dioxide to carbon monoxide and water.<sup>159</sup> Surface hydroxide groups and oxygen vacancies facilitate this reaction as shown in Scheme 66.

The enhancement of activity in the gas-phase reverse water gas shift process has also been investigated, as well as the distinct photoactive behaviour of pristine and defective indium oxide surfaces.<sup>160</sup> Based on TD-DFT calculations, this study discovered that surface FLP in  $\text{In}_2\text{O}_{3x}(\text{OH})_y$  has Lewis acidic indium sites close to a Lewis basic surface hydroxide. These acquired more acidity/basicity making them more active in the excited state relative to the ground state. In the photochemical reaction this reduces the activation energy relative to the thermal reaction, and could provide a mechanism to design improved photocatalytic systems for solar fuel production. In 2018, Ozin and co-workers, reported a similar system based on a rod-like nanocrystal superstructure of  $\text{In}_2\text{O}_{3-x}(\text{OH})_y$ , that could effectively catalyse the hydrogenation of  $\text{CO}_2$  to methanol under light at atmospheric pressure. The rate of conversion was found to be  $0.06 \text{ mmol g}^{-1} \text{ h}^{-1}$  with a 50% selectivity and a long-term working stability.<sup>161</sup>

Another heterogenous system based on indium has been developed by Wang and co-workers (Fig. 11). The authors developed a photocatalytic material based on a  $\text{ZnIn}_2\text{S}_4/\text{In}(\text{OH})_{3-x}$  heterojunction that works in a cooperative fashion to reduce  $\text{CO}_2$  into  $\text{CO}$  driven by light. The  $\text{ZnIn}_2\text{S}_4$  functions to harvest the light and transport an electron to the FLP-activated  $\text{CO}_2$  on the  $\text{In}(\text{OH})_{3-x}$  surface. In  $\text{In}(\text{OH})_{3-x}$ , the hydroxyl-deficient vacancies ( $\text{OH}_{\text{vs}}$ ) acts as a Lewis acid, and the adjacent hydroxyl groups act as a Lewis base generating the FLP which activates  $\text{CO}_2$ . This composite showed a  $\text{CO}$  formation rate of  $1945.5 \text{ } \mu\text{mol g}^{-1} \text{ h}^{-1}$ .<sup>162</sup>

Above we have seen that heterogenous FLPs can capture and react with  $\text{H}_2$  and  $\text{CO}_2$ , boosting photocatalytic  $\text{CO}_2$  reduction. Isomorphous substitution of  $\text{In}^{3+}$  with  $\text{Bi}^{3+}$  has been found to increase catalytically active surface FLPs. Isomorphous substitution optimises surface catalytic active sites and affects optoelectronic characteristics, improving our understanding of photocatalytic  $\text{CO}_2$  reduction. Such isomorphous substitution will help to develop  $\text{CO}_2$  reduction materials with higher



Fig. 11 An FLP  $\text{ZnIn}_2\text{S}_4/\text{In}(\text{OH})_{3-x}$  (ZIOS) heterojunction system for the reduction of  $\text{CO}_2$  to  $\text{CO}$ .

catalytic performance by tuning surface FLP site strength.<sup>163</sup> Another bismuth containing heterogenous system has been reported by Wang who synthesised Sn-doped  $\text{BiOBr}$  with oxygen vacancies. The synthesised material possesses surface frustrated Lewis acidic (bismuth) and Lewis basic (lattice oxygen) pairs in  $\text{BiOBr}$  through the substitution of  $\text{Bi}^{3+}$  with  $\text{Sn}^{4+}$ .  $4\text{Sn-BiOBr}$  showed the best performance for photocatalytic  $\text{CO}_2$  reduction into  $\text{CO}$  with a yield of  $165.6 \text{ } \mu\text{mol g}^{-1} \text{ h}^{-1}$ .<sup>164</sup> Another main group heterogenous system also reported is  $\text{B}_3\text{P}_3$  doped hexa-cata-hexabenzocoronene, a model of nanographene ( $\text{B}_3\text{P}_3 \cdot \text{NG}$ ) which reacted with carbon dioxide. This multi FLP device binds three  $\text{CO}_2$  molecules sequentially or simultaneously on the  $\text{B}_3\text{P}_3 \cdot \text{NG}$  surface.<sup>165</sup> For the  $\text{CO}_2$  reduction *via* dissociative chemisorption of  $\text{H}_2$ , nanocarbon-based FLP bifunctional catalysts are becoming promising due to their unquenched electron transport capability. One study proposes a nanocarbon-based FLP catalyst for the  $\text{CO}_2$  reduction *via* the dissociative chemisorption of  $\text{H}_2$ .<sup>166</sup>

The catalyst consists of nitrogen/phosphorus doped graphene and  $\text{M}(\text{C}_6\text{F}_5)_3$  ( $\text{M} = \text{B}, \text{Al}, \text{Ga}, \text{In}$ ) as Lewis acids. The study demonstrates the potential of doped carbon-based FLPs as innovative nanostructure catalysts for  $\text{CO}_2$  reduction *via* molecular hydrogen. N-doped FLP catalysts with activation barriers between 0.01 and 0.11 eV are promising for  $\text{CO}_2$  reduction, potentially enabling  $\text{CO}_2$  reduction catalytic material design.

Converting and storing solar energy through light-driven  $\text{CO}_2$  reduction is a promising area of research. A particular approach for converting  $\text{CO}_2$  to methane gas uses hydroxyls inherent on an oxyhydroxide photocatalyst, such as in  $\text{CoGeO}_2(\text{OH})_2$ , as a proton source. Irradiation of  $\text{CoGeO}_2(\text{OH})_2$  causes the lattice hydroxyls to be oxidised by photogenerated holes, leading to the formation of oxygen vacancies (OVs) and protons. These OVs and Lewis acid-base pairs bind  $\text{CO}_2$  and protons to activate it before reducing it to  $\text{CH}_4$ . In the presence



Scheme 67 Heterogenous Ge FLP in the reduction of  $\text{CO}_2$  to  $\text{CH}_4$ .  $\text{M} = \text{Metallic element}$ .



Fig. 12  $CO_2$  coordinated with  $\alpha_2-(P_2W_{17}O_{61})Zn^{8-}$  and 2,4,6-collidine.



Fig. 13 Photocatalytic reduction of  $CO_2$  with FLP- $TiO_{2-x}$ .

of water molecules, the surface lattice hydroxyls regenerate, allowing for continuous  $CO_2$  conversion as shown in Scheme 67. This strategy has the potential to pave the way for a novel use of photocatalysis in the field of energy conversion.<sup>167</sup>

Zinc based heterogeneous systems have also been reported. Neumann and co-workers studied the coordination of  $CO_2$  to a Zn(II) Lewis acid site in Wells–Dawson type polyoxometalates  $\alpha_2-(P_2W_{17}O_{61})Zn^{8-}$  which bound  $CO_2$  in an FLP fashion (Fig. 12). This system reveals two distinct binding modes: stronger “side-on” binding at higher temperatures and weaker “end-on” architectures at lower temperatures.<sup>168</sup> This interaction with 2,4,6-collidine is possible through the development of a frustrated Lewis pair at lower temperatures.

Like the indium oxide systems described above, efficient photocatalysts for  $CO_2$  reduction have also been reported using titanium. Anatase  $TiO_{2-x}$  hierarchical hollow boxes with FLPs can be synthesised through *in situ* topological modification of perovskite as shown in Fig. 13. These structures possess strong adsorption and activation properties, converting  $CO_2$  to CO without auxiliary substances. This innovative approach converts solar energy into chemical energy.<sup>169</sup>

The above examples of heterogeneous FLPs are important for the activation of  $CO_2$  compared to synthesising FLP- $CO_2$  adducts.

There are some challenges to select suitable methods for achieving light absorption, electron–hole separation, energy gap matching for the reduction of  $CO_2$  to different products (product selectivity) in a photochemical way. The examples  $In_2O_{3x}(OH)_y$ ,  $ZnIn_2S_4/In(OH)_{3-x}$ ,  $4Sn-BiOBr$ , and  $CoGeO_2(OH)_2$  are promising systems for the photochemical reduction of  $CO_2$ . The use of clean sources of the reducing agent  $H_2$  in these systems will suppress the chemical waste which is generated when activated reducing agents for the reduction of  $CO_2$  adducts are used.

Several reports of cerium as a Lewis acid in heterogeneous FLPs are reported. Qu synthesised a defect-enriched cerium oxides ( $CeO_2$ ) with constructed interfacial FLPs ( $Ce^{3+}\cdots O^{2-}$ ) that activate  $CO_2$  efficiently *via* the interactions between the carbon atom of the  $CO_2$  molecule with the Lewis basic lattice  $O^{2-}$  in  $CeO_2$ , and the two oxygen atoms of  $CO_2$  with two adjacent



Scheme 68  $CO_2$  reduction using a  $CeO_2$  surface FLP to monomethylcarbonate.

Lewis acidic  $Ce^{3+}$  centres in  $CeO_2$ . This  $CeO_2$  solid material showed FLP-inspired tandem activation of  $CO_2$  and reactions with alkenes to catalytically form selective cyclic carbonates.<sup>170</sup> Davide *et al.* reported that  $CO_2$  activation is shown to occur *via* a bidentate carbonate bridging the FLP through a  $Ce^{3+}$ -to- $CO_2$  charge transfer (Scheme 68).<sup>171</sup> The authors performed a detailed study of the system in which an FLP was formed over a highly defective sample of  $CeO_2$ .

The reaction of  $CO_2$  with MeOH formed monomethylcarbonate through an FLP mechanism involving  $Ce^{3+}$  and oxygen vacancies.

Recently, other cerium based FLP systems have also been explored for the reduction of  $CO_2$  into products such as  $CH_4$  and carbonates.<sup>172</sup>

Finally, it should be noted that there are several metal organic framework (MOF) systems that have Lewis acidic metal centres and Lewis basic ligands that can also act in an FLP manner to activate  $CO_2$ .<sup>173–175</sup>

## Stoichiometric and catalytic reduction of $CO_2$ : scope and limitations

So far, we have witnessed a wealth of FLP systems for  $CO_2$  activation and reduction to different products. In this final section we summarise the key findings of the different FLP systems described in terms of  $CO_2$  activation and the stability of the  $CO_2$  adducts, as well as the  $CO_2$  reduction strategies using hydrogen, silane or borane reducing agents.

### An insight into the stability of $CO_2$ adducts

In this review many different FLP adducts with  $CO_2$  are discussed. Stability of the FLP- $CO_2$  adducts is dependent on different factors, such as the state of the system (solid or solution phase), temperature and conditions (*e.g.* such as applying vacuum), the strength of the Lewis base-C ( $CO_2$ ) and Lewis acid-O ( $CO_2$ ) bonds, steric effects around the ligand attached to the acidic or basic reactive centre, and the geometry of the FLP system either as intra- or intermolecular systems. Several systems undergo reversible  $CO_2$  activation which is highly



dependent upon the geometry of the FLP (intra- or intermolecular) as well as the electronic and steric effects at the Lewis acid and basic sites. Among the described examples of the FLP systems for CO<sub>2</sub> activation, the first was described for the B/P intra- and intermolecular systems. The FLP *t*Bu<sub>3</sub>P/B(C<sub>6</sub>F<sub>5</sub>)<sub>3</sub> with CO<sub>2</sub> was observed to form a stable adduct *t*Bu<sub>3</sub>P-CO<sub>2</sub>-B(C<sub>6</sub>F<sub>5</sub>)<sub>3</sub> at room temperature but, upon heating under vacuum releases CO<sub>2</sub> and regenerates the FLP. The same outcome was observed for intramolecular system **2**, which produces a cyclic adduct with CO<sub>2</sub> with lower stability which decomposes even at -20 °C.<sup>34</sup> When the Lewis base and acid are aligned in a geminal fashion, an increase in reactivity is observed as seen in the formation of adduct **10** with a non-fluorinated FLP.<sup>42</sup> A unique binding mode of CO<sub>2</sub> in the FLP system bis-borane was observed that resulted in compound **9** as a six-membered stable adduct in which two boron Lewis acidic centres in the FLP bind to the two oxygen atoms in the CO<sub>2</sub> molecule. This, however, was not the case for the FLP *t*Bu<sub>3</sub>P/O(B(C<sub>6</sub>F<sub>5</sub>)<sub>2</sub>)<sub>2</sub>, where chelation of CO<sub>2</sub> by two B-centres was not observed due to steric effects and as well as a significant π-character in the B-O bonds supported by crystal structure information.<sup>41</sup> With the more Lewis acidic and oxophilic aluminium Lewis acids, more stable CO<sub>2</sub> adducts were typically observed and in several cases both oxygen atoms of CO<sub>2</sub> bound to a Lewis acidic site, through coordination to two aluminium centres for example in compounds **74–76** and **78**.<sup>103,111</sup> The binding strength could be tuned by varying the substituents on aluminium. The more Lewis acidic centres -AlCl<sub>2</sub> and -Al(C<sub>6</sub>F<sub>5</sub>)<sub>2</sub> bind CO<sub>2</sub> irreversibly, while less Lewis acidic -AlMeCl binds CO<sub>2</sub> reversibly under 2 bar CO<sub>2</sub>, liberating CO<sub>2</sub> when the excess pressure is released. For catalytic applications, this reversible binding is necessary to enable release of the product. In several cases, not only CO<sub>2</sub> activation is observed but also further reactivity of the adduct with the FLP to generate more stable CO<sub>2</sub> activated products. These reactions, however, would be irreversible and therefore stoichiometric. Examples of this have been observed in the B/N FLP **34** in which a cyclohexyl group migrates from boron to an adjacent carbon centre.<sup>72</sup> Overall, in the activation of CO<sub>2</sub> molecule specially in the homogeneous FLP-CO<sub>2</sub> adduct systems, a species that can reversibly form weak adducts of CO<sub>2</sub> with almost no energy barrier in either direction would be an incredible valuable tool to enable catalytic transformations. Alternatively, combinations of LA and LB are promising that show reversible CO<sub>2</sub> binding. Homogeneous and heterogeneous metal based FLP systems have been shown to be very promising in the activation of CO<sub>2</sub> through an FLP mechanism and offer much promise for catalytic turnover (see later).

### CO<sub>2</sub> reductions in FLP systems

As we have seen in this review, the binding and activation modes of small molecules (in this case CO<sub>2</sub> and H<sub>2</sub>) are different in homogeneous (metals and non-metal in inter- and intramolecular) and heterogeneous FLP systems. In homogeneous systems, the combination of Lewis base and acid in frustrated pairs typically cleave the H-H bond heterolytically and form ion pairs [LB-H]<sup>+</sup>[LA-H]<sup>-</sup>. [LA-H]<sup>-</sup> acts as a hydride source and can

#### A. Activation of CO<sub>2</sub> by LA-H



#### B. Activation of CO<sub>2</sub> with transition metal/Lewis acid FLPs



#### C. Activation of CO<sub>2</sub> with transition metal/Lewis base FLPs



#### D. Activation of CO<sub>2</sub> in heterogeneous FLPs



Fig. 14 CO<sub>2</sub> activation mode in different FLP systems.

reduce CO<sub>2</sub> by transferring H<sup>-</sup> to the carbon atom. The oxygen anion generated is then trapped by the Lewis acid generating formates (Fig. 14A). The formation of formate salts of CO<sub>2</sub> with H<sub>2</sub> surrogates [LB-H]<sup>+</sup>[LA-H]<sup>-</sup> are shown as examples in Schemes 12, 24 and 25. To utilise this strategy for CO<sub>2</sub> reduction in a catalytic way has been studied computationally showing a possible reduction of CO<sub>2</sub> to HCO<sub>2</sub>H in Schemes 15 and 16 but practically has not been demonstrated. For a practical feasibility, the ion pair [LB-H]<sup>+</sup> should be able to supply H<sup>+</sup> to the formed formate ion [HCOO-LA]<sup>-</sup>. If this occurs, then the FLP would catalyse hydrogenation of CO<sub>2</sub>, but the limiting factor is the release of the formate from [HCOO-LA]<sup>-</sup> due to the strength of the O-LA bond. In other words, for a catalytic hydrogenation of CO<sub>2</sub> using FLPs, the ion pair [LB-H]<sup>+</sup>[LA-H]<sup>-</sup> should regenerate the free Lewis acid and base following CO<sub>2</sub> reduction. This remains a key challenge in main group FLP-CO<sub>2</sub> reduction and the use of a strong Lewis acid often precludes product release. One strategy to overcome this could be to use inverse frustrated Lewis pair systems. This was observed for the use of excess Lewis base DBU in combination with the Lewis acid tbtb (tris(*p*-bromo)tridurylborane), an inverse FLP as shown in Scheme 31.<sup>83</sup> Another example of catalytic hydrogenation of CO<sub>2</sub> to formate was explored by using K<sub>2</sub>CO<sub>3</sub>/B(C<sub>6</sub>F<sub>5</sub>)<sub>3</sub> with H<sub>2</sub>.<sup>102</sup>

Metal systems as a Lewis basic centre in combination with a Lewis acid show a different way of activating CO<sub>2</sub> and coordinate to the CO<sub>2</sub> molecule through the C=O bond (Fig. 14B) as



seen with Lewis basic Pt, Re and Mo systems. The Lewis acidic component of the FLP then activates the oxygen atom. CO<sub>2</sub> can be found in a reduced state with a Re system where reduction to formate is observed through CO<sub>2</sub> hydrogenation using H<sub>2</sub>. When the transition metal is incorporated as the Lewis acid component of an FLP, then the mode of CO<sub>2</sub> activation is similar to that observed for the main group Lewis acids with TM–O bond formation (Fig. 14C). Here, it is interesting to note that the system before reaction with CO<sub>2</sub> can cleave H<sub>2</sub> heterolytically, similar to other FLPs and the TM–H bond then inserts into the CO<sub>2</sub> molecule. An example for this type of reaction is shown for cationic zirconocene–phosphinoaryloxy complexes in Scheme 56.

Heterogeneous FLPs systems activate CO<sub>2</sub> using a similar concept but *via* a different mechanism (Fig. 14D) and are generally not limited by some of the challenges that main group systems face. In these systems the surface has Lewis acidic metal sites such as indium or titanium. However, the Lewis basic sites are typically an oxygen atom (often as a hydroxy group). This tolerance to hydroxy functional groups is a significant advantage in the heterogenous systems and provides easier routes for CO<sub>2</sub> reduction. In many of the main group FLP systems described herein the strong binding to oxygen centres, while beneficial for CO<sub>2</sub> activation, is detrimental to catalytic turnover.

#### CO<sub>2</sub> reduction by FLPs: using H<sub>2</sub>, activated B–H and Si–H

Several catalytic reduction methods have been developed utilising different FLP systems using different reducing agents. For CO<sub>2</sub> reduction, direct hydrogenation provides the best approach as it is clean and generates no waste. However, many FLP systems, especially those using the main group elements, have used other reducing agents such as silanes or boranes due to the inability of the system to activate H<sub>2</sub> in conjunction with CO<sub>2</sub>. Thus, although some FLPs showed promising results for the CO<sub>2</sub> reduction with a direct use of H<sub>2</sub> gas as a reducing agent, heterogeneous systems have shown to be more promising with the direct use of H<sub>2</sub>. As described by several computational studies considering hydrogenation of CO<sub>2</sub> with only H<sub>2</sub> as the reducing agent, the energy barrier to the

activation of H<sub>2</sub> by the FLP system is generally higher than the activation barrier for that of CO<sub>2</sub>. Fine-tuning of both the Lewis acid's ability to accept a hydride from H<sub>2</sub> and the Lewis base's ability to accept a proton from H<sub>2</sub> is necessary to consequently reduce activated CO<sub>2</sub>. The computational work herein have highlighted the importance for a cumulative high Lewis basicity and acidity, whilst avoiding the combination of a very strong Lewis acid with a very strong Lewis base as this negatively impacts both the activation barriers to H<sub>2</sub> and CO<sub>2</sub>.

For many systems seen in this review, boron reducing agents have commonly been employed in homogeneous systems, for example R<sub>2</sub>BH/HPin. Here either the Lewis base or acid activates the reducing agent towards reduction, as shown in Fig. 15. The first mode of CO<sub>2</sub> reduction with R<sub>2</sub>BH and the Lewis base is the nucleophilic activation of R<sub>2</sub>BH. Strong nucleophiles favor hydride transfer to CO<sub>2</sub> by increasing the hydridicity of the B–H bond (Fig. 15A). Alternatively, the Lewis acids may abstract the hydride of the B–H bond to yield a boron electrophile and convert the Lewis acid catalyst to a strong hydride donor (Fig. 15B).<sup>176</sup> In these two mechanisms, the Lewis acid component is then trapped by the generated oxygen anion. In these cases, the formation of stable CO<sub>2</sub> adducts often hampers catalysis by stabilising the catalyst's resting state. As we have seen above, the FLP catalyst can also activate the CO<sub>2</sub> molecule directly. As CO<sub>2</sub> is a weak Lewis base, this mode of action usually involves a bifunctional activation of CO<sub>2</sub> with the cooperative effect of a Lewis base and a Lewis acid (Fig. 15C). The borohydride reducing agent then can directly hydrogenate this species. In many cases, “activation” of CO<sub>2</sub> in the form of an adduct is both deleterious and necessary to the catalytic activity, as it stabilises the lowest intermediate in the potential energy surface yet prepares CO<sub>2</sub> for the subsequent reduction steps by removing electron density from the carbon by coordination to the Lewis acid. It is noteworthy that future catalytic systems based on this approach should be target compounds that show a lower affinity for CO<sub>2</sub>, based on thermodynamics, yet increase the electrophilicity of the carbon centre. Instead of borane reducing agents, silanes such as Et<sub>3</sub>SiH have also been used for catalytic CO<sub>2</sub> reduction. For example, using R<sub>3</sub>SiH with a Lewis acid, an electrophilic activation is observed similar to the way shown Fig. 15B. Although several examples use H<sub>2</sub> as the reducing agent, this remains a challenge with main group systems and more success has been observed in this regard when using either homogenous or heterogenous transition metal systems.



Fig. 15 Activation of boranes in CO<sub>2</sub> reduction.

#### Stoichiometric and catalytic reduction of CO<sub>2</sub> in FLPs

Various homogeneous and heterogeneous FLPs systems have been investigated for the reduction of CO<sub>2</sub>. It depends on certain properties of the FLP system to guide the CO<sub>2</sub> reduction either for a stoichiometric or a catalytic reaction pathway. For CO<sub>2</sub> adducts, a strong Lewis base and a weak Lewis acid adduct of CO<sub>2</sub> appear suitable for catalytic CO<sub>2</sub> reduction whereas stronger Lewis acids form stable CO<sub>2</sub> adducts. To carry out a catalytic reduction of CO<sub>2</sub> in a zwitterionic system, a first condition is that the bond between O atom of CO<sub>2</sub> and the Lewis





Fig. 16 Mode for facile reduction of CO<sub>2</sub>.

acid should be weak, *i.e.* the Lewis acid should not be too acidic or oxophilic (see Fig. 16). Secondly, the cation of the activated reducing agents (R<sub>2</sub>B-H or R<sub>3</sub>Si-H) after supplying hydride ion should be able to trap the oxygen atom, cleaving the O-LA bond. Here, both the Lewis acid and base are not coordinated, and the system will be able to reversibly activate and reduce CO<sub>2</sub> leading to a catalytic pathway. Several CO<sub>2</sub> adduct systems have been discussed for catalytic CO<sub>2</sub> reductions. Intramolecular FLP **21** acts as an efficient catalyst because it does not form an adduct with CO<sub>2</sub> (as most of the FLPs form stable CO<sub>2</sub> adducts), and the CH<sub>2</sub>O moiety is released upon reduction from the catalyst and thus makes **21** active for another turnover.<sup>55–57</sup> In the *t*Bu<sub>3</sub>P/9-BBN FLP system, hydride transfer from boron to the carbonyl carbon releases *t*Bu<sub>3</sub>P for the next cycle, and hence this system also works catalytically.<sup>58</sup> Another interesting catalytic example is for the TMP/B(C<sub>6</sub>F<sub>5</sub>)<sub>3</sub> FLP system, where Et<sub>3</sub>SiH is employed as a silane reducing agent producing Et<sub>3</sub>Si<sup>+</sup> following B(C<sub>6</sub>F<sub>5</sub>)<sub>3</sub> Si-H activation.<sup>78</sup> Et<sub>3</sub>Si<sup>+</sup> is a good oxygen acceptor and thus promotes the catalytic deoxygenation of CO<sub>2</sub> to CH<sub>4</sub> and (Et<sub>3</sub>Si)<sub>2</sub>O. Although catalytic, the stoichiometric use of silane is not desirable in the longer term and routes that employ H<sub>2</sub> as a hydrogen source should be sought. Making use of FLPs in direct catalytic hydrogenations of CO<sub>2</sub> remain difficult. Although hydride transfer from [LA-H] to CO<sub>2</sub> have been described in this review, the proton transfer from [LB-H] does not occur readily due to the formation of a strong O-LA bond (Fig. 16). Hence, most FLP systems are seen to terminate at adduct formation as O-LA, and although the H<sub>2</sub> activation barrier may have been overcome, full hydrogenation of CO<sub>2</sub> is prohibited. Some success has been achieved with inverse FLP systems (*e.g.* tris(*p*-bromo)tridurylborane (tbtb)/DBU).<sup>83</sup> To obtain a suitable FLP for the direct catalytic hydrogenation of CO<sub>2</sub>, the intrinsic reactivity of each of the components is very important *i.e.*, free energy of proton attachment to the Lewis base and free energy of hydride attachment to the Lewis acid. For high turnover numbers and turnover frequencies, a catalyst should be stable enough and should regenerate in the catalytic cycle. In some of the examples, the highest in carbene system **58** using 9-BBN as the reducing agent, FLPs have shown a good TON and TOF for the reduction of CO<sub>2</sub>. As shown in the latter part of this review, metals and heterogeneous FLPs are generally efficient to activate and use H<sub>2</sub> as a direct reducing source for CO<sub>2</sub>. For example, indium oxide has been found to be a particularly good example of a heterogeneous FLP system where H<sub>2</sub> is directly utilised for the reduction of CO<sub>2</sub>.<sup>159</sup> The potential of transition metals is that they provide reactive sites for the activation of H<sub>2</sub> as well as CO<sub>2</sub>, but in several cases, they are not cost efficient.

## Conclusions

Tremendous progress in CO<sub>2</sub> activation and reduction to value added products in both homogeneous and heterogeneous systems on bench scale has been seen. Both homogenous and heterogeneous transition metal systems, as Lewis acids and bases have been efficient for the reduction of CO<sub>2</sub>. However, main group elements have emerged as alternatives and remarkable progress has been made here. Group 13 elements, boron and aluminium as Lewis acids have been heavily explored combined with Lewis bases such as phosphines, amines, or carbenes. In many cases, activation of CO<sub>2</sub> has been achieved up to full conversion under mild conditions, and in several examples reduced products can be obtained in the form of methanol, formates, acetates and CH<sub>4</sub> upon addition of a silane or borane, or in some cases H<sub>2</sub>. Most commonly, the formation of a zwitterionic product is the initial key activation step in the reduction of CO<sub>2</sub>. However, subsequent product liberation has been seen to be the most limiting step in these reactions, thus limiting the scope of catalytically viable reactions. Currently H<sub>2</sub> is utilised as a reducing agent on industrial scale as it is cheap and widely available, but its use in CO<sub>2</sub> reduction with FLPs is limited and other reducing agents such as hydrosilanes, hydroboranes or ammonia boranes are often used. However, a drawback of these reducing agents in CO<sub>2</sub> reduction is that they form strong Si-O and B-O bonds and form oxidised products such as siloxanes or boroxanes, making the process less atom economic. Thus, there still need to be significant development of FLP CO<sub>2</sub> reduction using H<sub>2</sub> as the reducing agent. Compared to main group FLP-CO<sub>2</sub> adduct systems, transition metals possessing empty orbitals that offer site selective coordination have been applied as more suitable systems to activate the non-polar covalent bond in H<sub>2</sub> and utilise this as a direct reducing source. Conversely, heterogeneous systems provide the opportunity of recycling and have also been seen to achieve higher TONs and TOFs. Present chemical methods of recycling siloxanes or boroxanes to the corresponding hydrosilanes or hydroboranes are energy intense. Electrochemical methods are efficient and have made material recycling possible. Therefore, electrochemical methods may be an attractive and efficient approach over chemical routes for recycling of the oxides to their corresponding hydrides. The key to obtain high TON for hydrosilylation, hydroboration, or hydrogenation relies on the stability of the catalyst, the release of the reduced products and then catalyst regeneration. Thermodynamic control is the main limitation in accessing CO<sub>2</sub> reduced products beyond carboxylates, whilst kinetic control is the main limitation in achieving high output catalytic cycles that regenerate the catalyst. Although some progress has been made to achieve CO<sub>2</sub> reduction in a catalytic manner, the challenge is still to achieve a robust and effective FLP system that can catalyse CO<sub>2</sub> reduction at ambient temperature and pressure utilising H<sub>2</sub> as a reducing agent. In addition, there must be more focus on selective reduction reactions to give valuable products that are of interest to industry. Further investigations should focus on developing highly active and selective FLP systems for the catalytic conversion to C<sub>1</sub> or C<sub>2</sub> products, and could include various methods for conversion such as thermal, photochemical, or electrochemical methods.



## Author contributions

All authors contributed to the writing and revisions of the review.

## Conflicts of interest

There are no conflicts to declare.

## Acknowledgements

We would like to thank BP (Alejandro G. Barrado and Sheetal Handa) for funding, and for their guidance in preparing this review.

## References

- (a) K. Abbass, M. Z. Qasim, H. Song, M. Murshed, H. Mahmood and I. Younis, *Environ. Sci. Pollut. Res.*, 2022, **29**, 42539; (b) P. C. Jain, *Renewable Energy*, 1993, **3**, 403; (c) P. J. Michaels, *Int. J. Environ. Stud.*, 1990, **36**, 55.
- C. Figueres, C. Le Quere, A. Mahindra, O. Bate, G. Whiteman, G. Peters and D. Guan, *Nature*, 2018, **564**, 27.
- (a) A. Bhavsar, D. Hingar, S. Ostwal, I. Thakkar, S. Jadeja and M. Shah, *Case Stud. Chem. Environ. Eng.*, 2023, **8**, 100368; (b) M. Bui, C. S. Adjiman, A. Bardow, E. J. Anthony, A. Boston, S. Brown, P. S. Fennell, S. Fuss, A. Galindo, L. A. Hackett, J. P. Hallett, H. J. Herzog, G. Jackson, J. Kemper, S. Krevor, G. C. Maitland, M. Matuszewski, I. S. Metcalfe, C. Petit, G. Puxty, J. Reimer, D. M. Reiner, E. S. Rubin, S. A. Scott, N. Shah, B. Smit, J. P. M. Trusler, P. Webley, J. Wilcox and N. M. Dowell, *Energy Environ. Sci.*, 2018, **11**, 1062; (c) E. I. Koysoumpa, C. Bergins and E. Kakaras, *J. Supercrit. Fluids*, 2018, **132**, 3; (d) A. Rafiee, K. R. Khalilpour, D. Milani and M. Panahi, *J. Environ. Chem. Eng.*, 2018, **6**, 5771.
- (a) For examples see: W. Gao, S. Liang, R. Wang, Q. Jiang, Y. Zhang, Q. Zheng, B. Xie, C. Y. Toe, X. Zhu, J. Wang, L. Huang, Y. Gao, Z. Wang, C. Jo, Q. Wang, L. Wang, Y. Liu, B. Louis, J. Scott, A.-C. Roger, R. Amal, H. Heh and S.-E. Park, *Chem. Soc. Rev.*, 2020, **49**, 8584; (b) S. Valluri, V. Claremboux and S. Kawatra, *J. Environ. Sci.*, 2022, **113**, 322; (c) Y. Y. Birdja, E. Pérez-Gallent, M. C. Figueiredo, A. J. Göttle, F. Calle-Vallejo and M. T. M. Koper, *Nat. Energy*, 2019, **4**, 732; (d) J. H. Park, J. Yang, D. Kim, H. Gim, W. Y. Choi and J. W. Lee, *Chem. Eng. J.*, 2022, **427**, 130980; (e) S. Navarro-Jaén, M. Virginie, J. Bonin, M. Robert, R. Wojcieszak and A. Y. Khodakov, *Nat. Rev. Chem.*, 2021, **5**, 564.
- (a) For examples see: H. Onyeaka and O. C. Ekwebelem, *Int. J. Environ. Sci. Technol.*, 2023, **20**, 4635; (b) M. A. Zahed, E. Movahed, A. Khodayari, S. Zanganeh and M. Badamaki, *J. Environ. Manage.*, 2021, **293**, 112830; (c) H. Arakawa, M. Aresta, J. N. Armor, M. A. Barteau, E. J. Beckman, A. T. Bell, J. E. Bercaw, C. Creutz, E. Dinjus, D. A. Dixon, K. Domen, D. L. DuBois, J. Eckert, E. Fujita, D. H. Gibson, W. A. Goddard, D. W. Goodman, J. Keller, G. J. Kubas, H. H. Kung, J. E. Lyons, L. E. Manzer, T. J. Marks, K. Morokuma, K. M. Nicholas, R. Periana, L. Que, J. Rostrup-Nielsen, W. M. H. Sachtler, L. D. Schmidt, A. Sen, G. A. Somorjai, P. C. Stair, B. R. Stults and W. Tumas, *Chem. Rev.*, 2001, **101**, 953.
- (a) For recent examples see: A. Jana, S. W. Snyder, E. J. Crumlin and J. Qian, *Front. Chem.*, 2023, **11**, 1135829; (b) D. Wei, R. Sang, A. Moazezbarabadi, H. Junge and M. Beller, *JACS Au*, 2022, **2**, 1020; (c) R. Cauwenbergh, V. Goyal, R. Maiti, K. Natte and S. Das, *Chem. Soc. Rev.*, 2022, **51**, 9371; (d) R. Sen, A. Goeppert and G. K. S. Prakash, *Angew. Chem., Int. Ed.*, 2022, **61**, e202207278; (e) P. Sarkar, I. H. Chowdhury, S. Das and S. M. Islam, *Mater. Adv.*, 2022, **3**, 8063; (f) B. Shao, Y. Zhang, Z. Sun, J. Li, Z. Gao, Z. Xie, J. Hu and H. Liu, *Green Chem. Eng.*, 2022, **3**, 189; (g) Q. Zhang, C. Yang, A. Guan, M. Kan and G. Zheng, *Nanoscale*, 2022, **14**, 10268; (h) S. Shao, C. Cui, Z. Tang and G. Li, *Nano Res.*, 2022, **15**, 10110; (i) J. Wei, R. Yao, Y. Han, Q. Ge and J. Sun, *Chem. Soc. Rev.*, 2021, **50**, 10764; (j) F. N. Al-Rowaili, U. Zahid, S. Onaizi, M. Khaled, A. Jamal and E. M. Al-Mutairi, *J. CO<sub>2</sub> Util.*, 2021, **53**, 101715; (k) Z. Zhang, S.-Y. Pan, H. Li, J. Cai, A. G. Olabi, E. J. Anthony and V. Manovic, *Renewable Sustainable Energy Rev.*, 2020, **125**, 109799; (l) V. Kumaravel, J. Bartlett and S. C. Pillai, *ACS Energy Lett.*, 2020, **5**, 486.
- M. Aresta, A. Dibenedetto and A. Angelini, *Chem. Rev.*, 2014, **114**, 1709.
- I. Tebbiche, J. Mocellini, L. T. Huong and L.-C. Pasquier, 27 - Circular Economy and Carbon Capture, Utilization, and Storage, in *Circular Bioeconomy - Current Status and Future Outlook*, Biomass, Biofuels, Biochemicals, 2021, pp. 813–851.
- (a) E. A. Quadrelli, G. Centi, J.-L. Duplan and S. Perathoner, *ChemSusChem*, 2011, **4**, 1194; (b) J. Klankermayer, S. Wesselbaum, K. Beydoun and W. Leitner, *Angew. Chem., Int. Ed.*, 2016, **55**, 7296.
- J. Schneider, H. Jia, J. T. Muckerman and E. Fujita, *Chem. Soc. Rev.*, 2012, **41**, 2036.
- N. N. Greenwood and A. Earnshaw, *Chemistry of the Elements*, Butterworth-Heinemann, 2nd edn, 1997, vol. 305. ISBN 978-0-08-037941-8.
- U. J. Etim, C. Zhang and Z. Zhong, *Nanomaterials*, 2021, **11**, 3265.
- (a) For examples see: A. Takahashi, K. Minami, K. Noda, K. Sakurai and T. Kawamoto, *ACS Sustainable Chem. Eng.*, 2021, **9**, 16865; (b) A. Sayari, A. Heydari-Gorji and Y. Yang, *J. Am. Chem. Soc.*, 2012, **134**, 13834; (c) G. Puxty, R. Rowland, A. Allport, Q. Yang, M. Bown, R. Burns, M. Maeder and M. Attalla, *Environ. Sci. Technol.*, 2009, **43**, 6427; (d) J. T. Yeh, K. P. Resnik, K. Rygle and H. W. Pennline, *Fuel Process. Technol.*, 2005, **86**, 1533.
- S. Chakraborty, O. Blacque and H. Berke, *Dalton Trans.*, 2015, **44**, 6560.
- N. W. Kinzel, C. Werlé and W. Leitner, *Angew. Chem., Int. Ed.*, 2021, **60**, 11628.



- 16 (a) For examples see: Q.-J. Wu, J. Liang, Y.-B. Huang and R. Cao, *Acc. Chem. Res.*, 2022, **55**, 2978; (b) L. D. Ramírez-Valencia, E. Bailón-García, F. Carrasco-Marín and A. F. Pérez-Cadenas, *Catalysts*, 2021, **11**, 351; (c) R.-P. Ye, J. Ding, W. Gong, M. D. Argyle, Q. Zhong, Y. Wang, C. K. Russell, Z. Xu, A. G. Russell, Q. Li, M. Fan and Y.-G. Yao, *Nat. Commun.*, 2019, **10**, 5698.
- 17 G. C. Welch, R. R. San Juan, J. D. Masuda and D. W. Stephan, *Science*, 2006, **314**, 1124.
- 18 F.-G. Fontaine and D. W. Stephan, *Philos. Trans. R. Soc. A*, 2017, **375**, 20170004.
- 19 (a) For CO<sub>2</sub> activation see: F.-G. Fontaine and D. W. Stephan, *Curr. Opin. Green Sustainable Chem.*, 2017, **3**, 28; (b) P. Sreejothi and S. K. Mandal, *Chem. Sci.*, 2020, **11**, 10571; (c) S. Bontemps, *Coord. Chem. Rev.*, 2016, **308**, 117; (d) D. W. Stephan and G. Erker, *Chem. Sci.*, 2014, **5**, 2625; (e) A. E. Ashley and D. O'Hare, FLP-Mediated Activations and Reductions of CO<sub>2</sub> and CO, in *Frustrated Lewis Pairs II*, Topics in Current Chemistry, ed. G. Erker and D. W. Stephan, Springer, Berlin, Heidelberg, 2012, vol. 334, During proof-editing of this review this paper was published as an early view article; (f) M. Perez-Jimenez, H. Corona, F. de la Cruz-Martínez and J. Campos, *Chem.-Euro. J.*, 2023, **29**, e202301428.
- 20 G. N. Lewis, *Valence and the Structure of Atoms and Molecules*, Chemical Catalogue Company, Inc., New York, 1923.
- 21 H. C. Brown, H. I. Schlesinger and S. Z. Cardon, *J. Am. Chem. Soc.*, 1942, **64**, 325.
- 22 G. Wittig and A. Rückert, *Adv. Cycloaddit.*, 1950, **566**, 101.
- 23 W. Tochtermann, *Angew. Chem., Int. Ed.*, 1966, **5**, 351.
- 24 D. J. Parks and W. E. Piers, *J. Am. Chem. Soc.*, 1996, **118**, 9440.
- 25 S. Rendler and M. Oestreich, *Angew. Chem., Int. Ed.*, 2008, **47**, 5997.
- 26 J. S. J. McCahill, G. C. Welch and D. W. Stephan, *Angew. Chem., Int. Ed.*, 2007, **46**, 4968.
- 27 G. C. Welch and D. W. Stephan, *J. Am. Chem. Soc.*, 2007, **129**, 1880.
- 28 (a) L. J. C. van der Zee, S. Pahar, E. Richards, R. L. Melen and J. C. Sloatweg, *Chem. Rev.*, 2023, **123**, 9653; (b) A. Dasgupta, E. Richards and R. L. Melen, *Angew. Chem., Int. Ed.*, 2021, **60**, 53.
- 29 J. Zhu and K. An, *Chem.-Asian J.*, 2013, **8**, 3147.
- 30 (a) T. Özgün, K. Bergander, L. Liu, C. G. Daniliuc, S. Grimme, G. Kehr and G. Erker, *Chem.-Euro. J.*, 2016, **22**, 11958; (b) T. Özgün, K.-Y. Ye, C. G. Daniliuc, B. Wibbeling, L. Liu, S. Grimme, G. Kehr and G. Erker, *Chem.-Euro. J.*, 2016, **22**, 5988; (c) B. Schirmer and S. Grimme, Quantum Chemistry of FLPs and Their Activation of Small Molecules: Methodological Aspects in Frustrated Lewis Pairs I, *Top. Curr. Chem.*, 2013, **332**, 213.
- 31 L. Liu, B. Lukose and B. Ensing, *ACS Catal.*, 2018, **8**, 3376.
- 32 B. L. Thompson and Z. M. Heiden, *Tetrahedron*, 2019, **75**, 2099.
- 33 Y. Yan, J. Yu, Y. Du, S. Yan, M. Gu, W. Zhou and Z. Zou, *Cell Rep. Phys. Sci.*, 2023, **4**, 101406.
- 34 C. M. Mömning, E. Otten, G. Kehr, R. Fröhlich, S. Grimme, D. W. Stephan and G. Erker, *Angew. Chem., Int. Ed.*, 2009, **48**, 6643.
- 35 (a) M. Puand and T. Privalov, *Chem.-Euro. J.*, 2015, **21**, 17708; (b) M. Pu and T. Privalov, *Inorg. Chem.*, 2014, **53**, 4598.
- 36 I. Peuser, R. C. Neu, X. Zhao, M. Ulrich, B. Schirmer, J. A. Tannert, G. Kehr, R. Fröhlich, S. Grimme, G. Erker and D. W. Stephan, *Chem.-Euro. J.*, 2011, **17**, 9640.
- 37 M. Harhausen, R. Fröhlich, G. Kehr and G. Erker, *Organometallics*, 2012, **31**, 2801.
- 38 M. M. Hansmann, R. L. Melen, M. Rudolph, F. Rominger, H. Wadepohl, D. W. Stephan and A. S. K. Hashmi, *J. Am. Chem. Soc.*, 2015, **137**, 15469.
- 39 K. Takeuchia and D. W. Stephan, *Chem. Commun.*, 2012, **48**, 11304.
- 40 B. M. Barry, D. A. Dickie, L. J. Murphy, J. A. C. Clyburne and R. A. Kemp, *Inorg. Chem.*, 2013, **52**, 8312.
- 41 X. Zhao and D. W. Stephan, *Chem. Commun.*, 2011, **47**, 1833.
- 42 F. Bertini, V. Lyaskovskyy, B. J. J. Timmer, F. J. J. de Kanter, M. Lutz, A. W. Ehlers, J. C. Sloatweg and K. Lammertsma, *J. Am. Chem. Soc.*, 2012, **134**, 201.
- 43 M. Sajid, G. Kehr, T. Wiegand, H. Eckert, C. Schwickert, R. Pöttgen, A. J. P. Cardenas, T. H. Warren, R. Fröhlich, C. G. Daniliuc and G. Erker, *J. Am. Chem. Soc.*, 2013, **135**, 8882.
- 44 L.-M. Elmer, G. Kehr, C. G. Daniliuc, M. Siedow, H. Eckert, M. Tesch, A. Studer, K. Williams, T. H. Warren and G. Erker, *Chem.-Euro. J.*, 2017, **23**, 6056.
- 45 C. Chen, C. G. Daniliuc, C. Mück-Lichtenfeld, G. Kehr and G. Erker, *Chem. Commun.*, 2020, **56**, 8806.
- 46 X. Jie, Q. Sun, C. G. Daniliuc, R. Knitsch, M. R. Hansen, H. Eckert, G. Kehr and G. Erker, *Chem.-Euro. J.*, 2020, **26**, 1269.
- 47 N. Szynekiewicz, Ł. Ponikiewski and R. Grubba, *Chem. Commun.*, 2019, **55**, 2928.
- 48 N. Szynekiewicz, A. Ordyszewska, J. Chojnacki and R. Grubba, *RSC Adv.*, 2019, **9**, 27749.
- 49 N. Szynekiewicz, A. Ordyszewska, J. Chojnacki and R. Grubba, *Inorg. Chem.*, 2021, **60**, 3794.
- 50 J. M. Kessete, T. B. Demissie, M. Chilume, A. M. Mohammed and V. Andrushchenko, *Mol. Phys.*, 2022, **120**, e2087566.
- 51 Z. Jian, G. Kehr, C. G. Daniliuc, B. Wibbeling and G. Erker, *Dalton Trans.*, 2017, **46**, 11715.
- 52 M. J. Sgro, J. Dömera and D. W. Stephan, *Chem. Commun.*, 2012, **48**, 7253.
- 53 S. C. Binding, H. Zaher, F. M. Chadwick and D. O'Hare, *Dalton Trans.*, 2012, **41**, 9061.
- 54 A. L. Travis, S. C. Binding, H. Zaher, T. A. Q. Arnold, J.-C. Buffeta and D. O'Hare, *Dalton Trans.*, 2013, **42**, 2431.
- 55 M.-A. Courtemanche, M.-A. Légaré, L. Maron and F.-G. Fontaine, *J. Am. Chem. Soc.*, 2013, **135**, 9326.
- 56 M.-A. Courtemanche, M.-A. Légaré, L. Maron and F.-G. Fontaine, *J. Am. Chem. Soc.*, 2014, **136**, 10708.



- 57 R. Declercq, G. Bouhadir, D. Bourissou, M.-A. Légaré, M.-A. Courtemanche, K. Sy. Nahi, N. Bouchard, F.-G. Fontaine and L. Maron, *ACS Catal.*, 2015, **5**, 2513.
- 58 T. Wang and D. W. Stephan, *Chem. Commun.*, 2014, **50**, 7007.
- 59 B. Jiang, Q. Zhang and L. Dang, *Org. Chem. Front.*, 2018, **5**, 1905.
- 60 M. Delarmelina, J. W. de M. Carneiro, C. R. A. Catlow and M. Bühl, *Catal. Commun.*, 2022, **162**, 106385.
- 61 T. A. R. Horton, M. Wang and M. P. Shaver, *Chem. Sci.*, 2022, **13**, 3845.
- 62 L. Chen, R. Liu, X. Hao and Q. Yan, *Angew. Chem., Int. Ed.*, 2019, **58**, 264.
- 63 L. Chen, R. Liu and Q. Yan, *Angew. Chem., Int. Ed.*, 2018, **57**, 9336.
- 64 K. Mentoor, L. Twigge, J. W. H. Niemantsverdriet, J. C. Swarts and E. Erasmus, *Inorg. Chem.*, 2021, **60**, 55.
- 65 F. Buß, P. Mehlmann, C. Mück-Lichtenfeld, K. Bergander and F. Dielmann, *J. Am. Chem. Soc.*, 2016, **138**, 1840.
- 66 T. Voss, T. Mahdi, E. Otten, R. Fröhlich, G. Kehr, D. W. Stephan and G. Erker, *Organometallics*, 2012, **31**, 2367.
- 67 E. Theuergarten, J. Schlösser, D. Schlüns, M. Freytag, C. G. Daniliuc, P. G. Jones and M. Tamm, *Dalton Trans.*, 2012, **41**, 9101.
- 68 M. A. Dureen and D. W. Stephan, *J. Am. Chem. Soc.*, 2010, **132**, 13559.
- 69 L. Yang, X. Ren, H. Wang, N. Zhang and S. Hong, *Res. Chem. Intermed.*, 2012, **38**, 113.
- 70 M. Ghara and P. K. Chattaraj, *Struct. Chem.*, 2019, **30**, 1067.
- 71 C. Jianga and D. W. Stephan, *Dalton Trans.*, 2013, **42**, 630.
- 72 B. R. Barnett, C. E. Moore, A. L. Rheingold and J. S. Figueroa, *Chem. Commun.*, 2015, **51**, 541.
- 73 V. Sumerin, F. Schulz, M. Nieger, M. Leskelä, T. Repo and B. Rieger, *Angew. Chem., Int. Ed.*, 2008, **47**, 6001.
- 74 A. E. Ashley, A. L. Thompson and D. O'Hare, *Angew. Chem., Int. Ed.*, 2009, **48**, 9839.
- 75 S. J. Geier and D. W. Stephan, *J. Am. Chem. Soc.*, 2009, **131**, 3476.
- 76 S. D. Tran, T. A. Tronic, W. Kaminsky, D. M. Heinekey and J. M. Mayer, *Inorg. Chim. Acta*, 2011, **369**, 126.
- 77 M.-A. Courtemanche, A. P. Pulis, É. Rochette, M.-A. Légaré, D. W. Stephan and F.-G. Fontaine, *Chem. Commun.*, 2015, **51**, 9797.
- 78 A. Berkefeld, W. E. Piers and M. Parvez, *J. Am. Chem. Soc.*, 2010, **132**, 10660.
- 79 M. Wen, F. Huang, G. Lu and Z.-X. Wang, *Inorg. Chem.*, 2013, **52**, 12098.
- 80 C. D. N. Gomes, E. Blondiaux, P. Thuéry and T. Cantat, *Chem.-Euro. J.*, 2014, **20**, 7098.
- 81 T. Wang and D. W. Stephan, *Chem.-Euro. J.*, 2014, **20**, 3036.
- 82 Y. Zhang, H. Zhang and K. Gao, *Org. Lett.*, 2021, **23**, 8282.
- 83 S. Das, R. C. Turnell-Ritson, P. J. Dyson and C. Corminboeuf, *Angew. Chem., Int. Ed.*, 2022, **61**, e202208987.
- 84 O. E. Palomero and R. A. Jones, *Dalton Trans.*, 2022, **51**, 6275.
- 85 L. Yang and H. Wang, *ChemSusChem*, 2014, **7**, 962.
- 86 S. Y.-F. Ho, C.-W. So, N. Saffon-Merceron and N. Mézailles, *Chem. Commun.*, 2015, **51**, 2107.
- 87 E. L. Kolychev, T. Bannenberg, M. Freytag, C. G. Daniliuc, P. G. Jones and M. Tamm, *Chem.-Euro. J.*, 2012, **18**, 16938.
- 88 E. Theuergarten, T. Bannenberg, M. D. Walter, D. Holschumacher, M. Freytag, C. G. Daniliuc, P. G. Jones and M. Tamm, *Dalton Trans.*, 2014, **43**, 1651.
- 89 J. Zeng, R. Qiu and J. Zhu, *Chem.-Asian. J.*, 2023, **18**, e20220123.
- 90 F. Lavigne, E. Maerten, G. Alcaraz, V. Branchadell, N. Saffon-Merceron and A. Baceiredo, *Angew. Chem., Int. Ed.*, 2012, **51**, 2489.
- 91 S. C. Sau, R. Bhattacharjee, P. K. Hota, P. K. Vardhanapu, G. Vijaykumar, R. Govindarajan, A. Datta and S. K. Mandal, *Chem. Sci.*, 2019, **10**, 1879.
- 92 S. C. Sau, Ra. Bhattacharjee, P. K. Vardhanapu, G. Vijaykumar, A. Datta and S. K. Mandal, *Angew. Chem., Int. Ed.*, 2016, **55**, 15147.
- 93 X. Chen, Y. Yang, H. Wang and Z. Mo, *J. Am. Chem. Soc.*, 2023, **145**, 7011.
- 94 N. D. Rio, M. Lopez-Reyes, A. Baceiredo, N. Saffon-Merceron, D. Lutters, T. Müller and T. Kato, *Angew. Chem., Int. Ed.*, 2017, **56**, 1365.
- 95 D. Wu, L. Kong, Y. Li, R. Ganguly and R. Kinjo, *Nat. Commun.*, 2015, **6**, 7340.
- 96 L. L. Liu, C. Chan, J. Zhu, C.-H. Cheng and Y. Zhao, *J. Org. Chem.*, 2015, **80**, 8790.
- 97 L. Kong, W. Lu, L. Yongxin, R. Ganguly and R. Kinjo, *Inorg. Chem.*, 2017, **56**, 5586.
- 98 M. P. Boone and D. W. Stephan, *Organometallics*, 2014, **33**, 387.
- 99 S. J. K. Forrest, J. Clifton, N. Fey, P. G. Pringle, H. A. Sparkes and D. F. Wass, *Angew. Chem., Int. Ed.*, 2015, **54**, 2223.
- 100 Y. Jiang, O. Blacque, T. Fox and H. Berke, *J. Am. Chem. Soc.*, 2013, **135**, 7751.
- 101 J. A. Buss, D. G. V. Velde and T. Agapie, *J. Am. Chem. Soc.*, 2018, **140**, 10121.
- 102 T. Zhao, X. Hu, Y. Wu and Z. Zhang, *Angew. Chem., Int. Ed.*, 2019, **58**, 722.
- 103 G. Menard and D. W. Stephan, *J. Am. Chem. Soc.*, 2010, **132**, 1796.
- 104 N. C. Smythe, D. A. Dixon, E. B. Garner, M. M. Rickard, M. Méndez, B. L. Scott, B. Zelenay and A. D. Sutton, *Inorg. Chem. Commun.*, 2015, **61**, 207.
- 105 C. Appelt, H. Westenberg, F. Bertini, A. W. Ehlers, J. C. Slootweg, K. Lammertsma and W. Uhl, *Angew. Chem., Int. Ed.*, 2011, **50**, 3925.
- 106 S. Roters, C. Appelt, H. Westenberg, A. Hepp, J. C. Slootweg, K. Lammertsma and W. Uhl, *Dalton Trans.*, 2012, **41**, 9033.
- 107 N. Aders, L. Keweloh, D. Pleschka, A. Hepp, M. Layh, F. Rogel and W. Uhl, *Organometallics*, 2019, **38**, 2839.
- 108 J. Boudreau, M. A. Courtemanche and F. G. Fontaine, *Chem. Commun.*, 2011, **47**, 11131.
- 109 H. S. Zijlstra, J. Pahl, J. Penafiel and S. Harder, *Dalton Trans.*, 2017, **46**, 3601.



- 110 P. Federmann, T. Bosse, S. Wolff, B. Cula, C. Herwig and C. Limberg, *Chem. Commun.*, 2022, **58**, 13451.
- 111 P. Federmann, R. Müller, F. Beckmann, C. Lau, B. Cula, M. Kaupp and C. Limberg, *Chem.–Euro. J.*, 2022, **28**, e2022004.
- 112 T. W. Yokley, H. Tupkar, N. D. Schley, N. J. DeYonker and T. P. Brewster, *Eur. J. Inorg. Chem.*, 2020, 2958.
- 113 M. Devillard, R. Declercq, E. Nicolas, A. W. Ehlers, J. Backs, N. Saffon-Merceron, G. Bouhadir, J. C. Slootweg, W. Uhl and D. Bourissou, *J. Am. Chem. Soc.*, 2016, **138**, 4917.
- 114 G. Menard and D. W. Stephan, *Dalton Trans.*, 2013, **42**, 5447.
- 115 (a) C. H. Lim, A. M. Holder, J. T. Hynes and C. B. Musgrave, *Inorg. Chem.*, 2013, **52**, 10062; (b) L. Roy, P. M. Zimmerman and A. Paul, *Chem.–Euro. J.*, 2011, **17**, 435; (c) P. M. Zimmerman, Z. Zhang and C. B. Musgrave, *Inorg. Chem.*, 2010, **49**, 8724.
- 116 (a) G. Menard, T. M. Gilbert, J. A. Hatnean, A. Kraft, I. Krossing and D. W. Stephan, *Organometallics*, 2013, **32**, 4416; (b) G. Menard and D. W. Stephan, *Angew. Chem., Int. Ed.*, 2011, **50**, 8396.
- 117 T. E. Stennett, J. Pahl, H. S. Zijlstra, F. W. Seidel and S. Harder, *Organometallics*, 2016, **35**, 207.
- 118 L. Wickemeyer, N. Aders, A. Mix, B. Neumann, H. G. Stammer, J. J. C. Trujillo, I. Fernandez and N. W. Mitze, *Chem. Sci.*, 2022, **13**, 8088.
- 119 W. Huang, T. Roisnel, V. Dorcet, C. Orione and E. Kirillov, *Organometallics*, 2020, **39**, 698.
- 120 M. D. Ramadhan and P. Surawatanawong, *Dalton Trans.*, 2021, **50**, 11307.
- 121 J. Chen, L. Falivene, L. Caporaso, L. Cavallo and E. Y.-X. Chen, *J. Am. Chem. Soc.*, 2016, **138**, 5321.
- 122 W. Uhl, M. Willeke, A. Hepp, D. Pleschka and M. Layh, *Z. Anorg. Allg. Chem.*, 2017, **643**, 387.
- 123 D. W. N. Wilson, J. Feld and J. M. Goicoechea, *Angew. Chem., Int. Ed.*, 2020, **59**, 20914.
- 124 D. A. Dickie, M. T. Barker, M. A. Land, K. E. Hughes, J. A. C. Clyburne and A. Kemp, *Inorg. Chem.*, 2015, **54**, 11121.
- 125 A. Schäfer, W. Saak, D. Haase and T. Müller, *Angew. Chem., Int. Ed.*, 2012, **51**, 2981.
- 126 M. Reißmann, A. Schäfer, S. Jung and T. Müller, *Organometallics*, 2013, **32**, 6736.
- 127 B. Waerder, M. Pieper, L. A. Körte, T. A. Kinder, A. Mix, B. Neumann, H. G. Stammer and N. W. Mitzel, *Angew. Chem., Int. Ed.*, 2015, **54**, 13416.
- 128 (a) S. Antoniotti, V. Dalla and E. Dunach, *Angew. Chem., Int. Ed.*, 2010, **49**, 7860; (b) B. Mathieu and L. Ghosez, *Tetrahedron*, 2002, **58**, 8219.
- 129 M. F. S. Valverde, E. Theuergarten, T. Bannenberg, M. Freytag, P. G. Jones and M. Tamm, *Dalton Trans.*, 2015, **44**, 9400.
- 130 N. von Wolff, G. Lefèvre, J.-C. Berthet, P. Thuéry and T. Cantat, *ACS Catal.*, 2016, **6**, 4526.
- 131 L. Wickemeyer, J. Schwabedissen, P. C. Trapp, B. Neumann, H.-G. Stammer and N. W. Mitzel, *Dalton Trans.*, 2023, **52**, 2611.
- 132 S. A. Weicker and D. W. Stephan, *Chem.–Euro. J.*, 2015, **21**, 13027.
- 133 (a) D. W. Stephan, *Science*, 2016, **354**, aaf7229; (b) D. W. Stephan, *Acc. Chem. Res.*, 2015, **48**, 306; (c) D. W. Stephan and G. Erker, *Angew. Chem., Int. Ed.*, 2015, **54**, 6400; (d) D. W. Stephan and G. Erker, *Angew. Chem., Int. Ed.*, 2010, **49**, 46.
- 134 (a) Q. Yang, L. Wang, Y. Li, L. Zhou and Z. Li, *J. Organomet. Chem.*, 2021, **954**, 122071; (b) T. A. Kinder, R. Pior, S. Blomeyer, B. Neumann, H.-G. Stammer and N. W. Mitzel, *Chem.–Euro. J.*, 2019, **25**, 5899.
- 135 P. Holtkamp, F. Friedrich, E. Stratmann, A. Mix, B. Neumann, H.-G. Stammer and N. W. Mitzel, *Angew. Chem., Int. Ed.*, 2019, **58**, 5114.
- 136 J. J. Cabrera-Trujillo and I. Fernandez, *J. Phys. Chem. A*, 2019, **123**, 10095.
- 137 P. Sarkar, S. Das and S. K. Pati, *J. Phys. Chem. C*, 2021, **125**, 22522.
- 138 A. Paparakis and M. Hulla, *ChemCatChem*, 2023, **15**, e202300510.
- 139 Z. W. Qu, H. Zhu and S. Grimme, *ChemCatChem*, 2020, **12**, 3656.
- 140 (a) I. Avigdori, K. Singh, A. Pogoreltsev, A. Kaushansky, N. Fridman and M. Gandelman, *Z. Anorg. Allg. Chem.*, 2023, **649**, e202200326; (b) I. Avigdori, A. Pogoreltsev, A. Kaushanski, N. Fridman and M. Gandelman, *Angew. Chem., Int. Ed.*, 2020, **59**, 23476; (c) J. Zhou, L. L. Liu, L. L. Cao and D. W. Stephan, *Chem. Commun.*, 2018, **54**, 4390.
- 141 L. J. Hounjet, C. B. Caputo and D. W. Stephan, *Angew. Chem., Int. Ed.*, 2012, **51**, 4714.
- 142 J. Zhu and K. An, *Chem.–Asian J.*, 2013, **8**, 3147.
- 143 A. Berkefeld, W. E. Piers, M. Parvez, L. Castro, L. Maron and O. Eisenstein, *Chem. Sci.*, 2013, **4**, 2152.
- 144 F. A. Le Blanc, W. E. Piers and M. Parvez, *Angew. Chem., Int. Ed.*, 2014, **53**, 789.
- 145 A. M. Chapman, M. F. Haddow and D. F. Wass, *J. Am. Chem. Soc.*, 2011, **133**, 18463.
- 146 O. J. Metters, S. J. K. Forrest, H. A. Sparkes, I. Manners and D. F. Wass, *J. Am. Chem. Soc.*, 2016, **138**, 1994.
- 147 X. Xu, G. Kehr, C. G. Daniliuc and G. Erker, *J. Am. Chem. Soc.*, 2013, **135**, 6465.
- 148 (a) C.-S. Wu and M.-D. Su, *Phys. Chem. Chem. Phys.*, 2023, **25**, 20618; (b) J. Z.-F. Zhang and M.-D. Su, *J. Phys. Chem. A*, 2022, **126**, 5534.
- 149 M. J. Sgro and D. W. Stephan, *Chem. Commun.*, 2013, **49**, 2610.
- 150 X. Xu, G. Kehr, C. G. Daniliuc and G. Erker, *J. Am. Chem. Soc.*, 2014, **136**, 12431.
- 151 J. M. V. Franco, G. Schnakenburg, T. Sasamori, A. E. Ferao and R. Streubel, *Chem.–Euro. J.*, 2015, **21**, 9650.
- 152 (a) S. Wesselbaum, T. vom Stein, J. Klankermayer and W. Leitner, *Angew. Chem., Int. Ed.*, 2012, **51**, 7499; (b) C. A. Huff and M. S. Sanford, *J. Am. Chem. Soc.*, 2011, **133**, 18122; (c) P. G. Jessop, T. Ikariya and R. Noyori, *Chem. Rev.*, 1995, **95**, 259.



- 153 M. J. Sgro and D. W. Stephan, *Angew. Chem., Int. Ed.*, 2012, **51**, 11343.
- 154 C. Cristóbal, Y. A. Hernández, J. López-Serrano, M. Paneque, A. Petronilho, M. L. Poveda, V. Salazar, F. Vattier, E. Álvarez, C. Maya and E. Carmona, *Chem.–Euro. J.*, 2013, **19**, 4003.
- 155 E. A. Romero, T. Zhao, R. Nakano, X. Hu, Y. Wu, R. Jazzar and G. Bertrand, *Nat. Catal.*, 2018, **1**, 743.
- 156 R. Dobrovetsky and D. W. Stephan, *Angew. Chem., Int. Ed.*, 2013, **52**, 2516.
- 157 R. Dobrovetsky and W. S. Douglas, *Isr. J. Chem.*, 2015, **54**, 206.
- 158 K. Chang, Y. Dong and X. Xu, *Chem. Commun.*, 2019, **55**, 12777.
- 159 K. K. Ghuman, T. E. Wood, L. B. Hoch, C. A. Mims, G. A. Ozin and C. V. Singh, *Phys. Chem. Chem. Phys.*, 2015, **17**, 14623.
- 160 K. K. Ghuman, L. B. Hoch, P. Szymanski, J. Y. Y. Loh, N. P. Kherani, M. A. El-Sayed, G. A. Ozin and C. V. Singh, *J. Am. Chem. Soc.*, 2016, **138**, 1206.
- 161 L. Wang, M. Ghossoub, H. Wang, Y. Shao, W. Sun, A. A. Tountas, T. E. Wood, H. Li, J. Y. Y. Loh, Y. Dong, M. Xia, Y. Li, S. Wang, J. Jia, C. Qiu, C. Qian, N. P. Kherani, L. He, X. Zhang and G. A. Ozin, *Joule*, 2018, **2**, 1369.
- 162 X. Liang, X. Wang, X. Zhang, S. Lin, M. Ji and M. Wang, *ACS Catal.*, 2023, **13**, 6214.
- 163 Y. Dong, K. K. Ghuman, R. Popescu, P. N. Duchesne, W. Zhou, J. Y. Y. Loh, F. M. Ali, J. Jia, D. Wang, X. Mu, C. Kübel, L. Wang, L. He, M. Ghossoub, Q. Wang, T. E. Wood, L. M. Reyes, P. Zhang, N. P. Kherani, C. V. Singh and G. A. Ozin, *Adv. Sci.*, 2018, **5**, 1700732.
- 164 J. Hao, Y. Zhang, L. Zhang, J. Shen, L. Meng and X. Wang, *Chem. Eng. J.*, 2023, **464**, 142536.
- 165 M. Ferrer, I. Alkorta, J. Elguero and J. M. Oliva-Enrich, *Sci. Rep.*, 2023, **13**, 2407.
- 166 T. G. Sentharamaikkannan, S. Krishnamurthy and S. Kaliaperumal, *New J. Chem.*, 2021, **45**, 9959.
- 167 X. Wang, L. Lu, B. Wang, Z. Xu, Z. Xin, S. Yan, Z. Geng and Z. Zou, *Adv. Funct. Mater.*, 2018, **28**, 1804191.
- 168 B. Chen and R. Neumann, *Eur. J. Inorg. Chem.*, 2018, 791.
- 169 C. Jia, X. Kan, X. Zhang, G. Lin, W. Liu, Z. Wang, S. Zhu, D. Ju and J. Liu, *Chem. Eng. J.*, 2022, **427**, 131554.
- 170 S. Zhang, Z. Xia, Y. Zou, F. Cao, Y. Liu, Y. Ma and Y. Qu, *J. Am. Chem. Soc.*, 2019, **141**, 11353.
- 171 D. Salusso, G. Grillo, M. Manzoli, M. Signorile, S. Zafeiratos, M. Barreau, A. Damin, V. Crocellà, G. Cravotto and S. Bordiga, *ACS Appl. Mater. Interfaces*, 2023, **15**, 15396.
- 172 (a) S. Zhang, Z. Tian, Y. Ma and Y. Qu, *ACS Catal.*, 2023, **13**, 4629; (b) Y. Xie, J. Chen, X. Wu, J. Wen, R. Zhao, Z. Li, G. Tian, Q. Zhang, P. Ning and J. Hao, *ACS Catal.*, 2022, **12**, 10587.
- 173 T. M. Rayder, F. Formalik, S. M. Vornholt, H. Frank, S. Lee, M. Alzayer, Z. Chen, D. Sengupta, T. Islamoglu, F. Paesani, K. W. Chapman, R. Q. Snurr and O. K. Farha, *J. Am. Chem. Soc.*, 2023, **145**, 11195.
- 174 Y. Jiang, X. Zhang and H. Fei, *Dalton Trans.*, 2020, **49**, 6548.
- 175 Y. Zhang, S. Chen, A. M. Al-Enizi, A. Nafady, Z. Tang and S. Ma, *Angew. Chem., Int. Ed.*, 2023, **62**, e202213399.
- 176 R. Declercq, G. Bouhadir, D. Bourissou, M.-A. Légaré, M.-A. Courtemanche, K. S. Nahi, N. Bouchard, F.-G. Fontaine and L. Maron, *ACS Catal.*, 2015, **5**, 2513.

