

# A mechanochemical approach to the synthesis of sydnones and derivatives†

Nicolas Pétry,<sup>id</sup><sup>a</sup> Florian Luttringer,<sup>id</sup><sup>a</sup> Xavier Bantreil<sup>id</sup><sup>\*ab</sup>  
and Frédéric Lamaty<sup>id</sup><sup>\*a</sup>

Received 10th May 2022, Accepted 4th July 2022

DOI: 10.1039/d2fd00096b

Sydnones are heterocyclic compounds which display important biological activities, including their abilities to react in 1,3-dipolar additions for applications in the development of new prodrugs. Capitalizing on our preliminary work on the mechanosynthesis of sydnones, an extension of this work to two related families of molecules, diarylsydnones and iminosydnones is reported. A ball-milling approach towards the synthesis of diaryl sydnones was developed, a necessary step for the synthesis of potential sydnone-based ligands of metal complexes. A mechanochemistry-based synthesis of iminosydnones was optimized, including the preparation of active pharmaceutical ingredients (API) related to feprosindine, linsidomine, mesocarb and molsidomine. This work demonstrated that the ball-milling procedures were efficient and time saving through avoiding purification steps, and reduced the use of organic solvents.

## Introduction

Sydnones are mesoionic compounds which have been intensively studied in the last decades<sup>1</sup> because of their biological activities and their propensity to smoothly undergo 1,3-dipolar cycloaddition.<sup>2</sup> More recently, iminosydnones, azaderivatives of sydnones known for their biological activities, have found applications in the preparation of new pro-drugs (Fig. 1).<sup>3</sup> Driven by our will to promote sustainable synthetic methods and relying on our expertise in mechanochemistry and ball-milling techniques to prepare organic compounds and metal complexes, we have recently developed a solvent-free mechanochemical approach to access aryl sydnones and the corresponding sydnone–metal complexes.<sup>4,5</sup>

We decided to expand this work in two directions, namely developing a solventless method for the preparation of (i) N<sup>3</sup>,C<sup>4</sup>-diarylsydnones,

<sup>a</sup>IBMM, Université de Montpellier, CNRS, ENSCM, Montpellier, France. E-mail: xavier.bantreil@umontpellier.fr; frederic.lamaty@umontpellier.fr

<sup>b</sup>Institut Universitaire de France (IUF), France

† Electronic supplementary information (ESI) available. See DOI: <https://doi.org/10.1039/d2fd00096b>



potential ligands in metallic complexes, and (ii) iminosydnonones (ImSyds) as active pharmaceutical ingredients (API).

### Sydnonones as ligand precursors for metallic complexes

Sydnonones were discovered in 1935 at the University of Sydney<sup>6</sup> and were named according to their city of invention. Since then, many groups developed procedures to synthesize them from *N*-substituted amino-acids.<sup>7</sup> To date, their implication in coordination chemistry, while showing interesting features, remains scarce.<sup>5</sup> Sydnonones, as ligands in metal complexes, can coordinate the metal directly, either through their C<sup>4</sup> after deprotonation or modification with a halide atom (Hg, Pd, Cu, Zn, Fe, Ni, Pt), or through their exocyclic oxygen after introduction of a second coordinating site (Pd, Cu, Zn, Co). Another possibility is to use the sydnone as a core and introduce different moieties (phosphines, pyridine) to coordinate the metal (Hg, Pd).

### Iminosydnonones and derivatives as active pharmaceutical ingredients

ImSyds were first synthesized by two groups in parallel in 1957<sup>8,9</sup> and quickly received much attention because of their rich biological properties,<sup>10</sup> in particular in the cardiovascular field.<sup>11</sup> As exogenous NO donating agents they can modulate several functions of the cellular metabolism<sup>12–14</sup> and besides their main therapeutic indications as antithrombotic, antihypertensive and antianginal drugs,<sup>15</sup> ImSyds have more recently been investigated as selective dopamine reuptake inhibitors,<sup>16,17</sup> antimicrobial<sup>18</sup> and antifungal<sup>19</sup> compounds and plant growth stimulants.<sup>20</sup> ImSyd prodrugs have also been designed for the treatment of glaucomatous optic neuropathy and showed promising properties for a potential topical ocular formulation.<sup>21</sup>

Molsidomine and mesocarb are two of the most famous drugs based on the iminosydnone scaffold (Fig. 2). The former was discovered by the Takeda Company<sup>22</sup> and has been prescribed for its antianginal properties since 1977,<sup>17</sup> whereas the latter has been developed as a psychotropic stimulating agent,<sup>16</sup> both being nonenzymatic exogenous NO donors.

Linsidomine (SIN-1) has been identified as the active metabolite of molsidomine.<sup>23</sup> Indeed, deacetylation by liver esterase followed by nonenzymatic hydrolysis at physiological pH (pH > 5) leads to ring opening of the heterocycle. The resulting *N*-nitroso derivative then undergoes oxidation to generate a radical cation which finally releases nitric oxide.<sup>24,25</sup> Thus, SIN-1 demonstrated effective vasorelaxing and antiplatelet properties.<sup>26</sup> On the other hand, mesocarb and feprosidine were shown to exhibit two different pharmacological effects: the first is reported as an antidepressive drug (a strong inhibitor of monoamine oxidase) whereas the second is a potent psychostimulant (sympathomimetic effect).



Fig. 1 General structure of sydnonones and iminosydnonones.





Fig. 2 Drugs based on the iminosydnone scaffold.

Herein, we will present the latest results of our work, *i.e.* the efficient mechanosynthesis of several sydnone derivatives (*N*-aryl and *N*-alkyl sydnones) which can serve as ligands for making metal-complexes or as organic synthons for further derivatization (including the preparation of active pharmaceutical ingredients). In addition to drastically reducing the amount of solvent used, the mechanochemical approach proved to be very efficient, with improved selectivity and purity, avoiding degradation in purification steps and allowing higher yields of targeted molecules. This point will be discussed in detail.

### Mechanosynthesis of organic molecules

The development of solventless methods for the preparation of organic molecules has increased dramatically in recent years and has been extensively reviewed.<sup>27–39</sup> Mostly, the use of devices such as ball-mills in organic synthesis has expanded to many families of molecules. The major impact of this approach is the decrease in using toxic and polluting solvents, but also to provide the possibility to develop efficient and high-yielding methods and avoid tedious and costly purifications.

## Experimental

### General information

All reagents were purchased from Sigma Aldrich, Fluka, Acros or Alfa Aesar. The milling treatments were carried out in a vibrating Retsch Mixer Mill 200 or 400 (vbm) operated at 25 Hz or 30 Hz. Milling load (ML) is defined as the ratio between the mass of the reactant and the free volume of the jar.

NMR analyses were performed at the 'Laboratoire de Mesures Physiques' (IBMM, Université de Montpellier). <sup>1</sup>H NMR spectra were recorded on a Bruker AVANCE 400 MHz, a Bruker AVANCE III 500 MHz or a Bruker AVANCE III 600 MHz and are reported in ppm using deuterated solvents (CDCl<sub>3</sub> at 7.26 ppm or DMSO-*d*<sub>6</sub> at 2.50 ppm or acetone-*d*<sub>6</sub> at 2.05 ppm) as internal standards. Data are reported as s = singlet, d = doublet, t = triplet, q = quadruplet, qt = quintuplet, sept = septuplet, m = multiplet; coupling constant in Hz; integration. <sup>13</sup>C NMR spectra were recorded on a Bruker AVANCE 101 MHz, a Bruker AVANCE III 126 MHz or a Bruker AVANCE III 151 MHz and are reported in ppm using deuterated



solvents ( $\text{CDCl}_3$  at 77.2 ppm or  $\text{DMSO-d}_6$  at 39.5 ppm or  $\text{acetone-d}_6$  at 29.8 ppm) as internal standards.

Mass spectra were obtained by LC-MS with ESI using a Waters Alliance 2695 for LC, coupled to a Waters ZQ spectrometer with electrospray source, a simple quadrupole analyzer and a UV Waters 2489 detector. HRMS analyses were performed on a UPLC Acquity H-Class from Waters connected to a Synapt G2-S mass spectrometer with a dual ESI source from Waters.

HPLC conversion was measured on an Agilent Technologies 1220 Infinity LC using a Chromolith® high resolution RP-18e 50–4.6 mm column and a linear gradient of 0 to 100%  $\text{CH}_3\text{CN}/0.1\%$  TFA in  $\text{H}_2\text{O}/0.1\%$  TFA over 3 min, detection at 214 nm. Flow rate:  $1 \text{ mL min}^{-1}$ .

Flash chromatography was performed by using prepacked silica columns on a Biotage® Isolera™ Four system.

### Representative experiment for mechanochemical reactions (mechanosynthesis of compound 4)

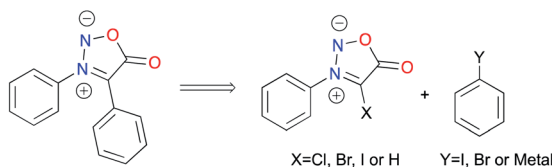
Sydnone **1** (207.1 mg, 1 eq., 1.277 mmol) was added to a screw-top  $\text{ZrO}_2$  milling jar along with NIS (316.2 mg, 1.1 eq., 1.405 mmol) and AcOH (73  $\mu\text{L}$ , 1 eq., 1.277 mmol). A  $\text{ZrO}_2$  ball (10 mm diameter) was added to the reactor, which was then closed and sealed with parafilm. The reactor was milled for 1.5 h at 30 Hz. The reaction mixture was taken up with EtOAc and  $\text{H}_2\text{O}$ , and extracted with EtOAc (3 times). The organic phase was washed with NaOH (1 M, 3 times) and brine, dried over  $\text{MgSO}_4$  and evaporated, yielding the title compound as a dark red solid ( $m = 273.3 \text{ mg}$ , 74% yield).

## Results and discussion

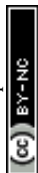
### Synthesis of $\text{N}^3, \text{C}^4$ -diphenylsydnone

Driven by the desire to obtain organometallic complexes with sydnone derivatives acting as bidentate ligands, our group has already been working on the  $\text{C}^4$  functionalization of sydnones.<sup>4</sup> First, we aimed at developing a general and efficient mechanochemical method for the preparation of model compound  $\text{N}^3, \text{C}^4$ -diphenyl substituted sydnone. Direct functionalization at  $\text{C}^4$  of  $\text{N}^3$ -phenyl sydnone (or halogenated derivatives) was considered (Scheme 1).

First, we explored the  $\text{C}^4$  halogenation of sydnones that would allow their use in cross-coupling reactions. In the literature, several methods were developed in solution to perform such halogenations. Chlorination of sydnones has been realized with  $\text{Cl}_2$ ,<sup>40</sup>  $\text{KClO}_3/\text{HCl}$ ,<sup>41</sup>  $\text{PhICl}_2$ ,<sup>42</sup>  $\text{NCS}/\text{DMF}$ ,<sup>43</sup>  $\text{DABCO-Cl}_2$ ,<sup>44</sup> and  $\text{ICl}/\text{DCM}$ .<sup>45</sup> Bromination has been achieved with  $\text{Br}_2/\text{NaHCO}_3$ ,<sup>46</sup>  $\text{Br}_2/\text{Ac}_2\text{O}$ ,<sup>47</sup>  $\text{KBrO}_3/$



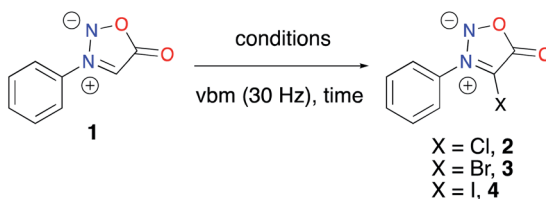
**Scheme 1** Strategies for the mechanochemical  $\text{C}^4$ -arylation of sydnones.



HBr,<sup>41</sup> *N*-bromosuccinimide (NBS),<sup>48</sup> or 1,3-dibromo-5,5-dimethylhydantoin (DBH).<sup>49</sup> Finally, direct iodination of sydnones has been described with *N*-iodosuccinimide (NIS) in AcOH,<sup>50</sup> or ICl in AcOH.<sup>51</sup>

Based on these data, using a vibratory ball-mill (vbm) operated at 30 Hz, we milled in a ZrO<sub>2</sub> milling jar sydnone **1** with 1.1 eq. of *N*-chlorosuccinimide. However, no conversion was observed. When 1 eq. of acetic acid was added, a conversion of 40% into compound **2** was observed after 5 h milling (Table 1, entry 1). Milling for more than 5 hours resulted in the conversion of **2** into an unidentified compound. Bromination using *N*-bromosuccinimide (NBS) was revealed to be more successful (Table 1, entry 2). A mixture of 4 products was obtained, sydnone **3** being the major one (63% HPLC conversion). Work-up with basic washing with NaOH (1 M) and purification of **3** by recrystallisation using CH<sub>2</sub>Cl<sub>2</sub>/pentane furnished a mixture of two major products that recrystallized together, leading to a tedious purification. A filtration and a second recrystallisation were necessary to obtain pure **3** in 38% yield. Based on literature data, our first attempt to perform a mechanochemical iodination of 3-phenylsydnone **1** with NIS and AcOH led to complete conversion into the desired 4-iodosydnone within 1.5 h of milling (Table 1, entry 3). A simple extraction and a basic washing (NaOH, 1 M) gave the target compound **4** in 74% yield without the need for further purification. As an alternative to NIS, ICl was used under different conditions. In the literature, in solution, a mixture of **4** and 4-chlorosydnone **2** was obtained when 1 eq. of ICl (1 M in dry CH<sub>2</sub>Cl<sub>2</sub>, commercial solution) was used and **4** was the only observed product when 3 eq. of ICl (1 M in dry CH<sub>2</sub>Cl<sub>2</sub>) were used.<sup>8</sup> Under mechanochemical conditions, when pure ICl (1 eq.) was reacted with **1** in a ZrO<sub>2</sub> milling jar, only **4** was observed, albeit with incomplete conversion (Table 1, entry 4). Full conversion was obtained when using 3 eq. of pure ICl under LAG (liquid-assisted grinding)<sup>52</sup> conditions (dry CH<sub>2</sub>Cl<sub>2</sub>), giving **4** in 90% yield after work-up (Table 1, entry 5). Thus, two mechanochemical strategies have been developed to access **4**. When comparing them, the first one using NIS is simpler than the

Table 1 Mechanochemical iodination of 3-phenylsydnone



Entry	X	Conditions	Additive	Reaction time (h)	Conv. (%)	Yield (%)
1	Cl	NCS (1.1 eq.), AcOH (1 eq.)	—	5	40	n.d. <sup>a</sup>
2	Br	NBS (1.1 eq.)	—	1.5	63	38
3	I	NIS (1.1 eq.), AcOH (1 eq.)	—	1.5	100	74
4	I	ICl, NaOAc (1 eq.)	—	2.5	83	n.d. <sup>a</sup>
5	I	ICl, NaOAc (3 eq.)	CH <sub>2</sub> Cl <sub>2</sub> <sup>b</sup>	1.5	100	90

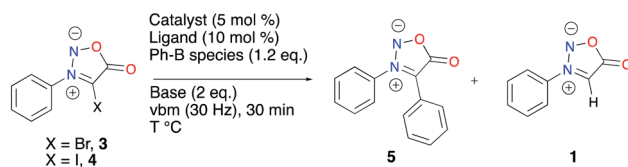
<sup>a</sup> n.d. = not determined. <sup>b</sup> Liquid-assisted grinding,  $\eta = 0.5 \mu\text{L mg}^{-1}$ .



latter using ICl, which needs to be handled in an inert atmosphere, but on the other hand, ICl offers a substantial advantage in terms of atom economy.

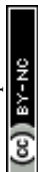
The ease of isolation of **4** led us to test it in a model Suzuki–Miyaura C–C coupling reaction with phenyl boronic acid (Table 2). We transposed to mechanochemistry reaction conditions optimized for the in-solution microwave-activated Suzuki–Miyaura coupling of 4-bromo-3-phenylsydnone **3**.<sup>46</sup> These mechanochemical conditions, with a similar catalytic system in a stainless steel jar heated with an external heatgun set to 100 °C, gave 47% of the desired sydnone **5** and 39% of the protodehalogenation compound **1** (Table 2, entry 1). Of note, a high quantity of biphenyl, resulting from the homocoupling of the boronic acid was observed, thus hampering the desired cross-coupling reaction. Increasing the temperature to 140 °C led to a decrease in the formation of **5** with a concomitant increase of protodehalogenation (Table 2, entry 2). A screening of the literature concerning mechanochemical Suzuki–Miyaura cross-coupling made us look at different catalytic systems. Pd(OAc)<sub>2</sub> and RuPhos were employed along with CsF as base and H<sub>2</sub>O and 1,5-COD as additives.<sup>53</sup> Protodehalogenation and homocoupling products were again observed, along with 24% of **5** (Table 2, entry 3). A rapid screening of ligands revealed DavePhos to be ineffective in the conditions used (Table 2, entry 4). Interestingly, the use of BrettPhos furnished a selective

Table 2 Mechanochemical Suzuki–Miyaura coupling



Entry <sup>a</sup>	Conditions	B species (eq.)	Base	Additive	Ratio ( <b>4</b> : <b>5</b> : <b>1</b> ) <sup>b</sup>
1	Pd(OAc) <sub>2</sub> /XPhos	Ph-B(OH) <sub>2</sub>	Cs <sub>2</sub> CO <sub>3</sub>	—	14/47/39
2 <sup>c</sup>	Pd(OAc) <sub>2</sub> /XPhos	Ph-B(OH) <sub>2</sub>	Cs <sub>2</sub> CO <sub>3</sub>	1,5-COD (0.13 μL mg <sup>-1</sup> )	0/44/56
3	Pd(OAc) <sub>2</sub> /RuPhos	Ph-B(OH) <sub>2</sub>	Cs <sub>2</sub> CO <sub>3</sub>	H <sub>2</sub> O (3, 7 eq.) 1,5-COD (0.13 μL mg <sup>-1</sup> )	0/24/76
4	Pd(OAc) <sub>2</sub> /DavePhos	Ph-B(OH) <sub>2</sub>	Cs <sub>2</sub> CO <sub>3</sub>	—	Traces
5	Pd(OAc) <sub>2</sub> /BrettPhos	Ph-B(OH) <sub>2</sub>	Cs <sub>2</sub> CO <sub>3</sub>	—	15/0/85
6	Pd(OAc) <sub>2</sub> /XPhos	Ph-Bpin (1.2)	Cs <sub>2</sub> CO <sub>3</sub>	—	68/5/27
7	Pd(OAc) <sub>2</sub> /XPhos	Ph-BF <sub>3</sub> K (1.2)	Cs <sub>2</sub> CO <sub>3</sub>	—	97/0/3
8	Pd(OAc) <sub>2</sub> /XPhos	Ph-B(OH) <sub>2</sub> ( <b>4</b> )	Cs <sub>2</sub> CO <sub>3</sub>	—	13/47/40
9	Pd(OAc) <sub>2</sub> /XPhos	Ph-B(OH) <sub>2</sub>	Cs <sub>2</sub> CO <sub>3</sub>	HCO <sub>2</sub> Na	0/40/60
10	Pd(OAc) <sub>2</sub> /XPhos	Ph-B(OH) <sub>2</sub>	Cs <sub>2</sub> CO <sub>3</sub>	CuI	0/49/51
11	Pd(OAc) <sub>2</sub> /XPhos	Ph-B(OH) <sub>2</sub>	Cs <sub>2</sub> CO <sub>3</sub>	Ag <sub>2</sub> CO <sub>3</sub>	46/40/14
12	Pd(OAc) <sub>2</sub> /XPhos	Ph-B(OH) <sub>2</sub>	KO <sup>t</sup> Bu	—	9/19/72
13 <sup>d</sup>	Pd(OAc) <sub>2</sub> /XPhos	Ph-B(OH) <sub>2</sub>	KOH	—	0/26/74
14 <sup>e</sup>	Pd(OAc) <sub>2</sub> /XPhos	Ph-B(OH) <sub>2</sub>	Cs <sub>2</sub> CO <sub>3</sub>	—	27/23/50

<sup>a</sup> Heatgun set to 100 °C unless otherwise noted. X = I. <sup>b</sup> Evaluated by HPLC. <sup>c</sup> Heatgun temperature set to 140 °C. <sup>d</sup> Heatgun temperature set to 170 °C. <sup>e</sup> X = Br. **3** : **5** : **1** ratio is given.



conversion into sydnone **1**, with no desired coupling nor homocoupling (Table 2, entry 5). XPhos was thus used for the rest of our tests, screening different boron species, additives and bases. Using a phenylboronic acid pinacol ester or potassium phenyltrifluoroborate gave a low conversion into the expected product **5** and no conversion respectively (Table 2, entries 6 and 7). Adding boronic acid in excess gave the same results as entry 1 with 47% of the desired C–C coupling, also with an incomplete conversion (Table 2, entry 8). Using a reductant such as sodium formate did not improve the conversion into **5** (Table 2, entry 9). Metal additives were tested to improve the transmetalation step, but neither CuI nor Ag<sub>2</sub>O could prevent side reactions from happening (Table 2, entries 10 and 11). A rapid screening of bases didn't result in any improvement in the product ratio observed (Table 2, entries 12 and 13). **3** (X = Br) was also tested in the cross-coupling conditions (Table 2, entry 14). In that case, protodehalogenation became predominant and a 23% conversion of **3** into **5** was obtained.

With these unsatisfying results in hand, we sought another way to obtain our target compound **5**. C–H activation appeared as a good alternative to afford C<sup>4</sup> coupled sydnones while preventing the side-reactions observed in the Suzuki–Miyaura cross-coupling (*i.e.* protodehalogenation and homocoupling) from occurring (Scheme 2).<sup>54</sup> When reacting **1** and iodobenzene in the presence of Cs<sub>2</sub>CO<sub>3</sub> and Pd(OAc)<sub>2</sub>/XPhos as the catalytic system at 200 °C (preset temperature of the heatgun), 49% conversion into the coupling product was obtained after 30 min of milling. Gratifyingly, total conversion was obtained after 2.5 h of milling. Unfortunately, extraction and filtration on a short pad of silica afforded **5** in only 22% yield. Further developments for increasing the isolated yield of **5** are still ongoing in our laboratory.

To conclude this part, a mechanochemistry-mediated approach was explored for the preparation of N<sup>3</sup>,C<sup>4</sup> aryldisubstituted sydnones. While bromination and iodination of sydnones in a ball-mill were successful, the use of the corresponding halogenated product in Suzuki–Miyaura cross-coupling was low yielding. On the other hand, palladium catalyzed direct activation of N<sup>3</sup> phenyl-substituted sydnone, combining ball-milling and heating provided the diphenyl sydnone with high conversion, albeit with a low yield, but further developments will open the way to the preparation of more analogues including potential ligands for metal complexes.

### Synthesis of norfeprosidnine and linsidomine

Targeting more efficient and “greener” access to biologically active ImSyds like molsidomine and mesocarb, we envisioned transposing our solvent-free mechanochemistry previously developed for sydnones.<sup>4</sup> To validate our hypothesis, we



Scheme 2 Mechanochemical palladium-catalyzed C–H activation.

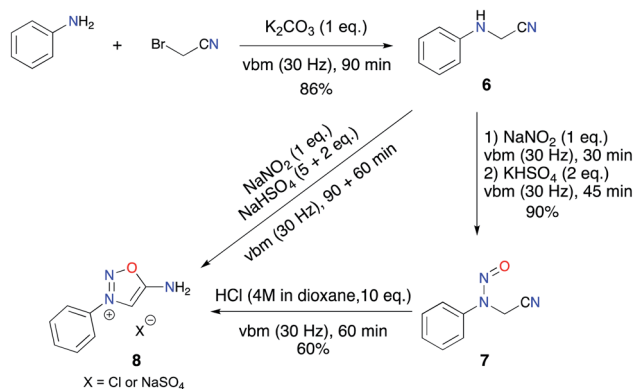


first aimed at the preparation of a non-substituted ImSyd model compound, 3-phenyl-iminosydnone **8**.

Inspired by our previous results on the alkylation of anilines with ethylbromoacetate,<sup>4</sup> we implemented a solvent-free procedure to obtain *N*-phenylaminoacetonitrile. Nucleophilic substitution of aniline on bromoacetonitrile was performed by grinding an equimolar mixture of both reagents in the presence of 1 equivalent of  $K_2CO_3$  as a base for 90 min in a vibratory ball mill. Interestingly, no dialkylated product was detected and the expected aminonitrile **6** was obtained pure in 86% yield after work-up (Scheme 3). Then, we focused on the nitrosylation step. The desired nitroso-aminoacetonitrile **7** was easily formed during a solventless transformation using  $NaNO_2$  as nitroso agent and  $KHSO_4$  as a solid proton donor. Indeed, contrary to the case of *N*-aryl-amino acids which can be nitrosylated in a ball-mill by the sole action of  $NaNO_2$  thanks to the acid proton of the substrate, aminoacetonitrile **6** required a proton source to reach reaction completion. The desired nitroso compound **7** was isolated pure in 90% yield after only 1 h of milling and simple work-up.

With this result in hand, we carried out exploratory trials to achieve the cyclization step with different sources of protons by mechanochemistry and to our delight, grinding **7** with an excess of acid (4 M HCl in dioxane) allowed reaching complete formation of the iminosydnone core. However, considering the potential toxicity of the nitroso intermediates, we moved directly to a one-pot two-step procedure and replaced  $KHSO_4$  with  $NaHSO_4$ , which is less hygroscopic and easier to handle. In the first experiment, 5 equiv. of  $NaHSO_4$  were insufficient to reach complete conversion but an addition of 2 more equiv. allowed **8** to be obtained as the only product formed. However, neither organic nor aqueous work-up led to the isolation of **8** without residual salts.

To address this problem, we first optimized the amount of proton donor to 6 equiv. and then carried out anion metathesis in the ball mill using  $KPF_6$ . This solvent-free method was previously applied in our group for the isolation of imidazolium hexafluorophosphates as NHC precursors.<sup>55,56</sup> This additional step permitted recovery of the desired ImSyd **8** as a hexafluorophosphate salt after simple extraction with EtOAc in 93% yield (Scheme 4). To the best of our knowledge, this is the first example of isolation of an ImSyd with a non-



Scheme 3 Mechanochemical iminosydnone synthesis.



coordinating counter-ion. In addition, this one-pot procedure with only solid reagents avoids resorting to hazardous strong mineral acids ( $\text{HNO}_3$ ,  $\text{HCl}$ ...) and toxic organic solvents (THF, methanol, dioxane...).

Having demonstrated the possibility of synthesizing ImSyd **8** by mechanochemistry, we turned our attention to the preparation of feprosidine and linsidomine in a ball-mill. Concerning feprosidine, because of the regulatory constraints regarding drug precursors and the difficulty of accessing amphetamine, we decided to target an analog of the original molecule, norfeprosidine, and started from phenethylamine. The first experiments confirmed the possibility of obtaining the aminoacetonitrile **9** by the alkylation route. However, with phenethylamine being more prone to dialkylation than aniline, a quick optimization of our previous procedure was required. Finally, using an excess of  $\text{K}_2\text{CO}_3$  allowed **9** to be obtained in 93% yield and with a satisfactory purity after work-up. Then, mechanochemical formation of the ImSyd core was accomplished as previously in a ball-mill, a slight excess of  $\text{NaNO}_2$  being necessary this time to obtain complete conversion, and the desired ImSyd **10** was obtained in high yield without the need for a purification step (Scheme 5).

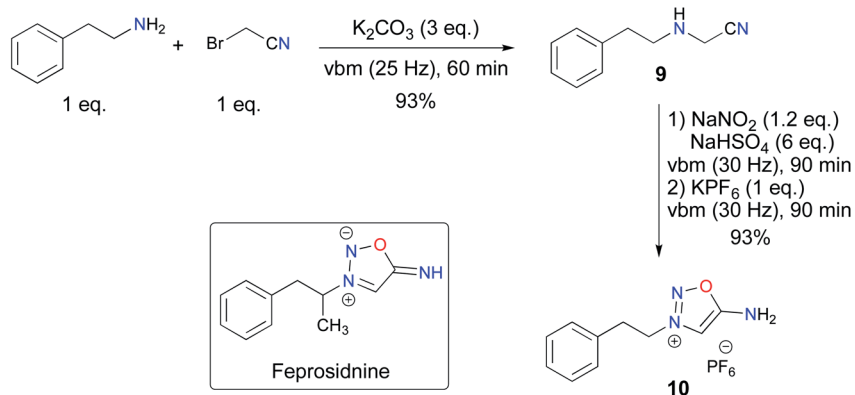
Next, we considered the preparation of linsidomine. In the literature, only Strecker type reactions with 4-aminomorpholine and different forms of formaldehyde are described for the synthesis of the aminoacetonitrile **11**.<sup>57</sup> A test experiment confirmed to us that the alkylation of 4-aminomorpholine by bromoacetonitrile was unsuccessful. As Hernández and Bolm had already set up procedures to perform Strecker reactions by mechanochemistry,<sup>58,59</sup> we confidently envisioned transposing the preparation of **11** in a ball mill (Scheme 5). However, the published reports described mechanochemical Strecker reactions with various aldehydes (aromatic, heteroaromatic, aliphatic) and amines (aliphatic, heterocyclic and anilines) but no examples were published using formaldehyde and hydrazines. We began our study by identifying the different forms of formaldehyde commercially available and we chose to select aqueous formaldehyde solution, 1,3,5-trioxane, sodium formaldehyde bisulfite and paraformaldehyde.

We started with the bisulfite derivative, used by Masuda in the original preparation of 3-dialkylaminosydnones.<sup>60,61</sup> However, grinding in a vbm an equimolar mixture of 4-aminomorpholine and bisulfite adduct resulted in no imine formation according to  $^1\text{H}$  NMR monitoring, and adding KCN (caution: KCN is an extremely toxic chemical) from the start did not have any effect (Table 3, entry 1). As it was shown that addition of  $\text{SiO}_2$  as a solid additive improved dramatically mechanochemical Strecker reactions,<sup>58</sup> 6 equiv. of silica were employed in a new experiment, but no trace of the expected imine was detected. The same outcome was observed using 1,3,5-trioxane as a formaldehyde source.



Scheme 4 One-pot two-step iminosydnone mechanosynthesis.





Scheme 5 Mechanochemical access to feprosidine analogue 10.

As the bisulfite reagent was usually used in aqueous solution, we investigated the effect of a small amount of water as a liquid additive but once again no conversion was observed (Table 3, entry 2). Then, free formaldehyde in solution was reacted and gratifyingly, an excellent result was obtained. Indeed,  $^1\text{H}$  NMR analysis of an aliquot showed complete formation of the imine after 60 min of milling of 4-aminomorpholine with 1 equiv. of formaldehyde in the presence of  $\text{SiO}_2$ , and an additional hour of milling after addition of KCN furnished the expected

Table 3 Optimization of the mechanochemical Strecker reaction for the formation of 11



Entry	Formaldehyde source	CN <sup>-</sup> source (eq.)	Additive (eq.)	Milling conditions	Conv. (%)	Yield of 11 (%)
1	HOCH <sub>2</sub> SO <sub>3</sub> Na	KCN (1.1)	—	25 Hz, 1 h	0	0
2	HOCH <sub>2</sub> SO <sub>3</sub> Na	KCN (1.1) <sup>a</sup>	H <sub>2</sub> O (LAG)	25 Hz, 1 h	0	0
3	Formaldehyde (37% in H <sub>2</sub> O)	KCN (1.1)	SiO <sub>2</sub> (6)	25 Hz, 1 + 1 h	100	n.d. <sup>b,c</sup>
4	Paraformaldehyde	KCN (1.1)	—	25 Hz, 1 + 1 h	100	0 <sup>d</sup>
5	Paraformaldehyde	KCN (1.1)	H <sub>2</sub> O (LAG)	25 Hz, 1 + 1 h	100	0 <sup>d</sup>
6	Paraformaldehyde	KCN (1.1)	SiO <sub>2</sub> (6)	25 Hz, 0.5 + 1.5 h	100	93
7	Paraformaldehyde	K <sub>3</sub> (Fe(CN) <sub>6</sub> ) (1.0)	SiO <sub>2</sub> (6)	30 Hz, 45 + 60 min	100	0 <sup>d</sup>
8	Paraformaldehyde	KCN (1.1)	SiO <sub>2</sub> (6)	30 Hz, 45 + 60 min	100	75 <sup>e</sup>

<sup>a</sup> KCN was directly added to the reaction mixture. <sup>b</sup> n.d. = not determined. <sup>c</sup> Purity >90%, determined by  $^1\text{H}$  NMR. <sup>d</sup> Formation of intermediate imine but no cyanide addition. <sup>e</sup> Yield after purification on silica gel.



aminonitrile **11** in quantitative yield, albeit impure (Table 3, entry 3). Traces of residual by-products in the NMR spectra and our will to go a step further led us to test in this transformation the use of less toxic paraformaldehyde. The first trials with this reagent proved unsuccessful. Although the imine was formed, cyanide addition did not occur and no trace of the expected aminonitrile was detected (Table 3, entries 4 and 5). However, using 6 equiv. of  $\text{SiO}_2$  as a solid additive gave satisfactory results. When the 2 steps of the transformation were carried out successively, the desired product **11** was obtained with excellent yield and good purity (Table 3, entry 6), whereas when KCN was introduced at the start of the experiment, the aminonitrile was obtained as the main compound but with a less satisfactory  $^1\text{H}$  NMR spectrum. Finally, we tried to use another solid additive ( $\text{NaHSO}_4$ ) but more by-products were again detected, and with a non-toxic cyanide source,<sup>62,63</sup>  $\text{K}_3(\text{Fe}(\text{CN})_6)$ , the nitrile adduct did not form (Table 3, entry 7). It is also important to note that work-up is very straightforward. The reaction mixture was suspended in EtOAc and filtered, and the final product was obtained after evaporation under vacuum. Purification of the reaction mixture by flash chromatography did not bring any improvement to the method: the final yield was slightly lower and the  $^1\text{H}$  NMR spectrum was very similar to the one of the crude product (Table 3, entry 8).

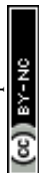
So, an efficient and solventless Strecker reaction was successfully developed in a ball mill for the preparation of the linsidomine precursor **11** (Table 3, entry 6). To the best of our knowledge, this is the first instance of a mechanochemical Strecker reaction using paraformaldehyde and our result shows that under ball milling conditions the polymeric form of the aldehyde does not hamper the progress of the expected transformation.

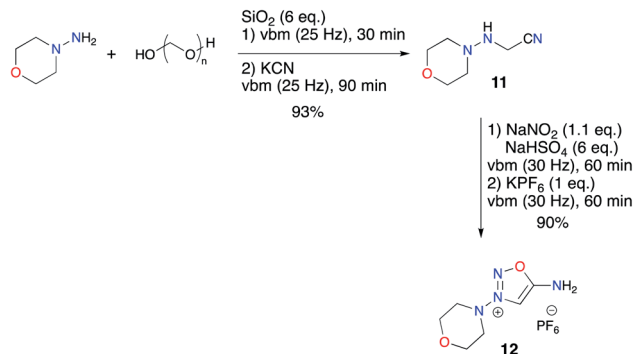
Finally, we implemented the previously devised one-pot two-step procedure which allowed formation of the ImSyd hexafluorophosphate **12** with a very good yield (Scheme 6).

Hence, an unprecedented solventless and mechanochemical synthesis of several ImSyds, known for their biological activities, was developed. The aminoacetonitriles required for the preparation of these ImSyds were synthesized either by alkylation of an aryl/alkyl primary amine or by a Strecker reaction using only solid reagents, both approaches being carried out in a ball mill, with simplified purification steps. Attempts to replace the potassium cyanide source with less toxic sources were not successful. We showed that the ImSyd ring can be formed during a one-pot two-step solid state reaction with  $\text{NaNO}_2$  as nitrosylating agent and  $\text{NaHSO}_4$  as solid proton donor. An additional anion metathesis step gave access to ImSyds as hexafluorophosphate salts which were recovered by simple extraction.

## Conclusions

The innovative mechanosynthesis of sydnones and iminosydnones, reported herein, provides particularly easy, safe and efficient methods for the preparation of these molecules. Each step was optimized to provide a maximized conversion towards the targeted molecule, hence improving the purification procedures. This opens the way to the facilitated synthesis of sydnone-based ligands and iminosydnone derived biologically active molecules. Most of all, the use of toxic and harmful solvents is drastically reduced not only because of the reaction





Scheme 6 Mechanochemical synthesis of linsidomine **12**.

conditions, but also because it avoids the use of column chromatography as a purification method. Compared to previously reported procedures, this work marks a significant improvement in terms of safety and environmental impact, two aspects of great value for the current chemical and pharmaceutical industries. Further work is underway to provide alternatives to the use of toxic cyanide.

## Conflicts of interest

There is no conflict of interest to declare.

## Acknowledgements

We gratefully acknowledge financial support from the CNRS, the University of Montpellier and Institut Universitaire de France.

## Notes and references

- D. L. Browne and J. P. A. Harrity, *Tetrahedron*, 2010, **66**, 553–568.
- E. Decuypère, L. Plougastel, D. Audisio and F. Taran, *Chem. Commun.*, 2017, **53**, 11515–11527.
- K. Porte, B. Renoux, E. Péraudeau, J. Clarhaut, B. Eddhif, P. Poinot, E. Gravel, E. Doris, A. Wijkhuisen, D. Audisio, S. Papot and F. Taran, *Angew. Chem., Int. Ed.*, 2019, **58**, 6366–6370.
- N. Pétry, T. Vanderbeeken, A. Malher, Y. Bringer, P. Retailleau, X. Bantreil and F. Lamaty, *Chem. Commun.*, 2019, **55**, 9495–9498.
- X. Bantreil, N. Pétry and F. Lamaty, *Dalton Trans.*, 2019, **48**, 15753–15761.
- J. C. Earl and A. W. Mackney, *J. Chem. Soc.*, 1935, 899–900.
- J. Applegate and K. Turnbull, *Synthesis*, 1988, 1011–1012.
- P. Brookes and J. Walker, *J. Chem. Soc.*, 1957, 4409–4416.
- H. Kato, M. Hashimoto and M. Ohta, *Nippon Kagaku Zasshi*, 1957, **78**, 707.
- V. G. Yashunskii and L. E. Kholodov, *Russ. Chem. Rev.*, 1980, **49**, 28–45.
- K. Kikuchi, M. Hirata and Y. Aramaki, *Jpn. J. Pharmacol.*, 1970, **20**, 23–43.
- K. Schönafinger, *Il Farmaco*, 1999, **54**, 316–320.



- 13 V. Levina, N. V. Grigor'ev and V. G. Granik, *Chem. Heterocycl. Compd.*, 2004, **40**, 507–509.
- 14 E. Y. Khmel'nitskaya, V. I. Levina, L. A. Trukhacheva, N. B. Grigoriev, V. N. Kalinin, I. A. Cherepanov, S. N. Lebedev and V. G. Granik, *Russ. Chem. Bull.*, 2004, **53**, 2840–2844.
- 15 K. Rehse, M. Kämpfe and K.-J. Schleifer, *Arch. Pharm.*, 1993, **326**, 483–487.
- 16 H. Chen, M. Liu, M. Sathyamoorthy, Q. Su, L. Leary and W. S. Zhong, WO2011069051, 2011.
- 17 H. Chen, M. Liu, Q. Su and M. Raisinghani, WO2008112968, 2008.
- 18 J. L. Ellis, D. S. Garvey and C.-E. Lin, WO2007086884, 2007.
- 19 H. D. Navadiya, A. R. Jivani, N. K. Undavia and B. S. Patwa, *Indian J. Heterocycl. Chem.*, 2009, **19**, 87–88.
- 20 I. A. Cherepanov, Y. Y. Spiridonov, S. K. Moiseev and E. F. Khirazov, Russia Pat., RU2656212C1, 2018.
- 21 S. Acharya, P. Rogers, R. R. Krishnamoorthy, D. L. Stankowska, H. V. Dias and T. Yorio, *Bioorg. Med. Chem. Lett.*, 2016, **26**, 1490–1494.
- 22 K. Masuda and Y. Imashiro, Germany Pat., DE1659897, 1967.
- 23 Y. Asahi, K. Shinozaki and M. Nagaoka, *Chem. Pharm. Bull.*, 1971, **19**, 1079–1088.
- 24 M. Feelisch, J. Ostrowski and E. Noack, *J. Cardiovasc. Pharmacol.*, 1989, **14**, S13–S22.
- 25 L. Soulère, P. Hoffmann and F. Bringaud, *J. Heterocycl. Chem.*, 2003, **40**, 943–947.
- 26 J. Reden, *J. Vasc. Res.*, 1990, **27**, 282–294.
- 27 P. Ying, J. Yu and W. Su, *Adv. Synth. Catal.*, 2021, **363**, 1246–1271.
- 28 M. Solares-Briones, G. Coyote-Dotor, J. C. Páez-Franco, M. R. Zermeño-Ortega, C. M. de la O Contreras, D. Canseco-González, A. Avila-Sorrosa, D. Morales-Morales and J. M. Germán-Acacio, *Pharmaceutics*, 2021, **13**, 790.
- 29 K. Kubota and H. Ito, *Trends Chem.*, 2020, **2**, 1066–1081.
- 30 T. Friščić, C. Mottillo and H. M. Titi, *Angew. Chem., Int. Ed.*, 2020, **59**, 1018–1029.
- 31 D. Tan and T. Friščić, *Eur. J. Org. Chem.*, 2018, 18–33.
- 32 J. Howard, Q. Cao and D. L. Browne, *Chem. Sci.*, 2018, **9**, 3080–3094.
- 33 J. G. Hernández and C. Bolm, *J. Org. Chem.*, 2017, **82**, 4007–4019.
- 34 J.-L. Do and T. Friščić, *ACS Cent. Sci.*, 2017, **3**, 13–19.
- 35 J. G. Hernández and T. Friščić, *Tetrahedron Lett.*, 2015, **56**, 4253–4265.
- 36 G.-W. Wang, *Chem. Soc. Rev.*, 2013, **42**, 7668–7700.
- 37 L. Takacs, *Chem. Soc. Rev.*, 2013, **42**, 7649–7659.
- 38 S. L. James, C. J. Adams, C. Bolm, D. Braga, P. Collier, T. Friščić, F. Grepioni, K. D. M. Harris, G. Hyett, W. Jones, A. Krebs, J. Mack, L. Maini, A. G. Orpen, I. P. Parkin, W. C. Shearouse, J. W. Steed and D. C. Waddell, *Chem. Soc. Rev.*, 2012, **41**, 413–447.
- 39 O. Bento, F. Luttringer, T. Mohy El Dine, N. Pétry, X. Bantreil and F. Lamaty, *Eur. J. Org. Chem.*, 2022, e202101516.
- 40 R. A. Eade and J. C. Earl, *J. Chem. Soc.*, 1948, 2307–2310.
- 41 J. C. Earl, *Recl. Trav. Chim. Pays-Bas*, 1956, **75**, 1080–1082.
- 42 S. Ito and K. Turnbull, *Synth. Commun.*, 1996, **26**, 1441–1446.
- 43 H.-J. Tien, M.-Y. Yeh and C.-Y. Huang, *J. Chin. Chem. Soc.*, 1985, **32**, 461–465.



- 44 S. Salmanpoor, M. Tajbakhsh, S. Habibzadeh, D. Azarifar and H. Ghasemnejad-Bosra, *J. Chem. Res.*, 2008, **2008**, 662–663.
- 45 I. F. Nashashibi, J. M. Tumeay, B. L. Owens and K. Turnbull, *Org. Prep. Proced. Int.*, 2017, **49**, 59–63.
- 46 D. L. Browne, J. B. Taylor, A. Plant and J. P. A. Harrity, *J. Org. Chem.*, 2009, **74**, 396–400.
- 47 W. Baker, W. D. Ollis and V. D. Poole, *J. Chem. Soc.*, 1950, 1542–1551.
- 48 E. N. Beal and K. Turnbull, *Synth. Commun.*, 1992, **22**, 1515–1522.
- 49 D. Azarifar and H. Ghasemnejad-Bosra, *Synthesis.*, 2006, 1123–1126.
- 50 D. C. Brown and K. Turnbull, *Synth. Commun.*, 2013, **43**, 3233–3237.
- 51 F. Dumitrascu, C. Draghici, D. Dumitrescu, L. Tarko and D. Raileanu, *Liebigs Ann.*, 1997, 2613–2616.
- 52 G. A. Bowmaker, *Chem. Commun.*, 2013, **49**, 334–348.
- 53 T. Seo, T. Ishiyama, K. Kubota and H. Ito, *Chem. Sci.*, 2019, **10**, 8202–8210.
- 54 Z. Yao, X. Wu, X. Zhang, Q. Xiong, S. Jiang and Z. Yu, *Org. Biomol. Chem.*, 2019, **17**, 6777–6781.
- 55 A. Beillard, F. Quintin, J. Gatignol, P. Retailleau, J.-L. Renaud, S. Gaillard, T.-X. Métro, F. Lamaty and X. Bantreil, *Dalton Trans.*, 2020, **49**, 12592–12598.
- 56 A. Beillard, X. Bantreil, T.-X. Métro, J. Martinez and F. Lamaty, *Dalton Trans.*, 2016, **45**, 17859–17866.
- 57 P. G. Wang, M. Xian, X. Tang, X. Wu, Z. Wen, T. Cai and A. J. Janczuk, *Chem. Rev.*, 2002, **102**, 1091–1134.
- 58 J. G. Hernández, M. Turberg, I. Schiffers and C. Bolm, *Chem.–Eur. J.*, 2016, **22**, 14513–14517.
- 59 S. Dabral, M. Turberg, A. Wanninger, C. Bolm and J. G. Hernandez, *Molecules*, 2017, **22**, 146.
- 60 K. Masuda, T. Kamiya, Y. Imashiro and T. Kaneko, *Chem. Pharm. Bull.*, 1971, **19**, 72–79.
- 61 K. Masuda, Y. Imashiro and T. Kaneko, *Chem. Pharm. Bull.*, 1970, **18**, 128–132.
- 62 C. Bolm, R. Mocchi, C. Schumacher, M. Turberg, F. Puccetti and J. G. Hernandez, *Angew. Chem., Int. Ed.*, 2018, **57**, 2423–2426.
- 63 C. Grundke and T. Opatz, *Green Chem.*, 2019, **21**, 2362–2366.

