

Cite this: *Chem. Sci.*, 2026, 17, 1569

Electrolyte coordination environments in wide-temperature aqueous metal batteries: mechanisms and design strategies

Jiashuo Zhang,^{ab} Tao Liu,^{ab} Xusheng Dong,^{ab} Zhongju Chen,^{ab} Bin Tang,^a Fanxing Bu,^{bc} Hongpeng Li,^d Zhen Zhou,^a Dongliang Chao^{id *ac} and Ruizheng Zhao^{id *abef}

Aqueous metal batteries (AMBs) are promising for energy storage, which is attributed to their intrinsic safety, low cost, and environmental friendliness. However, they degrade at extreme temperatures, *i.e.*, they undergo crystallization at low temperatures and evaporation or heat-driven side reactions at high temperatures, which have raised performance and safety concerns. Addressing these challenges requires simultaneous thermodynamic and kinetic insights into electrolyte behavior under such conditions. Among various strategies, tuning intermolecular interactions to optimize the electrolyte coordination environment has been proven to be especially effective. However, comprehensive treatments that integrate both low- and high-temperature regulation and provide underlying electrochemical mechanisms remain scarce. This review (i) dissects the failure modes of AMBs under extreme temperature conditions, (ii) discusses advances related to molecular-interaction tuning for wide-temperature performance, and (iii) offers perspectives and design guidelines for future research and development.

Received 5th November 2025
Accepted 23rd December 2025

DOI: 10.1039/d5sc08605a

rsc.li/chemical-science

1. Introduction

As the demand for electrochemical energy storage has grown, aqueous metal batteries (AMBs) have gained attention for their low cost, intrinsic safety, and eco-friendliness, and high energy density.^{1–5} AMBs are already used in portable electronics,^{6–10} yet their performance in extreme environments (*e.g.*, polar and aerospace settings) is constrained by electrolyte phase transitions.^{11–15} The thermal stability of an aqueous electrolyte is determined by the solvation/coordination structure, which is shaped by intermolecular interactions.^{16–21} At low temperatures (<−20 °C), elevated desolvation energy can impede ion transport, while strengthened hydrogen bonding (HB) among free water molecules can induce crystallization. At high temperatures (>60 °C), weakened solvation structures may cause solute decomposition and parasitic reactions.^{22–27} Thus, regulating intermolecular interactions to optimize the coordination

environment is essential for electrolytes that can operate reliably over a wide temperature range.

Various strategies have been proposed to overcome the dilemma of the wide-temperature adaptability of AMBs, but optimizing the electrolyte remains a core approach (Fig. 1a).^{28–32} The solvation-structure framework, *i.e.* the connection between intermolecular interactions and the electrolyte coordination environment, is key for understanding and designing AMBs.^{33–38} Some researchers have reviewed the solvation process and emphasized its significant impact on electrochemical performance. These effects are intensified at low temperatures due to sluggish ion kinetics, higher viscosity, and crystallization.^{39,40} To mitigate them, polar additives and highly concentrated electrolytes have been employed to modulate intermolecular interactions and reshape coordination environments.^{41,42} For example, MgCl₂ has been used in aqueous magnesium-based batteries, where Cl[−] adjusts the coordination environment, lowering the desolvation energy and freezing point.⁴³ However,

^aInterdisciplinary Research Center for Sustainable Energy Science and Engineering (IRC4SE²), Engineering Research Center of Advanced Functional Material Manufacturing of Ministry of Education, School of Chemical Engineering, Zhengzhou University, Zhengzhou 450001, Henan, China. E-mail: rzzhao@zzu.edu.cn

^bZhongyuan Critical Metals Laboratory, Zhengzhou University, Zhengzhou 450001, Henan, China

^cLaboratory of Advanced Materials, Aqueous Battery Center, Shanghai Wusong Laboratory of Materials Science, College of Smart Materials and Future Energy,

Fudan University, Shanghai 200433, Shanghai, China. E-mail: chaod@fudan.edu.cn

^dCollege of Mechanical Engineering, Yangzhou University, Yangzhou 225127, China
^eSalt Lake Chemical Engineering Research Complex, Qinghai University, Qinghai 810016, Gansu, China

^fNational Key Laboratory of Special Rare Metal Materials, Zhengzhou University, China



this approach can raise safety concerns at high temperatures: accelerated transport may trigger electrolyte decomposition, evaporation, and Cl^- oxidation, causing pH shifts, corrosion, and parasitic reactions.⁴⁴ Currently, high-temperature strategies typically employ flame retardants, thermally stable salts, or solid-state electrolytes to suppress evaporation and enhance safety.^{45–47} Overall, many methods work only within narrow temperature windows and rely heavily on composition tuning, often without mechanistic clarity on how molecular interactions govern thermal stability.^{48–53} Therefore, designing wide-temperature electrolytes demands systematic regulation of molecular-level interactions and coordination structures to balance low- and high-temperature performance.



Jiashuo Zhang

Jiashuo Zhang received his bachelor's degree from Henan University of Science and Technology in 2024. He is currently a graduate student in the School of Chemical Engineering at Zhengzhou University. His research interests focus on electrolyte engineering for zinc-based aqueous batteries.



Dongliang Chao

Dongliang Chao obtained his PhD from Nanyang Technological University, Singapore (NTU, Prof. Ze Xiang Shen and Prof. Hong Jin Fan), and trained at the University of California, Los Angeles, USA (UCLA, Prof. Bruce Dunn) in 2016 as a joint researcher. He worked as a Research Fellow and senior researcher, respectively, at NTU and The University of Adelaide, Australia (UoA, Prof. Shi-Zhang Qiao). Dr Chao joined Fudan

University in 2020, at the Laboratory of Advanced Materials, College of Smart Material and Future Energy, working on electrochemical fundamentals and porous material applications for next-generation, safe, low-cost, and scalable energy storage. Prof. Chao is now serving as Executive Director of the Aqueous Battery Centre (ABC) and Deputy Director of Journal Development Center, Fudan University. He is the Executive Editor of Science and AI, an Associate Editor of Materials Today Energy, an Editorial Group Member of National Science Review, an Academic Editor for Exploration and Interdisciplinary Materials, and a Board Member for EES, Next Energy, Batteries, SmartMat, Carbon Energy, and eScience, among others.

Recent atomic-level research has advanced our understanding of ion transport in AMBs. These studies have systematically analyzed low-temperature electrolyte regulation through atomic insights and have proposed molecular-design principles for one specific kind of all-weather aqueous metal battery.^{22,54} However, existing reviews typically address either high- or low-temperature regimes—or focus on a specific battery type—without an integrated wide-temperature perspective (Fig. 1b). This review fills that gap by centering on the regulation of the electrolyte coordination environment *via* tailored molecular interactions. Unlike traditional perspectives, we designed a “moderate solvation structure” by regulating the intermolecular forces. This strategy is not limited to the regulation of a certain type of AMB, nor is it confined to high or low temperatures. This strategy regulates the delicate balance of solvent–cation–anion interactions, avoiding one-dimensional modifications of intermolecular forces or selective tuning of specific AMB systems. Furthermore, this method is not confined to enhancing battery performance at either high or low temperatures, but is applicable across a wide temperature range. We systematically examine the governing mechanisms, discuss design strategies for stable performance across a broad temperature range, and offer practical recommendations to guide future wide-temperature AMB development.

2. Challenges faced by AMBs at extreme temperatures

Despite the advantages of AMBs in terms of safety, cost, and environmental sustainability, AMBs still face critical challenges



Ruizheng Zhao

Ruizheng Zhao received her BSc. degree in Materials Chemistry from Northeast Forestry University in 2015. Then she received her PhD in Materials Science and Engineering from Shandong University, which she completed in 2020 under the supervision of Prof. Longwei Yin. From 2021 to 2022, she worked as a post-doctoral fellow in the research group of Prof. Dongyuan Zhao at Fudan University. Her research focuses on the interface chem-

istry of high-energy secondary batteries and high-safety, low-cost, new aqueous energy storage devices, and related areas.



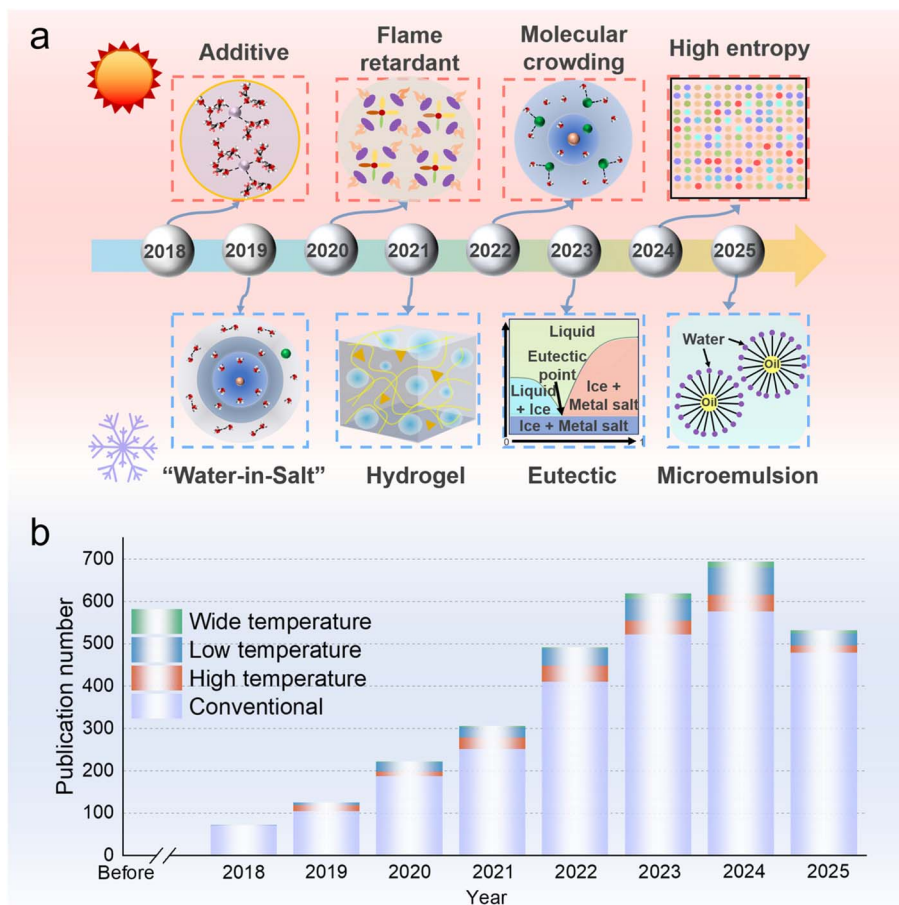


Fig. 1 (a) A timeline of key milestones in the engineering of wide-temperature AMBs. (b) The number of publications relating to wide-temperature AMBs.

(Fig. 2a). Beyond common issues such as dendrite formation and gas evolution, temperature-induced failures, such as electrolyte crystallization, performance degradation caused by extremely sluggish kinetics at low temperatures, thermal runaway and decomposition caused by poor thermodynamics at high temperatures, remain major barriers to achieving wide-temperature operation. Unlike conventional organic-based batteries, aqueous-based batteries contain a large number of free water molecules with high reactivity, whose intrinsic physicochemical properties compromise electrolyte stability under extreme conditions. These challenges are closely linked to the molecular interactions that govern the electrolyte's coordination environment (Fig. 2b). Therefore, this section provides a comprehensive overview of the key failure modes of AMBs at extreme temperatures, elucidating the underlying thermodynamic and kinetic mechanisms and highlighting the significant impact of changes in the intermolecular forces that drive these behaviors (Fig. 2c).⁵⁵

2.1 Low-temperature thermodynamic analysis

From a thermodynamic perspective, the main challenge facing low-temperature electrolytes is crystallization. The solid-liquid

phase transition is governed by changes in the Gibbs free energy (ΔG), described by the following equation:

$$\Delta G = \Delta H - T\Delta S \quad (1)$$

where ΔH , T , and ΔS refer to the enthalpy change, the absolute temperature in K , and the entropy change of the actual electrolyte system, respectively.^{56,57} When $\Delta G = 0$, the electrolyte system undergoes an equilibrium phase transition process.⁵⁸ The temperature at which the electrolyte reaches this point, T_m , is the solid-liquid phase transition temperature, and T_m depends on the ratio of the enthalpy change, ΔH , to the entropy change, ΔS , as denoted in the equation:

$$T_m = \frac{\Delta H}{\Delta S} = \frac{H_{\text{soln}} - H_{\text{ice}} - H_{M \cdot nH_2O}}{S_{\text{soln}} - S_{\text{ice}} - S_{M \cdot nH_2O}} \quad (2)$$

where H_{soln} , H_{ice} , and $H_{M \cdot nH_2O}$ represent the enthalpies of the solution, of ice, and of the hydrated salt $M \cdot nH_2O$, respectively. S_{soln} , S_{ice} , and $S_{M \cdot nH_2O}$ are the entropies of the solution, of ice, and of $M \cdot nH_2O$, respectively.

As the temperature decreases, the thermal motion of water molecules weakens, stable hydrogen bonds take precedence, and liquid water gradually turns into ice. Water transforms from a short-range ordered tetrahedral structure in a liquid



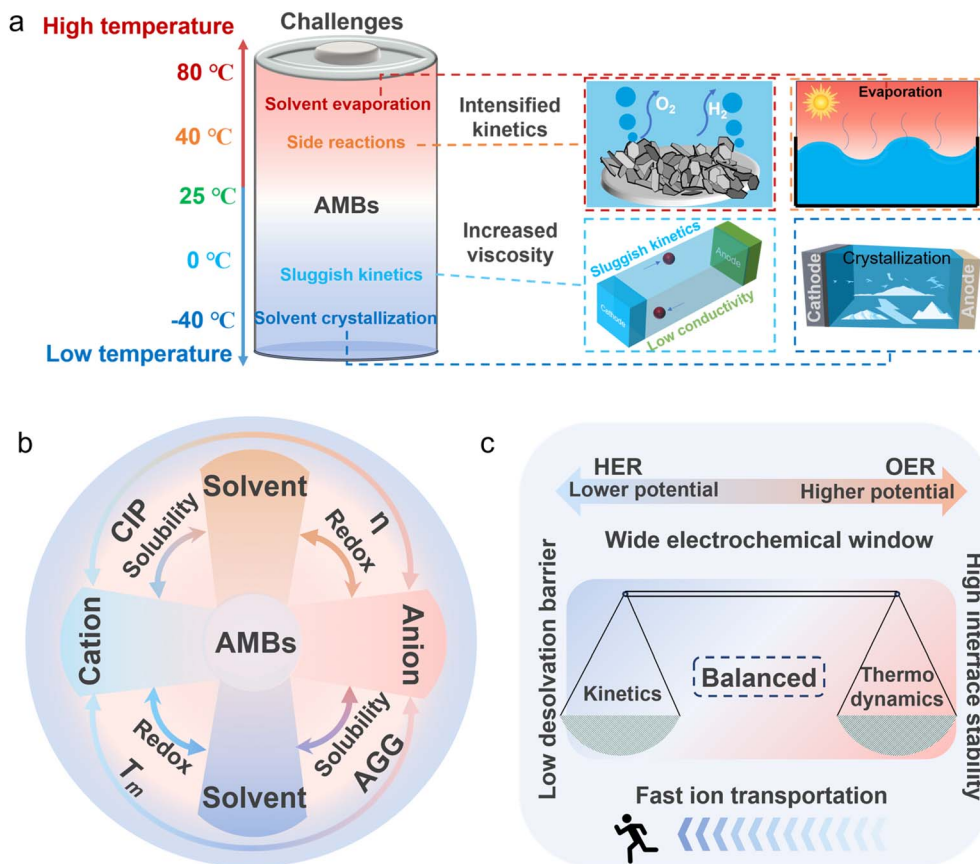


Fig. 2 (a) High- and low-temperature challenges faced by AMBs. (b) An electrolyte–component interaction map (T_m : melting point; η : viscosity; CIP: contact ion pair; AGG: aggregates). (c) Kinetic and thermodynamic equilibrium.

state to a long-range ordered hexahedral structure.^{59–61} Constraints on the degrees of freedom of molecular motion and the formation of long-range ordered structures lead to a significant reduction in structural entropy, raising T_m .^{62,63} As the enthalpy and entropy of ice and solutes are relatively constant, maintaining the electrolyte in a liquid state at low temperature requires a solution with lower ΔH and higher ΔS .^{64,65} Introducing strongly polar molecules or co-solvents can reduce ΔH by releasing heat through intermolecular interactions and simultaneously disrupt the HB network and coordination environment, increasing system entropy.^{66,67} Therefore, creating a multi-component solvation structure that regulates the HB network and coordination environment is an effective strategy for stabilizing aqueous electrolytes at low temperatures.

2.2 Low-temperature kinetic analysis

In addition to thermodynamic limitations, kinetic factors such as desolvation, polarization, and charge transfer also significantly affect the performance of AMBs at low temperatures.^{68,69} During the desolvation process, higher solvation energy leads to a higher energy barrier, which hinders the dissolution of metal ions. At low temperatures, reduced thermal motion and molecular freedom increase intermolecular interactions, promoting the formation of stable coordination structures and further elevating solvation energy and impeding ion

dissolution.^{70,71} Additionally, the ionic conductivity (σ), which depends on ion concentration (n_i), mobility (μ_i), unit charge (e), and valence (z), is adversely affected. Moreover, strong interactions within large solvation clusters restrict molecular mobility, increasing electrolyte viscosity.^{72,73} As a result, the associated ionic conductivity (σ) also decreases as a function of temperature. Of these, ion concentration is determined by the salt content, and ion mobility is inversely related to the viscosity (η) and radius (r) of solvated metal ions, following the Stokes–Einstein equation:

$$\sigma = \sum_i n_i \mu_i z e \quad (3)$$

$$\mu = \frac{ze}{6\pi\eta r} \quad (4)$$

As the temperature decreases, the viscosity of the electrolyte increases, which hinders the ion mobility and reduces electrical conductivity.⁷⁴ The reduction in kinetics caused by these factors will significantly impact battery performance. Taking one of the essential performance parameters—voltage—as an example, it is also influenced by the solvation structure.⁷⁵ From the perspective of kinetics, operating at low temperatures induces greater battery polarization, including ohmic, concentration, and electrochemical polarization, all of which contribute to



a voltage drop. The working voltage (E) of a battery can be described by the following equation:

$$E = E_0 - [(\eta_{ct})_a + (\eta_c)_a] - [(\eta_{ct})_c + (\eta_c)_c] - IR_i E \quad (5)$$

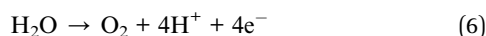
$$= E_0 - [(\eta_{ct})_a + (\eta_c)_a] - [(\eta_{ct})_c + (\eta_c)_c] - IR_i$$

where E_0 represents the voltage, $(\eta_{ct})_a$ and $(\eta_{ct})_c$ represent the activation polarization or ohmic polarization overpotential at the anode or cathode, respectively, and $(\eta_c)_a$ and $(\eta_c)_c$ represent the concentration polarization overpotential at the anode and cathode, respectively. I represents the applied current, and R_i represents the internal resistance. This equation explains how battery voltage is influenced by polarization and internal resistance, both of which are affected by the coordination environment structure.

At low temperatures, battery polarization can be categorized into three types. (i) Ohmic polarization arises from increased resistance to ion transport. Lower temperatures lead to higher electrolyte viscosity and reduced conductivity, primarily due to the sluggish movement of large solvated clusters. (ii) Concentration polarization occurs when the ion transport rate lags behind the electrode reaction rate, causing ion accumulation or depletion near the electrode surface. This is exacerbated by the slow diffusion of large solvation clusters and high energy coordination environment structures that hinder ion dissociation and interfacial reactions—especially at high current densities. (iii) Electrochemical polarization results from sluggish interfacial charge transfer. At low temperatures, the increased activation energy for ion desolvation and electrochemical reactions slows down the electron transfer kinetics, requiring higher overpotentials to sustain reactions.^{76,77} In summary, achieving a stable aqueous electrolyte at low temperatures requires balancing thermodynamic and kinetic factors. This can be realized by regulating intermolecular interactions to construct a robust coordination environment structure with favorable physicochemical properties.

2.3 High-temperature thermodynamic analysis

Unlike at low temperatures, where the main thermodynamic challenge is insufficient energy (*e.g.*, high dissolution barriers and electrolyte crystallization), high-temperature conditions present the opposite problem, *viz.*, excess energy. This leads to thermal decomposition and electrolyte evaporation.^{78,79} One of the earliest consequences of elevated temperatures is the narrowing of the electrolyte's electrochemical stability window (ESW), which is defined by its oxidation potential (E_{ox}) and reduction potential (E_{red}). High temperatures alter the equilibrium potential of electrode surface reactions, thereby directly reducing the ESW.^{80–82} For example, in the case of oxygen evolution, as per:



The equilibrium potential E_{ox} can be described by the Nernst equation:

$$E_{ox} = E_{ox}^0 - \frac{RT}{nF} \ln \left(\frac{a_{H_2O}}{a_{O_2} a_{H^+}^4} \right) \quad (7)$$

where E_{ox}^0 is the standard equilibrium potential, and a_{H_2O} , a_{O_2} , and a_{H^+} are the activities of H_2O , O_2 and H^+ , respectively. As the temperature increases, the thermal motion of water molecules intensifies, weakening the HB network and increasing the activity of free water molecules. Meanwhile, gas solubility decreases at higher temperatures (according to Henry's law: under certain conditions of temperature and equilibrium, the solubility of a gas in a liquid is directly proportional to the equilibrium partial pressure of the gas), reducing the activity of dissolved oxygen due to its escape from the electrolyte. Consequently, the term $\frac{RT}{nF} \ln \left(\frac{a_{H_2O}}{a_{O_2} a_{H^+}^4} \right)$ increases, shifting E_{ox} to lower potentials, thereby narrowing the electrochemical stability window and promoting the oxygen evolution reaction.^{83,84} Thermodynamically, elevated temperatures enhance the thermal energy of electrons, increasing the likelihood of transitions to higher energy levels.^{85,86} Additionally, this also affects the electrolyte's solvation structure, weakening the dipole-dipole interactions between solvent molecules and reducing solvation stability.^{87,88} Moreover, the increased thermal agitation raises the probability of electron transitions from the HOMO to the LUMO or higher excited states, effectively narrowing the energy gap. This promotes side reactions at the electrode interface, leading to the growth of a thicker solid electrolyte interphase (SEI). The thickened SEI further depletes electrolyte components and hinders efficient ion transport across the electrode-electrolyte interface.^{89,90}

2.4 High-temperature kinetic analysis

At low temperatures, the primary challenges are high dissolution energy barriers and sluggish ion transport. In contrast, these limitations are largely alleviated at high temperatures.^{91–93} According to the Stokes-Einstein equation, self-diffusivity is inversely related to viscosity:

$$D = \frac{kT}{6\pi\eta r} \quad (8)$$

where D is the self-diffusion coefficient. As the temperature T increases, η decreases and D increases, highlighting their inverse relationship. This promotes ion mobility and benefits the kinetic behavior of the electrolyte.^{94,95} However, while elevated temperatures enhance ion transport, they also significantly accelerate side reactions. Further to the effects of the narrowing of the ESW mentioned above, the increase in temperature accelerates the rates of the hydrogen and oxygen evolution reactions as well as the decomposition of the electrolyte, disrupting the thermodynamic and kinetic balance. Moreover, the products of these side reactions will cause a large accumulation of gas and an imbalance in the pH of the electrolyte, leading to the decomposition of the SEI and severe electrode corrosion. This will cause further deterioration of the electrolyte, resulting in rapid battery failure. According to the Arrhenius equation, the reaction rate constant (k) is given by:

$$k = A \exp \left(-\frac{E_a}{RT} \right) \quad (9)$$



where E_a is the activation energy, and A is the pre-exponential factor. As the temperature increases, the term $\exp\left(-\frac{E_a}{RT}\right)$ increases, significantly accelerating side-reaction rates.^{96,97} Most of the side reactions are exothermic, and if the heat generated is not effectively dissipated, it can lead to rapid battery degradation and even trigger thermal runaway, posing serious safety risks.^{98,99} In summary, while elevated temperatures can enhance battery performance by improving ion transport and reaction kinetics, they can also intensify thermodynamic instability. Achieving stable and safe operation under high-temperature conditions requires careful balancing of thermodynamic and kinetic factors. Therefore, the design of thermally robust coordination environment structures is essential for high-temperature aqueous electrolytes.

3. Mechanism and design strategies for wide-temperature AMBs

Tailoring the electrolyte coordination environment is a promising strategy to mitigate the performance limits of AMBs at extreme temperatures. That environment is governed by three interdependent interactions, *i.e.*, solvent–solvent, solvent–ion, and ion–ion, that together determine the electrolyte's physico-chemical properties. Effective regulation, therefore, requires precise, targeted modulation of these interactions. In this section, we examine atomic-scale mechanisms for designing wide-temperature aqueous electrolytes *via* the controlled tuning of intermolecular interactions.

3.1 Regulation of solvent–solvent interactions

Regulating solvent–solvent interactions in AMBs mainly means modulating water–water HBs. Each H₂O molecule can form up to four HBs (two donor H atoms and two acceptor lone pairs), producing an extended tetrahedral network (Fig. 3a). At low temperatures, this ordered network promotes crystallization and electrolyte freezing; at high temperatures, increased molecular motion disrupts HBs and accelerates evaporation. Therefore, disrupting or reconfiguring the intrinsic HB network is essential for stabilizing aqueous electrolytes across a wide temperature range.

A common approach is to introduce co-solvents or additives, which weaken the water–water HBs while strengthening the water–co-solvent interactions (Fig. 3b).^{100,101} For instance, Naveed *et al.* used the flame-retardant triethyl phosphate as an additive, which stabilizes aqueous zinc batteries (AZBs) at elevated temperatures. However, this additive does not effectively disrupt the HB network, so it only partially suppresses high-temperature decomposition/combustion and offers limited low-temperature protection.¹⁰² Conversely, Hu's team introduced a quaternized galactomannan polysaccharide rich in hydroxyl groups, which effectively binds free water and breaks the HB network, enabling operation down to -30 °C; however, its polymeric nature makes it prone to thermal degradation and it is therefore unsuitable for obtaining high-temperature stability.¹⁰³

To disrupt the HB network effectively, co-solvents should form strong hydrogen-bonding donor/acceptor (HBD/HBA) interactions with water, preferably stronger than water–water interactions, and multifunctional HB groups further enhance this effect. Typical water-miscible candidates include sulfoxides, sulfones, nitriles, alcohols, amides, phosphate esters and ketones.^{104–110} An

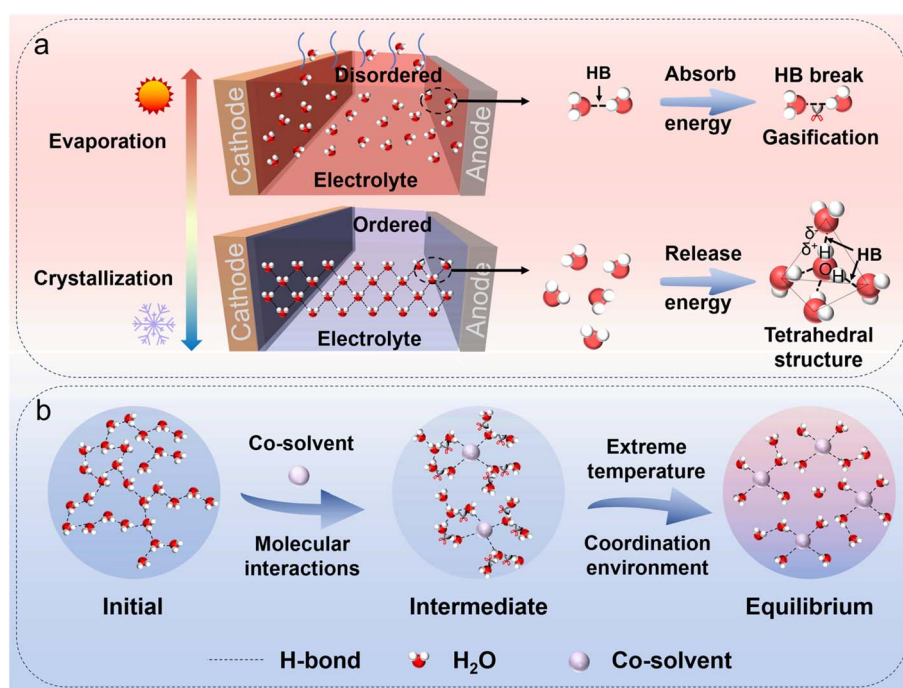


Fig. 3 (a) Water-related failure modes of AMB electrolytes at low and high temperatures. (b) A schematic diagram of temperature-driven changes in the electrolyte coordination environment.



ideal co-solvent, therefore, should combine the following characteristics: (i) good miscibility with water, (ii) abundant HBA/HBD sites, (iii) a high dielectric constant, (iv) chemical and thermal robustness, and (v) low cost. Practical demonstrations support this strategy. A water-eutectic system with ethylene glycol (EG) and SnI_4 enabled a Zn//Zn symmetric cell to run for over 6000 h at $-30\text{ }^\circ\text{C}$ and for 2500 h at $60\text{ }^\circ\text{C}$, with MD simulations confirming strong HB disruption by EG.¹¹¹ Similarly, EG-based electrolytes enabled $>20\,000$ cycles at $-40\text{ }^\circ\text{C}$ and 10 000 cycles at $105\text{ }^\circ\text{C}$ in aqueous Na-ion cells.¹¹² These examples show that reconstructing the HB network *via* appropriately chosen co-solvents is an effective route to wide-temperature aqueous electrolytes, suppressing low-temperature crystallization and high-temperature evaporation.

3.2 Regulation of solvent-ion interactions

In addition to regulating the solvent-solvent interactions, a primary approach is to regulate the solvent-ion interactions. Solvent molecules form metal-ion solvation shells *via* electrostatic solvent-ion interactions, establishing the electrolyte's coordination structure (Fig. 4a). The strength and character of these interactions determine the solvation-shell composition and stability, and directly govern ion transport and interfacial desolvation (Fig. 4b). If

solvent-ion coupling is too weak, solvation shells are labile, and the HB network persists, degrading low-temperature crystallization resistance and high-temperature stability. Sufficiently strong interactions stabilize the solvation structures and suppress crystallization, but overly strong binding raises desolvation barriers and slows electrochemical kinetics. Therefore, precise tuning of solvent-ion interactions is required to balance thermal robustness and interfacial kinetics. One direct strategy is adjusting the electrolyte concentration.¹¹³ Increasing the ion concentration enhances solvent coordination, disrupts HB networks, and stabilizes the solvation shell. For instance, a highly concentrated $\text{Al}(\text{OTf})_3$ electrolyte was employed by Wang *et al.* in aqueous aluminum batteries (AABs), forming a stable "water-in-salt" coordination structure that effectively disrupted HBs.¹¹⁴ However, very high concentrations can increase viscosity and material cost due to the addition of large amount of salt, and may lead to crystallization at low temperatures or decomposition at high temperatures. Thus, the concentration must be carefully optimized, or combined with suitable co-solvents and/or additives. To address this, Zhang *et al.* formulated a balanced electrolyte using $\text{Al}(\text{OTf})_3$, acetonitrile, triethyl phosphate, and water. The resulting AABs achieved stable operation for 450 h at $-10\text{ }^\circ\text{C}$ and 1500 h at $50\text{ }^\circ\text{C}$, demonstrating excellent wide-temperature performance.⁸⁹

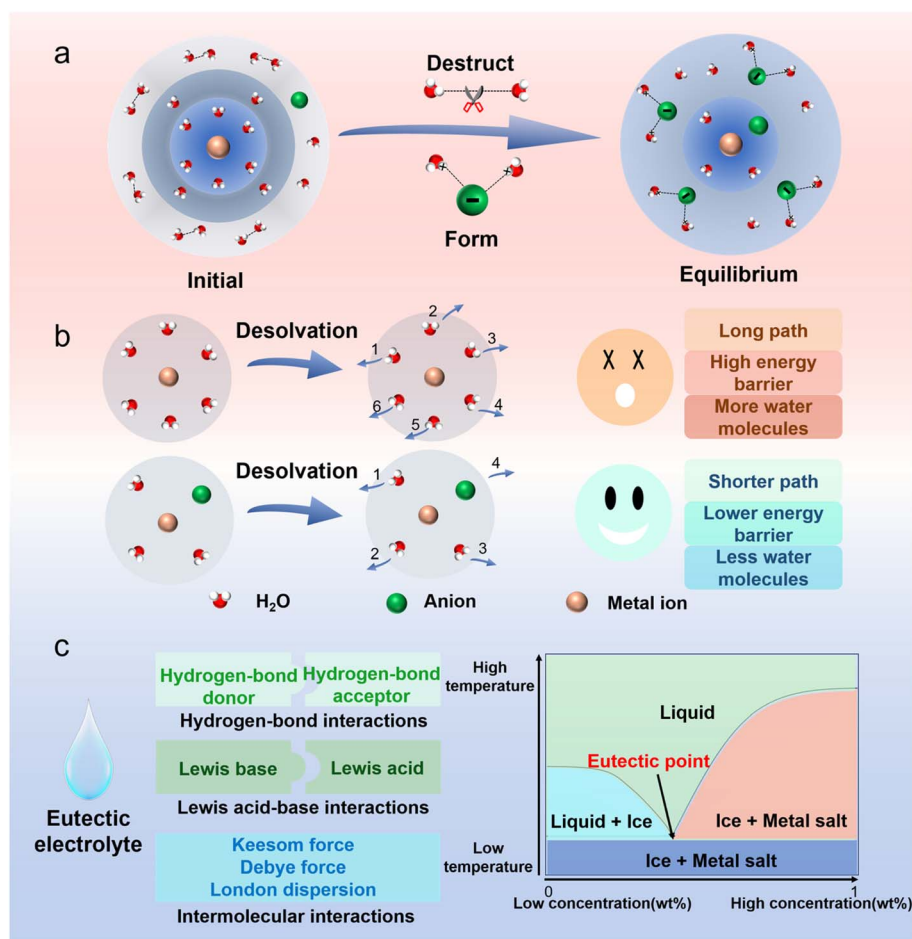


Fig. 4 (a) Ion coordination in electrolytes. (b) Desolvation under different conditions. (c) The principle of eutectic electrolytes.



Another classical approach to strengthen solvent–ion interactions is the use of eutectic electrolytes, which are mixtures of two or more components at specific ratios that exhibit melting points much lower than their individual constituents. Their formation is driven by HBs, Lewis acid–base interactions, and van der Waals forces (Fig. 4c).¹¹⁵ At the molecular level, eutectic electrolytes emerge from the reconstruction of intermolecular interactions among components, which in aqueous systems disrupt the HB network of water, lower the freezing point, and reduce free-water activity. These effects suppress decomposition reactions at both low and high temperatures and stabilize the solvation environment. For example, Zhang *et al.* developed a hydrated eutectic electrolyte composed of $\text{Al}(\text{OTf})_3$, glycerol, sodium β -glycerophosphate pentahydrate (SG), and water for aqueous aluminum-ion batteries. Al//Al symmetric cells exhibited excellent cycling stability, operating for over 500 h at $-20\text{ }^\circ\text{C}$ and 1000 h at $60\text{ }^\circ\text{C}$.¹¹⁶ This demonstrates that regulating solvent–ion interactions *via* eutectic systems can “lock” water and construct a stable coordination environment for wide-temperature operation.

3.3 Regulation of cation–anion interactions

Ion transport in electrolytes is primarily governed by solvent–solvent and solvent–ion interactions (Fig. 5a). Cation–anion interactions influence the composition and structure of the SEI,

which governs interfacial ion transport; therefore, cation–anion interactions become critical at the electrolyte–electrode interface.^{117,118} In general, an increase in the content of inorganic components in the SEI film promotes ion diffusion, which is primarily caused by the decomposition of anions in the electrolyte. Strong cation–anion interactions can bring anions closer to the electrode surface, triggering anion decomposition and generating an inorganic-rich SEI layer.^{119,120} The electrolyte’s ion coordination environment determines the priority by which species contribute to SEI formation. A moderate coordination structure favors a dense, homogeneous SEI that suppresses side reactions, enhancing cycling stability and safety. Additionally, a robust SEI mitigates low-temperature embrittlement and cracking, as well as high-temperature decomposition or dissolution. However, interfacial ion transport also depends on desolvation: while strong cation–anion interactions improve SEI formation, they may simultaneously increase solvent–ion binding, raising the desolvation energy barrier. In addition, overly strong interactions between cations and anions can lead to the formation of a thick SEI, which not only leads to the consumption of electrolyte components but also adversely affects ion transport.

To address this issue, Wang’s team introduced bis(2-methoxyethyl)amine (BMEA) as a chelating additive in AABs. The amino group strongly coordinates with metal ions, reshaping the electrolyte’s coordination structure and

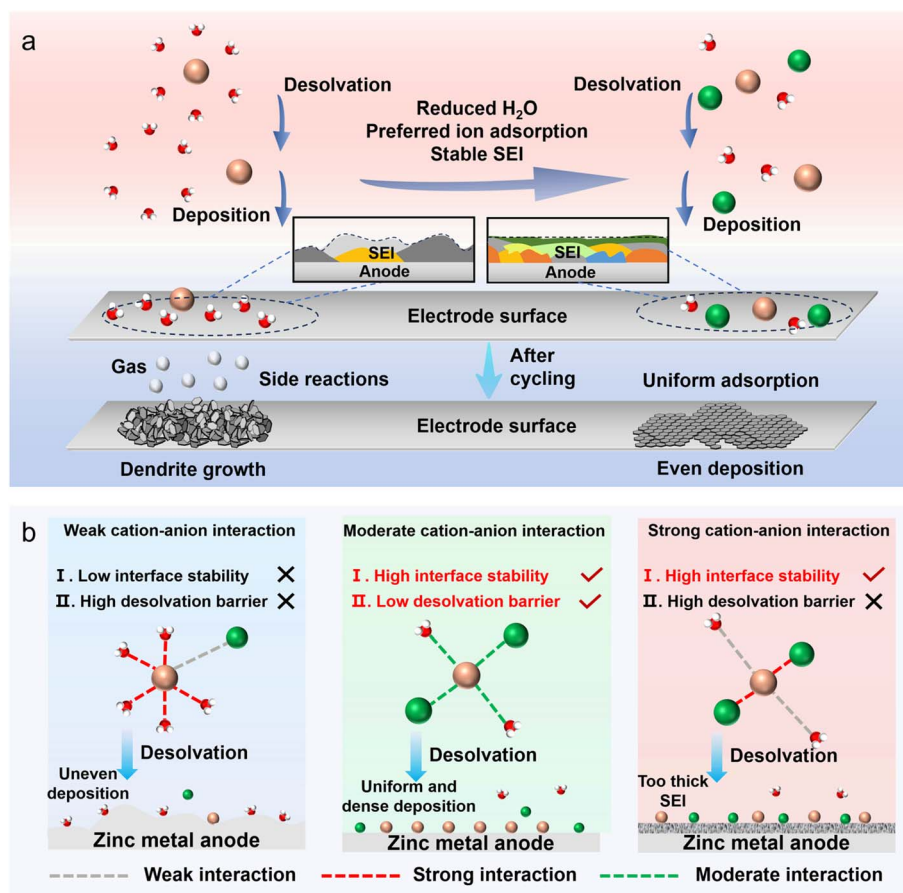


Fig. 5 (a) Deposition of metal ions from different coordination structures. (b) The effects of varying interaction strengths on interfacial processes.



promoting strong cation–anion interactions.¹²¹ Characterization results confirmed that BMEA participates in SEI formation, contributing to stable battery operation at room temperature. However, at low temperatures, increased desolvation barriers can reduce conductivity, while at high temperatures, excessive SEI growth may deplete the electrolyte. To overcome these limitations, coordination environments should combine strong ion–ion and weak solvent–ion interactions (Fig. 5b). Weakly solvated electrolytes were studied by Shi *et al.*, showing that with fewer water molecules in the solvation shell, lower desolvation energy was obtained and faster ion transport and uniform metal deposition were enabled.¹²² Therefore, designing such tailored coordination environments is critical for achieving wide-temperature electrolytes.

Generally speaking, designing a weak solvation structure requires careful consideration of several key factors, as follows: (i) solvent polarity, selecting solvents with low dielectric constants to reduce their solvation strength toward metal ions; (ii) donor ability, choosing solvents with low donor numbers (DNs), ideally lower than that of water, to weaken metal–ion–solvent coordination. Carbonates and nitriles are common weakly interacting solvents that promote the formation of contact ion pairs, facilitating ion desolvation and uniform metal deposition; (iii) hydrogen bonding, choosing solvents with weak HB donor/acceptor abilities to disrupt the water HB network; (iv) aprotic solvents, favoring aprotic solvents such as nitriles (*e.g.*, acetonitrile), esters (*e.g.*, methyl acetate), and ethers (*e.g.*, tetrahydrofuran) that act as HB acceptors and help weaken water–water interactions. Xie *et al.* employed γ -valerolactone as a weak solvent, simultaneously enabling AZBs

to cycle stably for over 120 cycles at 50 °C and 800 cycles at –30 °C.¹⁰¹ This solvent acts as a strong HB acceptor and diluent, breaking HBs between free water molecules and enhancing both thermal and chemical stability.

In fact, designing wide-temperature electrolytes cannot rely on a single interaction type. Solvent–solvent, solvent–ion, and ion–ion interactions are interdependent, and modifying one inevitably affects the others. Therefore, a holistic approach is essential for establishing a stable, optimized coordination environment across a broad temperature range.

3.4 Regulation of multiple interactions

Current strategies for regulating the coordination environment in AMBs almost all focus on tuning individual intermolecular interactions. Traditional single-solvent systems are limited by uniform interactions that struggle to modulate ion coordination effectively. In contrast, introducing multiple solvent species enables multiple adjustable molecular interactions, producing diverse solvation structures and enhanced electrolyte functionality. A multi-component system used by Zhao *et al.* contains multiple solvents and/or salts that create a disordered coordination environment that improves battery performance by increasing configurational entropy and weakening electrostatic interactions.¹²³ This multi-component approach is epitomized by the concept of high-entropy electrolytes (HEEs, Fig. 6a). Unlike simple solvent mixtures, HEEs require deliberate design to achieve weak solvation, high ionic mobility, and broad electrochemical stability. Key design principles include (i) good miscibility among solvents for homogeneous solvation, (ii) complementary physicochemical properties to offset

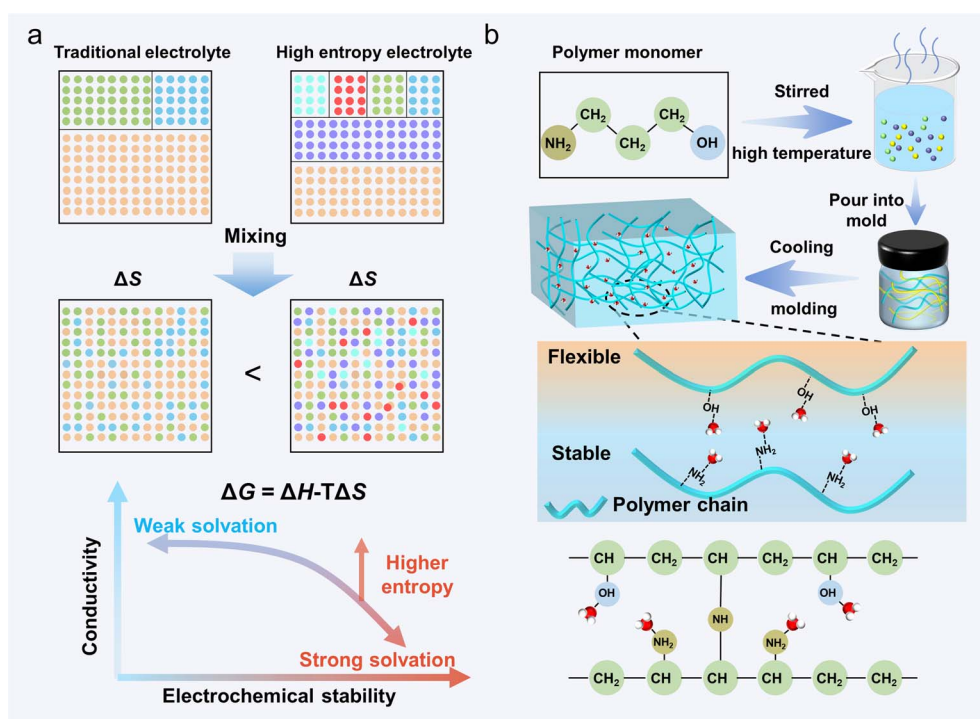


Fig. 6 (a) A schematic diagram of a high-entropy electrolyte. (b) A schematic diagram of a hydrogel electrolyte.



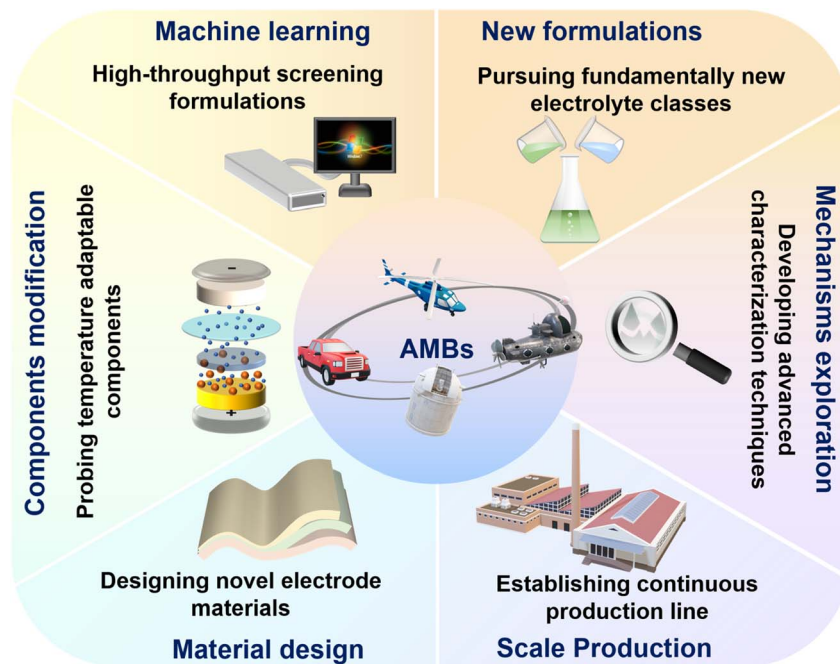


Fig. 7 Future research directions for wide-temperature AMBs.

individual limitations, and (iii) sufficient salt solubility to support efficient ion transport. For instance, Ji *et al.* utilized a 9 M acetamide-based hybrid solvent in aqueous Zn-metal batteries, achieving over 1000 cycles at $-25\text{ }^{\circ}\text{C}$ and 150 cycles at $50\text{ }^{\circ}\text{C}$.¹²⁴ Despite challenges such as structural complexity and higher cost, HEEs demonstrate strong potential for finely tuning coordination environments to achieve high-performance AMBs.

In addition to multi-component systems, maximizing water incorporation into the coordination structure is an effective strategy for wide-temperature electrolytes. Macromolecular polymers, with abundant and regular functional groups, form extensive coordination structures with water. However, their poor solubility limits their liquid electrolyte applications. To solve this problem, Chen's team utilized hydrogel electrolytes to harness the advantages of polymers.¹²⁵ Hydrogel electrolytes overcome this problem by combining polymer structural advantages with the conductivity of water. Composed of three-dimensional polymer networks, hydrogels retain large amounts of water (Fig. 6b), and functional groups, *e.g.*, hydroxyl, carboxyl, and amino groups, form strong HBs with water, stabilizing the solvation structure and enabling adaptive coordination across a wide temperature range. These hydrogels are temperature-responsive. At high temperatures, polymer chains coil to reduce free volume and water loss, while maintaining ion mobility. At low temperatures, chains re-extend, preserving mechanical flexibility and continuous ion transport. Enhanced HBs at low temperatures improve toughness and suppress embrittlement, ensuring stable electrochemical performance. Optimization can be achieved by introducing functional groups to tune intermolecular interactions (*e.g.*, HBs and van der Waals forces) and by adjusting the crosslinking density to strengthen the polymer network. For example, Liu *et al.* developed a double-network polyanionic

hydrogel based on borax and bacterial cellulose for Zn/ I_2 batteries, achieving over 2000 h of stable cycling at $-50\text{ }^{\circ}\text{C}$ and 600 h at $50\text{ }^{\circ}\text{C}$ at 1 mA cm^{-2} .¹²⁶ Despite their excellent thermal adaptability, hydrogel electrolytes still face challenges related to mechanical stability under extreme conditions, requiring further material and structural optimization to enhance their durability.

4. Conclusions and perspectives

AMBs are attractive for being low cost, highly secure, and environmentally benign, but their aqueous electrolytes suffer from poor low-temperature kinetics and unstable high-temperature thermodynamics that restrict their wide-temperature operation. This review surveys molecular strategies, *e.g.* tuning solvent-solvent, solvent-ion, and anion-cation interactions, that can achieve fast low-temperature kinetics and adjust the thermodynamics to expand the usable temperature window. Although these approaches have made significant progress, a universally robust wide-temperature aqueous electrolyte has not yet been realized, leaving ample room for further innovation. We therefore outline several research directions that should be prioritized to advance wide-temperature AMBs (Fig. 7).

4.1 Utilize machine learning to screen wide-temperature electrolytes

Compared to traditional methods, machine learning offers faster and more efficient screening of electrolyte materials with varied physical and chemical properties, like dielectric constant and viscosity. It can quickly gather extensive data, facilitating the identification of promising electrolytes. Additionally, machine learning can predict key properties, such as freezing



point, conductivity, and viscosity, of prepared electrolytes, guiding more efficient experimental testing.

4.2 Explore novel electrolyte formulations for wide-temperature AMBs

In order to overcome the inherent instability of conventional aqueous solution systems at extreme temperatures, it is necessary not merely to adjust the proportions of the components but also to pursue fundamentally new electrolyte classes. Although adjusting component ratios has yielded improvements, traditional aqueous electrolytes still fail at extreme temperatures. Emerging approaches, such as high-entropy and quasi-solid-state aqueous electrolytes, have already shown promise for broader thermal tolerance. However, their stabilizing mechanisms remain poorly understood. Designing novel electrolyte systems and clarifying the underlying physicochemical principles will be essential for realizing truly wide-temperature aqueous electrolytes.

4.3 Comprehensively probe mechanisms for wide-temperature AMBs

Although this review systematically examines how various intermolecular forces affect electrolyte properties, most studies consider only one or two interactions in isolation. The coordinated control of multiple intermolecular forces remains underexplored; clarifying their coupled effects requires systematic, multi-variable experiments and multi-scale characterization to extract quantitative parameters. Rigorous, mechanism-first analysis of electrolyte structures and interaction networks is therefore essential for the rational design of aqueous electrolytes that remain stable across a wide temperature range and for advancing wide-temperature AMBs.

4.4 Design novel electrode materials for wide-temperature AMBs

At extreme temperatures, common electrode materials suffer accelerated dissolution and capacity loss, while uneven surface electric fields create locally high current densities that favor dendrite nucleation. The development of electrodes with wide-temperature adaptability, therefore, requires high chemical stability, such as utilizing a stable main structure or protective interface, as well as the use of special structures for uniform charge distribution, such as conformal conductive coatings, engineered porosity, or 3D collectors. Combining these strategies reduces parasitic reactions and dendrite formation, significantly enhancing the cycle life, safety and performance of AMBs over a wide temperature range.

4.5 Optimize separators, binders, and current collectors for wide-temperature AMBs

Secondary components, such as separators, binders and current collectors, have a significant impact on AMB performance, yet they are not widely studied at extreme temperatures. Separators must retain porosity, wettability, and ionic conductivity without mechanical collapse or blockage; binders require thermal and

chemical stability while preserving electrode cohesion; and collectors need corrosion resistance and architectures that homogenize current to avoid hotspots and local failure. The systematic development of temperature-adaptive polymers, functional coatings, and structured collectors, together with component-level testing *via* cycling over a wide temperature range, is therefore crucial for improving the lifetime, safety, and performance of AMBs.

4.6 Scale up the production of wide-temperature AMBs

To meet the growing demand for energy storage, scaling up the production of wide-temperature-range AMBs is urgently needed. Although significant progress has been reported in the research of wide-temperature AMBs, the technical processes for their large-scale, continuous production are currently insufficiently developed. In order to strengthen the market position of wide-temperature AMBs, measures must be taken to reduce production costs, optimize production processes and actively develop and promote advanced research technologies. Awareness should also be raised in both academia and industry regarding the development of wide-temperature AMBs to accelerate the large-scale development and production of wide-temperature AMBs as soon as possible and to promote the transformation and development of more efficient energy systems.

Author contributions

R. Z. and D. C. conceived and supervised the research. J. Z. and T. L. originally drafted and wrote the manuscript. X. D., Z. C. and B. T. provided theoretical guidance. F. B., H. L. and Z. Z. checked and revised the manuscript. All authors discussed the results and commented on the manuscript.

Conflicts of interest

The authors declare no conflicts of interest.

Data availability

All data needed to evaluate the conclusions are present in the paper.

Acknowledgements

This work was financially supported by the National Natural Science Foundation of China (22309165, U24A2060, and 22279023), the National Key R&D Program of China (2024YFE0101100), the Excellent Youth Foundation of Henan Province (242300421126), Zhongyuan Critical Metals Laboratory (GJJSGFYQ202504), the Science and Technology Commission of Shanghai Municipality (25DZ3002901 and 25PY2600100), the Talent Development Funding Project of Shanghai (2021030), the Postdoctoral Science Foundation of China (2023M743170), the Key Research Projects of Higher Education Institutions of Henan Province (24A530010), the Open Project of Salt Lake Chemical Engineering Research Complex, Qinghai University



(2025-DXSSKF-06), Graduate Student Independent Innovation Project of Zhengzhou University (20250512), and Projects of Innovation and Entrepreneurship Training Programme for College Students of Zhengzhou University (2025cxcy359).

Notes and references

- J. Huang, Z. Guo, Y. Ma, D. Bin, Y. Wang and Y. Xia, *Small Methods*, 2018, **3**, 1800272.
- L. He, C. Lin, P. Xiong, H. Lin, W. Lai, J. Zhang, F. Xiao, L. Xiao, Q. Qian, Q. Chen and L. Zeng, *Trans. Tianjin Univ.*, 2023, **29**, 321–346.
- S. Chen, M. Zhang, P. Zou, B. Sun and S. Tao, *Energy Environ. Sci.*, 2022, **15**, 1805–1839.
- Y. Zhang, L. Zhao, Y. Liang, X. Wang and Y. Yao, *eScience*, 2022, **2**, 110–115.
- Z. Jiang, X. Yang, J. Zhang, J. Yang, B. Sun, Z. Sun, J. Xue, J. He, Z. Sun, H. K. Liu and S. X. Dou, *Adv. Funct. Mater.*, 2025, **35**, e11754.
- M. Wang, Y. Meng, Y. Xu, D. Shen, P. Tong and W. Chen, *ACS Energy Lett.*, 2024, **9**, 1381–1388.
- X. Li, X. Wang, L. Ma and W. Huang, *Adv. Energy Mater.*, 2022, **12**, 2202068.
- Y. Duan, C. Li, Z. Ye, H. Li, Y. Yang, D. Sui and Y. Lu, *Nanomaterials*, 2022, **12**, 3954.
- D. Sui, M. Chang, Z. Peng, C. Li, X. He, Y. Yang, Y. Liu and Y. Lu, *Nanomaterials*, 2021, **11**, 2771.
- D. Sui, M. Wu, Y. Liu, Y. Yang, H. Zhang, Y. Ma, L. Zhang and Y. Chen, *Nanotechnology*, 2021, **32**, 015403.
- F. Ai, Z. Wang, N.-C. Lai, Q. Zou, Z. Liang and Y.-C. Lu, *Nat. Energy*, 2022, **7**, 417–426.
- X. Lin, M. Salari, L. M. R. Arava, P. M. Ajayan and M. W. Grinstaff, *Chem. Soc. Rev.*, 2016, **45**, 5848–5887.
- J. Zhang, C. Lin, L. Zeng, H. Lin, L. He, F. Xiao, L. Luo, P. Xiong, X. Yang, Q. Chen and Q. Qian, *Small*, 2024, **20**, 2312116.
- L. Jiang, Y.-C. Hu, F. Ai, Z. Liang and Y.-C. Lu, *Energy Environ. Sci.*, 2024, **17**, 2815–2824.
- Q. Wang, J. He, B. Sun, Y. Bai, Y. Yan, J. Xue, Z. Sun, X. Wang, J. Wu, J. Wang, R. Zhao, Z. Sun, H. K. Liu and S. X. Dou, *ACS Nano*, 2025, **19**, 28992–29027.
- X. Jin, G. Lai, X. Xiu, L. Song, X. Li, C. Dai, M. Li, Z. Quan, B. Tang, G. Shao, Z. Zhang, F. Liu, L. Qu and Z. Zhou, *Angew. Chem., Int. Ed.*, 2024, **64**, e202418682.
- J.-W. Zhang, J.-L. Sun, D.-N. Zhao, Y.-J. Zhao, X.-Y. Hu, Y.-N. Wang, Y.-J. Yao, N.-S. Zhang, L.-J. Zhang, C.-L. Li, P. Wang, S.-Y. Li and X.-L. Cui, *Energy Storage Mater.*, 2024, **72**, 103698.
- B. Sun, F. Huo, C. Zhao, J. He, J. Xue, Z. Sun, J. Wu, X. Wang, J. Wang, R. Zhao and Z. Sun, *J. Mater. Chem. A*, 2025, **13**, 25444–25456.
- P. Xue, C. Guo, L. Li, H. Li, D. Luo, L. Tan and Z. Chen, *Adv. Mater.*, 2022, **34**, 2110047.
- H. Li, R. Zhao, W. Zhou, L. Wang, W. Li, D. Zhao and D. Chao, *JACS Au*, 2023, **3**, 2107–2116.
- H. Li, C. Guo, T. Zhang, P. Xue, R. Zhao, W. Zhou, W. Li, A. Elzawahry, D. Zhao and D. Chao, *Nano Lett.*, 2022, **22**, 4223–4231.
- C. You, W. Fan, X. Xiong, H. Yang, L. Fu, T. Wang, F. Wang, Z. Zhu, J. He and Y. Wu, *Adv. Funct. Mater.*, 2024, **34**, 2403616.
- X. Zhang, Y. Liu, S. Wang, J. Wang, F. Cheng, Y. Tong, L. Wei, Z. Fang and J. Mao, *Energy Storage Mater.*, 2024, **70**, 103471.
- Y. Lv, Y. Xiao, L. Ma, C. Zhi and S. Chen, *Adv. Mater.*, 2021, **34**, 2106409.
- X. Gao, J. Yang, Z. Xu, Y. Nuli and J. Wang, *Energy Storage Mater.*, 2023, **54**, 382–402.
- C. Cao, S. Tang, X. Wu, H. Huang, S. Liu and H. Li, *Adv. Sci.*, 2025, **12**, e11439.
- H. Li, S. Ding, J. Ding, J. Luo, S. Liu and H. Huang, *Energy Storage Mater.*, 2025, **74**, 103907.
- T. Liu, X. Dong, B. Tang, R. Zhao, J. Xu, H. Li, S. Gao, Y. Fang, D. Chao and Z. Zhou, *J. Energy Chem.*, 2024, **98**, 311–326.
- M. Wang, Z. Xu, C. He, L. Cai, H. Zheng, Z. Sun, H. K. Liu, H. Ying and S. Dou, *ACS Nano*, 2025, **19**, 9709–9739.
- R. Zhao, A. Elzawahry, D. Chao and D. Zhao, *Matter*, 2022, **5**, 8–10.
- J. Xu, T. Liu, X. Dong, X. Dong, W. Zhou, X. Li, D. Chao, Z. Zhou and R. Zhao, *Natl. Sci. Rev.*, 2025, **12**, nwae433.
- Z. Xie, Y. Qu, F. Kong, R. Zhao and X. Wang, *Nanomaterials*, 2025, **15**, 940.
- Z. Xing, W. Zhao, B. Yu, Y. Wang, L. Zhou, P. Xiong, M. Chen and J. Zhu, *Small*, 2024, **20**, 2405442.
- Y. Shen, B. Liu, X. Liu, J. Liu, J. Ding, C. Zhong and W. Hu, *Energy Storage Mater.*, 2021, **34**, 461–474.
- H. Luo, X. Su, Z. Chen, H. Guo, R. Zhao, Q. Gao, M. Lu and T. Liu, *Adv. Mater.*, 2025, **37**, 2507978.
- T. Liu, X. Dong, J. Zhang, H. Chen, R. Cao, Z. Sun, W. Zhou, H. Li, D. Chao, Z. Zhou and R. Zhao, *Chem. Sci.*, 2025, **16**, 17426–17435.
- H. Luo, F. Li, M. Wang, S. Sun, M. Zhou, W. Zhang, H. Guo, X. Su, X. Li and L. Ma, *Chem. Sci.*, 2025, **16**, 2044–2045.
- H. Luo, H. Guo, X. Li, S. Li, Y. Li, J. Shi, Q. Gao, H. He, M. Lu, Q. Zhang and D. Chao, *Matter*, 2025, **8**, 102379.
- M. Qin, Z. Zeng, S. Cheng and J. Xie, *Interdiscip. Mater.*, 2023, **2**, 308–336.
- M. Han, T. C. Li, X. Chen and H. Y. Yang, *Small*, 2023, **20**, 2304901.
- Y. Gao, Z. Wang, H. Tu, J. Xue, S. Weng, S. Lu, L. Liu, G. Sun, K. Peng, X. Zhang, D. Li, Y. Liu, J. Xu, H. Li and X. Wu, *Adv. Funct. Mater.*, 2024, **35**, 2414652.
- L. Jiang, S. Han, Y.-C. Hu, Y. Yang, Y. Lu, Y.-C. Lu, J. Zhao, L. Chen and Y.-S. Hu, *Nat. Energy*, 2024, **9**, 839–848.
- G. Yang, X. Xu, G. Qu, J. Deng, Y. Zhu, C. Fang, O. Fontaine, P. Hiralal, J. Zheng and H. Zhou, *Chem. Eng. J.*, 2023, **455**, 140806.
- X. Ye, X. Xiao, Z. Wu, Y. Zhan, X. Wu and S. Liu, *J. Mater. Chem. A*, 2024, **12**, 23337–23363.



- 45 Q. Zheng, L. Liu, Z. Hu, Z. Tang, H. Lu, Y. Gao, J. Wang, Y. Song, C. Han and W. Li, *Adv. Funct. Mater.*, 2025, **35**, 2504782.
- 46 C. Zhu, D. Wu, C. Wang and J. Ma, *Adv. Funct. Mater.*, 2024, **34**, 2406764.
- 47 X. Zheng, Z. Cao, Z. Gu, L. Huang, Z. Sun, T. Zhao, S. Yu, X.-L. Wu, W. Luo and Y. Huang, *ACS Energy Lett.*, 2022, **7**, 2032–2042.
- 48 Y. Sui, M. Yu, Y. Xu and X. Ji, *J. Electrochem. Soc.*, 2022, **169**, 030537.
- 49 Y. Wang, H. Wei, Z. Li, X. Zhang, Z. Wei, K. Sun and H. Li, *Chem. Rec.*, 2022, **22**, e202200132.
- 50 X. Yang, P. Li, C. Guo, W. Yang, N. Zhou, X. Huang and Y. Yang, *J. Power Sources*, 2024, **624**, 235563.
- 51 F. Yue, Z. Tie, S. Deng, S. Wang, M. Yang and Z. Niu, *Angew. Chem., Int. Ed.*, 2021, **60**, 13882–13886.
- 52 M. Li, R. Li, H. Ma, M. Yang, Y. Dai, H. Yu, Y. Hao, Z. Wang, B. Wang, M. Hu and J. Yang, *Nano-Micro Lett.*, 2025, **17**, 158.
- 53 J. Wang, Y. Yang, Y. Wang, S. Dong, L. Cheng, Y. Li, Z. Wang, L. Trabzon and H. Wang, *ACS Nano*, 2022, **16**, 15770–15778.
- 54 T. Xiong, Y. Guo and X. Wang, *Adv. Funct. Mater.*, 2024, **35**, 2421240.
- 55 R. Zhao, X. Dong, P. Liang, H. Li, T. Zhang, W. Zhou, B. Wang, Z. Yang, X. Wang, L. Wang, Z. Sun, F. Bu, Z. Zhao, W. Li, D. Zhao and D. Chao, *Adv. Mater.*, 2023, **35**, 2209288.
- 56 C. Yang, J. Xia, C. Cui, T. P. Pollard, J. Vatamanu, A. Faraone, J. A. Dura, M. Tyagi, A. Kattan, E. Thimsen, J. Xu, W. Song, E. Hu, X. Ji, S. Hou, X. Zhang, M. S. Ding, S. Hwang, D. Su, Y. Ren, X.-Q. Yang, H. Wang, O. Borodin and C. Wang, *Nat. Sustain.*, 2023, **6**, 325–335.
- 57 M. Qiu, P. Sun, K. Han, Z. Pang, J. Du, J. Li, J. Chen, Z. L. Wang and W. Mai, *Nat. Commun.*, 2023, **14**, 601.
- 58 L. Jiang, D. Dong and Y.-C. Lu, *Nano Energy*, 2022, **1**, e9120003.
- 59 T. Xue, Y. Mu, Z. Zhang, J. Guan, J. Qiu, C. Yang, L. Zang and L. Zeng, *Adv. Energy Mater.*, 2025, **15**, 2500674.
- 60 Y. Liu, J. Chen, M. Qiu, P. Sun and W. Mai, *Adv. Funct. Mater.*, 2025, **35**, e04127.
- 61 T. Xue, J. Guan, Y. Mu, M. Han, C. Yang, L. Zang and L. Zeng, *Chem. Eng. J.*, 2025, **514**, 162994.
- 62 Q. Nian, T. Sun, Y. Li, S. Jin, S. Liu, X. Luo, Z. Wang, B. Q. Xiong, Z. Cui, D. Ruan, H. Ji, Z. Tao and X. Ren, *Angew. Chem., Int. Ed.*, 2023, **62**, e202217671.
- 63 M. Qiu, P. Sun, Y. Liang, J. Chen, Z. L. Wang and W. Mai, *Nat. Commun.*, 2024, **15**, 10420.
- 64 C. Yang, X. Liu, Y. Lin, L. Yin, J. Lu and Y. You, *Adv. Mater.*, 2023, **35**, 2301817.
- 65 M. Wang, M. Zheng, J. Lu and Y. You, *Joule*, 2024, **8**, 2467–2482.
- 66 S. Deng, B. Xu, J. Zhao and H. Fu, *Energy Storage Mater.*, 2024, **70**, 103490.
- 67 Q. Dong, H. Ao, Z. Qin, Z. Xu, J. Ye, Y. Qian and Z. Hou, *Small*, 2022, **18**, 2203347.
- 68 K. Chen, J. Luo and Y. Huang, *Chem. Eng. J.*, 2025, **503**, 158260.
- 69 L. Geng, J. Meng, X. Wang, W. Wu, K. Han, M. Huang, C. Han, L. Wu, J. Li, L. Zhou and L. Mai, *Chem*, 2025, **11**, 102302.
- 70 T. Ma, Y. Ni, Q. Wang, W. Zhang, S. Jin, S. Zheng, X. Yang, Y. Hou, Z. Tao and J. Chen, *Angew. Chem., Int. Ed.*, 2022, **61**, e202207927.
- 71 Z. Wang, T. Zheng, S. Wang, X.-G. Zhang, Y. Gu, S. Tang and Y. Fu, *J. Am. Chem. Soc.*, 2025, **147**, 5962–5970.
- 72 J. Guo, S. Gu, W. Nie, B. Long, S. Ryazantsev, S. Malyshev, J. Li, S. Guo and C. Wu, *Adv. Mater.*, 2025, **37**, 2419865.
- 73 A. Cushing, T. Zheng, K. Higa and G. Liu, *Polymers*, 2021, **13**, 4033.
- 74 L. Luo, K. Chen, H. Chen, H. Li, R. Cao, X. Feng, W. Chen, Y. Fang and Y. Cao, *Adv. Mater.*, 2023, **36**, 2308881.
- 75 Q. Nian, T. Sun, S. Liu, H. Du, X. Ren and Z. Tao, *Chem. Eng. J.*, 2021, **423**, 130253.
- 76 M. Zhao, T. Cheng, T. Li, S. Wang, Y. Yin and X. Li, *Energy Environ. Sci.*, 2025, **18**, 378–385.
- 77 H.-I. Kim, K. M. Lee, W.-Y. Kim, S. H. Kweon, X. Wang, S. Zheng, S.-H. Kim, J. H. Ha, S. J. Kang, Z.-S. Wu, S. K. Kwak and S.-Y. Lee, *Energy Environ. Sci.*, 2024, **17**, 1961–1974.
- 78 J. Wei, P. Zhang, J. Sun, Y. Liu, F. Li, H. Xu, R. Ye, Z. Tie, L. Sun and Z. Jin, *Chem. Soc. Rev.*, 2024, **53**, 10335–10369.
- 79 Y. Feng, L. Zhou, H. Ma, Z. Wu, Q. Zhao, H. Li, K. Zhang and J. Chen, *Energy Environ. Sci.*, 2022, **15**, 1711–1759.
- 80 D. Sui, R. Luo, S. Xie, H. Zhang, T. Ma, H. Sun, T.-T. Jia, J. Sun and X. Li, *Chem. Eng. J.*, 2024, **480**, 148007.
- 81 D. Guo, S. Thomas, J. K. El-Demellawi, Z. Shi, Z. Zhao, C. G. Canlas, Y. Lei, J. Yin, Y. Zhang, M. N. Hedhili, M. Arsalan, Y. Zhu, O. M. Bakr, O. F. Mohammed and H. N. Alshareef, *Energy Environ. Sci.*, 2024, **17**, 8151–8161.
- 82 Y. Shang, N. Chen, Y. Li, S. Chen, J. Lai, Y. Huang, W. Qu, F. Wu and R. Chen, *Adv. Mater.*, 2020, **32**, 2004017.
- 83 Z. Chen, Y. Wang, Q. Wu, C. Wang, Q. He, T. Hu, X. Han, J. Chen, Y. Zhang, J. Chen, L. Yang, X. Wang, Y. Ma and J. Zhao, *Adv. Mater.*, 2024, **36**, 2411004.
- 84 H. Zhang, Y. Zhong, J. Li, Y. Liao, J. Zeng, Y. Shen, L. Yuan, Z. Li and Y. Huang, *Adv. Energy Mater.*, 2022, **13**, 2203254.
- 85 Z. Hao, X. Shi, Z. Yang, L. Li and S. L. Chou, *Adv. Funct. Mater.*, 2022, **32**, 2208093.
- 86 M. Luo, H. Yu, F. Hu, T. Liu, X. Cheng, R. Zheng, Y. Bai, M. Shui and J. Shu, *Chem. Eng. J.*, 2020, **380**, 122557.
- 87 X. Yun, Y. Chen, H. Gao, D. Lu, L. Zuo, P. Gao, G. Zhou, C. Zheng and P. Xiao, *Adv. Energy Mater.*, 2024, **14**, 2304341.
- 88 M. Wang, L. Yin, M. Zheng, X. Liu, C. Yang, W. Hu, J. Xie, R. Sun, J. Han, Y. You and J. Lu, *Nat. Commun.*, 2024, **15**, 8866.
- 89 X. Luo, R. Wang, L. Zhang, Z. Liu, H. Li, J. Mao, S. Zhang, J. Hao, T. Zhou and C. Zhang, *ACS Nano*, 2024, **18**, 12981–12993.
- 90 Y. Zhang, S. Shen, K. Xi, P. Li, Z. Kang, J. Zhao, D. Yin, Y. Su, H. Zhao, G. He and S. Ding, *Angew. Chem., Int. Ed.*, 2024, **63**, e202407067.
- 91 Y. Fu, X. Cui, Y. Zhang, T. Feng, J. He, X. Zhang, X. Bai and Q. Cheng, *J. Chem. Eng. Data*, 2018, **63**, 1180–1189.



- 92 B. S. Lalia, N. Yoshimoto, M. Egashira and M. Morita, *J. Power Sources*, 2010, **195**, 7426–7431.
- 93 B. Batiot, T. Rogaume, F. Richard, J. Luche, A. Collin, E. Guillaume and J. L. Torero, *Appl. Sci.*, 2021, **11**, 4075.
- 94 L. Sun, Z. Song, C. Deng, Q. Wang, F. Mo, H. Hu and G. Liang, *Batteries*, 2023, **9**, 386.
- 95 J. Landesfeind and H. A. Gasteiger, *J. Electrochem. Soc.*, 2019, **166**, A3079–A3097.
- 96 G. Kucinskis, M. Bozorgchenani, M. Feinauer, M. Kasper, M. Wohlfahrt-Mehrens and T. Waldmann, *J. Power Sources*, 2022, **549**, 232129.
- 97 M. Chen, G. Chen, C. Sun, X. Li, M. Zhang, H. Hua, J. Zhao and Y. Yang, *Angew. Chem., Int. Ed.*, 2025, **64**, e202502005.
- 98 W. Mei, Z. Liu, C. Wang, C. Wu, Y. Liu, P. Liu, X. Xia, X. Xue, X. Han, J. Sun, G. Xiao, H.-y. Tam, J. Albert, Q. Wang and T. Guo, *Nat. Commun.*, 2023, **14**, 5251.
- 99 J. Hou, L. Lu, L. Wang, A. Ohma, D. Ren, X. Feng, Y. Li, Y. Li, I. Ootani, X. Han, W. Ren, X. He, Y. Nitta and M. Ouyang, *Nat. Commun.*, 2020, **11**, 5100.
- 100 M. Yang, Z. Yan, J. Xiao, W. Xin, L. Zhang, H. Peng, Y. Geng, J. Li, Y. Wang, L. Liu and Z. Zhu, *Angew. Chem., Int. Ed.*, 2022, **61**, e202212666.
- 101 C. Xie, S. Liu, H. Wu, Q. Zhang, C. Hu, Z. Yang, H. Li, Y. Tang and H. Wang, *Sci. Bull.*, 2023, **68**, 1531–1539.
- 102 A. Naveed, H. Yang, J. Yang, Y. Nuli and J. Wang, *Angew. Chem., Int. Ed.*, 2019, **58**, 2760–2764.
- 103 B. Hu, T. Chen, Y. Wang, X. Qian, Q. Zhang and J. Fu, *Adv. Energy Mater.*, 2024, **14**, 2401470.
- 104 Q. Guo, R. Luo, Z. Tang, X. Li, X. Feng, Z. Ding, B. Gao, X. Zhang, K. Huo and Y. Zheng, *ACS Nano*, 2023, **17**, 24227–24241.
- 105 Y. Quan, M. Yang, M. Chen, W. Zhou, X. Han, J. Chen, B. Liu, S. Shi and P. Zhang, *Chem. Eng. J.*, 2023, **458**, 141392.
- 106 C. Liu, X. Xie, B. Lu, J. Zhou and S. Liang, *ACS Energy Lett.*, 2021, **6**, 1015–1033.
- 107 D. Feng, F. Cao, L. Hou, T. Li, Y. Jiao and P. Wu, *Small*, 2021, **17**, 2103195.
- 108 Y. An, C. Shu, Y. Liu, Y. Xu, L. Kang, X. Zhang, J. Sun, Z. Ma, K. Zhao, Y. Huang, F. Kang, F. Jiang and W. Liu, *ACS Nano*, 2025, **19**, 11146–11163.
- 109 S. Lin, H. Hua, P. Lai and J. Zhao, *Adv. Energy Mater.*, 2021, **11**, 2101775.
- 110 Y. Jiang, B. Wujieti, Y. Liu, Q. Zeng, Z. Li, J. Guan, H. Wang, L. Chen, Y. Cao, R. Li, Y. Zhou, H. Zhou, W. Cui and L. Zhang, *Adv. Funct. Mater.*, 2024, **35**, 2421160.
- 111 W. Chen, Y. Wang, F. Wang, Z. Zhang, W. Li, G. Fang and F. Wang, *Adv. Mater.*, 2024, **36**, 2411802.
- 112 S. Huang, Z. Li, P. Li, X. Du, M. Ma, Z. Liang, Y. Su and L. Xiong, *J. Mater. Chem. A*, 2023, **11**, 15532–15539.
- 113 S. Wang, Z. Xue, F. Chu, Z. Guan, J. Lei and F. Wu, *J. Energy Chem.*, 2023, **79**, 201–210.
- 114 X. Wang, Z. Xi and Q. Zhao, *Ind. Chem. Mater.*, 2025, **3**, 7–30.
- 115 L. Geng, J. Meng, X. Wang, C. Han, K. Han, Z. Xiao, M. Huang, P. Xu, L. Zhang, L. Zhou and L. Mai, *Angew. Chem., Int. Ed.*, 2022, **61**, e202206717.
- 116 X. Zhang, R. Wang, Z. Liu, Q. Ma, H. Li, Y. Liu, J. Hao, S. Zhang, J. Mao and C. Zhang, *Adv. Energy Mater.*, 2024, **14**, 2400314.
- 117 X. Zhou, Q. Zhang, Z. Zhu, Y. Cai, H. Li and F. Li, *Angew. Chem., Int. Ed.*, 2022, **61**, e202205045.
- 118 Y. Jie, S. Wang, S. Weng, Y. Liu, M. Yang, C. Tang, X. Li, Z. Zhang, Y. Zhang, Y. Chen, F. Huang, Y. Xu, W. Li, Y. Guo, Z. He, X. Ren, Y. Lu, K. Yang, S. Cao, H. Lin, R. Cao, P. Yan, T. Cheng, X. Wang, S. Jiao and D. Xu, *Nat. Energy*, 2024, **9**, 987–998.
- 119 M. Liu, W. Yuan, G. Ma, K. Qiu, X. Nie, Y. Liu, S. Shen and N. Zhang, *Angew. Chem., Int. Ed.*, 2023, **62**, e202304444.
- 120 Z. Chen, B. Wang, Y. Li, F. Bai, Y. Zhou, C. Li and T. Li, *ACS Appl. Mater. Interfaces*, 2022, **14**, 28014–28020.
- 121 D.-Y. Wang, E. Hu, G. Wu, H. Choo, C. Franke, B.-E. Jia, J. Song, A. Sumboja, I. T. Anggraningrum, A. Z. Syahrial, Q. Zhu, M.-F. Ng, T. Li and Q. Yan, *Angew. Chem., Int. Ed.*, 2025, **64**, e202508641.
- 122 X. Shi, J. Xie, J. Wang, S. Xie, Z. Yang and X. Lu, *Nat. Commun.*, 2024, **15**, 302.
- 123 Q. Wang, C. Zhao, J. Wang, Z. Yao, S. Wang, S. G. H. Kumar, S. Ganapathy, S. Eustace, X. Bai, B. Li and M. Wagemaker, *Nat. Commun.*, 2023, **14**, 440.
- 124 H. Ji, C. Xie, T. Wu, H. Wang, Z. Cai, Q. Zhang, W. Li, L. Fu, H. Li and H. Wang, *Chem. Commun.*, 2023, **59**, 8715–8718.
- 125 Z. J. Chen, T. Y. Shen, X. Xiao, X. C. He, Y. L. Luo, Z. Jin and C. H. Li, *Adv. Mater.*, 2024, **36**, 2413268.
- 126 Y. Liu, F. Li, J. Hao, H. Li, S. Zhang, J. Mao, T. Zhou, R. Wang, L. Zhang and C. Zhang, *Adv. Funct. Mater.*, 2024, **34**, 2400517.

