

Cite this: *Chem. Sci.*, 2025, 16, 4442

All publication charges for this article have been paid for by the Royal Society of Chemistry

Ni-catalyzed regioselective and site-divergent reductive arylalkylations of allylic amines†

Huan Meng,^{‡a} Jun-Song Jia,^{‡b} Peng-Fei Yang,^a Yu-Long Li,^{ID *b} Qiong Yu^{*a} and Wei Shu^{ID *a}

Catalytic methods by switching the least parameters for regioselective and site-divergent transformations to construct different architectures from identical and readily available starting materials are among the most ideal catalytic protocols. However, the associated challenge to precisely control both regioselectivity and site diversity renders this strategy appealing yet challenging. Herein, Ni-catalyzed cross-electrophile regioselective and site-divergent 1,2- and 1,3-aryalkylations of *N*-acyl allylic amines have been developed. This Ni-catalyzed reductive three-component protocol enables 1,2-aryalkylation and 1,3-aryalkylation of allylic amines with aryl halides and alkyl halides with excellent chemo-, regio- and site-selectivity, representing the first example of controlled migratory difunctionalization of alkenes under reductive conditions. A wide range of terminal and internal unactivated allylic amines, aryl halides and alkyl precursors were tolerated, providing straightforward and efficient access to diverse C(sp³)-rich branched aliphatic amines from identical starting materials.

Received 14th November 2024

Accepted 13th January 2025

DOI: 10.1039/d4sc07728h

rsc.li/chemical-science

Introduction

Transition-metal-catalyzed cross-coupling reactions are powerful tools for the construction of saturated carbon centres and are widely used in the construction of drugs, natural products, agricultural chemicals, and organic materials.¹ Among which, transition-metal-catalyzed reductive coupling reactions have attracted considerable attention due to the sole use of organoelectrophiles, circumventing the stepwise pre-synthesis of organometallic reagents.² More importantly, reductive cross-coupling reactions are better suited for the construction of saturated carbon centres partially attributed to the low-valent state of metal centres under reducing conditions, which suppresses the unwanted β -hydrogen elimination process thus facilitating the formation of saturated C–C bonds.³ To this end, reductive cross-coupling between two electrophiles (such as aryl halides and alkyl halides) to build saturated C–C bonds has been extensively explored (Fig. 1a).^{3c,4} However, the construction of C(sp³)-rich scaffolds through multi-component reductive

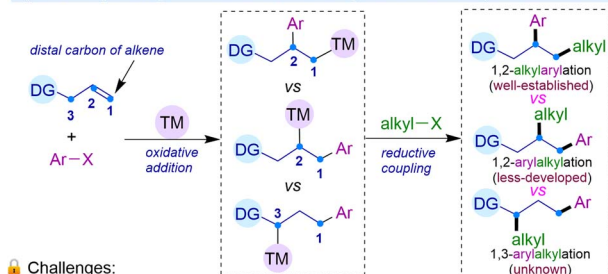
coupling reactions remains challenging due to the difficulties in distinguishing different electrophile coupling partners as well as the associated regio- and site-selectivity issues.⁵

On the other hand, alkenes have been recognized as a privileged platform for the construction of molecular complexity.⁶ A

a) TM-catalyzed cross-electrophile coupling for constructing saturated C-centers



b) TM-catalyzed regioselective and site-divergent cross-electrophile of alkenes



Challenges:

- regulation of regio- and site-divergent selectivity
- avoiding the coupling of electrophiles
- avoiding β -H elimination
- effective capture of alkyl intermediates

c) Ni-catalyzed regioselective & site-divergent reductive arylalkylations of alkenes

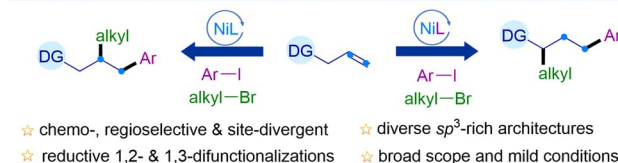


Fig. 1 Reductive cross-coupling enables regioselective and site-divergent arylalkylations of unactivated alkenes.

^aShenzhen Key Laboratory of Small Molecule Drug Discovery and Synthesis, Shenzhen Grubbs Institute, Guangming Advanced Research Institute, Department of Chemistry, Guangdong Provincial Key Laboratory of Catalysis Southern University of Science and Technology, Shenzhen 518055, Guangdong, P. R. China. E-mail: shuw@sustech.edu.cn; xcyuqiong@163.com

^bCollege of Chemistry and Environmental Engineering, Key Laboratory of Green Catalysis of Higher Education Institutes of Sichuan, Sichuan University of Science and Engineering, Zigong, 643000, P. R. China. E-mail: yu_longli@suse.edu.cn

† Electronic supplementary information (ESI) available. CCDC 2361506 and 2361509. For ESI and crystallographic data in CIF or other electronic format see DOI: <https://doi.org/10.1039/d4sc07728h>

‡ These authors contributed equally to this work.



notable advantage of alkenes is that they have two potential functionalization sites, offering profound chemical space for rapid buildup of diverse C(sp³)-rich structures.⁷ Recently, the regioselective incorporation of carbon-based motifs through nickel-catalyzed reductive 1,2-dicarbofunctionalization of conjugated alkenes (such as arylalkene,⁸ vinyl esters⁹ and vinyl amides¹⁰) has been developed to provide saturated hydrocarbon frameworks.¹¹ Notably, the regioselectivity is controlled by the π -system of the conjugated alkenes to form a thermodynamic stabilized alkyl intermediate.

However, it remains challenging to achieve the formation of double bonds to provide saturated hydrocarbon frameworks. Notably, the regioselectivity is controlled by the late regioselectivity of non-conjugated alkenes for such events.¹² Recently, Ni-catalyzed reductive 1,2-aryllarylation and 1,2-diarylation of unactivated alkenes facilitated by using strong coordinating groups (such as 8-aminoquinoline and oxygen atom) have been reported.¹³ Notably, aryl groups are attached to the proximal carbon of the alkenes to directing groups. Instead, Ni-catalyzed reductive 1,2-aryllarylation of unactivated alkenes with the opposite regioselectivity, installing aryl groups to the distal carbon of the alkenes, remains less developed.^{5a,14} During the preparation of this paper, MacMillan reported a visible-light-mediated Ni-catalyzed 1,2-aryllarylation of unactivated alkenes with aryl bromides and redox-active ester of aliphatic carboxylic acids.^{5a} The regioselectivity of this method was achieved by bimolecular homolytic substitution (S_H2) and only applicable to primary alkyl radical precursors.^{5a,b} However, Ni-catalyzed site-divergent arylalkylation of alkenes remains a formidable challenge due to the difficulties in precise regulation of alkyl-alkyl cross-coupling *versus* the β -hydrogen elimination process of alkylnickel intermediates (Fig. 1b).¹⁵ Herein, we report Ni-catalyzed regioselective and site-divergent arylalkylations of allylic amines under reductive conditions (Fig. 1c). This cross-electrophile coupling protocol enables chemo- and regioselectivity along with site-divergent selectivity of three-component arylalkylation of unactivated alkenes with aryl electrophiles installed on the distal carbon of alkenes. The catalytic conditions regulate 1,2- and 1,3-aryllarylations of allylic amines allowing for rapid access to diverse sp³-rich branched aliphatic amine derivatives from readily available and identical starting materials.


Results and discussion

We started to investigate the feasibility of these regioselective and site-divergent arylalkylations of allylic amines by using *N*-benzoyl allylic amine **1a**, 4-iodoanisole **2a**, and 3-phenyl-1-bromopropane **3a** as model substrates to evaluate the reaction parameters (Table 1). After extensive preliminary optimization (Tables S1–S5†),¹⁶ 1,2-aryllarylation product **4aa** was formed in 85% yield with rr > 20 : 1 in DMA (0.1 M) at room temperature using NiBr₂·dme (10 mol%) as precatalyst, bisoxazoline ligand **L1** (12 mol%) as ligand, and NaI (2.5 equiv.) as additive in the presence of manganese (Mn, 3.5 equiv.) as sacrificial reductant (conditions A, Table 1, entry 1). The use of NMP as solvent decreased the efficiency of reductive 1,2-aryllarylation,

delivering **4aa** in 61% with rr > 20 : 1 (Table 1, entry 2). Conducting the reaction in protic solvent IPA further decreased the yield of **4aa** to 52% with rr > 20 : 1 (Table 1, entry 3). Next, we further evaluated the ligand effect on this reductive 1,2-aryllarylation reaction (Table 1, entries 4–9). Altering the ligand from **L1** to **L2–L4** reduced the yields of **4aa** to 16–61%, albeit with excellent regioselectivity (rr > 20 : 1) (Table 1, entries 4–6). Phosphine-oxazoline ligand **L5** mediated the reaction smoothly, delivering **4aa** in 34% yield (Table 1, entry 7). Interestingly, the use of bisoxazoline (**L6**) as ligand decreased the yield of **4aa** to 43% along with the formation of migratory 1,3-aryllarylation product **5aa** in 19% yield (Table 1, entry 8). Monophosphine ligand PCy₃ delivered 1,2-aryllarylation product **4aa** in 34% yield (Table 1, entry 9). The reaction proceeded smoothly in the absence of sodium iodide or ligand, affording 1,2-aryllarylation product **4aa** in diminished yields and regioselectivities (Table 1, entries 10 and 11). Inspired by the results of using **L6** as ligand, we turned to explore the potential of **1a** to undergo migratory 1,3-aryllarylation reaction to give α -branched aliphatic amine **5aa**. It was found that reaction temperature was important for the efficient formation of **5aa**. When the reaction was conducted at 50 °C, the yield of **5aa** was increased to 39% (Table 1, entry 12). Altering the nickel salt from NiBr₂·dme to Ni(BF₄)₂·6H₂O in IPA (0.1 M) further improved the yield of **5aa** to 49% with rr > 20 : 1, and substantially suppressed the formation of 1,2-aryllarylation product **4aa** (Table 1, entry 13). Solvent effect evaluation indicated the use of methanol reduced the formation of **5aa** to 28% yield (Table 1, entry 14). To our delight, conducting the reaction in a mixture of alcohols (IPA : MeOH = 5 : 1) significantly improved the yield of the 1,3-aryllarylation reaction, affording **5aa** in 76% yield with 16 : 1 rr (conditions B, Table 1, entry 15). A mixed solvent of IPA : DMA furnished **5aa** in only 38% yield (Table 1, entry 16). Other ligands, such as PCy₃ and **L4**, failed to promote this three-component 1,3- and 1,2-aryllarylation reaction under otherwise identical conditions (Table 1, entries 17 and 18). In addition, sodium iodide proved to be essential for the reaction, only 26% of **5aa** being formed in the absence of sodium iodide (Table 1, entry 19). A control experiment revealed that ligand was also essential for 1,3-aryllarylation of allylic amines. No desired product **5aa** was detected without ligand (Table 1, entry 20).

With two sets of optimized reaction conditions in hand, the substrate scope of 1,2- and 1,3-aryllarylation of allylic amines was examined, with the results summarized in Fig. 2. We first investigated the scope of allylic amines. *N*-Benzoyl allylic amines with electron-withdrawing or electron-donating groups are all good substrates for this reaction, affording corresponding 1,2-aryllarylation products (**4aa–4ad**) and 1,3-aryllarylation products (**5aa–5ad**) in good to excellent yields (66–91%) with rr of 11 : 1 to >20 : 1. 3,5-Dimethyl-substituted *N*-benzoyl allylic amine yielded products **4ae** and **5ae** in 73% and 81% yields, with regioselectivity >20 : 1. The *ortho*-substituted *N*-benzoyl allylic amine provided **4af** and **5af** in 65% and 72% yields with 9 : 1 and 4 : 1 rr. *N*-Heteroarylacyl-derived allylic amines, such as furans (**4ag** and **5ag**) and thiophenes (**4ah** and **5ah**), were successfully converted to corresponding target products in moderate to good yields (54–73%) and good regioselectivity (rr of 5 : 1 to >20 : 1).



Table 1 Condition evaluation of Ni-catalyzed regioselective 1,2- and 1,3-aryllkylations of *N*-acyl allylic amines^a


Entry	Solvent	<i>T</i> (°C)	[Ni]	Ligand	Yield of 4aa ^b	Yield of 5aa ^b
1	DMA	rt	NiBr ₂ ·dme	L1	85% (82%)	Trace
2	NMP	rt	NiBr ₂ ·dme	L1	61%	2%
3	IPA	rt	NiBr ₂ ·dme	L1	52%	2%
4	DMA	rt	NiBr ₂ ·dme	L2	61%	2%
5	DMA	rt	NiBr ₂ ·dme	L3	16%	ND
6	DMA	rt	NiBr ₂ ·dme	L4	39%	ND
7	DMA	rt	NiBr ₂ ·dme	L5	34%	ND
8	DMA	rt	NiBr ₂ ·dme	L6	43%	19%
9	DMA	rt	NiBr ₂ ·dme	PCy ₃	34%	ND
10 ^c	DMA	rt	NiBr ₂ ·dme	L1	67%	14%
11 ^d	DMA	rt	NiBr ₂ ·dme	—	32%	6%
12	DMA	50	NiBr ₂ ·dme	L6	28%	39%
13 ^e	IPA	50	Ni(BF ₄) ₂ ·6H ₂ O	L6	0%	49%
14 ^e	MeOH	50	Ni(BF ₄) ₂ ·6H ₂ O	L6	0%	28%
15 ^e	IPA/MeOH	50	Ni(BF ₄) ₂ ·6H ₂ O	L6	5%	76% (72%)
16 ^e	IPA/DMA	50	Ni(BF ₄) ₂ ·6H ₂ O	L6	12%	38%
17 ^e	IPA/MeOH	50	Ni(BF ₄) ₂ ·6H ₂ O	PCy ₃	ND	ND
18 ^e	IPA/MeOH	50	Ni(BF ₄) ₂ ·6H ₂ O	L4	ND	ND
19 ^{c,e}	IPA/MeOH	50	Ni(BF ₄) ₂ ·6H ₂ O	L6	3%	26%
20 ^{d,e}	IPA/MeOH	50	Ni(BF ₄) ₂ ·6H ₂ O	—	ND	ND



^a Reactions were conducted using **1a** (0.10 mmol), **2a** (0.20 mmol), **3a** (0.20 mmol), Mn (0.35 mmol), NaI (0.25 mmol), [Ni] (10 mol%), ligand (12 mol%) in indicated solvent (0.1 M) at room temperature for 18 h. ND = not determined. ^b Yield was determined by GC analysis using *n*-dodecane as internal standard. Isolated yield is shown in parentheses. ^c No NaI was used. ^d No ligand was used. ^e Reaction conditions: **1a** (0.10 mmol), **2a** (0.15 mmol), **3a** (0.15 mmol), Mn (0.30 mmol), NaI (0.05 mmol), Ni(BF₄)₂·6H₂O (10 mol%), ligand (12 mol%) in solvent (0.1 M) for 18 h.

Acyclic and cyclic aliphatic acyl-derived allylic amines were also compatible under corresponding standard conditions (1,2-aryllkylations: **4ai–4ak** (62–88% yields); 1,3-aryllkylations: **5ai–5ak** (69–85% yields)). Tertiary allylic amines without free *N*-H produced desired products in 68% (**4al**) and 43% (**5al**) yields with *rr* > 20 : 1. Notably, internal allylic amines are compatible in the reaction, affording corresponding 1,2-aryllkylations (**4am–4ao**) and 1,3-aryllkylations (**5am–5ao**) in moderate yields with good to excellent regioselectivities (*rr* of 4 : 1 to >20 : 1) as well as excellent levels of diastereoselectivity (*dr* > 20 : 1). In addition, drug molecule-based *N*-acyl allylic amines, such as probenecid and isoxepac, were well tolerated, furnishing the desired products in 73–79% yields with *rr* of 10 : 1 to >20 : 1 (1,2-aryllkylations: **4ap** and **4aq**; 1,3-aryllkylations: **5ap** and **5aq**). Next, the scope of aryl iodides was examined. Aryl iodides with diverse substitution patterns, such as *ortho*-, *meta*-, and *para*-substituents with electron-donating or electron-withdrawing groups, reacted smoothly to deliver 1,2- and 1,3-aryllkylations of *N*-acyl allylic

amines in 49–86% yields with *rr* of 7 : 1 to >20 : 1 (1,2-aryllkylations: **4ba–4bj** (49–78% yields); 1,3-aryllkylations: **5ba–5bj** (51–86% yields)). 3-Iodo-*N*-phenylcarbazole **2l** gave the target products (**4bk** and **5bk**) in moderate yields (69% and 74%) with excellent regioselectivity (*rr* > 20 : 1).

Finally, we tested the scope of alkyl halides. Linear and branched unactivated alkyl bromides afforded the corresponding selective products of 1,2- and 1,3-aryllkylations of *N*-acyl allylic amines in 52–71% yields with *rr* of 4 : 1 to >20 : 1 (1,2-aryllkylations: **4ca–4cc**; 1,3-aryllkylations: **5ca–5cc**). Alkyl chloride was well tolerated in the reaction, furnishing 1,2-aryllkylations (**4cd**) and 1,3-aryllkylations (**5cd**) products with the chloride unattached. Moreover, amide and ester substituents on alkyl bromides were smoothly involved in the two sets of reaction conditions, providing the desired products (**4ce** and **5ce**, **4cf** and **5cf**) in 42–70% yields with *rr* of 7 : 1 to >20 : 1. 2-Phenylethyl bromide can also undergo 1,2- and 1,3-aryllkylations of *N*-acyl allylic amines to furnish corresponding products



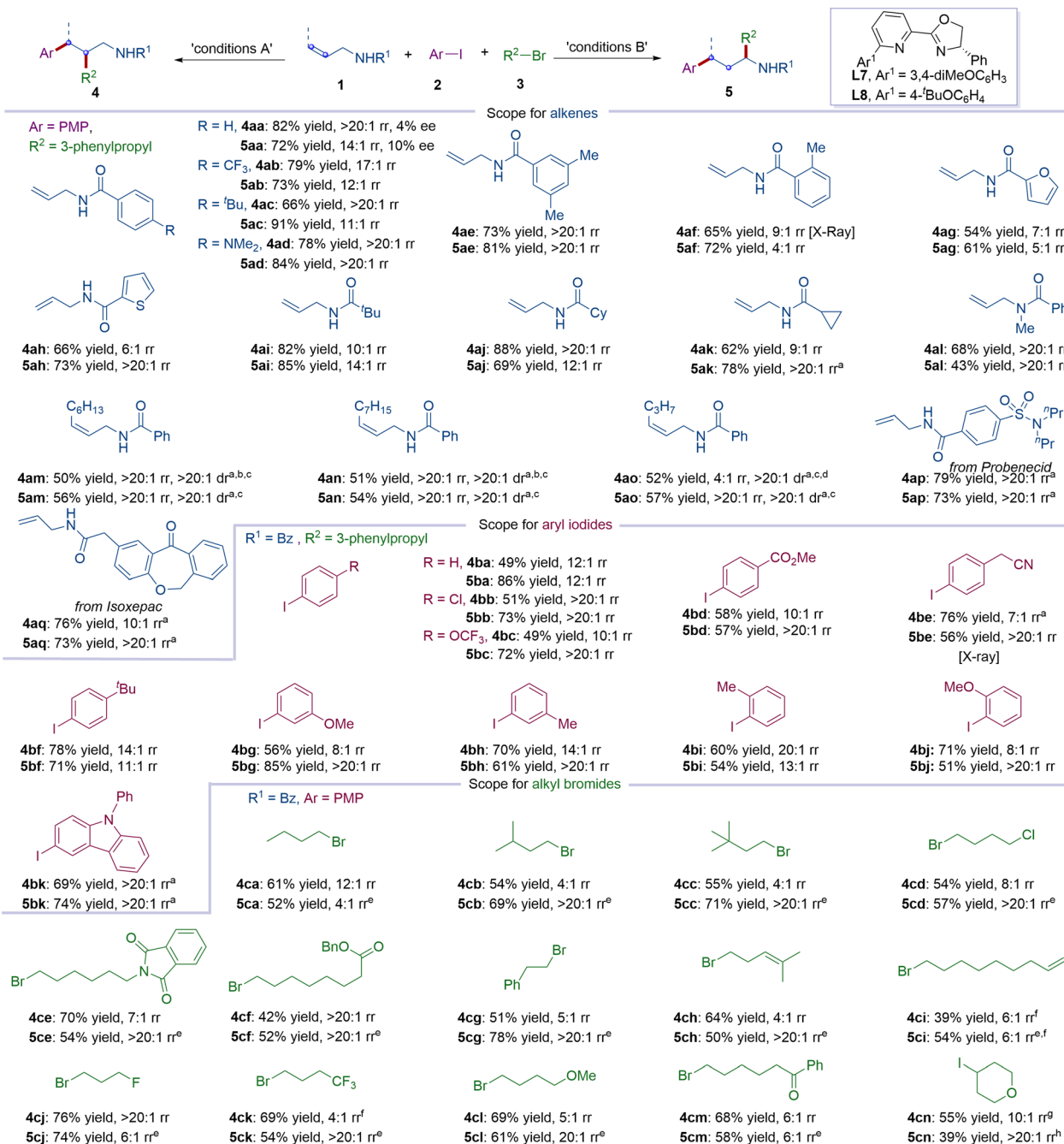


Fig. 2 Scope for regioselective and site-divergent arylalkylations of *N*-acyl allylic amines. Unless otherwise noted, reaction was conducted under conditions A (**1a** (0.20 mmol), **2a** (0.40 mmol), **3a** (0.40 mmol)) and conditions B (**1a** (0.20 mmol), **2a** (0.30 mmol), **3a** (0.30 mmol)). Regioselectivity ratio was determined by GC analysis. Yield refers to the isolated yield of single isomer. 'rr' was determined by GC using crude mixture of the reaction. ^a Reaction was conducted on 0.10 mmol scale. ^b **L7** was used instead of **L1**. ^c 4-Iodotoluene (2.0 equiv.) was used instead of **2a**. ^d **L8** was used instead of **L1**. ^e Mn (2.0 equiv.) was used instead of Mn (3.0 equiv.). ^f The reaction was conducted for 72 h. ^g 1-Iodo-4-*tert*-butylbenzene was used instead of **2a**. ^h *p*-Trifluoromethyliodobenzene was used instead of **2a**. NaBr (4.0 equiv.) was used instead of NaI.

(**4cg** and **5cg**) in 51% and 78% yields with rr of 5 : 1 and >20 : 1. It deserves mentioning that alkene-containing alkyl bromides were well tolerated in the reaction, leaving the alkene intact during the reaction course (1,2-aryllalkylation: **4ch** and **4ci**; 1,3-aryllalkylation: **5ch** and **5ci**). Alkyl bromides with other substituents, such as -F (**4cj** and **5cj**), -CF₃ (**4ck** and **5ck**), ethers (**4cl**

and **5cl**) and ketones (**4cm** and **5cm**), were all compatible in the reaction, affording 1,2-aryllalkylation and 1,3-aryllalkylation products of *N*-acyl allylic amines in 54–76% yields with rr of 4 : 1 to >20 : 1. Impressively, a secondary alkyl iodide was successfully involved in the reaction, affording desired 1,2- and 1,3-aryllalkylation products **4cn** and **5cn** in 55% and 39% yields with



rr of 10 : 1 and >20 : 1, respectively. Unfortunately, tertiary alkyl iodides/bromides failed to deliver target products under the reaction conditions.

To further explore the synthetic application of this strategy, gram-scale experiments of 1,2- and 1,3-aryllkylations were conducted. This regioselective and site-divergent, three-component aryllkylolation protocol could be easily scaled up to 2.0 mmol scale under the two sets of standard conditions, affording 1,2-aryllkylolation product **4aa** in 84% yield with rr of 9 : 1 and 1,3-aryllkylolation product **5aa** in 78% yield with rr of 10 : 1 (Fig. 3a).

To shed some light on the origin of regio- and site-selectivity of the nickel-catalyzed regiodivergent aryllkylations of allylic amines, a series of mechanistic experiments were conducted (Fig. 3b-f). First, a cross-over reaction was conducted using allylic amine **1a** with **2a** and **3a** under standard conditions for migratory 1,3-aryllkylolation reaction in the presence of *N*-acylpropenylamine **1k'** (Fig. 3b). The reaction proceeded smoothly to afford 1,3-aryllkylolation product **5aa** from **1a** in 38% yield. No cross-over cross-coupling product from **1k'** was detected. These results indicate that nickel migration over the alkyl chain *via* β -H elimination and



Fig. 3 Scale-up experiments and mechanistic investigations.



insertion to form a nitrogen-stabilized alkyl-Ni intermediate for 1,3-aryllkylation is an intramolecular process. Subsequently, a radical clock experiment of the reaction was conducted using **1a** and **2a** with cyclopropylmethyl bromide. The ring-opening of cyclopropane occurred under both standard conditions for 1,2-aryllkylation (conditions A) and 1,3-aryllkylation (conditions B), delivering corresponding coupling products **6** and **7** in 50% and 65% yields, respectively (Fig. 3c). These results suggest that oxidative addition of alkyl halides may occur *via* a single-electron oxidative addition process. When 1,1-deuterated 3-phenyl-1-bromopropane **3a'** was used as alkyl electrophile for both 1,2- and 1,3-aryllkylation reactions, desired cross-coupling products (**8** and **9**) were obtained in 63% and 59% yields (Fig. 3d). No deuterium scrambling was observed for the reaction. These results exclude the possibility of reversible β -H elimination and insertion of alkyl-Ni intermediate resulting from alkyl electrophiles. Next, the reaction of internal alkenes with different configurations was investigated (Fig. 3e). Under standard conditions for 1,2-aryllkylation (conditions A), 3-phenyl-1-bromopropane (**3a**) and 4-methyliodobenzene (**2b**) reacted with *Z*-configuration of **1o** (*Z*-**1o**) to deliver **4ao** in 57% yield with 6 : 1 rr and >20 : 1 dr. In contrast, the reaction of **2b** and **3a** with *E*-configuration of **1o** (*E*-**1o**) yielded the other diastereomer **4ao'**, with diminished yield (12%) with 8 : 1 rr and >20 : 1 dr. Under standard conditions for 1,3-aryllkylation (conditions B), two different diastereomers (**10** and **11**) were obtained in 52% (**10**) and 17% (**11**) yields with rr and >20 : 1 dr from *Z*-configuration of **1o** (*Z*-**1o**) and *E*-configuration of **1o** (*E*-**1o**), respectively. The results revealed

that the carbometallation of alkenes is a stereospecific process. Furthermore, kinetic studies for each reaction component were conducted to gain insight into the turnover-limiting step of this regioselective and site-divergent process (Fig. 3f). Under standard conditions for 1,2-aryllkylation (conditions A), the reaction was determined as first-order-dependent on Ni catalyst and aryl iodide **2a**, and zero-order-dependent on reductant (Mn), allylic amine **1a** and alkyl bromide **3a**. The results indicate that Ni catalyst and aryl iodides may be involved in the turnover-limiting step, suggesting the oxidative addition of Ni catalyst to aryl iodides may be the rate-determining step for 1,2-aryllkylation. Under standard conditions for 1,3-aryllkylation (conditions B), the reaction was determined as first-order-dependent on Ni catalyst, while zero-order-dependent on reductant (Mn), allylic amine **1a**, aryl iodide **2a** and alkyl bromide **3a**. The results indicate that only the Ni catalyst may be involved in the turnover-limiting step and regeneration of Ni(0) could be the rate-determining step.

Based on the experimental results and previous literature,^{12b,14,17} possible mechanisms for 1,2- and 1,3-aryllkylation of allylic amines with aryl and alkyl electrophiles are proposed (Fig. 4). First, Ni⁰L species could be *in situ* formed from Ni^{II} precursors in the presence of L1 and manganese (Mn), which could undergo oxidative addition with aryl electrophiles to give Ar-Ni^{II}L intermediate **A**. Subsequently, **A** undergoes regioselective carbometallation into the alkene to provide Ni^{II} intermediate **B**. The presence of *N*-acyl in the allylic amines enhances the stability of intermediate **B** by forming a six-membered ring. Intermediate **B** (Ni^{II}L1) could be reduced to

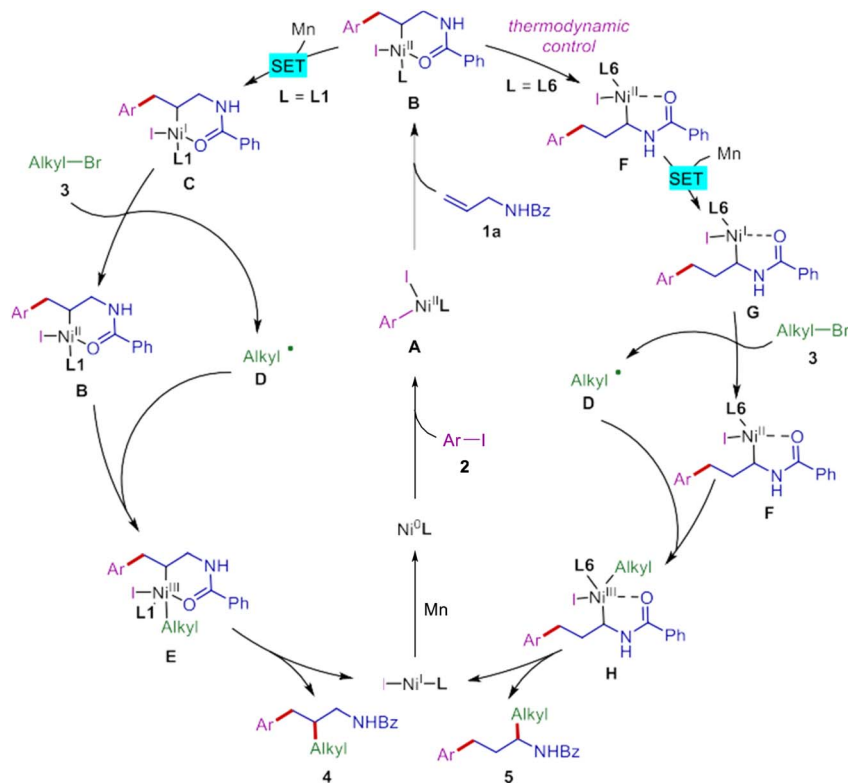


Fig. 4 Proposed mechanism for the reaction.



$\text{Ni}^{\text{I}}\text{L1}$ intermediate **C** by single-electron transfer in the presence of Mn. Subsequently, alkyl bromides **3** are activated by $\text{Ni}^{\text{I}}\text{L1}$ species (**C**) to give alkyl radicals **D** and $\text{Ni}^{\text{III}}\text{L1}$ species **B**. Trapping of the alkyl radicals **D** with $\text{Ni}^{\text{II}}\text{L1}$ (**B**) leads to the formation of $\text{Ni}^{\text{III}}\text{L1}$ species **E**. **E** would undergo reductive elimination to give 1,2-aryllkylation products **4** along with Ni^{I} species, which could be reduced by Mn to regenerate $\text{Ni}^{\text{0}}\text{L1}$ to close the catalytic cycle. Using **L6** as ligand, the ligated six-membered ring intermediate **B** undergoes β -H-elimination and insertion to form the five-membered intermediate **F**.¹⁸ Similarly, Mn reduces **F** ($\text{Ni}^{\text{II}}\text{L6}$) to **G** ($\text{Ni}^{\text{I}}\text{L6}$), which interacts with alkyl bromides **3** to furnish alkyl radicals **D** and $\text{Ni}^{\text{II}}\text{L6}$ species **F**. Recombination of **F** with alkyl radicals **D** generates $\text{Ni}^{\text{III}}\text{L6}$ species **H**, which undergoes reductive elimination to deliver 1,3-aryllkylation products **5** and $\text{Ni}^{\text{I}}\text{L6}$ species. Further reduction of $\text{Ni}^{\text{I}}\text{L6}$ to $\text{Ni}^{\text{0}}\text{L6}$ finishes the catalytic cycle.

Conclusions

In summary, a controllable Ni-catalyzed regioselective and site-divergent reductive aryllkylation of allylic amines has been developed for the first time. This work has established a protocol for simultaneous construction of $\text{C}_{\text{sp}^2}\text{-C}_{\text{sp}^3}$ and $\text{C}_{\text{sp}^3}\text{-C}_{\text{sp}^2}$ bonds over 1,2- and 1,3-positions of unactivated alkenes. In particular, the aryl group is selectively installed on the distal carbon of the olefin. This reaction proceeds under mild conditions and tolerates a broad range of functional groups as well as terminal and internal alkenes. The catalytically controlled 1,2- and 1,3-aryllkylation of allylic amines provide an ideal way to build diverse $\text{C}(\text{sp}^3)$ -rich α - and β -branched aliphatic amines from identical starting materials.

Data availability

The data supporting this article have been included as part of the ESI.† Crystallographic data for **4af** (CCDC 2361506) and **5be** (CCDC 2361509) have been deposited at the Cambridge Crystallographic Data Centre.

Author contributions

W. S. conceived and directed the project. H. M. and P. F. Y. discovered and developed the reaction. H. M., Q. Y. and J. S. J. performed the experiments and collected the data. Q. Y. and Y. L. L. co-supervised the project. All authors discussed and analyzed the data. W. S., J. S. J. and H. M. wrote the manuscript with contribution from other authors.

Conflicts of interest

There are no conflicts to declare.

Acknowledgements

Financial support from the National Natural Science Foundation of China (22171127, 22371115, 22373056), Sichuan Science and Technology Program (2024ZYD0017), Natural Science

Foundation of Sichuan Province(2025ZNSFSC0128), the Pearl River Talent Recruitment Program (2019QN01Y261), Shenzhen Science and Technology Innovation Committee (JCYJ20230807093522044, JCYJ20240813094226034, JCYJ20220530114606013), Guangdong Provincial Key Laboratory of Catalysis (2020B121201002), Scientific Research and Innovation Team Program of Sichuan University of Science and Engineering (no. SUSE652A014) and Sichuan University of Science and Engineering (2023RC10) is gratefully acknowledged. This research is supported by the SUSTech-NUS Joint Research Program. We acknowledge the assistance of the SUSTech Core Research Facilities. We thank Hai-Wu Du (SUSTech) for the X-ray analysis of **4af** (CCDC 2361506) and **5be** (CCDC 2361509) and Yi-Ming Du (SUSTech) for reproducing the results of **4ag**, **4bi**, **4cm**, **5ag**, **5bi**, and **5cm**.

Notes and references

- For selected reviews, see: (a) K. C. Nicolaou, P. G. Bulger and D. Sarlah, *Angew. Chem., Int. Ed.*, 2005, **44**, 4442–4489; (b) J.-P. Corbet and G. Mignani, *Chem. Rev.*, 2006, **106**, 2651–2710; (c) R. Jana, T. P. Pathak and M. S. Sigman, *Chem. Rev.*, 2011, **111**, 1417–1492; (d) C. C. C. Johansson Seechurn, M. O. Kitching, T. J. Colacot and V. Snieckus, *Angew. Chem., Int. Ed.*, 2012, **51**, 5062–5085; (e) A. H. Cherney, N. T. Kadunce and S. E. Reisman, *Chem. Rev.*, 2015, **115**, 9587–9652; (f) W. Xue, X. Jia, X. Wang, X. Tao, Z. Yin and H. Gong, *Chem. Soc. Rev.*, 2021, **50**, 4162–4184; (g) M. C. Kozłowski, *Acc. Chem. Res.*, 2017, **50**, 638–643; (h) Y. Li, D. Wu, H.-G. Cheng and G. Yin, *Angew. Chem., Int. Ed.*, 2020, **59**, 7990–8003; (i) K. M. Korch and D. A. Watson, *Chem. Rev.*, 2019, **119**, 8192–8228; (j) N. Hazari, P. R. Melvin and M. M. Beromi, *Nat. Rev. Chem.*, 2017, **1**, 0025; (k) L.-C. Campeau and N. Hazari, *Organometallics*, 2018, **38**, 3–35.
- (a) A. Duan, F. Xiao, Y. Lan and L. Niu, *Chem. Soc. Rev.*, 2022, **51**, 9986–10015; (b) R.-D. He, C.-L. Li, Q.-Q. Pan, P. Guo, X.-Y. Liu and X.-Z. Shu, *J. Am. Chem. Soc.*, 2019, **141**, 12481–12486; (c) J. L. Hofstra, A. H. Cherney, C. M. Ordner and S. E. Reisman, *J. Am. Chem. Soc.*, 2018, **140**, 139–142; (d) M. Holmes, L. A. Schwartz and M. J. Krische, *Chem. Rev.*, 2018, **118**, 6026–6052; (e) K. E. Poremba, S. E. Dibrell and S. E. Reisman, *ACS Catal.*, 2020, **10**, 8237–8246; (f) C. C. Meyer, E. Ortiz and M. J. Krische, *Chem. Rev.*, 2020, **120**, 3721–3748; (g) J. Davies, D. Janssen-Müller, D. P. Zimin, C. S. Day, T. Yanagi, J. Elfert and R. Martin, *J. Am. Chem. Soc.*, 2021, **143**, 4949–4954; (h) Y. Wang and Q. Ren, *Curr. Org. Chem.*, 2020, **24**, 1367–1383.
- (a) L. M. Wickham and R. Giri, *Acc. Chem. Res.*, 2021, **54**, 3415–3437; (b) J. Diccianni, Q. Lin and T. Diao, *Acc. Chem. Res.*, 2020, **53**, 906–919; (c) J. Gu, X. Wang, W. Xue and H. Gong, *Org. Chem. Front.*, 2015, **2**, 1411–1421.
- (a) T. J. DeLano and S. E. Reisman, *ACS Catal.*, 2019, **9**, 6751–6754; (b) W.-T. Zhao, H. Meng, J.-N. Lin and W. Shu, *Angew. Chem., Int. Ed.*, 2023, **62**, e202215779; (c) D. J. Weix, *Acc. Chem. Res.*, 2015, **48**, 1767–1775; (d) C. E. I. Knappke, S. Grupe, D. Gärtner, M. Corpet, C. Gosmini and A. J. von



- Wangelin, *Chem.–Eur. J.*, 2014, **20**, 6828–6842; (e) X. Wang, Y. Dai and H. Gong, *Top. Curr. Chem.*, 2016, **374**, 43.
- 5 (a) J. Z. Wang, E. Mao, J. A. Nguyen, W. L. Lyon and D. W. MacMillan, *J. Am. Chem. Soc.*, 2024, **146**, 15693–15700; (b) F. Cong, G.-Q. Sun, S.-H. Ye, R. Hu, W. Rao and M. J. Koh, *J. Am. Chem. Soc.*, 2024, **146**, 10274–10280; (c) B. Shrestha, P. Basnet, R. K. Dhungana, S. Kc, S. Thapa, J. M. Sears and R. Giri, *J. Am. Chem. Soc.*, 2017, **139**, 10653–10656.
- 6 For selected reviews, see: (a) R. I. McDonald, G. Liu and S. S. Stahl, *Chem. Rev.*, 2011, **111**, 2981–3019; (b) R. K. Dhungana, S. Kc, P. Basnet and R. Giri, *Chem. Rec.*, 2018, **18**, 1314–1340; (c) G. Yin, X. Mu and G. Liu, *Acc. Chem. Res.*, 2016, **49**, 2413–2423; (d) J. Jose and T. V. Mathew, *Adv. Synth. Catal.*, 2023, **365**, 4334–4358.
- 7 For selected reviews, see: (a) T. Koike and M. Akita, *Acc. Chem. Res.*, 2016, **49**, 1937–1945; (b) X. Qi and T. Diao, *ACS Catal.*, 2020, **10**, 8542–8556; (c) J. Derosa, O. Apolinar, T. Kang, V. T. Tran and K. M. Engle, *Chem. Sci.*, 2020, **11**, 4287–4296; (d) J. Heng and A. Studer, *Chem. Soc. Rev.*, 2020, **49**, 1790–1811; (e) B. C. Lee, C. F. Liu, L. Q. H. Lin, K. Z. Yap, N. Song, C. H. M. Ko, P. H. Chan and M. J. Koh, *Chem. Soc. Rev.*, 2023, **52**, 2946–2991; (f) Z.-L. Li, G.-C. Fang, Q.-S. Gu and X.-Y. Liu, *Chem. Soc. Rev.*, 2020, **49**, 32–48.
- 8 (a) J. N. Katzbaer, V. M. Torres, E. Elacqua and R. Giri, *J. Am. Chem. Soc.*, 2023, **145**, 14196–14201; (b) P. Gao, L.-A. Chen and M. K. Brown, *J. Am. Chem. Soc.*, 2018, **140**, 10653–10657; (c) S. Kc, R. K. Dhungana, V. Aryal and R. Giri, *Org. Process Res. Dev.*, 2019, **23**, 1686–1694.
- 9 (a) A. García-Domínguez, R. Mondal and C. Nevado, *Angew. Chem., Int. Ed.*, 2019, **58**, 12286–12290; (b) X. Hu, I. Cheng-Sánchez, W. Kong, G. A. Molander and C. Nevado, *Nat. Catal.*, 2024, **7**, 655–665; (c) R. S. Mega, V. K. Duong, A. Noble and V. K. Aggarwal, *Angew. Chem., Int. Ed.*, 2020, **59**, 4375–4379; (d) F. Ye, Y. Yang, W. Wang and W. Yuan, *Chem Catal.*, 2023, **3**, 100605; (e) L. Guo, H.-Y. Tu, S. Zhu and L. Chu, *Org. Lett.*, 2021, **21**, 4771–4776.
- 10 (a) Z.-F. Yang, C. Xu, X. Zheng and X. Zhang, *Chem. Commun.*, 2020, **56**, 2642–2645; (b) X. Du, I. Cheng-Sánchez and C. Nevado, *J. Am. Chem. Soc.*, 2023, **145**, 12532–12540; (c) H. Zhao and W. Yuan, *Chem. Sci.*, 2023, **14**, 1485–1490.
- 11 (a) T. Qin, J. Cornella, C. Li, L. R. Malins, J. T. Edwards, S. Kawamura, B. D. Maxwell, M. D. Eastgate and P. S. Baran, *Science*, 2016, **352**, 801–805; (b) J.-W. Gu, Q.-Q. Min, L.-C. Yu and X. Zhang, *Angew. Chem., Int. Ed.*, 2016, **55**, 12270–12274; (c) S. Kc, R. K. Dhungana, B. Shrestha, S. Thapa, N. Khanal, P. Basnet, R. W. Lebrun and R. Giri, *J. Am. Chem. Soc.*, 2018, **140**, 9801–9805; (d) M. Chierchia, P. Xu, G. J. Lovinger and J. P. Morken, *Angew. Chem., Int. Ed.*, 2019, **58**, 14245–14249; (e) S.-Z. Sun, Y. Duan, R. S. Mega, R. J. Somerville and R. Martin, *Angew. Chem., Int. Ed.*, 2020, **59**, 4370–4374; (f) D. Anthony, Q. Lin, J. Baudet and T. Diao, *Angew. Chem., Int. Ed.*, 2019, **58**, 3198–3202; (g) H. Jiang, X. Yu, C. G. Daniliuc and A. Studer, *Angew. Chem., Int. Ed.*, 2021, **60**, 14399–14404; (h) J. Liu, L.-Q. Lu, Y. Luo, W. Zhao, P.-C. Sun, W. Jin, X. Qi, Y. Cheng and W.-J. Xiao, *ACS Catal.*, 2022, **12**, 1879–1885; (i) X. Li, M. Yuan, F. Chen, Z. Huang, F.-L. Qing, O. Gutierrez and L. Chu, *Chem*, 2023, **9**, 154–169; (j) M.-S. Liu and W. Shu, *JACS Au*, 2023, **3**, 1321–1327; (k) F. Ye, S. Zheng, Y. Luo, X. Qi and W. Yuan, *ACS Catal.*, 2024, **14**, 8505–8517; (l) Y. Koo and S. Hong, *Chem. Sci.*, 2024, **15**, 7707–7713; (m) Y.-C. Luo, C. Xu and X. Zhang, *Chin. J. Chem.*, 2020, **38**, 1371–1394; (n) M. Jeganmohan and C.-H. Cheng, *Chem.–Eur. J.*, 2008, **14**, 10876–10886; (o) Y. Ping and W. Kong, *Synthesis*, 2020, **52**, 979–992.
- 12 (a) A. Y. Rulev, I. N. Zubkov, I. A. Ushakov, V. A. Semenov, A. V. Vashchenko and J. Maddaluno, *Eur. J. Org. Chem.*, 2021, **22**, 3278–3288; (b) N. Ballav, S. N. Saha, S. Yadava and M. Baidya, *Chem. Sci.*, 2024, **15**, 4890–4896; (c) A. Rentería-Gómez, M. Guerrero, M. Ramírez-Lopez and O. Gutierrez, *Org. Lett.*, 2023, **25**, 7440–7445.
- 13 (a) H. Yang, Z. Zhang, P. Cao and T. Yang, *Org. Lett.*, 2024, **26**, 1190–1195; (b) Z. Dong, Q. Tang, C. Xu, L. Chen, H. Ji, S. Zhou, L. Song and L.-A. Chen, *Angew. Chem., Int. Ed.*, 2023, **62**, e202218286; (c) H.-Y. Tu, F. Wang, L. Huo, Y. Li, S. Zhu, X. Zhao, H. Li, F.-L. Qing and L. Chu, *J. Am. Chem. Soc.*, 2020, **142**, 9604–9611; (d) T. Yang, X. Chen, W. Rao and M. J. Koh, *Chem*, 2020, **6**, 738–751.
- 14 Z. Dong, C. Xu, J. Chang, S. Zhou, P. Sun, Y. Li and L.-A. Chen, *ACS Catal.*, 2024, **14**, 4395–4406.
- 15 (a) H. Wang, M. Yang, Y. Wang, X. Man, X. Lu, Z. Mou, Y. Luo and H. Liang, *Org. Lett.*, 2021, **23**, 8183–8188; (b) X. Wei, W. Shu, A. García-Domínguez, E. Merino and C. Nevado, *J. Am. Chem. Soc.*, 2020, **142**, 13515–13522; (c) A. García-Domínguez, Z. Li and C. Nevado, *J. Am. Chem. Soc.*, 2017, **139**, 6835–6838.
- 16 For more details, see ESI.†
- 17 (a) K. Wang, Z. Ding, Z. Zhou and W. Kong, *J. Am. Chem. Soc.*, 2018, **140**, 12364–12368; (b) B. J. McNicholas, Z. J. Tong, D. Bím, R. F. Turro, N. P. Kazmierczak, J. Chalupský, S. E. Reisman and R. G. Hadt, *Inorg. Chem.*, 2023, **62**, 14010–14027; (c) T. Yang, Y. Jiang, Y. Luo, J. J. H. Lim, Y. Lan and M. J. Koh, *J. Am. Chem. Soc.*, 2020, **142**, 21410–21419; (d) Z.-Q. Li, O. Apolinar, R. Deng and K. M. Engle, *Chem. Sci.*, 2021, **12**, 11038–11044.
- 18 Y. Li and G. Yin, *Acc. Chem. Res.*, 2023, **56**, 3246–3259.

