


 Cite this: *RSC Adv.*, 2025, 15, 45943

Recent advances in biomass valorization through thermochemical processes, bio-oil production and AI strategies: a concise review

 Yasmeen Saleh,^a Labeeb Ali ^{*ab} and Mohammednoor Altarawneh ^{*a}

Biomass valorization through thermochemical pathways is an appropriate option to generate bioenergy, reducing the reliance on petroleum-based fuels and minimizing their adverse environmental impacts. Biomass waste accumulates abundantly worldwide and is typically managed through landfilling and incineration, posing threats to the environment. Alternatively, biomass waste can be converted into valuable products through thermochemical techniques. This review provides an overview on the categories of biomass and the most widely utilized thermochemical pathways for its conversion, including pyrolysis, gasification, liquefaction, and combustion. Additionally, the characteristics and conditions of the processes, configuration of the utilized reactors, the main products, bio-oil catalytic upgrading, advanced upgrading techniques, and commercial-scale thermochemical plants are discussed. Moreover, it summarizes the main findings of the notable studies that investigated the thermal degradation of various biomass types. Furthermore, it highlights the role of artificial intelligence (AI) in forecasting bioenergy production from lignocellulosic biomass. Finally, the main challenges in the thermochemical valorization of biomass, which necessitate further research, are identified.

 Received 7th August 2025
 Accepted 21st October 2025

DOI: 10.1039/d5ra05770a

rsc.li/rsc-advances

1. Introduction

The tremendous rise in fossil fuel consumption over the past few decades due to the rapid population growth and industrialization has led to the depletion of petroleum-based fuel

^aUnited Arab Emirates University, Department of Chemical and Petroleum Engineering, Sheikh Khalifa bin Zayed Street, Al-Ain 15551, United Arab Emirates. E-mail: labeeb_ali@uaeu.ac.ae

^bAbu Dhabi Polytechnic University, Petroleum Engineering Technology Department, Abu Dhabi, 111499, United Arab Emirates. E-mail: mn.altarawneh@uaeu.ac.ae


Yasmeen Saleh

Yasmeen Saleh recently received her Master's in Chemical Engineering from the UAE University. Her research focused on thermochemical processes such as pyrolysis to produce renewable fuels and green chemicals, with the aim of advancing sustainable and low-carbon energy solutions.


Labeeb Ali

Labeeb Ali holds a PhD in Chemical Engineering from the United Arab Emirates University (UAEU), UAE. He obtained a Master of Science in Chemical Engineering from UAEU. He is currently an Assistant Professor at Abu Dhabi Polytechnic University. With several research and review articles published in high-impact journals, he has made extensive contributions to the field of chemical engineering. His active

research areas include thermochemical conversions, biomass valorization, halogenated pollutants, waste management, heterogeneous catalysis, energy conversion, and environmental pollutants, and he is devoted in developing novel materials for energy and environmental-related fields, targeting circularity and sustainability.



resources and irrevocable impacts on the environment, particularly the emission of greenhouse gases. As a result, several countries are now actively working to adopt sustainable and renewable energy sources to mitigate the climate change crisis and shift their dependency on conventional fuel resources.^{1–3} According to the International Energy Agency (IEA), it is expected that the global demand for biofuel will grow by 41 billion liters by 2026.⁴ Biomass is a term that describes the organic material that originates from plants *via* the photosynthesis process;² it is a renewable energy source that has the ability to be converted into biofuel and chemicals through the thermal breakdown of lignocellulosic materials.⁵ Biomass is a promising alternative to petroleum-based fuels due to its availability and carbon neutrality, spanning diverse resources such as agricultural waste, food processing waste, energy crops, municipal solid waste, and forestry waste.^{6–8} The aforementioned categories can be transformed into bio-oil, syngas, and biochar through thermal degradation, in addition to valuable products, such as ethanol, furfural, and phenol.^{9,10} The major thermochemical valorization processes include pyrolysis, gasification, combustion, and liquefaction.¹¹ Combustion is the only process that produces heat, which can be used directly for electricity generation, while the pyrolysis, gasification, and liquefaction techniques demand energy input to yield bioenergy. In addition to the generation of biofuel, the thermal conversion of biomass has the potential to produce valuable chemicals, like plastics, fertilizers, and pharmaceuticals, that have applications in several industries.^{12–14} The end products of thermochemical conversion depend principally on the treatment process, operating conditions, and biomass feedstock composition.⁵ Artificial intelligence (AI), which focuses on developing models capable of learning from datasets and making decisions, is widely utilized in various industrial sectors. Biomass thermochemical conversion for bioenergy production is one of the sectors that can employ AI algorithms to enhance its performance and productivity.¹⁵

The aim of the present review is to discuss the major biomass categories and the general characteristics of the main thermochemical techniques applied for biomass conversion. Moreover, it provides an overview of the commonly used reactors, the characteristics of the products (bio-oil, pyrolysis gas,

and biochar), bio-oil upgrading, and the role of AI in biomass conversion, while also summarizing notable studies on biomass valorization. In addition, the main challenges associated with biomass conversion through thermochemical techniques are discussed.

2. Biomass categories

Biomass is an inclusive term that describes the organic matter produced by the photosynthesis process, existing in the form of plants and microorganisms.¹ The solar energy stored in plants is called biomass energy, which can be recovered by thermochemical processes.⁸ In the photosynthesis process, plants absorb water, CO₂, and solar energy from the atmosphere to produce oxygen and monosaccharides such as glucose, which are further converted into secondary products such as polysaccharides, proteins, and lipids. The common categories of biomass are shown in Fig. 1, which include agricultural crop residues, forestry waste, food processing waste, energy crops, municipal waste, and animals waste.^{6–8} Annually, around 180 billion tons of lignocellulosic biomass are produced from agricultural and forestry residues, while only 8.2 billion tons are reused.^{16,17} Most of the produced biomass is managed *via* landfilling or incineration, posing adverse environmental impacts. Instead, lignocellulosic biomass can be valorized into a variety of products such as fuel substitutes, bio-plastics, fertilizers, chemicals, and construction materials.^{17,18}

2.1. Agricultural waste

Significant quantities of crop residues are produced annually worldwide during harvesting or processing.⁸ The world's population rapid growth has increased the demands on crop production, further leading to an increase in the generated crops waste.¹⁹ These residues comprise straws, stalks, seeds, leaves, husks, *etc.*,²⁰ which essentially consist of lignocellulosic materials. Annually, about 140 billion tons of agricultural waste are generated but only 40% is reused for fuel production and power generation.¹⁷ Rice husk is the most common agricultural waste, which makes up 25% of rice mass.⁸ About 66% of agricultural waste originates from cereal crop residues. Sugarcane waste, such as stems and leaves, is another major contributor to agricultural waste.¹⁸ Accordingly, agricultural residues are the preferred option for bioenergy generation owing to their abundant availability, low CO₂ emissions, diverse products, and commercial potential.^{21,22} These residues have the potential to be recycled into valuable products instead of landfilling or incineration.¹⁷

2.2. Food processing waste

The food processing industry produces large amounts of wastes. These processes involve separation of the nutritional portion of raw fruits and vegetables from inedible parts.²³ Approximately 38% of food waste is attributed to the food processing industry, where the main contributors to food waste are oil-bearing crops, fruits, and vegetables. As reported by the Food and Agriculture Organization (FAO) of the United Nations, about one third of the fruits and vegetables produced annually is converted into



Mohammednoor Altarawneh

Mohammednoor Altarawneh received his PhD in Computational Physical Chemistry from the University of Newcastle, Australia, in 2008. He is currently a Professor of Chemical Engineering at the United Arab Emirates University. His research focuses on combustion kinetics, heterogeneous catalysis, and formation of halogenated pollutants.



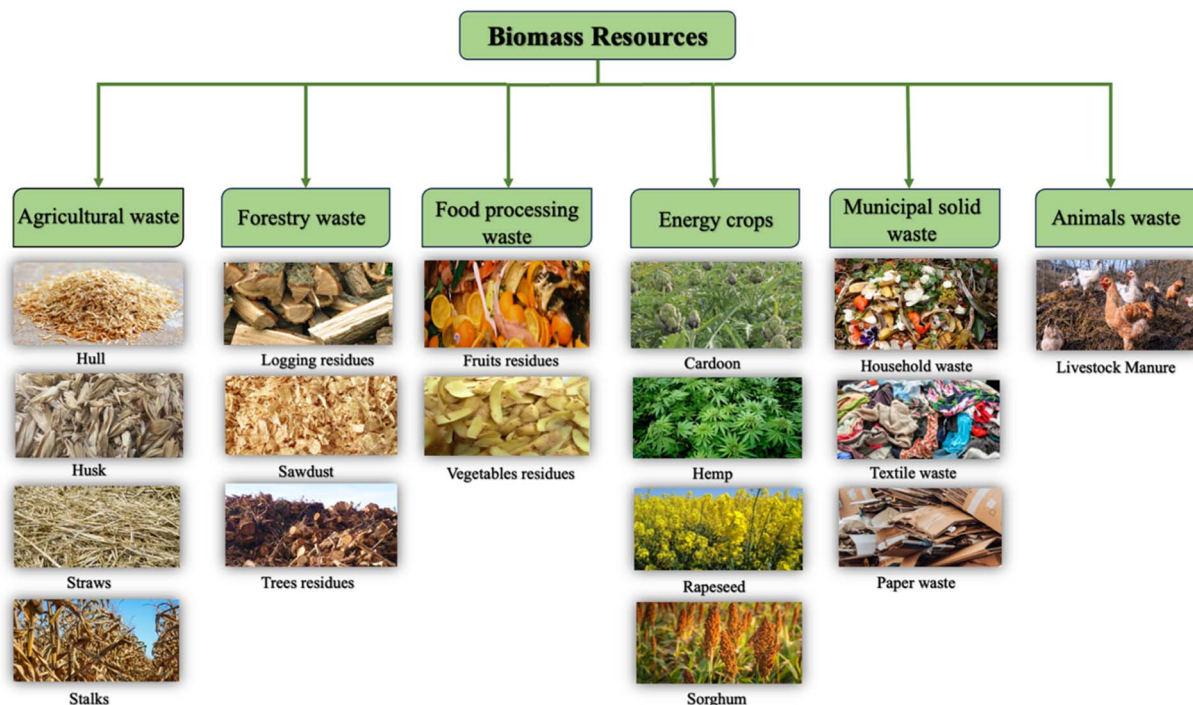


Fig. 1 Major biomass categories and some examples.

by-products in the food processing industry.^{24,25} The residues from processing fruits, vegetables, cereals, and oil crops include peels, seeds, shells, stems, and pulp.²⁶

2.3. Energy crops

Energy crops are plants that are grown especially for energy generation, which can be utilized to produce biogas or liquid fuel.²⁷ Oils in the form of fatty acids and lipids are stored in a variety of energy crop seeds, which can be converted to biodiesel and biofuel.⁵ The crops selected for bioenergy production should have the characteristics such as rapid growth, low cost, ability to adapt to severe soil and weather conditions, capability to offer high yields, low nutrient requirements, and not competing with the food production system.^{7,28} Examples of energy crops include cardoon, kenaf, sorghum, safflower, poplars, hemp, and rapeseed.⁷

2.4. Forestry waste

Forestry waste is generated from forests due to logging operations and wood industrial activities such as processing of timber, plywood, and pulpwood. Wood processing activities produce residues comprised of sawdust, barks, branches, split wood, *etc.*²⁹ In developed countries, wood processing residues are utilized for energy generation at the source of production to avoid wood waste transportation costs. The majority of energy produced from biomass utilizes wood and wood residues.⁸

2.5. Municipal solid waste

Municipal solid waste (MSW) is the waste disposed daily from households and from commercial activities, which can be

organic and inorganic. Organic MSW includes paper, plastic bottles, food residues, textiles, wood, and furfural residues.^{30,31} Annually, around 1.3 to 1.9 billion tons of solid waste are generated globally, which is expected to reach 3.5 billion tons in 2050 due to the rapid increase in the human population and industrialization.^{1,32} MSW is typically disposed by landfilling, which could contaminate groundwater, in addition to the requirement of large land area. Nevertheless, the methane produced from landfilling can be used as an energy source.⁸ Thermal treatment by incineration is another common practice to reduce the solid waste volume and generate heat. However, it poses a threat to the environment due to the emission of pollutants such as nitrogen oxide, sulfur oxide, and fly ash.³²

3. Biomass composition

Lignocellulosic biomass is comprised of hemicellulose (15–30%), cellulose (40–60%), and lignin (15–30%), as shown in Fig. 2. The content of these three components varies depending on the type of biomass.³ In addition to the above-mentioned three constituents, biomass contains inorganic ash and minor fractions of extractives such as lipids, sugars, proteins, and starch.³³ In plant cells, cellulose forms rigid microfibrils, which function as the skeleton of the cells, whereas lignin and hemicellulose pack the inner cell space.³ Cellulose is a linear polysaccharide composed of long chains of glucose units linked by β -1,4-glycosidic bonds, which tend to decompose when exposed to high temperatures. The abundance of OH groups in cellulose leads to extensive hydrogen bonding, involving both intra-chain and inter-chain interactions. Intra-chain hydrogen bonds stabilize the glycosidic linkages, while inter-chain hydrogen



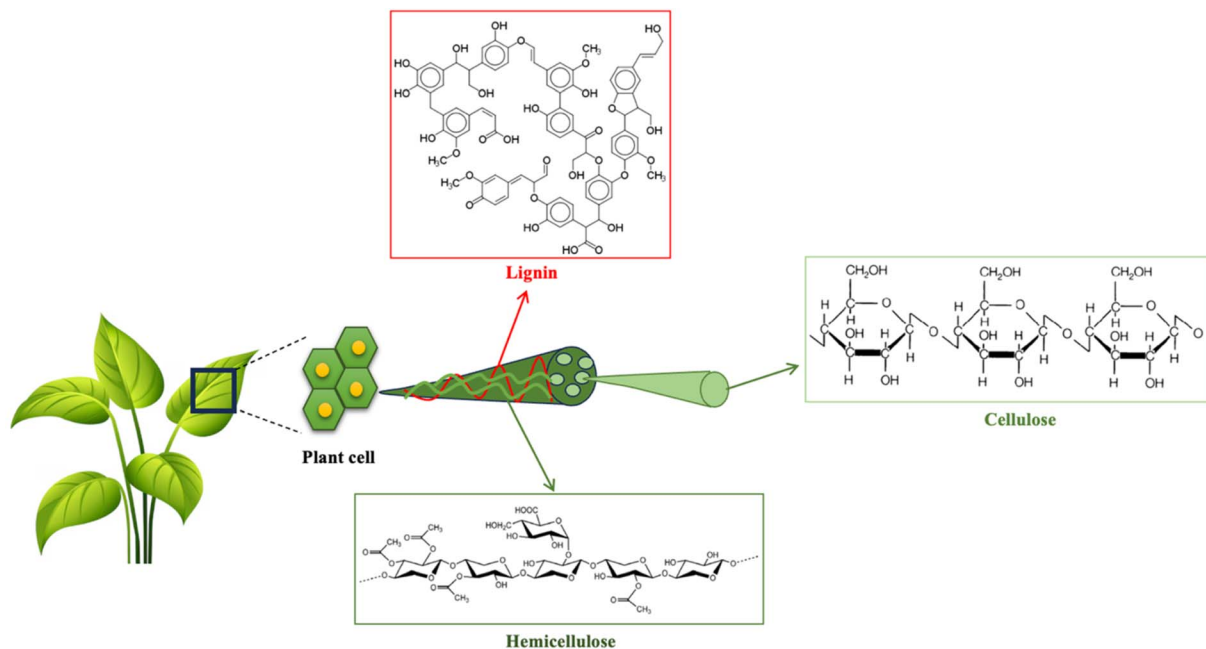


Fig. 2 Lignocellulosic biomass components.

bonds promote the parallel stacking of cellulose chains.³⁴ Cellulose rapidly degrades during fast pyrolysis as its weak β -1,4-glycosidic bonds cleave under acid or high-temperature conditions, reducing the degree of polymerization and producing furans and levoglucosan.³ Hemicellulose is

a heterogeneous polysaccharide consisting of short pyranose and furanose sugar units such as D-xylose, D-mannose, D-glucose, D-galactose, L-arabinose, galacturonic acid, and glucuronic acid. It has a lower degree of polymerization compared to cellulose. Hemicellulose accounts for approximately 15–35%

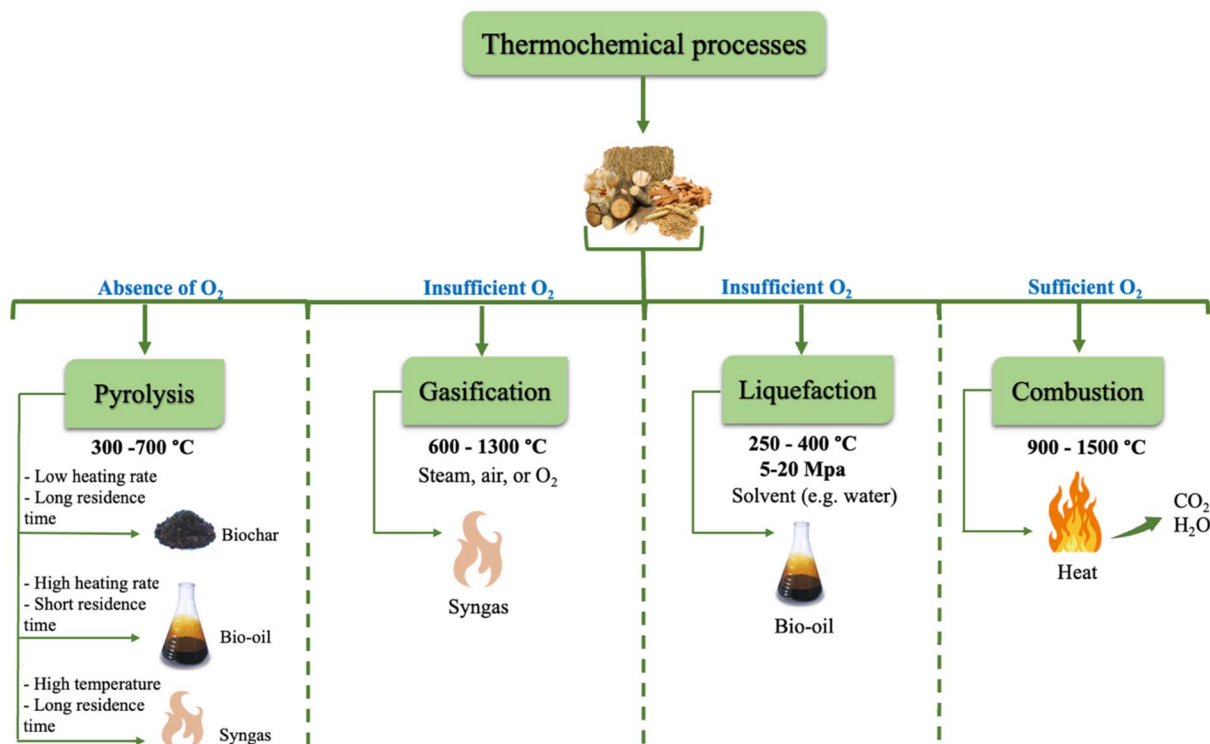


Fig. 3 Various thermochemical processes and their products.



of the dry mass of plants, and its composition varies with plant species.³⁵ The branched structure of hemicellulose accounts for its lower thermal stability compared to cellulose.³⁶ Lignin is a branched polymer primarily composed of three aromatic basic units, *i.e.*, *p*-coumaryl (H), coniferyl (G), and sinapyl (S) alcohols. These three basic units mainly differ by the number of methoxy groups on their aromatic ring, and their H/G/S proportions

largely depend on the biomass species. Lignin linkages are mainly ether bonds (60–70%), followed by carbon–carbon bonds (30–40%), while ester bonds are minimal and mostly found in herbaceous plants.^{3,37} The complex cross-linked aromatic network of lignin confers higher thermal stability than cellulose and hemicellulose.^{3,36}

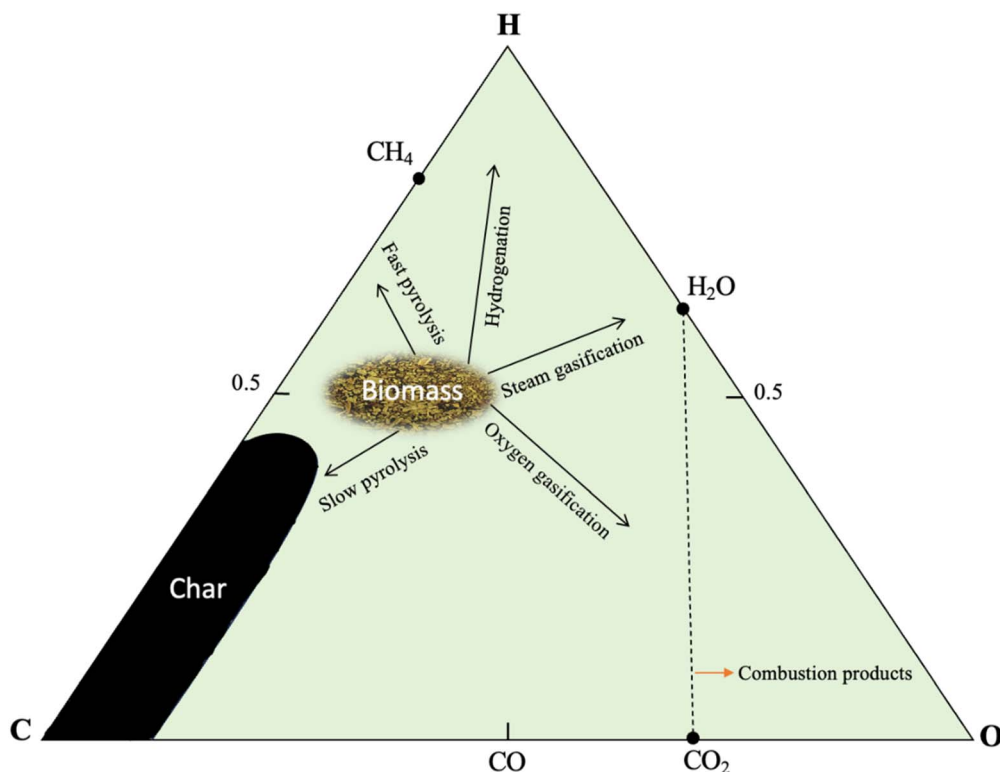


Fig. 4 Ternary diagram of biomass thermochemical conversion, adapted from ref. 248 with permission from Elsevier, *Energy Convers. Manag.*, vol. 304, p. 118222, Copyright 2024.

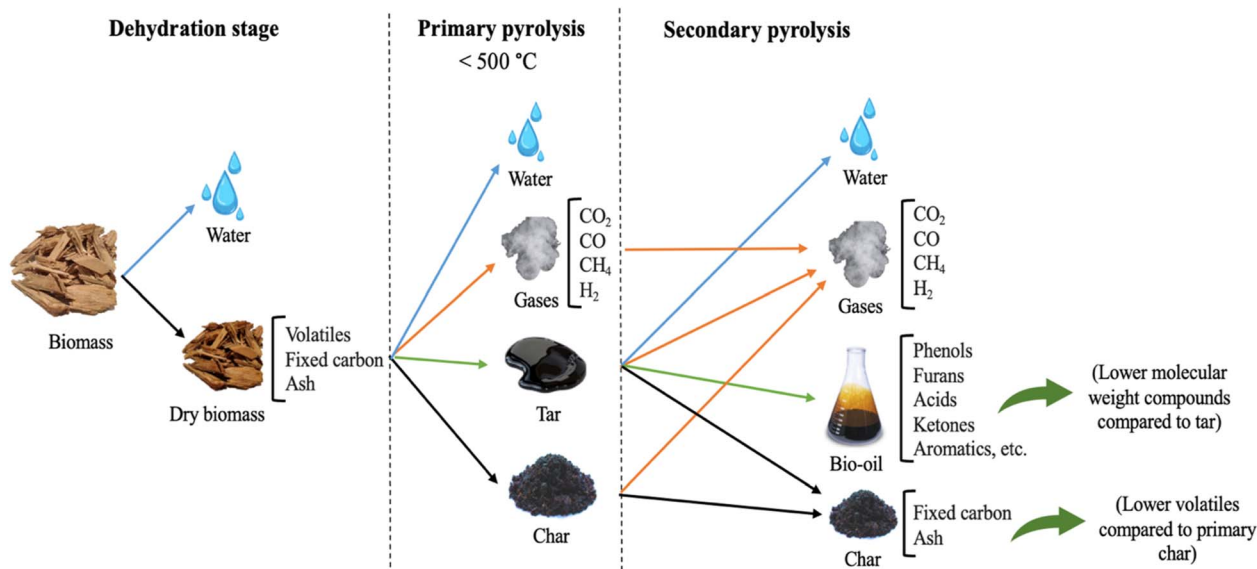


Fig. 5 Different stages of pyrolysis.





Table 1 Studies on the pyrolysis of biomass

Biomass	Reactor	Catalyst	Study purpose	Main findings	References
Hyacinth biomass (agricultural waste)	Solar pyrolysis reactor	No catalyst	To explore the effect of solar-torrefied biomass samples in improving the solar pyrolysis performance and product quality	-Higher torrefaction temperatures increased biochar (27.4 to 59.4 wt%), while reducing bio-oil (40.2 to 15.3 wt%) and syngas (32.4 to 15.3 wt%) yields -FTIR and GC-MS analyses showed that torrefaction reduces bio-oil acidity, lowering the corrosion potential Bio-oil yield peaked at 38.5% at 500 °C with 0.5–1 mm cotton stalk particles, dominated by phenols (>40%). Under the same conditions, high-quality biochar was obtained	47
Cotton stalk (agricultural waste)	Fixed-bed reactor	No catalyst	To investigate how reaction conditions influence the bio-oil yield from slow pyrolysis of cotton stalk	Producing transportation fuel fractions requires secondary catalytic treatment to reduce N/O-compounds and enhance pyrolytic oil quality -The produced bio-oil can be utilized as a source of chemicals (e.g. phenols and furans) that have pharmaceutical applications	48
Orange peel, potato peel, pineapple peel, and corn cob (food processing waste)	TGA	No catalyst	To evaluate the potential of food processing waste-derived bio-oil as a source of biofuel and valuable chemicals	-The highest bio-oil yield (44.7%) was obtained at 550 °C for a 16 cm height bed at 25 °C min ⁻¹ heating rate -The obtained bio-oil requires upgrading to be utilized as a fuel -The maximum bio-oil yield was obtained at 550 and 600 °C -The obtained bio-oil contained oxygenated and aromatic compounds	10
Sugarcane (agricultural waste)	Fixed bed batch reactor	No catalyst	To investigate the effect of different operating conditions on sugarcane slow pyrolysis to improve the yields of bio-oil, biochar, and evolved gases	-The maximum bio-oil yield of 24.67% was reached at 550 °C, and the highest bio-char yield of 40.3% was attained at 400 °C -FTIR analysis revealed the dominance of oxygenated compounds	49
Oil palm mesocarp fiber and palm frond (agricultural waste)	Fixed bed reactor	No catalyst	To explore how the temperature affects the pyrolysis products formation	-The primary product was biochar -The maximum yield of bio-oil was 36.57% obtained at 500 °C -Introducing steam and catalyst into the pyrolysis process enhanced hydrogen generation -The highest hydrogen yield obtained for palm kernels, and the lowest for wheat straw	46
Hornbeam shell residues (forest waste)	Fixed bed reactor	No catalyst	Optimizing pyrolysis conditions for enhanced bio-oil and biochar production		45
Bamboo (agricultural waste)	TGA and laboratory-scale pyrolysis reactor	No catalyst	To study how the temperature affects slow pyrolysis behavior and the products yield		50
Coconut shell, rice husk, sugarcane bagasse, cotton stalk, wheat straw and palm kernel shell. In addition to cellulose, hemicellulose, and lignin (agricultural waste)	Two stages fixed bed reactor	10 wt% nickel-based alumina catalyst	Exploring hydrogen and syngas production from different biomass samples utilizing two-stage pyrolysis-catalytic steam reforming		51



Table 1 (Contd.)

Biomass	Reactor	Catalyst	Study purpose	Main findings	References
<i>Miscanthus</i> (agricultural waste)	Fluidized bed system for pyrolysis, and fixed bed reactor for bio-oil upgrading	Pd/C	To perform qualitative and quantitative analyses of the obtained and upgraded bio-oil	-The oxygenated and sulfur compounds were reduced in the upgraded bio-oil, and the heating value was increased -The upgraded bio-oil is a suitable substitute for transportation fuel	52
Wood and wood barks of <i>Ficus religiosa</i> (forest waste)	TGA and laboratory-scale fluidized bed reactor	No catalyst	To investigate the pyrolysis behavior of the feedstock under various operating conditions, in addition to conduct complete product distribution <i>via</i> FTIR-GC/MS analysis	-The highest yield for bio-oil of 47.5% obtained at 450 °C -The obtained bio-oil comprised a variety of organics that can be utilized in the chemical industry	53
Orange pulp waste (food processing waste)	TGA	No catalyst	To provide a detailed analysis for the thermal degradation behavior, kinetics, and evolved gas analysis	-Activation energy calculation revealed the complexity of the reactions -The main products are CO, CO ₂ , and H ₂ O, in addition to oxygenated, aliphatic, and aromatic compounds	54
Rapeseed (energy crop)	TGA	No catalyst	To examine the influence of heating rate on rapeseed slow pyrolysis	As the heating rate increased, the maximum DTG curve peak temperature decreased	55

4. Thermochemical processes

The primary thermochemical processes are pyrolysis, gasification, liquefaction, and combustion,¹¹ where all the aforementioned techniques involve the thermal degradation of the organic components in biomass.¹ Thermal conversion treatment can recover the energy stored in biomass into heat in the case of combustion, or into biofuel *via* pyrolysis, gasification, and liquefaction.³⁷ The choice of thermochemical technique is affected by several factors such as biomass feedstock type, desired end products, process economics, and environmental concerns.^{1,2} Fig. 3 shows the four major thermochemical processes, their conditions, and target products. In the ternary diagram, as shown in Fig. 4, each corner represents 100% of a specific element (carbon, hydrogen, or oxygen). Char, being richer in carbon, is positioned at the carbon corner. For instance, biomass with a higher hydrogen and carbon content, is located near the carbon-hydrogen side in the diagram. Thermochemical processes decompose biomass components, shifting their positions in the diagram depending on the feedstock composition and the process applied. If biomass undergoes carbonization, its composition shifts toward the carbon corner of the ternary diagram. Conversely, hydrogenation enriches the product in hydrogen, moving it closer to the hydrogen corner.³⁸

4.1. Pyrolysis

Pyrolysis is a thermochemical process, which involves the irreversible decomposition of biomass due to the intense heat applied (300–700 °C) in the absence of oxygen to yield non-condensable gases, bio-oil, and char. The obtained products are affected by the process temperature, heating rate, residence time, and biomass nature. There are three main categories of pyrolysis, namely, fast, intermediate, and slow, depending on the residence time and the temperature. Fast pyrolysis has a short residence time and moderate temperature between 450–600 °C. It requires high heat transfer rates, which are attained by grounding the feed biomass. Fast pyrolysis mainly promotes the yield of liquid products (50–70 wt%).^{5,37,39,40} Alternatively, slow pyrolysis (carbonization) has a longer residence time and lower temperature (400 °C), and it produces approximately equal proportions of gases, bio-oil, and char.³⁷ Pyrolysis occurs in three main stages, as shown in Fig. 5, where the first stage is for moisture removal. Further, the dry biomass undergoes primary pyrolysis, during which bond scission of its lignocellulosic components (hemicellulose, cellulose, and lignin) occurs, producing gases (CO, CO₂, H₂ and methane), H₂O, tar, and primary char. At higher temperatures the primary products undergo further reactions such as dehydration, cracking, polymerization, and gasification, producing secondary products which include gases, bio-oil (phenols, ketones, aldehydes, furans, acids, aromatics, *etc.*), and secondary char.^{40–42} Both primary and secondary reactions can occur simultaneously. The produced char catalyzes the cracking of the primary products into lighter gases. Moreover, char gasification leads to the formation of gaseous products, and the polymerization reaction

produces secondary char.^{40,42} The evolved gaseous products yield increases as the temperature increases, which is attributed to the degradation of primary char and tar. In contrast, the char yield decreases as the temperature increases due to the release of more volatiles. The maximum bio-oil yield is attained at approximately 450–500 °C.^{43–46} The pyrolysis of a diverse range of biomass materials has been reported in the literature, as listed in Table 1.


The co-pyrolysis of lignocellulosic biomass and synthetic polymers is an efficient pathway for upgrading bio-oil, owing to the synergistic effect.⁵⁶ Plastic has a high H/C ratio and low

oxygen content, which support the low H/C and high O/C ratios in biomass, respectively. During co-pyrolysis, plastic acts as a hydrogen donor, which improves the quality and the heating value of the obtained bio-oil.^{57,58} Table 2 lists the studies related to the co-pyrolysis of plastic and biomass.

Several pyrolysis reactors have been utilized for the pyrolysis of biomass such as fluidized bed reactors (FBRs), in which biomass particles are mixed with sand and heated rapidly. The bed is heated by combusting a portion of the produced gas and char. Sand is utilized as an inert bed solid, which provides heat transfer to the biomass feed.⁶⁷ Fluidized bed reactors are

Table 2 Studies on biomass and plastic co-pyrolysis

Biomass/plastic blend	Reactor	Purpose of the study	Main findings	References
Lignin/PP, HDPE and LDPE	TGA	To explore the potential valorization of these materials <i>via</i> co-pyrolysis	Py-GC/MS revealed that lignin-LDPE/HDPE mixtures at 600 °C and a 1 : 3 ratio achieved the highest compound recovery	59
Almond shell/HDPE	TGA	To explore the synergistic influence on the pyrolytic oil yield, and to investigate its potential as a bioenergy source	Co-pyrolysis reduced oxygenated compounds and enhanced aliphatic formation	60
Pine woodchips/waste-tyre scrap	Fixed bed reactor and auger reactor pilot plant	To explore the co-pyrolysis of pine woodchips and waste tyre scraps to upgrade the bio-oil quality	The acidity, density and oxygen content for the obtained bio-oil decreased	61
Oil palm trunk (OPT)/PP	TGA	To study the characteristics of the bio-oil obtained from OPT pyrolysis and co-pyrolysis of OPT and PP	PP presence improved hydrocarbons production and decreased the contents of phenolics in the co-pyrolysis oil	62
Grape stems and plastic waste (PE, PP, and PS)	TGA	To explore the thermal behavior, pyrolytic characteristics, and the synergistic effect of the blend co-pyrolysis	-At the early stages, softened plastic enveloped the biomass and hindered the release of volatiles -Intermediates generated from biomass breakdown enhanced plastic chain degradation -Hydrogen radicals released from the plastic enhanced the formation of aromatics	63
Lignin/plastics (PE, PP, PS, and PC)	Semi-batch glass reactor	To determine the yields and the composition of the products	-The degradation of lignin was reduced, whereas that of plastic enhanced -PC/lignin blend produced the highest phenols	64
Pine wood sawdust, bamboo, and empty fruit bunch/HDPE and PS	TGA	To investigate and compare the thermal degradation of different plastic and biomass blends	-The degradation of the individual biomass showed one single peak in the DTG curve, while that of the blends showed two peaks	65
Cotton stalk, hazelnut shell, sunflower residue, and arid land plant <i>Euphorbia rigida</i> /PCV and PET	TGA	Comparison between the thermal degradation behavior of biomass and its blend with plastic	-The thermal behavior of biomass and plastic was different owing to their structural differences -Higher activation energies needed for plastic degradation compared to biomass	66



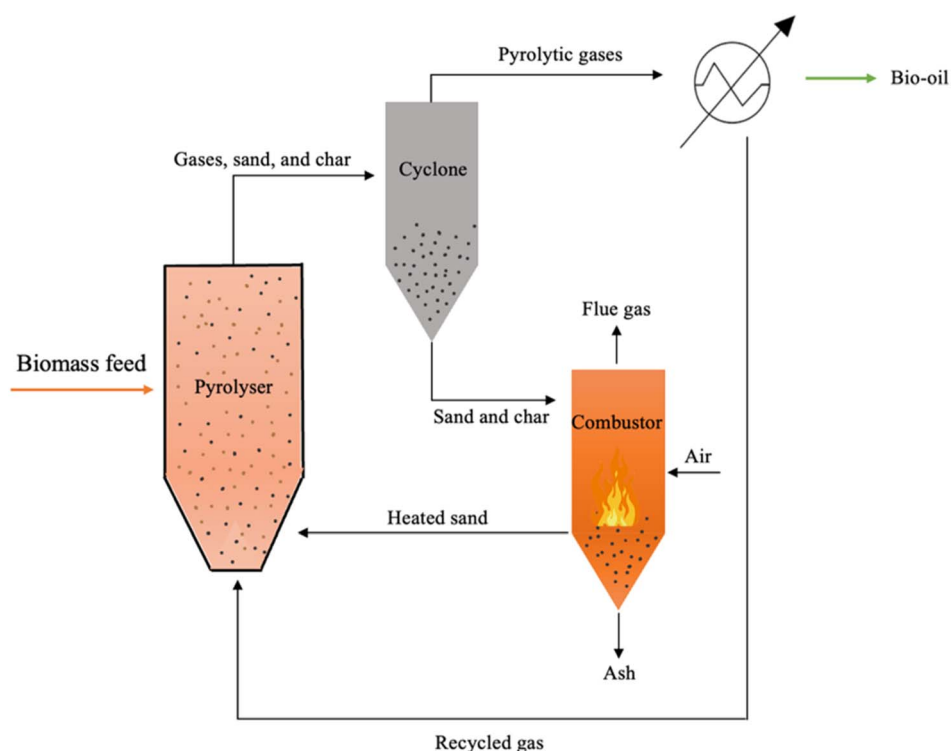


Fig. 6 Schematic of a circulating fluidized bed reactor (CFBR).

classified into three types, which are circulating fluidized bed (CFBR), bubbling (BFBR), and entrained reactors (EFBR), as shown in Fig. 6, 7, and 9a, respectively.^{68,69} Fluidized bed reactors are easy to scale up, have a simple design, and can be utilized for fast pyrolysis due to the ease of controlling the

residence time by controlling the fluidized gas flow rate. However, FBRs are large and require high construction and operational costs.^{39,70} CFBRs consist of two interconnected units, one for pyrolysis and one for char combustion, enabling continuous circulation of heated sand. Operating at high gas

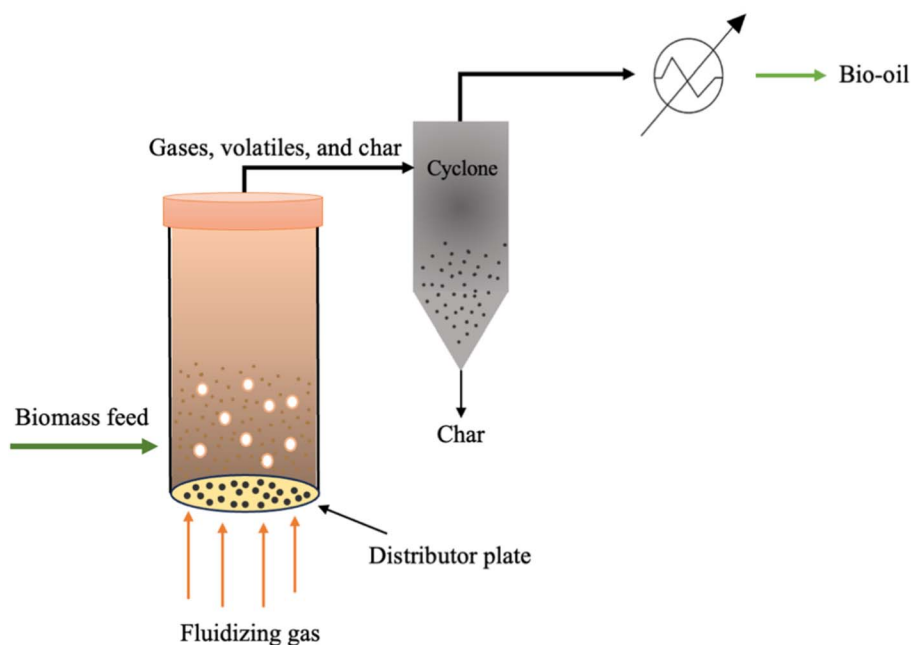


Fig. 7 Schematic of a bubbling fluidized bed reactor (BFBR).



velocities, they ensure short biomass residence times, effective gas–solid contact, uniform mixing, and improved temperature control. Similarly, BFBRs use an inert gas and sand to fluidize small biomass particles, ensuring high heating rates, uniform temperatures, and efficient continuous operation with high bio-oil yields; however, they require careful control of heat transfer and are sensitive to the biomass type, particle size, and gas velocity. In EFBRs, dried biomass is fed at a controlled rate and carried into the reactor by preheated gas. The particle velocity is determined by the gas flow, and pyrolysis occurs as the biomass passes through the heated reaction zone.^{68,69} Auger (screw) reactors (Fig. 9b) are tubular, continuous systems where biomass is conveyed by a rotating screw, while heat is supplied through the reactor walls. The screw enhances mixing and

contacts with the heated surface, promoting efficient pyrolysis. A key advantage of this design is its compactness and potential portability, enabling on-site biomass conversion, which lowers operational costs by reducing feedstock transportation to biorefineries.^{39,71} Ablative reactors are another type of pyrolysis reactor in which the biomass particles are subjected to a pressure against a heated plate, causing biomass thermal erosion at the hot contact layer, as depicted in Fig. 8a. This type of reactor is capable of processing the large particle size of biomass, and its efficiency depends on the applied pressure and the plate surface temperature. Ablative pyrolysis is influenced by the heated plate surface area, thus scaling up could be challenging.⁷² Rotary kiln reactors involve a continuous slow pyrolysis process, in which biomass move by blades installed in the

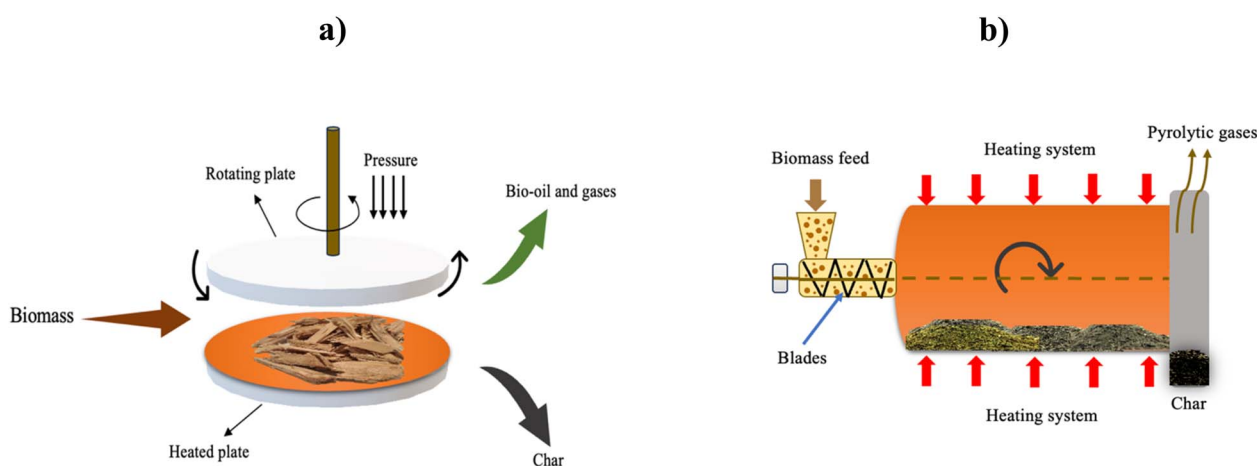


Fig. 8 Schematic of (a) ablative pyrolysis reactor and (b) rotary kiln reactor.

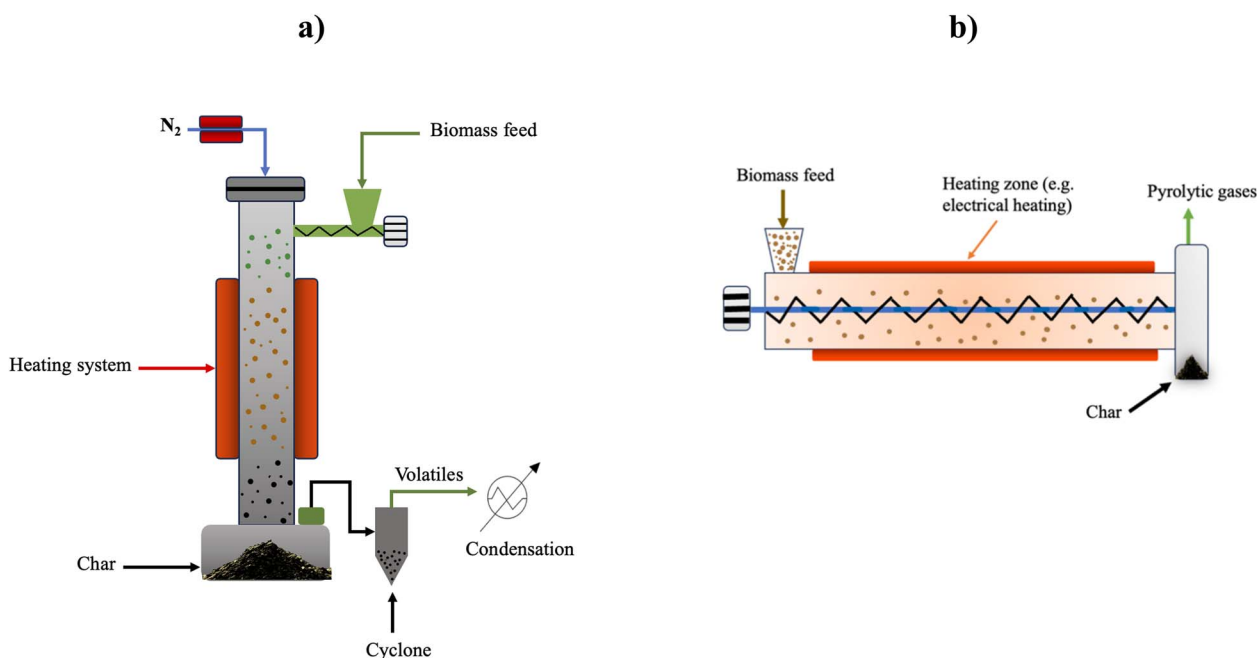


Fig. 9 Schematic of (a) entrained flow reactor (EFR) and (b) Auger reactor.



inner rotary tube, as shown in Fig. 8b. The biomass is heated by the flue gas produced from syngas combustion. This technology has high efficiency and stable product formation, and it is the most utilized reactor for municipal solid waste pyrolysis. Rotary kiln pyrolysis technology is applied in China for heating purposes in rural areas.⁷³ Other examples of typical pyrolysis reactors include rotating cone and vertical kiln.^{39,73}

Over the past, significant efforts have been devoted to commercializing the pyrolysis process. However, although the

reaction mechanisms have been extensively studied, other aspects, such as reactor control systems, still require further research. Biomass pyrolysis faces challenges in sustaining continuous operation and producing high-quality bio-oil. Although catalysts and hydrotreatment have been used to improve the quality, rapid catalyst deactivation and high costs have hindered its commercialization. In this case, several companies are pursuing commercialization, and a number of moderate-scale demonstration and commercial plants has

Table 3 Commercial biomass pyrolysis units located worldwide^{76,77,a}

Country	Reactor	Biomass	Capacity	Status
Brazil	CFBR	Forest residues	83 ML year ⁻¹	Under development (in 2023)
Canada	CFBR	Wood residues	38 ML/year	Active since 2018
Canada	CFBR	Mill and forest residues	11 ML year ⁻¹	Active since 2006
Canada	Auger reactor	Wood residues	6 ML year ⁻¹	Under development (in 2023)
Finland	Rotating cone	Sawdust and wood residue	20 ML year ⁻¹	Active since 2020
France	—	Cellulosic biomass	0.8 ML year ⁻¹	Under development (in 2023)
The Netherlands	Rotating cone	Wood biomass	20 ML year ⁻¹	Active since 2015
Sweden	Rotating cone	Sawdust	21 ML year ⁻¹	Active since 2021

^a ML: million liters.

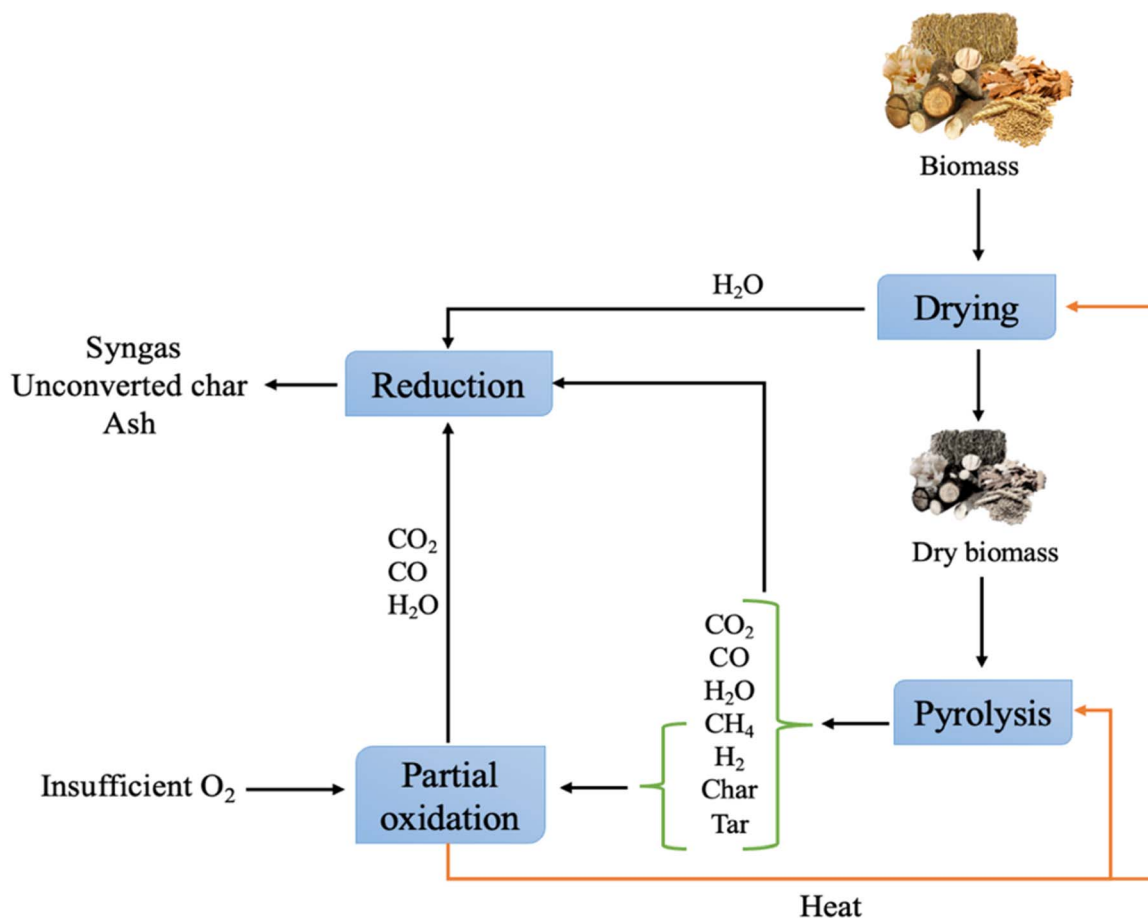


Fig. 10 Main reactions in the gasification of biomass.



already been established.^{74,75} Table 3 lists some of the commercial pyrolysis plants.

4.2. Gasification

The gasification process involves converting solid and liquid biomass into gaseous products, usually syngas, along with unconverted char and ash, by applying high temperatures.^{8,78,79} This is a crucial process for green hydrogen production, which can be applied in fuel cell vehicles, power generation, and industrial processes, helping to reduce emissions.⁸⁰ The gasification process occurs in the presence of gasifying agents, which can be air, oxygen, steam, and their combination, where each agent yields different compositions and heating values for the obtained syngas. Gasifying agents react with carbon and heavy hydrocarbon, producing lower molecular weight gases.⁸¹ Heat is provided either through partial combustion of the products

(auto-thermal) or from an external source (allo-thermal). As depicted in Fig. 10, the gasifying process involves four main reactions, including drying (below 150 °C), pyrolysis (150–700 °C), oxidation (700–1500 °C), and reduction (800–1100 °C).⁸² In the pyrolysis reaction, as discussed earlier, biomass decomposes, releasing gaseous products, tar, and char. The pyrolysis products undergo partial oxidation, producing CO, CO₂, and water, while also releasing the thermal energy needed for other endothermic reactions (drying and pyrolysis). Reduction reactions incorporate all the pyrolysis products to yield the final syngas.^{79,83} The properties of the products depend on the biomass feed type, gasifying agent, catalyst, and temperature.⁸³ Gasifier reactors are classified according to the gasifying agents, heat source, and gasifier pressure and design, as shown in Fig. 11. Among them, fixed bed gasifiers are the simplest in design, which consist of a bed of solid fuel particles in which the gasifying agent moves through. They are classified into

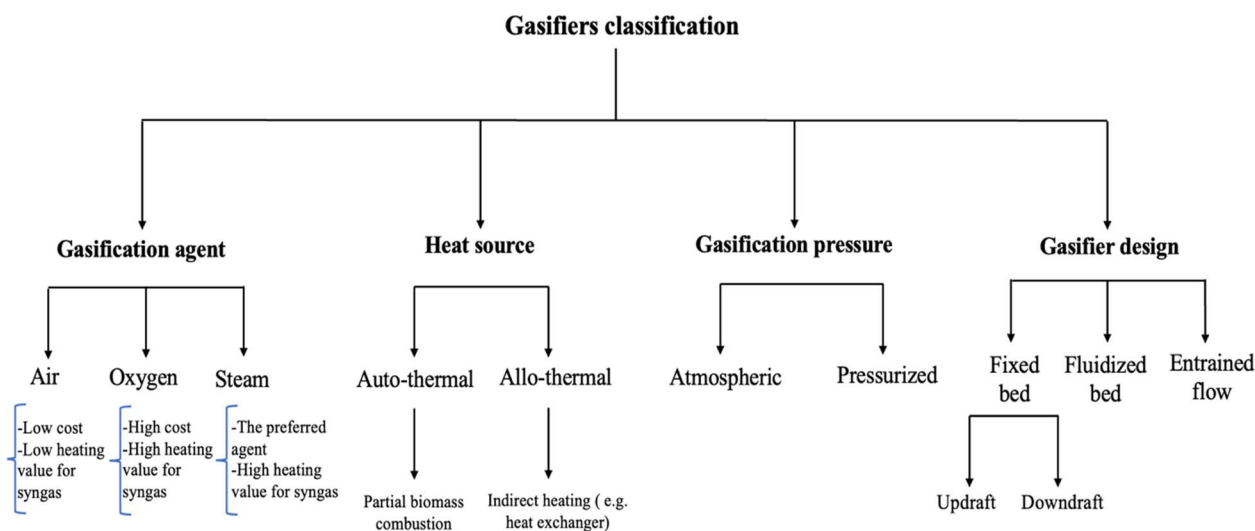


Fig. 11 Classification of gasifier reactors.

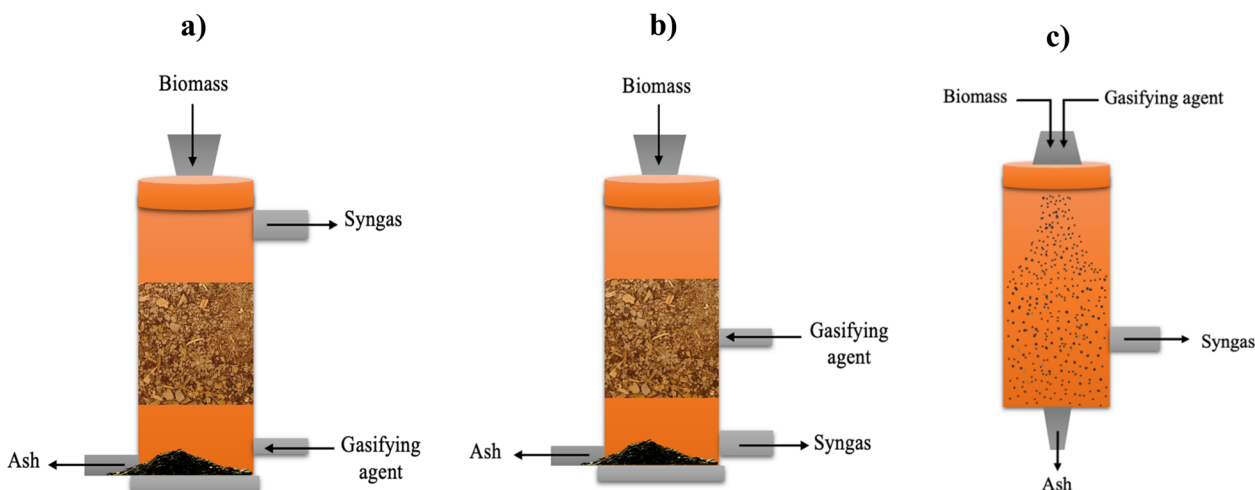


Fig. 12 Schematic of (a) updraft gasifier, (b) downdraft gasifier, and (c) entrained flow gasifier.



Table 4 Studies related to biomass gasification

Biomass	Gasifier type	Study purpose	Main findings	References
Oil palm wastes (oil palm fronds, empty fruit bunches, oil palm trunks, and palm kernel shells) (agricultural waste)	Aspen plus simulation	To explore hydrogen production from four oil palm wastes <i>via</i> biomass gasification, in addition to techno-economic, and environmental analysis	-The highest hydrogen yield was obtained from oil palm trunks -Hydrogen production from oil palm waste gasification has a longer payback period but lower environmental impact than conventional steam methane reforming	80
Food waste	Batch reactor	To explore the potential of supercritical water gasification technology for energy generation and the feasibility of hydrogen production in Bangladesh	Electricity generation from food waste in Bangladesh could increase from roughly 489 MW in 2023 to about 2042 MW by 2042	94
Coconut waste (food processing waste)	Gasification reactor	To explore how NaCl concentration, reaction time, and temperature affect hydrogen production from coconut oil meal gasification	Higher gas yields and H ₂ selectivity were achieved at 550 °C, 75 min reaction time, and with 10% NaCl addition	95
Oak and corn stalk (agricultural waste)	Fixed-bed reactor	To analyze the syngas, tar, and biochar generated from oak and corn stalks under varying temperatures using electric gasification and microwave gasification	-Microwave gasification produced 3–7% more syngas than electric gasification -Microwave gasification yielded 3–6% more biochar than electric gasification, while electric gasification generated more tar in the 600–800 °C range	96
Wood	Solar furnace	To explore the potential of syngas generation from wood utilizing prototype solar reactor	The prototype solar reactor was reliable for the gasification of both biomass and waste	97
Rice husk pellet (agricultural waste)	Bubbling fluidized bed	To explore the advantages of combining torrefaction and gasification processes	Torrefaction process contributed in increasing the heating value of rice husk pellet. Conversely, the electric energy demand for the process reduced the process efficiency	98
Pine sawdust (forest waste)	Fluidized bed gasifier	To explore the feasibility of syngas generation from catalytic gasification of biomass	High H ₂ /CO syngas was obtained which can be utilized in methanol production	99
Cellulose as a model compound	Fluidized bed gasifier	To investigate cellulose gasification utilizing Rh/CeO ₂ /SiO ₂ catalyst in a fluidized-bed reactor at low temperature	Utilizing Rh/CeO ₂ /SiO ₂ as a catalyst introduced a novel approach for hydrogen and syngas generation at low temperature	100
Municipal sludge	Downdraft fixed bed gasifier	To explore the municipal sludge gasification based on the sludge characteristics, and to study the produced solid residues properties	-The high volatile organics in the sludge indicated that the sludge can be valorized <i>via</i> gasification -Ash content was higher than the common biomass -The organic functional groups determined by the FTIR analysis in the char were quite similar with those in sludge	101
Manure (animal waste), sewage sludge and date pits (food processing waste)	Fixed bed gasifier	To study the effect of pressure, temperature, and ratio of oxygen on the composition and the heating value for the syngas	-The properties of the obtained syngas can be controlled by optimizing the biomass feedstock mixing -Changing the operating conditions affected the syngas composition and LHV	102
Pine sawdust agricultural waste	Pyrolysis-gasification coupled reactor	To investigate the production of hydrogen-rich syngas utilizing a pyrolysis-gasification coupled reactor	-CO ₂ was the highest in the pyrolysis part, whereas H ₂ was the highest in gasification part -The main carbon conversion occurred in the pyrolysis part -The coupled reactor produced less tar	103



Table 4 (Contd.)

Biomass	Gasifier type	Study purpose	Main findings	References
Wood, paper, municipal solid waste, and sawdust (forest waste and MSW)	Downdraft gasifier	Using different gasification agents (air, oxygen, oxygen-enriched air, and steam) and comparing the obtained products	-The highest hydrogen production was associated with steam. Conversely, the lowest was associated with air -Increasing the gasification temperature decreased hydrogen production and reduced the syngas calorific value for all the four agents -Increasing the biomass feeding rate adversely affected the hydrogen production and energy and exergy efficiencies	104
Pine sawdust and HDPE blend. Agricultural waste and plastic	Fixed bed reactor	To explore the efficiency of Ni-Fe@nanofibers/porous carbon catalyst for syngas generation through pyrolysis-gasification process for the blend	The optimum biomass-plastic ratio was 1/2, and the best syngas quality was obtained at a gasification temperature of 700 °C	105

updraft and downdraft reactors. In updraft gasifiers, the gasifying agent and syngas move up (Fig. 12a), whereas in downdraft gasifiers, the syngas moves down (Fig. 12b). Fixed bed gasifiers can handle biomass with high humidity and different sizes and have a high solid residence time, high thermal efficiency, and high carbon conversion. However, fixed bed gasifiers require the treated feed to be homogenous and have the same characteristics.^{79,84,85} Entrained flow gasifiers are another type of reactor, in which the gasifying agent and biomass are fed in co-current, as shown in Fig. 12c. This type of gasifier operates at high temperature (1200–1500 °C) and requires fine feedstock particles for more efficient heat transfer.^{79,81,86} Usually, torrefaction pre-treatment of the feedstock is required to reduce the moisture content and minimize the bulk density.^{87,88} Torrefaction is a thermochemical pretreatment used to upgrade raw solid biomass for gasification. Torrefaction involves three main reactions including depolymerization, devolatilization, and decomposition.⁸⁹ This process, which improves fuel quality by removing moisture and breaking down rigid fibrous structures, depends on the reaction temperature and type of reaction medium. It is classified into dry (200–300 °C) and wet (180–260 °C). Wet torrefaction is suitable for wet biomass, while dry torrefaction is applied to solid biomass under either oxidative or non-oxidative conditions. Dry torrefaction is commonly used to improve biomass by increasing its

energy density and reducing its moisture, oxygen, and volatile content.^{90,91} In many cases, torrefaction is combined with pelletization to increase the bulk density of the material.⁷⁹ Abdulyekeen *et al.*⁹² evaluated torrefied wood and garden waste in a helical screw fluidized bed reactor at 250–300 °C by analyzing their grindability, thermal, and structural properties. The results showed that temperature had the greatest impact, with higher temperatures reducing the volatile matter, oxygen, and hydrogen, while increasing the fixed carbon, calorific value, and carbon content. Another recent study by Silveira *et al.*⁹³ explored torrefaction (225–275 °C, 60 min) to increase the energy density of a six-species waste wood blend. TGA was used to examine the combustion behavior, and the emissions were numerically assessed. Torrefaction reduced the H/C ratio from 1.87 to 1.05 and the O/C ratio from 0.70 to 0.47, improving the thermal stability and altering the ignition dynamics, thereby enhancing the overall efficiency of the biofuel. Table 4 lists the studies pertaining to the gasification of various biomass materials, and Table 5 presents some of the industrial applications of biomass gasification.

4.3. Liquefaction

Liquefaction is another thermochemical process that aims to produce bio-oil, in addition to fractions of gaseous product and

Table 5 Industrial application of biomass gasification^{78,106}

Country	Reactor type	Biomass type	Product
Austria	—	Wood chips	2 MW electrical power and 4 MW heat
Denmark	Circulating fluidized bed (CFB)	—	6 MW electrical power and 12 MW heat
Finland	Entrained flow gasifier (EF)	Biomass and sludges, RDF	10–200 MW heat
Canada (Toronto MSW plant)	—	Municipal solid waste	Electricity
Netherlands (Americentrale fuel gas plant)	—	Demolition wood	Fuel gas
Germany (Fendoteoc gasification plant)	—	Municipal solid waste	Electricity



solid residues by applying a relatively low temperature (250–400 °C) and high pressure (5–20 MPa).^{107,108} The major difference between liquefaction and other thermochemical techniques (pyrolysis and gasification) is the utilization of solvents such as methanol, ethanol, and water as the reaction medium during the liquefaction process.¹⁰⁸ Organic solvents act as hydrogen donors, which improve the bio-oil yield with a low oxygen content. Hydrothermal liquefaction (HTL) takes place under hot pressurized water conditions. The HTL process is comprised of three main steps; firstly, depolymerization of the macromolecules into shorter chains. Subsequently, dehydration and decarboxylation reactions convert the oxygen into water and CO₂. The last step involves repolymerization of the small monomers to form coke, which occurs in the case of hydrogen deficiency.^{5,109,110} The formed aqueous phase can be recycled to the liquefaction reactor, which will reduce the water demand, as shown in Fig. 13, whereas bio-crude oil will require upgrading for further uses.^{5,109} The high solvent cost and the environmental concerns related to solvent recycling are the main disadvantages of utilizing organic solvents.^{108,111} The liquefaction process can handle wet feedstock, which eliminates the requirement of the feed drying process in the case of using water as the solvent.^{108,112} The liquefaction process is affected by chemical factors including biomass type and size, catalyst, solvent, and physical factors such as pressure, temperature, heating rate, and residence time.¹⁰⁷ Homogenous catalysts (*e.g.* organic and inorganic acids) are typically used to reduce char formation.¹⁰⁷ Moreira-Mendoza *et al.*¹¹³ studied HTL of agro-waste, microalgae, and defatted seeds, finding that lipid-rich feedstocks gave higher biocrude yields (~65%) and energy content, while lignocellulosic biomass produced only 10–20%.

Using Ni-Pt/Al₂O₃ or Pd-C/Al₂O₃ with glycerol enhanced deoxygenation and improved the biocrude quality. Another recent study by Awadakkam *et al.*¹¹⁴ investigated HTL of Canadian spruce and poplar, identifying them as promising feedstocks. Using an ethanol–water co-solvent with K₂CO₃ improved the biocrude yield, reduced the oxygen content, and increased the energy density. The co-solvent also acted as an *in situ* hydrogen donor, minimizing the external hydrogen demand and enhancing the process efficiency. A similar study by Ocampo *et al.*¹¹⁵ investigated HTL of microalgal biomass using a water–acetone mixture, achieving ~60 wt% biocrude yield at 5 wt% acetone. This process is economically favorable but produces biocrude with high nitrogen (23.68%) and oxygen (10.68%) contents, requiring further refining.

Most HTL research has been carried out in batch reactors, which are simple, robust, and capable of operating under a range of reaction conditions. However, although they are versatile for experimentation, batch reactors are unsuitable for industrial-scale biofuel production. Batch HTL operates intermittently, limiting the efficiency and scalability, whereas continuous HTL offers a more efficient and controllable pathway for bio-oil production.¹¹⁶ A continuous stirred tank reactor (CSTR) uses an impeller and electric heater to ensure thorough mixing and maintain the desired reaction temperature, respectively, enhancing the heat transfer compared to a plug flow reactor (PFR). Although a CSTR alone provides a lower biomass to bio-oil conversion due to its shorter residence times, combining it in series with a PFR extends the residence time, increases the bio-oil yield, and minimizes plugging issues with lignocellulosic feedstocks.^{116–118} This CSTR–PFR configuration, as depicted in Fig. 14, demonstrates strong

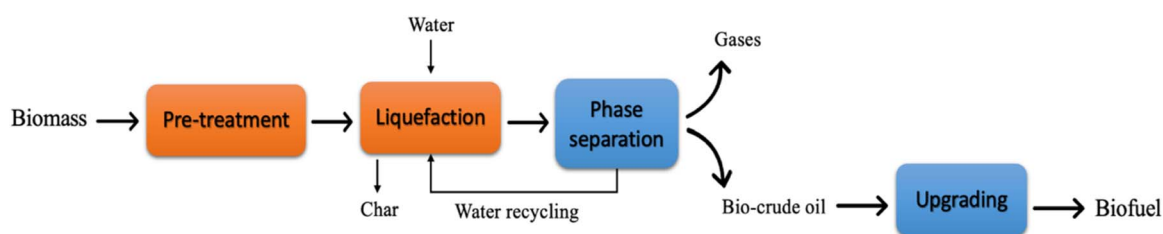


Fig. 13 Typical biomass hydrothermal liquefaction process.

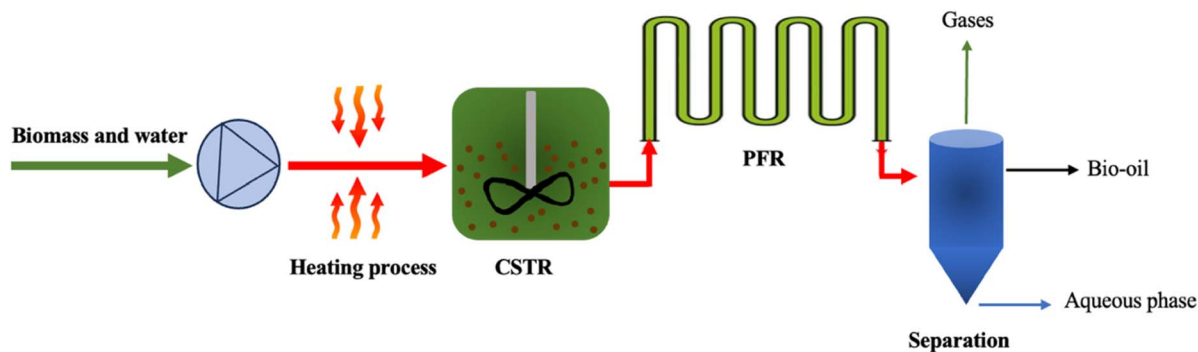


Fig. 14 CSTR–PFR configuration in HTL, adapted from ref. 116 with permission from Elsevier, *Energy Convers. Manag.*, vol. 302, p. 118093, Copyright 2024.



Table 6 Studies related to biomass liquefaction

Biomass	Solvent	Study purpose	Main findings	References
Softwood trees residues (forest waste)	Water	To investigate a novel method for biofuel production by combining HTL with pipeline hydro-transport of biomass	-The biocrude has a low oxygen and water content and high heating value, but high acidity and carbon residue indicate the need for catalytic upgrading -Integrating pipeline hydro-transport with HTL is technically feasible for biofuel production, supporting its future commercial implementation	119
Oil processing residues, agricultural residues, forest residues, and food waste	Water	To examine biocrude production from different feedstocks <i>via</i> HTL, highlighting how biomass composition influences the HTL process	-Mustard meal produced the highest biocrude yield, followed by canola meal, under the optimized conditions of 320 °C, 30 min residence time, and a 5 : 1 water-to-biomass ratio (wt/wt) -The optimum 1 : 3 canola to mustard meal ratio yielded 41.9 wt% biocrude with a low oxygen content	120
Wood bark (forest waste)	Water	To compare the liquid composition produced <i>via</i> slow pyrolysis and HTL processes for different wood types	-HTL liquids contained mainly water, acetic acid and catechol -Slow pyrolysis liquids composed of a variety of phenolic compounds and furfurals -Similar concentrations of aromatics and phenols were found for HTL and slow pyrolysis	121
Bamboo (agricultural waste)	Phenol, ethylene glycol (EG), and ethylene carbonate (EC)	To explore the effect of different organic solvents, liquid ratio, and reaction time on liquefaction yield and products	-Phenol is the best solvent for bamboo liquefaction -Similar low boiling point products were identified by GC-MS, irrespective of the solvent type	122
Green waste mixture of straw, wood, and grass (agricultural waste)	Tetralin	To investigate the products of green waste liquefaction using Raney Ni catalyst and tetralin as the solvent	-The catalyst enhanced methane formation -The catalyst lowered the oxygen content and increased the yield of <i>n</i> -hexane	111
Pinewood (forest waste)	Water, ethanol and acetone	To investigate the effect of different solvents on the biomass liquefaction process	-Acetone as the solvent resulted in the highest conversion rate -The product distribution was strongly affected by the solvent type	123
Silver birch (forest waste)	Water	To study the liquefaction of silver birch wood in liquid water using sodium carbonate as the catalyst and to analyze the products <i>via</i> FTIR and GC-MS	-53.3% heavy oil yield was obtained at a reaction temperature of 380 °C -FTIR and GC/MS analysis revealed the formation of aldehyde, ketone, hydroxybenzene and ester	124
<i>Onopordum heteracanthum</i> stalks (agricultural waste)	Methanol, ethanol and acetone	To explore the liquefaction of <i>Onopordum heteracanthum</i> stalks with catalysts (KOH and ZnCl ₂) and without catalyst at three temperatures and to explore the potential of bio-oil production	-In non-catalytic liquefaction, the best operating conditions were with acetone at 563 K -ZnCl ₂ catalyst was found to be more effective than KOH	125
<i>Cunninghamia lanceolata</i> (forest waste)	Water	To study the direct liquefaction of <i>Cunninghamia lanceolata</i>	The highest heavy oil yield occurred at 280–360 °C	126
<i>Pinus banksiana</i> (forest waste)	Ethanol	To investigate the liquefaction of Jack pine wood powder in H ₂ environment using sub/super-critical solution of ethanol and iron-based catalysts (FeS or FeSO ₄)	-Increasing the residence time, H ₂ pressure, and reaction temperature enhanced the oil yield -(FeS and FeSO ₄) catalysts improved the oil production -GC-MS revealed that phenols were the dominant in the bio-oil	127



Table 7 Biomass HTL plants^{76,77 a}

Country	Plant scale	Biomass	Capacity	Status
Canada	Commercial	Forestry waste	8 ML per year (bio-oil)	Under development (in 2023)
Australia	Demonstration	Post-consumer waste	1.6 ML per year (bio-oil)	Active since 2012
Canada	Demonstration	Sewage sludge	2 dry tonnes per day	Under development (in 2023)
Denmark	Demonstration	Wastewater sludge	5 ML per year (bio-oil)	Under development (in 2023)
India	Demonstration	Food waste, sludge, and algae	80 L per day (bio-oil)	Active since 2016
Norway	Demonstration	Forest waste	1.5 ML per year (bio-oil)	Active since 2021
Turkey	Demonstration	Different wastes	8.7 ML per year (bio-oil)	Active since 2011

^a ML: million liters.

potential for HTL processes.¹¹⁷ Table 6 lists the studies related to biomass liquefaction.

The demonstration and commercial plants for HTL are listed in Table 7.^{76,77}

4.4. Combustion

The combustion process is comprised of three primary stages, *i.e.*, drying, evolution of volatiles, and char oxidation. The combustion of the released volatiles is the primary source of the generated heat, which is utilized to produce steam for electricity generation. Char is further oxidized by O₂, CO₂ and H₂O and only ash remains.^{37,128} Biomass combustion is the most common thermochemical process due to its low cost and processing speed. However, the complexity of biomass and the differences in its chemical structure pose challenges in burner design and control of the operating conditions.¹²⁹ Moreover, the high content of moisture and volatiles in biomass in comparison to coal complicates the combustion performance.¹³⁰ Table 8 summarizes the studies on biomass combustion and co-combustion with coal.

In the past, biomass combustion was not considered an energy source for power plants owing to its low heating value compared to fossil fuels and its inconsistent composition.^{140,141} However, fossil fuel depletion and escalating costs, in addition to the emerging environmental concerns have led to an interest in utilizing biomass for energy generation *via* co-combustion with coal.¹⁴¹ Many existing large-scale power plants utilize biomass as a feedstock, as enlisted in Table 9. Fluidized bed combustors (FBC) are optimal technology for large-scale power generation plants, given that they have the ability to handle different feed sizes, moisture contents, shapes, feedstock pulverization is not required, also it have a uniform temperature distribution and high heat transfer coefficient between the bed and heat exchanger.^{141–143} However, there are some disadvantages such as the requirement of an efficient solid–gas separation system, boiler erosion, and agglomeration of the bed for some types of herbaceous biomass.¹⁴² A typical circulating fluidized bed combustion system (CFBC) is shown in Fig. 15.^{142,144}

5. Comparison between thermochemical processes

All the previously discussed thermochemical conversion technologies have inherent limitations. They often produce lower-

quality biofuels, involve high production and energy costs, and require extensive gas purification.¹⁴⁷ Accordingly, understanding the advantages and limitations of each technology is essential for evaluating their performance, commercialization potential, and techno-economic feasibility.⁵ Unlike combustion, which mainly produces heat and electricity, pyrolysis offers a flexible route for liquid bio-oils and chemicals, where handling diverse feedstocks and moderate scales makes pyrolysis especially suitable for rural applications, providing opportunities for local biofuel generation and flexible energy solutions. However, it faces challenges such as poor bio-oil quality, limited catalyst life, scale-up issues, and the need for extensive upgrading.¹⁴⁸ Conversely, gasification produces syngas that can be directly used as fuel or converted into valuable products, making it a versatile thermochemical conversion method. It also offers opportunities for large-scale operations and significant growth potential. However, gasification faces challenges, including high operating and maintenance costs, difficulties in recycling homogeneous and carbon-based catalysts, and high overall costs. HTL is a high energy efficiency method for converting wet biomass into bio-oil, making it particularly well suited for biofuel production. It eliminates the need for drying, and operates under relatively mild conditions, producing bio-oil with lower oxygen and moisture contents than pyrolysis oil. However, HTL faces challenges such as potential reactor corrosion, salt deposition, difficulties in recycling homogeneous or carbon-based catalysts, and variability in bio-oil properties depending on the feedstock and production conditions.⁵ Table 10 summarizes the major advantages and disadvantages of thermochemical biomass conversion methods.^{5,149}

6. Artificial intelligence (AI) in biomass conversion

Artificial intelligence (AI) is a sophisticated approach applied widely in various disciplines. It has the advantages of avoiding the lengthy experimentation, rigorous calculations, and high cost. The basic concept of AI is to analyze data, pattern derivation, and accordingly generate predictions.¹⁵⁰ AI models for biomass thermochemical processes are important tools for research and industry, as they can establish a connection among biomass composition, operating conditions, and biomass utilization.¹⁵¹ AI algorithms depend on large datasets for model development, which achieves accurate results and



Table 8 Studies related to biomass combustion and co-combustion

Biomass type	Burner/reactor type	Study purpose	Main findings	References
Rice straw and wheat straw	Fixed bed combustor	To study the combustion behavior of rice straw and wheat straw biomass under different operating conditions	It was found that a high air temperature reduced the time required for the volatiles and char to burn	131
Olive residue, pine sawdust and sugarcane bagasse	Drop tube furnace	To study biomass combustion under both oxy-fuel and air conditions and to compare with coal combustion characteristics	-Biomass flame was less sooty than that of coal -Changing from air to oxy-fuel hindered the combustion intensity	132
Spruce bark, short rotation coppice (SRC) poplar, Danish straw, and torrefied wood	Single particle reactor (SPR)	To investigate the NO release during char combustion	NO reduced inside the char particles got released as the conversion progressed	133
Lignite, vine pruning, olive tree pruning, corn stalk, and poultry litters	TGA	To investigate the potential of agricultural and animal residues as fuels for co-combustion with lignite	-Torrefaction process enhanced the char reactivity -Mixing torrefied biomass with lignite decreased the ignition temperature compared to individual lignite	134
Corn cob, hardwood, and bituminous coal	TGA	To study the effect of heating rates, mixing ratios, and biomass type on combustion characteristics	-Biomass showed better combustion behavior than coal -Increasing the heating rates improved combustion performance	135
Pine, eucalyptus, and willow	Natural gas burner	To find correlations between particle mass and the combustion behavior	Derivation of empirical formulas for the duration of each combustion stage	136
Palm kernel shell	Plug flow reactor	To investigate biomass combustion properties at elevated temperature and high heating rate that reflect the real furnace environment	-Char combustion required a higher residence time in comparison to drying and devolatilization stages -Particle size showed the major effect on char oxidation, while it was less impactful at drying stage	130
Beech wood	Entrained-flow reactor	To formulate a model representing the combustion of woody biomass, and to assess its accuracy	The developed model can predict various parameters during biomass combustion	137
Naomahu coal and pine sawdust	TGA	To investigate the mass decay behavior and the volatile products of biomass and coal and their blend combustion under inert and air conditions	-Blending pine dust with coal decreased the ignition time and NO emissions -Oxygen level in pine dust contributed to C=O functional group formation -The co-combustion exhibited a synergistic behavior under air atmosphere	138
Peanut shells and coal gangue	TGA	-To predict the co-combustion characteristics of coal gangue and peanut shell using ANN model and compare it with experimental results -To investigate the thermodynamic, kinetic properties, and evolved gases <i>via</i> FTIR	-The activation energies of coal and peanut shell co-combustion were less than those for individual components -Combustion products identified by FTIR were H ₂ O, CO ₂ , CO, CH ₄ , C=O, phenols, C-O and NH ₃ -ANN20 was the most accurate model to predict CG and PS co-combustion	139

ensures the formation of products with the desired properties by optimizing the operating conditions.¹⁵² AI models have been effectively utilized to predict the outputs of biomass thermochemical conversion, as listed in Table 12.

The application of AI in the biomass feedstock stage is valuable for predicting the yields from climate and cultivation

variables, detecting anomalies, and integrating with control systems to improve the quality and efficiency. In the bioenergy production stage, processes such as pyrolysis and hydrothermal liquefaction are energy intensive, but their dependence on controllable reaction parameters makes them suitable for AI-based optimization to enhance the bioenergy yield and overall



Table 9 Large-scale power plants utilizing biomass^{141,145,146}

Power plant location	Biomass	Combustion system	Capacity (MW)
Power plant at Port Talbot in Wales/UK	Wood	CFB	350
Alholmens Kraft power plant/Finland	Pulp, paper and timber residues	CFB	265
Polaniec biomass power plant/Poland	Tree-farming and agricultural by-products	CFB	205
Power plant in Florida/USA	Sugar cane fibre (bagasse) and recycled urban wood	—	140

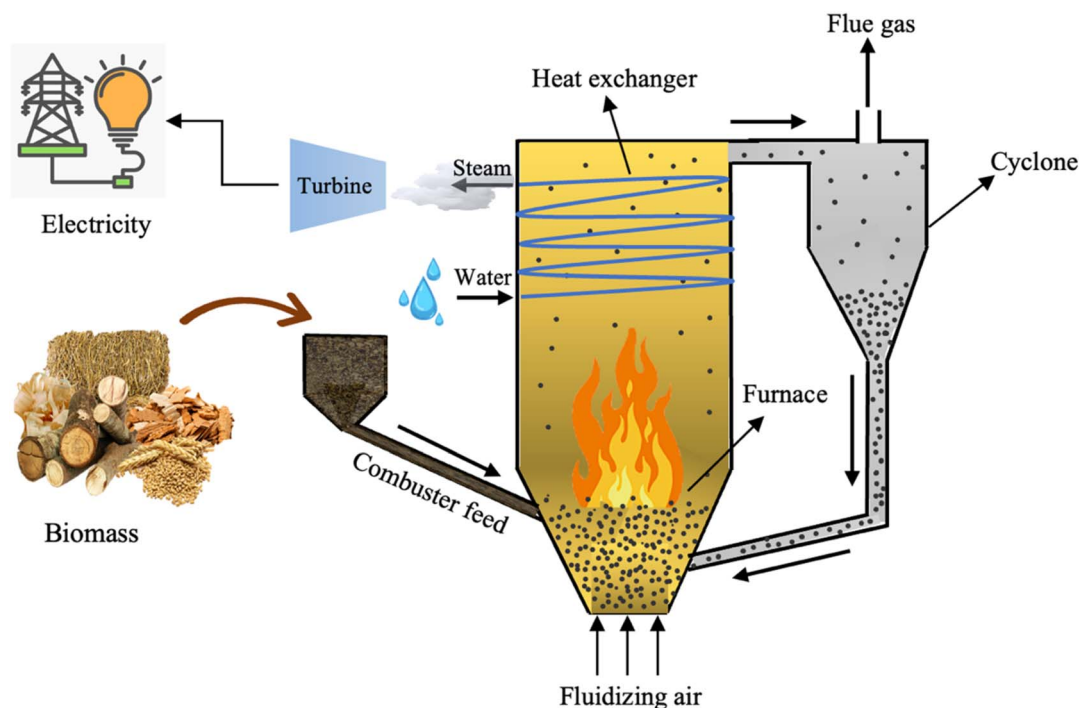


Fig. 15 Schematic of a typical CFBC system.

process efficiency.¹⁵³ Schmidt *et al.*¹⁵⁴ applied Bayesian optimization to tune the hyperparameters of various AI models for predicting biomass gasification gases. The results showed that XGBoost delivered the highest accuracy and robustness. In the biofuel application stage, AI research has focused on linking biofuel properties such as cetane number, density, viscosity, and calorific value to engine performance, aiming to enhance the combustion efficiency and lower emissions.¹⁵³ For instance, Yatim *et al.*¹⁵⁵ proved that the ANN model is suitable for predicting the biodiesel density, offering guidance for engine developers on operating conditions and biodiesel selection. In addition to the contribution of AI to improving the biomass yields, it also reduces waste by predicting by-product volumes and compositions, enabling their reuse as feedstock in other processes. This supports circular economy practices by converting waste into valuable resources.¹⁵⁶ Moreover, AI-driven demand forecasting is transforming green energy management in manufacturing by accurately predicting energy needs and aligning them with production schedules. This approach minimizes waste, reduces emissions, and strengthens the sustainability.¹⁵⁷

The most frequently used machine learning (ML) models for thermochemical biomass conversion include artificial neural networks (ANNs), support vector machines (SVMs), decision trees (DTs), and random forests (RFs). ANNs have been the most prominent method for pyrolysis process modeling due to their ability to learn highly nonlinear relationships between inputs and outputs, making them well suited for capturing the complexity of the pyrolysis process. Likewise, in gasification, ANNs have also been the most widely used ML method.^{158,159} SVMs can handle classification and regression with low generalization error and minimal computing cost, using kernel functions for complex, nonlinear relationships. DTs recursively split data into a tree structure of root, decision, and leaf nodes, offering easy interpretation and handling of missing data but are prone to overfitting and poor generalization. RFs are ensembles of decision trees that improve accuracy and reduce overfitting by training multiple trees on bootstrapped datasets and random feature subsets, though they can be slow for real-time predictions with large numbers of trees. Other ML methods, such as extreme gradient boosting (XGBoost) regression and adaptive network-based fuzzy inference system (ANFIS), are also employed in biomass conversion.^{159,160}



Table 10 Advantages and disadvantages of thermochemical processes

Thermochemical method	Advantages	Disadvantages
Pyrolysis	<ul style="list-style-type: none"> -Flexible and scalable process suitable for diverse biomass feedstocks -Operates at low pressure with minimal feedstock pre-treatment -Produces multiple valuable products: biochar, bio-oil, syngas, and hydrogen 	<ul style="list-style-type: none"> -High costs associated with pre-drying biomass with high moisture content -Char formation can cause abrasion and erosion of equipment -Syngas often requires extensive cleaning before use -Significant capital investment is needed -Catalyst deactivation due to char deposition -Feasibility is established only in large-scale plants
Gasification	<ul style="list-style-type: none"> -Achieves maximum biomass conversion -Produces syngas and biochar -Capable of high hydrogen yields -High efficiency even at small scales -Flexible and scalable in capacity -Can handle diverse biomass feedstocks efficiently to produce fuel gas 	<ul style="list-style-type: none"> -Suitable for biomass with low moisture content; high-moisture feedstocks require pre-drying -Technology is complex with high capital and operating costs -Syngas requires extensive cleaning to remove tar, char, and ash -Feedstocks like manure can release H₂S, necessitating additional gas cleaning
Hydrothermal liquefaction	<ul style="list-style-type: none"> -Suitable for high moisture content biomass, thus drying is not required -The product contains less oxygen and moisture than pyrolysis bio-oil 	<ul style="list-style-type: none"> -A high-pressure pump is needed to handle highly concentrated biomass feedstock and prevent reactor clogging -Poor design may cause pipeline or reactor failure under high temperature and pressure -Corrosion and salt deposition possibility
Combustion	<ul style="list-style-type: none"> -Technology is simple and widely available -Low operating costs -Minimal biomass pre-treatment required 	<ul style="list-style-type: none"> -Suitable for low-moisture biomass; high-moisture feedstocks require costly pre-drying, reducing efficiency -Generates by-products (soot, ash, NO_x, CO, CO₂) with potential environmental impacts -Flue gas cleaning is necessary

Ensemble methods such as gradient boosting regression (GBR) improve the prediction reliability by combining multiple models, each capturing different aspects of the data. Madadi *et al.*¹⁶¹ found that GBR was the most effective in optimizing the biphasic pretreatment conditions for lignocellulosic biomass fractionation. Another recent study by Qiao *et al.*¹⁶² showed that CatBoost Regressor outperformed the other seven evaluated models in optimizing the conversion of cellulose into 5-hydroxymethylfurfural. Table 11 lists the advantages and limitations of some ML models.

7. Bio-oil, biochar and pyrolysis gas characteristics

Bio-oil is a mixture of various molecular weight components produced from the thermal degradation of lignocellulosic materials. It features a dark-brown colored liquid and viscous texture consisting mainly of carbon, oxygen, and hydrogen. The major categories of bio-oil compounds encompass phenols, aromatics, aldehydes, ketones, esters, carboxylic acids, alkanes, and nitrogen-bearing compounds.¹⁷² Typically, bio-oil consists of water (20–30%), organics (20–30%), water-soluble pyrolytic lignin (28–36%), and water-insoluble pyrolytic lignin (15–

23%).^{173–175} In addition to its potential as a biofuel source, bio-oil can be utilized as a feedstock for manufacturing plastics, fertilizers, pesticides, pharmaceuticals, carbonaceous materials, *etc.*^{12–14} A recent study by Ucella-Filho *et al.*¹⁷⁶ investigated the antiviral potential of *Citrus sinensis* bio-oil produced at different heating rates. One sample exhibited anti-SARS-CoV-2 activity, and the findings offer valuable guidance for future research on developing bioactive products from bio-oil. Another study by Abd-Elnabi *et al.*¹⁷⁷ reported that olive cake bio-oil contains bioactive compounds with potential as biopesticides. An insect bioassay against aphids, conducted using the slide dip method, demonstrated significant mortality in these sucking pests. Bio-oil has the advantages of carbon neutrality and lower SO_x emissions. However, the direct application of bio-oil as a fuel substitute is hampered due to its high viscosity, high moisture content, low calorific value, elevated oxygen content (10–40%), and acidity (corrosiveness). Biochar is the solid material that remains after the thermochemical degradation of biomass in the absence or lack of oxygen (pyrolysis), which basically consists of carbon, in addition to hydrogen, oxygen, and ash. The composition of biochar varies depending on the biomass feedstock, pyrolysis temperature, and heating rate. Lignin-rich biomass yields a high fraction of biochar.^{178,179} As the pyrolysis temperature exceeds 400 °C, the surface area of



Table 11 Advantages and limitations of ML models used in thermochemical biomass conversion^{158,159}

Model	Advantages	Limitations
ANN	Ability to learn highly nonlinear relationships between inputs and outputs	-Low precision, preprocessing needs, and overfitting risk -Incapable of explaining their reasoning or providing a basis for their decisions
SVM	Resist overfitting, have low generalization error, and perform efficiently on small datasets	Highly sensitive to kernel choice and parameter tuning
DT	Easy to interpret and handle missing or duplicate data	Prone to overfitting and poor generalization
RF	Handle large datasets and reduces overfitting	Too many trees slow real-time predictions despite fast training
XGBoost	-Precise loss calculation using first and second order derivatives -Reduce overfitting through regularization	-Can overfit small datasets if not properly tuned -Computationally expensive, particularly on large datasets or with complex models

the biochar begins to increase up about 900 °C, which is attributed to the release of volatiles inducing pores formation.^{180,181} Biochar has several applications, for instance, heat generation, soil remediation, adsorbent for air and water pollutants owing to its porous structure, flue gas cleaning, and biodiesel production catalyst.^{178,179,182–184} Packialakshmi *et al.*¹⁸⁵ showed that coconut shell biochar can be used as an adsorbent for electroplating wastewater, effectively reducing the zinc and potassium concentrations. Moreover, biochar can function as an electrode material for energy production and energy storage devices due to its large surface area and conductivity.¹⁸⁶ For instance, Zhang *et al.*¹⁸⁷ used three biomass feedstocks (dairy manure, sewage sludge, and wood chips) to fabricate carbon electrodes. Their study showed that biochar can be converted into carbon electrodes, with their oxygen reduction reaction activity influenced by the feedstock type and pyrolysis temperature. Another recent study by Nambyaruveetil *et al.*¹⁸⁸ developed and optimized a novel Ni-zeolite-biochar hybrid catalyst for green hydrogenation using mordenite zeolite and date pit biochar, presenting an innovative and eco-friendly flexible catalytic support. To utilize biochar in a broad range of applications, its surface area and functional groups need to be upgraded by applying several techniques such as physical and chemical activation, gas activation, and steam activation.^{180,181,189,190}

The gas mixture produced during pyrolysis primarily consists of CO₂, CO, H₂, CH₄, C₂H₄, and C₂H₆, along with smaller amounts of NH₃, C₃H₈, sulfur oxides, nitrogen oxides, and low-carbon alcohols. Its typical energy content ranges from 10 to 20 MJ m⁻³. However, for practical applications, impurities such as aerosols, water vapor, NH₃, HCN, and H₂S must first be removed.¹⁹¹ The pyrolytic gas composition is influenced by factors such as temperature, residence time, and properties of the biomass feedstock used in the pyrolysis process.¹⁹² Light hydrocarbons, particularly CH₄, originate from the decomposition of weak methoxyl (–O–CH₃) and methylene (–CH₂–) groups and the secondary breakdown of oxygenated compounds, while H₂ is formed *via* secondary decomposition and reforming of aromatic C=C and C–H bonds at elevated

temperature.¹⁹³ However, the thermal degradation of the carbonyl and carboxyl groups in the three lignocellulosic components is thought to produce CO₂ and CO.¹⁹⁴ Pyrolytic gas can be utilized for heat and power generation in engines, as a self-feeding source in continuous pyrolysis reactors, or as a carrier gas in fluidized bed systems. However, its short combustion time, difficult storage, and thermal instability limit its efficient and long-term use.^{191,194} Yu *et al.*¹⁹⁵ highlighted that syngas purification and CO₂ capture can significantly enhance the efficiency and value of pyrolysis gas utilization, particularly if the captured CO₂ is further synthesized. Another study by Straka *et al.*¹⁹⁶ found that pyrolysis gas from apricot stones and walnut shells can be converted into H₂-rich gas using a Pd/C catalyst, whereas CH₄-rich gas can be produced using an Ru/Al₂O₃ catalyst in a sealed pressurized reactor, emphasizing that pressure-catalyzed biomass pyrolysis can efficiently produce energy-rich gas. A recent study by Brands *et al.*¹⁹⁷ explored an innovative approach to convert pyrolysis gas into biomethane through a water-gas shift reaction and microbial methanogenesis.

7.1. Bio-oil upgrading

Bio-oil upgrading is essential for its utilization as a fossil fuel alternative.^{13,198,199} The major bio-oil catalytic upgrading reaction pathways include dehydration, decarboxylation, and decarbonylation, as depicted in Fig. 16. Additionally, other reactions contribute to bio-oil upgrading such as aromatization, ketonization, cracking, and aldol condensation. Dehydration reaction takes place on the catalyst active sites, producing dehydrated products and water. Decarboxylation reaction expels oxygen from fatty acids in the form of CO₂, and decarbonylation removes the carbonyl group from ketones and aldehydes, producing CO. Ketonization involves the reaction of two carboxylic acids to produce ketone, CO₂, and water by coupling a C–C bond and removing one carboxyl group.^{200,201} The aromatization reaction for alkenes and low molecular weight oxygenated compounds such as furans produces aromatic hydrocarbon, CO₂, CO, and water. This process can be interpreted through the hydrocarbon pool mechanism.^{3,201}





Table 12 Studies on AI models applied in biomass thermochemical conversion

Process	Biomass	Input	Output	Algorithm	References
Co-pyrolysis	52 distinct lignocellulosic biomasses and 55 plastic types	Process and feedstock characteristics	Biochar and liquid yields	CatB and XGB	163
Microwave-assisted co-pyrolysis	A variety of biomass feedstocks such as lignin, rice straw, <i>Chlorella vulgaris</i> , and plastic feedstock (LDPE, PS, and PVC)	Proximate and ultimate analyses of biomass and plastic; heating rate, pyrolysis temperature, proportion of biomass and plastic in the mixture	Biochar, bio-oil, and biogas yields	XGBoost	164
Pyrolysis	15 types of lignocellulosic biomass, 12 types of plants, and 6 types of algae	-Ultimate and proximate analyses -Heating rate, particle size, highest treatment temperature, and N ₂ flow rate	Bio-oil yield	-Random Forest -Decision tree	165
Pyrolysis	Herbaceous plants, lignocellulosic biomass, sewage sludge, and animal waste	-Ultimate, proximate, and structural analyses of biomass	Biochar yield	-Support vector machine -Multi linear regression ANN and metaheuristic algorithms	166
Torrefaction	Agricultural residues, forestry residues, and energy crops	-Pyrolysis conditions -Ultimate and proximate analyses -Torrefaction conditions (temperature, residence time, (CO ₂ , CO, N ₂ fractions in the reacting gas)	The yield of solid products	Gradient tree boosting was the most accurate	167
Hydrothermal liquefaction	Pine	The carbon contents, reaction temperature, and biomass concentration	Biocrudes heating values	Support vector machine (SVM)	168
Acid-catalyzed liquefaction	Lignocellulosic biomass	Biomass composition, particle size, solvents, catalyst, and liquefaction conditions	Bio-polysols yield and heating value	GBR	169
Gasification	20 different biomass samples (agricultural and herbaceous waste)	Temperature, steam and fuel flow rates, and the content of H, O and C	Syngas exergy value	ANN and Aspen Plus® model	170
Gasification	Sugarcane bagasse	Biomass characteristics and gasification conditions	Syngas yield	XGBoost	171
Gasification	Lignocellulosic biomass	Laboratory and pilot plant experimental data	Gasification products	XGBoost	154

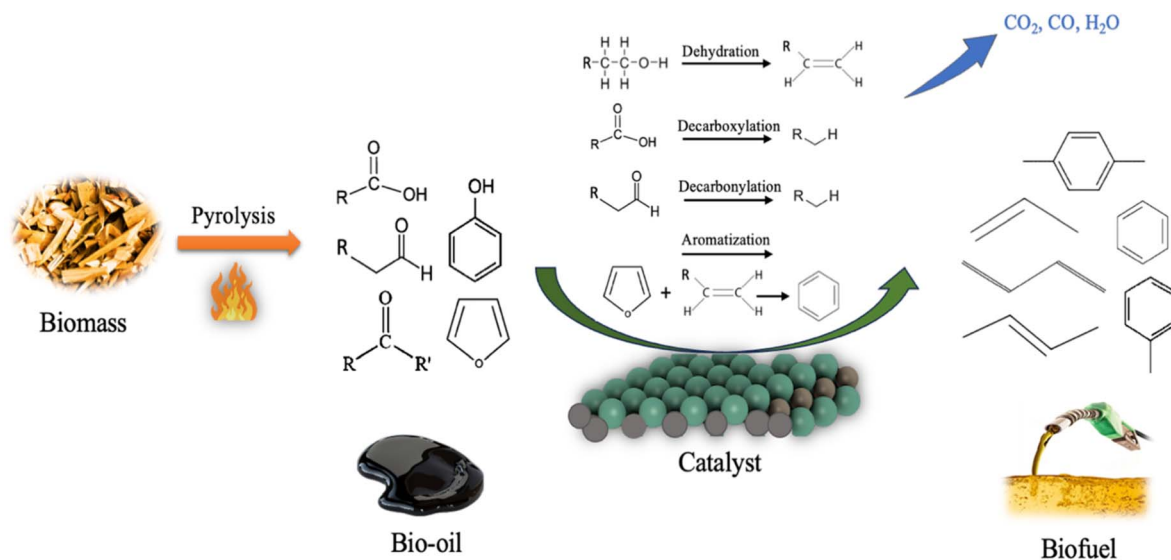


Fig. 16 Major reaction pathways for bio-oil catalytic upgrading.

Soldatos *et al.*²⁰² investigated the *in situ* catalytic upgrading of beechwood lignin pyrolysates. Various aluminosilicate catalysts with different Si/Al ratios were employed, among which ZSM-5 (40) demonstrated a superior performance in producing BTX aromatics, while suppressing further condensation into PAHs. Chaerusan *et al.*²⁰³ investigated the catalytic upgrading of bio-oil from torrefied giant *Miscanthus* over copper-magnesium (Cu-Mg) bimetal-doped zeolites. The results showed a high yield of aromatic hydrocarbons (63%), predominantly favoring BTX compounds. Investigating the variation in surface electronic and structural properties during a specific process is crucial for developing new catalytic systems. X-ray photoelectron spectroscopy (XPS) is an analytical technique used for the surface species and valence analysis of catalysts; it is based on the photoelectric effect, which occurs when a material is exposed to high-energy photons, causing electrons emission.²⁰⁴ Scanning electron microscopy (SEM) is another analysis employed to explore the morphological characteristics of catalysts. XPS and SEM analyses have been employed in several studies,²⁰⁵ for instance Ismail *et al.*²⁰⁶ utilized the XPS and SEM techniques to explore the chemical state and morphology of a Co-MoS₂ catalyst, as shown in Fig. 17. Similarly, Ali *et al.*²⁰⁷ investigated the characteristics of a 5%Ni-CeO₂ catalyst *via* the aforementioned analyses.

Hydrodeoxygenation (HDO) is a catalytic upgrading process conducted under high hydrogen pressure (70–90 bar) and temperature (<400 °C), which aims to lower the oxygen level in bio-oil by reacting its oxygenated functional groups with hydrogen, acting as a reducing agent. HDO is considered the most efficient bio-oil upgrading treatment.^{208,209} ZSM-5 zeolite and sulfided CoMo and NiMo catalysts are commonly employed in hydrotreating bio-oil, where CoMo and NiMo are resistant to the sulfur content in the biomass feedstock.²¹⁰ ZSM-5 and HZSM-5 zeolite catalysts show superior deoxygenation ability owing to their high acidity and accessible acid sites.²¹¹ Catalyst

deactivation due to coke formation is the primary challenge in HDO treatment.¹² Du *et al.*²¹² proposed a novel interfacial-enhanced HDO system for upgrading vanillin bio-oil. Hydrophobic silica was used as a solid emulsifier to construct a stable oil/water emulsion, enabling the interfacial HDO of vanillin with an Ni-based catalyst. This approach improved the conversion and increased the deoxygenated selectivity from 43% to 99% at 150 °C, demonstrating a superior performance compared to direct HDO. Xie *et al.*²¹³ synthesized a series of low-loading Ni/C catalysts (1–7%) for the HDO of lignin bio-oil and phenolic compounds. Using 5% Ni/C at 200 °C for 2 h, guaiacol was completely converted to cyclohexanol, which can serve both as a source for chemical products and as a fossil fuel additive. Several studies related to bio-oil upgrading by HDO are summarized in Table 13. Besides HDO, there are several advanced bio-oil upgrading processes, as follows:

- Solvent extraction by adding solvents such as methanol, ethanol, and acetone to reduce viscosity of bio-oil and enhance the heating values.²¹⁴ Machado *et al.*²¹⁵ assessed bio-oil deacidification *via* liquid–liquid extraction with aqueous methanol, showing that higher water and acid contents reduce the efficiency, while higher temperature enhances it. Another study by Zhao *et al.*²¹⁶ evaluated the impact of different extraction solvents (acetone, ethanol, dichloromethane and ethyl acetate) on the recovery of bio-oil from rubberwood sawdust liquefaction in water, ethanol or water–ethanol mixed solvent. Among them, acetone achieved the highest oil yield with the water–ethanol solvent, while ethanol was the least effective.

- Emulsification by blending bio-oil with refinery distillates, with the aid of surfactants, to enhance the ignition characteristics.^{217,218} Bhat *et al.*²¹⁹ emulsified bio-crude from the hydrothermal liquefaction of waste wheat flour and canola meal with light cycle oil (LCO) using octanol as an emulsifier. The resulting emulsion showed improved physicochemical properties, including acid number, density, viscosity, heating value, pour



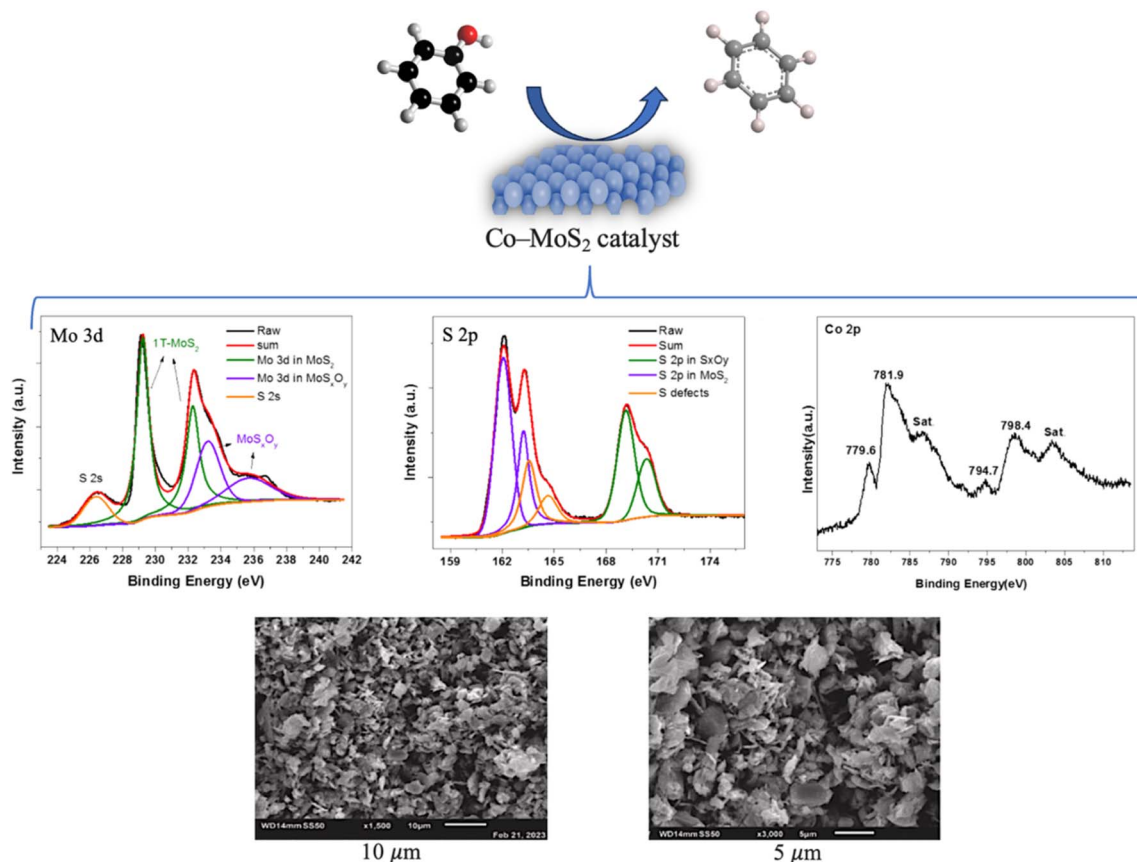


Fig. 17 XPS spectra and SEM images of the Co-MoS₂ catalyst, adapted from ref. 206 with permission from Elsevier, *Case Studies in Chemical and Environmental Engineering*, vol. 9, p. 100734, Copyright 2024.

point, and elemental composition, compared to the raw bio-crude. Chong *et al.*²²⁰ produced bio-oil from palm kernel shells and developed a stable bio-oil/diesel emulsion *via* ultrasonic emulsification. Among the tested solvents (2-octanol, 2-heptanol, and 2-octanone), which were selected based on the computer-aided molecular design (CAMD) method, 2-octanol was identified as the most effective for stable emulsions. The optimal diesel:surfactant:bio-oil ratio was 80 : 15 : 5, preventing phase separation even at high temperatures. However, although promising, further evaluation of the fuel properties is needed for diesel engine applications.

- Supercritical fluids (SCFs) exhibit solvent properties that allow them to dissolve compounds that are not soluble in either the liquid or gas phase of the solvent. SCFs improve the calorific value and lower the bio-oil viscosity.^{127,214} Li *et al.*²²¹ developed an eco-friendly supercritical CO₂-ethanolysis system to convert *Caragana korshinskii* into valuable bio-oil. The process showed strong synergistic degradation, yielding 38.2 wt% bio-oil with a high heating value.

- Plasma processing generates reactive species, such as electrons, using high voltages (10–30 kV) and pulse frequencies (1–10 kHz), promoting the hydrodeoxygenation of bio-oil and improving the fuel quality. When combined with bifunctional catalysts or processes such as biomass-plastic co-pyrolysis, it enhances the H/C ratio. However, challenges including high costs, technical complexity, and catalyst deactivation from coke

require further research.²²² Fan *et al.*²²³ studied the catalytic pyrolysis of rapeseed shells using HZSM-5 coupled with plasma discharge, producing bio-oil with a high purity of monocyclic aromatic hydrocarbons and no detectable polycyclic aromatic hydrocarbons, and with its C₈–C₁₂ carbon range, the refined bio-oil is suitable as a gasoline or diesel additive.

8. Challenges and future prospects

Biomass valorization into fossil fuel substitutes through thermochemical conversion faces several challenges and presents prospects for further study. The high oxygen content in the produced bio-oil is the main challenge in biomass conversion, as it restricts its direct application as a fossil fuel substitute and leads to inferior quality compared to petroleum-based fuels.^{1,233} As discussed earlier, HDO is the most effective upgrading method as it increases the calorific value and enhances the fuel quality by reducing the oxygen content through reactions including cracking, decarbonylation, decarboxylation, and hydrogenation, with catalysts playing a key role.²³⁴ However, although noble metals such as Pt, Pd, Ru, and Rh show high activity in HDO, their high cost and scarcity limit their industrial application. Transition metals such as Ni, Fe, and Co, either alone or in combination and supported on suitable materials, can achieve comparable HDO performances. Among them, Ni is the most widely used due to its low cost, strong



Table 13 Studies on HDO treatment

Biomass	Reactor	Catalyst	Main findings	References
Guaiacol as a model compound	Autoclave reactor	Ni-CoO _x /Hβ-u catalysts	Under a hydrogen pressure of 1.0 MPa, guaiacol was completely converted to cyclohexane within 40 min at 180 °C	224
<i>Eucalyptus</i> -derived lignin oils	Autoclave	Mo/NiFe71-V	-The catalytic performance was influenced by Mo-Ni intermetallic interactions <i>via</i> charge transfer, with Mo/NiFe71-V showing excellent activity across a wide range of substrates -HDO of guaiacol at 240 °C achieved almost complete conversion, 99.5% cyclohexane yield, and 92.1% yield after six cycles	225
Pine sawdust	Fluidized-bed reactor	Fe-Co/SiO ₂	22.44% was the highest HC content in the upgraded bio-oil	226
Wood	Autoclave	Rh, Pt, Pd on a zirconia support	37–47 wt% yield of biofuel	227
Loblolly pine	Auger pyrolysis reactor	Nickel/silica–alumina catalyst	HDO for the obtained bio-oil produced HC yield of 20.4 wt%	228
1,6-Anhydro-beta-D glucose	Tubular reactor	Ni-CeO ₂	Jet fuel fractions account for the highest share (47.0–68.0%), while gasoline components range from ~9.0–22.9%	229
Acetone and phenol as model compounds	Autoclave	Raney Ni catalyst	The content of ketones and aldehydes reduced from 30.36% to 9.32%	230
Pine wood	Packed bed reactor	Ru/C and Pt/C catalysts	45% of the water-soluble carbon in the bio-oil was converted to gasoline blend stocks and C2 to C6 diols	231
Salicornia seeds	TGA	5 %Ni-CeO ₂	Jet fuel compounds yield ranged from 42–45% within temperature range 400–500 °C	207
Date palm pits	2-Stage pyrolysis reactor	Co-MoS ₂	Biomass was converted into non-oxygenated aromatics at temperature 500 °C	206
Date palm pits	Multi-stage catalytic pyrolysis reactor	Ni-doped-H-beta catalyst	BXT compounds (mainly toluene) peaked at 70% between 300–400 °C	232

hydrogenation ability, and efficient C–O bond cleavage.²³⁵ A recent study by Wu *et al.*²³⁶ reported that Ni-V bimetallic zeolite catalysts effectively upgraded pine nut shell pyrolysis vapors *in situ* HDO. The treatment improved the pH and lowered the heating value of the bio-oil, reduced its moisture content and density, lowered its O/C ratio, and efficiently reduced its content of oxygenated compounds. Catalyst deactivation remains a major challenge, primarily driven by carbon deposition, sintering, and poisoning of the active sites. These processes diminish the efficiency of HDO catalysts by lowering their available surface area and modifying their chemical properties.²³⁴ Designing nanocatalysts with a core–shell structure is

a promising approach to enhance the catalyst stability, as it helps prevent nanoparticle migration and sintering.²³⁷ Deng *et al.*²³⁸ showed that an Ru@SiO₂-ZrO₂ core–shell catalyst outperformed conventional Ru/SiO₂-ZrO₂, maintaining its activity over five cycles without notable deactivation. This catalyst displayed an excellent HDO performance for phenolic compounds and lignin pyrolysis oil, increasing its hydrocarbon content from 12.7% to 96.9%, and thus highlighting its strong potential for industrial application. Catalysts often suffer deactivation from carbon deposition. Thus, common approaches such as thermal oxidation, steam treatment, and gasification are primarily employed to remove coke, poisons, or



surface deposits, which diminish the catalyst activity. However, although widely used, these methods typically require significant energy and can potentially damage the structural integrity of the catalyst. Also, the conventional regeneration methods often fail to fully recover the catalyst activity, prompting the development of emerging techniques, such as plasma treatment and microwave-assisted regeneration to overcome the severe deactivation, structural damage, and loss of selectivity in catalysts.^{239,240} Non-thermal plasma (NTP) has emerged as an efficient alternative for catalyst regeneration, enabling non-thermal molecular activation and the generation of highly reactive species under ambient pressure and near-room temperature conditions.²⁴¹ During NTP, the excited radicals oxidize and gasify coke on the catalyst at low temperatures, forming CO and CO₂ without overheating the catalyst.²⁴⁰ Li *et al.*²⁴² showed that direct NTP regeneration effectively restored the activity of deactivated HZSM-5 for upgrading rape straw pyrolysis vapors by removing coke and generating active sites, while also increasing the surface area, pore volume, and acidity of the catalyst.

Mechanical pretreatment is essential for most biomass conversion processes because biomass is typically a heterogeneous solid with varying sizes, shapes, and compositions, which can reduce the conversion efficiency and complicate handling and transport. Processes such as crushing, grinding, drying, and densification help produce a more uniform feedstock, improving the material handling and overall conversion performance.^{90,243} The particle size of biomass feedstock significantly impacts bio-oil production, influencing both the yield and quality. Fast pyrolysis favors smaller particles, which enable efficient and uniform heat transfer, whereas larger particles hinder heat penetration, causing lower internal temperatures, and consequently reduced liquid yields, and thus require additional mechanical energy for feedstock physical pretreatment.^{244–246} Biomass feedstocks for pyrolysis often contain over 40% moisture, necessitating pre-treatment such as atmospheric drying, solar drying, or evaporation. Although solar drying is economical, it is time-consuming. Also, the high water content in biomass increases the energy consumption for evaporation, thereby limiting the process efficiency and economic viability.²⁴⁷

Techno-economic analysis (TEA) is vital for evaluating the feasibility and sustainability of bio-oil production. It quantifies costs, profitability, and long-term viability. Given that fossil fuels remain cheaper, bio-oil must demonstrate cost competitiveness and economic sustainability to scale successfully. Its economic feasibility can be enhanced through flexible feedstock use, co-product valorization, and efficient upgrading methods that lower costs and improve the fuel quality.^{69,148} Additionally, it is crucial to optimize a system that can handle the variation in biomass feedstock materials. The inconsistency in biomass can be mitigated by developing standards for the feedstocks that can be defined based on parameters such as moisture content and LHV.^{20,39}

The use of AI in biorefineries is limited by poor data quality and insufficient data quantity. Hybrid models, which combine data-driven and mechanistic approaches, reduce data needs,

while advanced sensors improve data quality and availability. Soft sensors further address these gaps by estimating unmeasured variables in real time, enabling timely interventions and ensuring accurate outcomes.¹⁵⁶ Current ML studies in thermochemical conversion mainly predict single bioenergy products, overlooking competitive reactions among biochar, bio-oil, and biogas. Thus, future research should address these interactions to optimize the yields and clarify the mechanisms.¹⁵³

9. Conclusions

This study reviews the valorization of biomass materials into bioenergy through thermochemical processes (pyrolysis, gasification, liquefaction, and combustion). It can be inferred that biomass is a promising source for bio-oil, syngas, biochar, and heat, which can contribute into minimizing the reliance on fossil fuel sources and satisfy the global demand for renewable energy. Pyrolysis and hydrothermal liquefaction have demonstrated strong potential for converting lignocellulosic biomass into liquid bio-oils, which can be further upgraded into biofuels. The gasification process can be used to produce hydrogen, an emerging renewable energy source with applications such as fuel cell electric vehicles. Thermochemical techniques encounter several challenges that restrict their direct application as a sustainable and commercial energy source. The complexity of biomass feedstock complicates the optimization of systems able to treat the inconsistent feed. Moreover, the formation of oxygenated compounds, which reduce the fuel calorific value, calls the upgradation of bio-oil. HDO is the most effective upgrading technique. Nevertheless, the short lifetime of the catalyst due to its deactivation is the main challenge faced. Future research should prioritize emerging techniques such as non-thermal plasma and microwave-assisted regeneration to mitigate severe catalyst deactivation and associated structural damage. Additionally, developing nanocatalysts with a core-shell structure offers a promising strategy to improve the catalyst stability. Blending bio-oil with petroleum-based fuels through emulsification supports a more economical path for biofuel production. Further research should emphasize the integration of solar energy and biomass conversion technologies to tackle climate change and promote a shift toward cleaner energy sources. Although ML has shown success in bioenergy production, its use is still emerging and largely limited to lab-scale systems. Further research is needed to apply AI in the thermochemical valorization of biomass for its commercial and sustainable conversion.

Conflicts of interest

There are no conflicts to declare.

Data availability

No primary research results, software or code have been included, and no new data were generated or analysed as part of this review.



Acknowledgements

This study was supported by a grant from the United Arab Emirates University, grant ID: 12N166.

References

- N. C. Joshi, *et al.*, A concise review on waste biomass valorization through thermochemical conversion, *Curr. Res. Microb. Sci.*, 2024, **6**, 100237, DOI: [10.1016/J.CRMICR.2024.100237](https://doi.org/10.1016/J.CRMICR.2024.100237).
- A. Garba, Biomass Conversion Technologies for Bioenergy Generation: An Introduction, *Biotechnological Applications of Biomass*, 2020, DOI: [10.5772/INTECHOPEN.93669](https://doi.org/10.5772/INTECHOPEN.93669).
- S. Wang, G. Dai, H. Yang, and Z. Luo, *Lignocellulosic Biomass Pyrolysis Mechanism: A State-Of-The-Art Review*, Elsevier Ltd, 2017, DOI: [10.1016/j.peccs.2017.05.004](https://doi.org/10.1016/j.peccs.2017.05.004).
- Biofuels – Renewables 2021 – Analysis - IEA*, Accessed: Feb. 11, 2025. [Online]. Available: <https://www.iea.org/reports/renewables-2021/biofuels?mode=transport®ion=World&publication=2021&flow=Consumption&product=Ethanol>.
- S. Jha, S. Nanda, B. Acharya and A. K. Dalai, A Review of Thermochemical Conversion of Waste Biomass to Biofuels, *Energies*, 2022, **15**, 6352, DOI: [10.3390/EN15176352](https://doi.org/10.3390/EN15176352).
- J. Cai, *et al.*, Research on the application of catalytic materials in biomass pyrolysis, *J. Anal. Appl. Pyrolysis*, 2024, **177**, 106321, DOI: [10.1016/J.JAAP.2023.106321](https://doi.org/10.1016/J.JAAP.2023.106321).
- G. Koçar and N. Civaş, An overview of biofuels from energy crops: Current status and future prospects, *Renew. Sustain. Energy Rev.*, 2013, **28**, 900–916, DOI: [10.1016/J.RSER.2013.08.022](https://doi.org/10.1016/J.RSER.2013.08.022).
- A. Demirbaş, Biomass resource facilities and biomass conversion processing for fuels and chemicals, *Energy Convers. Manag.*, 2001, **42**(11), 1357–1378, DOI: [10.1016/S0196-8904\(00\)00137-0](https://doi.org/10.1016/S0196-8904(00)00137-0).
- M. Madadi, *et al.*, Transformative biorefinery model for biomass valorization into biofuel and renewable platform chemicals, *J. Energy Chem.*, 2025, **110**, 109–123, DOI: [10.1016/J.JECHEM.2025.06.016](https://doi.org/10.1016/J.JECHEM.2025.06.016).
- Y. Saleh, L. Ali, A. Alam, M. Kuttiyathil and M. Altarawneh, Pyrolysis characteristics, thermo-kinetic parameters, and evolved gas analysis for waste biomass derived from food processing industries, *Green Technol. Sustain.*, 2025, 100266, DOI: [10.1016/J.GRETS.2025.100266](https://doi.org/10.1016/J.GRETS.2025.100266).
- N. Canabarro, J. F. Soares, C. G. Anchieta, C. S. Kelling, and M. A. Mazutti, *Thermochemical processes for biofuels production from biomass*, 2013, [Online]. Available: <http://www.sustainablechemicalprocesses.com/content/1/1/22>.
- X. Hu and M. Gholizadeh, Progress of the applications of bio-oil, *Renew. Sustain. Energy Rev.*, 2020, **134**, 110124, DOI: [10.1016/J.RSER.2020.110124](https://doi.org/10.1016/J.RSER.2020.110124).
- S. Xiu and A. Shahbazi, Bio-oil production and upgrading research: A review, *Renew. Sustain. Energy Rev.*, 2012, **16**(7), 4406–4414, DOI: [10.1016/J.RSER.2012.04.028](https://doi.org/10.1016/J.RSER.2012.04.028).
- H. Machado, A. F. Cristino, S. Orišková and R. Galhano dos Santos, Bio-Oil: The Next-Generation Source of Chemicals, *Reactions*, 2022, **3**(1), 118–137, DOI: [10.3390/REACTIONS3010009](https://doi.org/10.3390/REACTIONS3010009).
- M. Khan, *et al.*, Applications of machine learning in thermochemical conversion of biomass-A review, *Fuel*, 2023, **332**, 126055, DOI: [10.1016/J.FUEL.2022.126055](https://doi.org/10.1016/J.FUEL.2022.126055).
- N. Dahmen, I. Lewandowski, S. Zibek and A. Weidtmann, Integrated lignocellulosic value chains in a growing bioeconomy: Status quo and perspectives, *GCB Bioenergy*, 2019, **11**(1), 107–117, DOI: [10.1111/GCBB.12586](https://doi.org/10.1111/GCBB.12586).
- C. C. Seah, *et al.*, Co-pyrolysis of biomass and plastic: Circularity of wastes and comprehensive review of synergistic mechanism, *Results Eng.*, 2023, **17**, 100989, DOI: [10.1016/J.RINENG.2023.100989](https://doi.org/10.1016/J.RINENG.2023.100989).
- N. Tripathi, C. D. Hills, R. S. Singh and C. J. Atkinson, Biomass waste utilisation in low-carbon products: harnessing a major potential resource, *npj Clim. Atmos. Sci.*, 2019, **2**(1), 1–10, DOI: [10.1038/s41612-019-0093-5](https://doi.org/10.1038/s41612-019-0093-5).
- B. Koul, M. Yakoob and M. P. Shah, Agricultural waste management strategies for environmental sustainability, *Environ. Res.*, 2022, **206**, 112285, DOI: [10.1016/J.ENVRES.2021.112285](https://doi.org/10.1016/J.ENVRES.2021.112285).
- P. P. Paudel, S. Kafle, S. Park, S. J. Kim, L. Cho and D. H. Kim, Advancements in sustainable thermochemical conversion of agricultural crop residues: A systematic review of technical progress, applications, perspectives, and challenges, *Renew. Sustain. Energy Rev.*, 2024, **202**, 114723, DOI: [10.1016/J.RSER.2024.114723](https://doi.org/10.1016/J.RSER.2024.114723).
- K. M. Akkoli, P. B. Gangavati, M. R. Ingalagi and R. K. Chitgopkar, Assessment and Characterization of Agricultural Residues, *Mater. Today Proc.*, 2018, **5**(9), 17548–17552, DOI: [10.1016/J.MATPR.2018.06.071](https://doi.org/10.1016/J.MATPR.2018.06.071).
- M. Raza, L. Ali, M. Altarawneh and B. Abu-Jdayil, Evaluation of thermal pyrolysis characteristics and kinetic parameters of cellulose extracted from date waste using natural deep eutectic solvent, *Case Stud. Chem. Environ. Eng.*, 2024, **10**, 100796, DOI: [10.1016/J.CSCHEE.2024.100796](https://doi.org/10.1016/J.CSCHEE.2024.100796).
- A. Baiano, Recovery of Biomolecules from Food Wastes — A Review, *Molecules*, 2014, **19**(9), 14821–14842, DOI: [10.3390/MOLECULES190914821](https://doi.org/10.3390/MOLECULES190914821).
- S. Kumar and J. Konwar, Current progress in valorization of food processing waste and by-products for pectin extraction, *Int. J. Biol. Macromol.*, 2023, **239**, 124332.
- K. Selva Ganesh, A. Sridhar and S. Vishali, Utilization of fruit and vegetable waste to produce value-added products: Conventional utilization and emerging opportunities-A review, *Chemosphere*, 2022, **287**, 132221.
- E. Capanoglu, E. Nemli and F. Tomas-Barberan, Novel Approaches in the Valorization of Agricultural Wastes and Their Applications, *J. Agric. Food Chem.*, 2022, **70**(23), 6787–6804, DOI: [10.1021/ACS.JAFC.1C07104](https://doi.org/10.1021/ACS.JAFC.1C07104).
- A. Jezierska-Thöle, R. Rudnicki and M. Kluba, Development of energy crops cultivation for biomass production in Poland, *Renew. Sustain. Energy Rev.*, 2016, **62**, 534–545, DOI: [10.1016/J.RSER.2016.05.024](https://doi.org/10.1016/J.RSER.2016.05.024).



- 28 L. López-Bellido, J. Wery and R. J. López-Bellido, Energy crops: Prospects in the context of sustainable agriculture, *Eur. J. Agron.*, 2014, **60**, 1–12, DOI: [10.1016/J.EJA.2014.07.001](https://doi.org/10.1016/J.EJA.2014.07.001).
- 29 M. Parikka, Global biomass fuel resources, *Biomass Bioenergy*, 2004, **27**(6), 613–620, DOI: [10.1016/J.BIOMBIOE.2003.07.005](https://doi.org/10.1016/J.BIOMBIOE.2003.07.005).
- 30 Y. Li, L. W. Zhou and R. Z. Wang, Urban biomass and methods of estimating municipal biomass resources, *Renew. Sustain. Energy Rev.*, 2017, **80**, 1017–1030, DOI: [10.1016/J.RSER.2017.05.214](https://doi.org/10.1016/J.RSER.2017.05.214).
- 31 Y. Tan, *et al.*, Integrated biorefinery routes to transform furfural waste into 2G biofuels and PFOA-adsorbing biochar, *Green Chem.*, 2025, **27**(13), 3573–3589, DOI: [10.1039/D5GC00199D](https://doi.org/10.1039/D5GC00199D).
- 32 Y. Du, T. Ju, Y. Meng, T. Lan, S. Han and J. Jiang, A review on municipal solid waste pyrolysis of different composition for gas production, *Fuel Process. Technol.*, 2021, **224**, 107026, DOI: [10.1016/J.FUPROC.2021.107026](https://doi.org/10.1016/J.FUPROC.2021.107026).
- 33 Y. K N, *et al.*, Lignocellulosic biomass-based pyrolysis: A comprehensive review, *Chemosphere*, 2022, **286**, 131824, DOI: [10.1016/j.chemosphere.2021.131824](https://doi.org/10.1016/j.chemosphere.2021.131824).
- 34 R. S. Riseh, M. G. Vazvani, M. Hassanisaadi and V. K. Thakur, Agricultural wastes: A practical and potential source for the isolation and preparation of cellulose and application in agriculture and different industries, *Ind. Crops Prod.*, 2024, **208**, 117904, DOI: [10.1016/J.INDCROP.2023.117904](https://doi.org/10.1016/J.INDCROP.2023.117904).
- 35 J. Rao, Z. Lv, G. Chen and F. Peng, Hemicellulose: Structure, chemical modification, and application, *Prog. Polym. Sci.*, 2023, **140**, 101675, DOI: [10.1016/J.PROGPOLYMSCI.2023.101675](https://doi.org/10.1016/J.PROGPOLYMSCI.2023.101675).
- 36 S. D. Stefanidis, K. G. Kalogiannis, E. F. Iliopoulou, C. M. Michailof, P. A. Pilavachi and A. A. Lappas, A study of lignocellulosic biomass pyrolysis via the pyrolysis of cellulose, hemicellulose and lignin, *J. Anal. Appl. Pyrolysis*, 2014, **105**, 143–150, DOI: [10.1016/J.JAAP.2013.10.013](https://doi.org/10.1016/J.JAAP.2013.10.013).
- 37 L. Zhang, C. Charles) Xu and P. Champagne, Overview of recent advances in thermo-chemical conversion of biomass, *Energy Convers. Manag.*, 2010, **51**(5), 969–982, DOI: [10.1016/J.ENCONMAN.2009.11.038](https://doi.org/10.1016/J.ENCONMAN.2009.11.038).
- 38 *Biomass Conversion Technology: Deep Dive | Nexus PMG*, Accessed: Feb. 15, 2025. [Online]. Available: <https://www.nexuspmg.com/insights/biomass-conversion-technology-overview>.
- 39 V. Dhyani and T. Bhaskar, A comprehensive review on the pyrolysis of lignocellulosic biomass, *Renew. Energy*, 2018, **129**, 695–716, DOI: [10.1016/j.renene.2017.04.035](https://doi.org/10.1016/j.renene.2017.04.035).
- 40 J. Liu, *et al.*, Biomass pyrolysis mechanism for carbon-based high-value products, *Proc. Combust. Inst.*, 2023, **39**(3), 3157–3181, DOI: [10.1016/j.proci.2022.09.063](https://doi.org/10.1016/j.proci.2022.09.063).
- 41 D. Chen, *et al.*, Insight into biomass pyrolysis mechanism based on cellulose, hemicellulose, and lignin: Evolution of volatiles and kinetics, elucidation of reaction pathways, and characterization of gas, biochar and bio-oil, *Combust. Flame*, 2022, **242**, 112142, DOI: [10.1016/j.combustflame.2022.112142](https://doi.org/10.1016/j.combustflame.2022.112142).
- 42 D. Neves, H. Thunman, A. Matos, L. Tarelho and A. Gómez-Barea, Characterization and prediction of biomass pyrolysis products, *Prog. Energy Combust. Sci.*, 2011, **37**(5), 611–630, DOI: [10.1016/J.PECS.2011.01.001](https://doi.org/10.1016/J.PECS.2011.01.001).
- 43 P. Wang, S. Zhan, H. Yu, X. Xue and N. Hong, The effects of temperature and catalysts on the pyrolysis of industrial wastes (herb residue), *Bioresour. Technol.*, 2010, **101**(9), 3236–3241, DOI: [10.1016/J.BIORTECH.2009.12.082](https://doi.org/10.1016/J.BIORTECH.2009.12.082).
- 44 D. Chen, D. Liu, H. Zhang, Y. Chen and Q. Li, Bamboo pyrolysis using TG–FTIR and a lab-scale reactor: Analysis of pyrolysis behavior, product properties, and carbon and energy yields, *Fuel*, 2015, **148**, 79–86, DOI: [10.1016/J.FUEL.2015.01.092](https://doi.org/10.1016/J.FUEL.2015.01.092).
- 45 U. Morali and S. Şensöz, Pyrolysis of hornbeam shell (*Carpinus betulus* L.) in a fixed bed reactor: Characterization of bio-oil and bio-char, *Fuel*, 2015, **150**, 672–678, DOI: [10.1016/J.FUEL.2015.02.095](https://doi.org/10.1016/J.FUEL.2015.02.095).
- 46 G. Kabir, A. T. Mohd Din and B. H. Hameed, Pyrolysis of oil palm mesocarp fiber and palm frond in a slow-heating fixed-bed reactor: A comparative study, *Bioresour. Technol.*, 2017, **241**, 563–572, DOI: [10.1016/J.BIORTECH.2017.05.180](https://doi.org/10.1016/J.BIORTECH.2017.05.180).
- 47 A. M. Parvej, M. A. Rahman and K. M. A. Reza, The combined effect of solar assisted torrefaction and pyrolysis on the production of valuable chemicals obtained from water hyacinth biomass, *Clean. Waste Syst.*, 2022, **3**, 100027, DOI: [10.1016/J.CLWAS.2022.100027](https://doi.org/10.1016/J.CLWAS.2022.100027).
- 48 H. Elshareef, *et al.*, Investigation of Bio-Oil and Biochar Derived from Cotton Stalk Pyrolysis: Effect of Different Reaction Conditions, *Resources*, 2025, **14**, 75, DOI: [10.3390/RESOURCES14050075](https://doi.org/10.3390/RESOURCES14050075).
- 49 M. Kumar, S. N. Upadhyay and P. K. Mishra, Pyrolysis of Sugarcane (*Saccharum officinarum* L.) Leaves and Characterization of Products, *ACS Omega*, 2022, **7**(32), 28052–28064, DOI: [10.1021/ACSOMEGA.2C02076/ASSET/IMAGES/LARGE/AO2C02076_0009.JPEG](https://doi.org/10.1021/ACSOMEGA.2C02076/ASSET/IMAGES/LARGE/AO2C02076_0009.JPEG).
- 50 D. Chen, D. Liu, H. Zhang, Y. Chen and Q. Li, Bamboo pyrolysis using TG–FTIR and a lab-scale reactor: Analysis of pyrolysis behavior, product properties, and carbon and energy yields, *Fuel*, 2015, **148**, 79–86, DOI: [10.1016/J.FUEL.2015.01.092](https://doi.org/10.1016/J.FUEL.2015.01.092).
- 51 K. Akubo, M. A. Nahil and P. T. Williams, Pyrolysis-catalytic steam reforming of agricultural biomass wastes and biomass components for production of hydrogen/syngas, *J. Energy Inst.*, 2019, **92**(6), 1987–1996, DOI: [10.1016/J.JOEL.2018.10.013](https://doi.org/10.1016/J.JOEL.2018.10.013).
- 52 W. C. Wang and A. C. Lee, The study of producing ‘drop-in’ fuels from agricultural waste through fast pyrolysis and catalytic hydro-processing, *Renew. Energy*, 2019, **133**, 1–10, DOI: [10.1016/J.RENENE.2018.10.022](https://doi.org/10.1016/J.RENENE.2018.10.022).
- 53 Y. K. S. S. Rao, *et al.*, Investigation on Forestry Wood Wastes: Pyrolysis and Thermal Characteristics of *Ficus religiosa* for Energy Recovery System, *Adv. Mater. Sci. Eng.*, 2022, **2022**(1), 3314606, DOI: [10.1155/2022/3314606](https://doi.org/10.1155/2022/3314606).
- 54 M. A. Lopez-Velazquez, V. Santes, J. Balmaseda and E. Torres-Garcia, Pyrolysis of orange waste: A thermo-kinetic study, *J. Anal. Appl. Pyrolysis*, 2013, **99**, 170–177, DOI: [10.1016/j.jaap.2012.09.016](https://doi.org/10.1016/j.jaap.2012.09.016).



- 55 H. Haykiri-Acma, S. Yaman and S. Kucukbayrak, Effect of heating rate on the pyrolysis yields of rapeseed, *Renew. Energy*, 2006, **31**(6), 803–810, DOI: [10.1016/J.RENENE.2005.03.013](https://doi.org/10.1016/J.RENENE.2005.03.013).
- 56 R. S. A. Nounou, I. A. Shaban, L. Ali, M. Altarawneh and M. Elgendi, Kinetic and thermodynamic analysis of the PET-date seed mixture co-pyrolysis using Coats-Redfern method, *Renew. Energy*, 2024, **237**, 121524, DOI: [10.1016/J.RENENE.2024.121524](https://doi.org/10.1016/J.RENENE.2024.121524).
- 57 Z. Wang, K. G. Burra, T. Lei and A. K. Gupta, Co-pyrolysis of waste plastic and solid biomass for synergistic production of biofuels and chemicals-A review, *Prog. Energy Combust. Sci.*, 2021, **84**, 100899, DOI: [10.1016/J.PECS.2020.100899](https://doi.org/10.1016/J.PECS.2020.100899).
- 58 S. Y. Oh and Y. D. Seo, Polymer/biomass-derived biochar for use as a sorbent and electron transfer mediator in environmental applications, *Bioresour. Technol.*, 2016, **218**, 77–83, DOI: [10.1016/J.BIORTECH.2016.06.073](https://doi.org/10.1016/J.BIORTECH.2016.06.073).
- 59 V. Kudelytė, J. Eimontas, R. Paulauskas and N. Striūgas, Co-Pyrolysis of Plastic Waste and Lignin: A Pathway for Enhanced Hydrocarbon Recovery, *Energies*, 2025, **18**, 275, DOI: [10.3390/EN18020275](https://doi.org/10.3390/EN18020275).
- 60 E. Önal, B. B. Uzun and A. E. Pütün, Bio-oil production via co-pyrolysis of almond shell as biomass and high density polyethylene, *Energy Convers. Manag.*, 2014, **78**, 704–710, DOI: [10.1016/J.ENCONMAN.2013.11.022](https://doi.org/10.1016/J.ENCONMAN.2013.11.022).
- 61 J. D. Martínez, *et al.*, Co-pyrolysis of biomass with waste tyres: Upgrading of liquid bio-fuel, *Fuel Process. Technol.*, 2014, **119**, 263–271, DOI: [10.1016/J.FUPROC.2013.11.015](https://doi.org/10.1016/J.FUPROC.2013.11.015).
- 62 L. M. Terry, *et al.*, Co-pyrolysis of oil palm trunk and polypropylene: Pyrolysis oil composition and formation mechanism, *S. Afr. J. Chem. Eng.*, 2023, **43**, 348–358, DOI: [10.1016/J.SAJCE.2022.12.001](https://doi.org/10.1016/J.SAJCE.2022.12.001).
- 63 R. Dong, *et al.*, Co-pyrolysis of vineyards biomass waste and plastic waste: Thermal behavior, pyrolytic characteristic, kinetics, and thermodynamics analysis, *J. Anal. Appl. Pyrolysis*, 2024, **179**, 106506, DOI: [10.1016/j.jaap.2024.106506](https://doi.org/10.1016/j.jaap.2024.106506).
- 64 M. Brebu and I. Spiridon, Co-pyrolysis of LignoBoost® lignin with synthetic polymers, *Polym. Degrad. Stab.*, 2012, **97**(11), 2104–2109, DOI: [10.1016/J.POLYMDEGRADSTAB.2012.08.024](https://doi.org/10.1016/J.POLYMDEGRADSTAB.2012.08.024).
- 65 A. O. Oyedun, C. Z. Tee, S. Hanson and C. W. Hui, Thermogravimetric analysis of the pyrolysis characteristics and kinetics of plastics and biomass blends, *Fuel Process. Technol.*, 2014, **128**, 471–481, DOI: [10.1016/J.FUPROC.2014.08.010](https://doi.org/10.1016/J.FUPROC.2014.08.010).
- 66 Ö. Çepelioğullar and A. E. Pütün, Thermal and kinetic behaviors of biomass and plastic wastes in co-pyrolysis, *Energy Convers. Manag.*, 2013, **75**, 263–270, DOI: [10.1016/j.enconman.2013.06.036](https://doi.org/10.1016/j.enconman.2013.06.036).
- 67 M. M. Hasan, M. G. Rasul, M. M. K. Khan, N. Ashwath and M. I. Jahirul, Energy recovery from municipal solid waste using pyrolysis technology: A review on current status and developments, *Renew. Sustain. Energy Rev.*, 2021, **145**, 111073, DOI: [10.1016/J.RSER.2021.111073](https://doi.org/10.1016/J.RSER.2021.111073).
- 68 P. Talwar, M. A. Agudelo and S. Nanda, Pyrolysis Process, Reactors, Products, and Applications: A Review, *Energies*, 2025, **18**, 2979, DOI: [10.3390/EN18112979](https://doi.org/10.3390/EN18112979).
- 69 W. Jerzak, E. Acha and B. Li, Comprehensive Review of Biomass Pyrolysis: Conventional and Advanced Technologies, Reactor Designs, Product Compositions and Yields, and Techno-Economic Analysis, *Energies*, 2024, **17**, 5082, DOI: [10.3390/EN17205082](https://doi.org/10.3390/EN17205082).
- 70 J. P. Bok, Y. S. Choi, S. K. Choi and Y. W. Jeong, Fast pyrolysis of Douglas fir by using tilted-slide reactor and characteristics of biocrude-oil fractions, *Renew. Energy*, 2014, **65**, 7–13, DOI: [10.1016/J.RENENE.2013.06.035](https://doi.org/10.1016/J.RENENE.2013.06.035).
- 71 F. Campuzano, R. C. Brown and J. D. Martínez, Auger reactors for pyrolysis of biomass and wastes, *Renew. Sustain. Energy Rev.*, 2019, **102**, 372–409, DOI: [10.1016/J.RSER.2018.12.014](https://doi.org/10.1016/J.RSER.2018.12.014).
- 72 *Temperature Evolution and Heating Rates of Biomass Undergoing Ablative Pyrolysis | Engineering, Technology & Applied Science Research*. Accessed: Jan. 19, 2025. [Online]. Available: <https://etasr.com/index.php/ETASR/article/view/5621/3031>.
- 73 H. Cong, *et al.*, Comprehensive analysis of industrial-scale heating plants based on different biomass slow pyrolysis technologies: Product property, energy balance, and ecological impact, *Clean Eng. Technol.*, 2022, **6**, 100391, DOI: [10.1016/J.CLET.2021.100391](https://doi.org/10.1016/J.CLET.2021.100391).
- 74 X. Hu and M. Gholizadeh, Biomass pyrolysis: A review of the process development and challenges from initial researches up to the commercialisation stage, *J. Energy Chem.*, 2019, **39**, 109–143, DOI: [10.1016/J.JECHEM.2019.01.024](https://doi.org/10.1016/J.JECHEM.2019.01.024).
- 75 M. Gholizadeh, C. Castro, S. M. Fabrega and F. Clarens, A review on thermochemical based biorefinery catalyst development progress, *Sustain. Energy Fuels*, 2023, **7**(19), 4758–4804, DOI: [10.1039/D3SE00496A](https://doi.org/10.1039/D3SE00496A).
- 76 F.-X. Collard, S. Wijeyekoon, and P. Bennett, Commercial Status of Direct Thermochemical Liquefaction Technologies IEA Bioenergy: Task 34 June 2023 Xxxx: Xx IEA Bioenergy: Task XX Month Year Xxxx: Xx Commercial Status of Direct Thermochemical Liquefaction Technologies Title of publication Subtitle of publication, 2023.
- 77 *Commercial status of direct thermochemical liquefaction technologies – Bioenergy*, Accessed: Sep. 19, 2025. [Online]. Available: https://www.ieabioenergy.com/blog/publications/commercial-status-of-direct-thermochemical-liquefaction-technologies/?utm_source=chatgpt.com.
- 78 A. Zabanitoutou, Agro-residues implication in decentralized CHP production through a thermochemical conversion system with SOFC, *Sustain. Energy Technol. Assessments*, 2014, **6**, 34–50, DOI: [10.1016/J.SETA.2014.01.004](https://doi.org/10.1016/J.SETA.2014.01.004).
- 79 A. Molino, S. Chianese and D. Musmarra, Biomass gasification technology: The state of the art overview, *J. Energy Chem.*, 2016, **25**(1), 10–25, DOI: [10.1016/J.JECHEM.2015.11.005](https://doi.org/10.1016/J.JECHEM.2015.11.005).
- 80 Z. Y. Kong, T. J. N. Ang, H. C. Ong, T. Shi, C. I. Yeo and A. Yang, Green hydrogen production from oil palm



- wastes: A techno-economic and environmental perspective, *Energy Convers. Manag.*, 2025, **341**, 120026, DOI: [10.1016/J.ENCONMAN.2025.120026](https://doi.org/10.1016/J.ENCONMAN.2025.120026).
- 81 Ö. Tezer, N. Karabağ, A. Öngen, C. Ö. Çolpan and A. Ayol, Biomass gasification for sustainable energy production: A review, *Int. J. Hydrogen Energy*, 2022, **47**(34), 15419–15433, DOI: [10.1016/J.IJHYDENE.2022.02.158](https://doi.org/10.1016/J.IJHYDENE.2022.02.158).
- 82 D. Baruah and D. C. Baruah, Modeling of biomass gasification: A review, *Renew. Sustain. Energy Rev.*, 2014, **39**, 806–815, DOI: [10.1016/J.RSER.2014.07.129](https://doi.org/10.1016/J.RSER.2014.07.129).
- 83 V. S. Sikarwar, *et al.*, An overview of advances in biomass gasification, *Energy Environ. Sci.*, 2016, **9**(10), 2939–2977, DOI: [10.1039/C6EE00935B](https://doi.org/10.1039/C6EE00935B).
- 84 M. Puig-Arnavat, J. C. Bruno and A. Coronas, Review and analysis of biomass gasification models, *Renew. Sustain. Energy Rev.*, 2010, **14**(9), 2841–2851, DOI: [10.1016/J.RSER.2010.07.030](https://doi.org/10.1016/J.RSER.2010.07.030).
- 85 C. Higman, Gasification, *Combustion Engineering Issues for Solid Fuel Systems*, 2008, pp. 423–468, DOI: [10.1016/B978-0-12-373611-6.00011-2](https://doi.org/10.1016/B978-0-12-373611-6.00011-2).
- 86 J. J. Hernández, G. Aranda-Almansa and A. Bula, Gasification of biomass wastes in an entrained flow gasifier: Effect of the particle size and the residence time, *Fuel Process. Technol.*, 2010, **91**(6), 681–692, DOI: [10.1016/J.FUPROC.2010.01.018](https://doi.org/10.1016/J.FUPROC.2010.01.018).
- 87 J. S. Tumuluru, B. Ghiasi, N. R. Soelberg and S. Sokhansanj, Biomass Torrefaction Process, Product Properties, Reactor Types, and Moving Bed Reactor Design Concepts, *Front. Energy Res.*, 2021, **9**, 728140, DOI: [10.3389/FENRG.2021.728140/BIBTEX](https://doi.org/10.3389/FENRG.2021.728140/BIBTEX).
- 88 I. Hassan, O. O. Thomas, F. A. Ezekiel, A. L. Adache and T. S. Mogaji, Impact of Torrefaction Process in Elevating the Fuel Properties of Selected Herbaceous Biomass Solid Waste, *J. Eng. Adv.*, 2024, 64–70, DOI: [10.38032/JEA.2024.03.001](https://doi.org/10.38032/JEA.2024.03.001).
- 89 D. G. Gizaw, *et al.*, Advances in solid biofuels production through torrefaction: Potential biomass, types of torrefaction and reactors, influencing process parameters and future opportunities – A review, *Process Saf. Environ. Prot.*, 2024, **186**, 1307–1319, DOI: [10.1016/J.PSEP.2024.04.070](https://doi.org/10.1016/J.PSEP.2024.04.070).
- 90 R. Singh, R. Kumar, P. Sarangi, A. Kovalev and V. Vivekanand, Effect of physical and thermal pretreatment of lignocellulosic biomass on biohydrogen production by thermochemical route: A critical review, *Bioresour. Technol.*, 2023, **369**, 128458, DOI: [10.1016/J.BIORTECH.2022.128458](https://doi.org/10.1016/J.BIORTECH.2022.128458).
- 91 B. YAN, *et al.*, Biomass torrefaction coupled gasification technology: A critical review, *J. Energy Inst.*, 2025, **123**, 102224, DOI: [10.1016/J.JOIE.2025.102224](https://doi.org/10.1016/J.JOIE.2025.102224).
- 92 K. A. Abdulyekeen, W. M. A. W. Daud and M. F. A. Patah, Torrefaction of wood and garden wastes from municipal solid waste to enhanced solid fuel using helical screw rotation-induced fluidised bed reactor: Effect of particle size, helical screw speed and temperature, *Energy*, 2024, **293**, 130759, DOI: [10.1016/J.ENERGY.2024.130759](https://doi.org/10.1016/J.ENERGY.2024.130759).
- 93 E. A. Silveira, *et al.*, Effect of torrefaction severity on the energy recovery from amazonian wood residues for decentralized energy conversion systems, *Biomass Bioenergy*, 2025, **193**, 107515, DOI: [10.1016/J.BIOMBIOE.2024.107515](https://doi.org/10.1016/J.BIOMBIOE.2024.107515).
- 94 M. S. Hossain, F. Wasima, M. S. I. K. Shawon, M. Mourshed and B. K. Das, Valorization of food waste into hydrogen energy through supercritical water gasification: Generation potential and techno-econo-environmental feasibility assessment, *Renew. Energy*, 2024, **235**, 121382, DOI: [10.1016/J.RENENE.2024.121382](https://doi.org/10.1016/J.RENENE.2024.121382).
- 95 T. Sathish, *et al.*, Waste Coconut oil meal to Hydrogen production through combined steam/water gasification with varying operating parameters and NaCl additions, *Int. J. Hydrogen Energy*, 2025, **107**, 350–358, DOI: [10.1016/J.IJHYDENE.2024.01.323](https://doi.org/10.1016/J.IJHYDENE.2024.01.323).
- 96 Y. Yue, X. Jin and L. Deng, Experimental Study on Properties of Syngas, Tar, and Biochar Derived from Different Gasification Methods, *Appl. Sci.*, 2023, **13**(20), 11490, DOI: [10.3390/APP132011490/S1](https://doi.org/10.3390/APP132011490/S1).
- 97 H. Boujjat, S. Rodat and S. Abanades, Solar-hybrid Thermochemical Gasification of Wood Particles and Solid Recovered Fuel in a Continuously-Fed Prototype Reactor, *Energies*, 2020, **13**, 5217, DOI: [10.3390/EN13195217](https://doi.org/10.3390/EN13195217).
- 98 K. Manatura, J. H. Lu, K. T. Wu and H. Te Hsu, Exergy analysis on torrefied rice husk pellet in fluidized bed gasification, *Appl. Therm. Eng.*, 2017, **111**, 1016–1024, DOI: [10.1016/J.APPLTHERMALENG.2016.09.135](https://doi.org/10.1016/J.APPLTHERMALENG.2016.09.135).
- 99 P. Lv, Z. Yuan, C. Wu, L. Ma, Y. Chen and N. Tsubaki, Bio-syngas production from biomass catalytic gasification, *Energy Convers. Manag.*, 2007, **48**(4), 1132–1139, DOI: [10.1016/J.ENCONMAN.2006.10.014](https://doi.org/10.1016/J.ENCONMAN.2006.10.014).
- 100 M. Asadullah, S. I. Ito, K. Kunimori, M. Yamada and K. Tomishige, Biomass Gasification to Hydrogen and Syngas at Low Temperature: Novel Catalytic System Using Fluidized-Bed Reactor, *J. Catal.*, 2002, **208**(2), 255–259, DOI: [10.1006/JCAT.2002.3575](https://doi.org/10.1006/JCAT.2002.3575).
- 101 A. Ayol, O. Tezer Yurdakos and A. Gurgun, Investigation of municipal sludge gasification potential: Gasification characteristics of dried sludge in a pilot-scale downdraft fixed bed gasifier, *Int. J. Hydrogen Energy*, 2019, **44**(32), 17397–17410, DOI: [10.1016/J.IJHYDENE.2019.01.014](https://doi.org/10.1016/J.IJHYDENE.2019.01.014).
- 102 A. AlNouss, G. McKay and T. Al-Ansari, Production of syngas via gasification using optimum blends of biomass, *J. Clean. Prod.*, 2020, **242**, 118499, DOI: [10.1016/J.JCLEPRO.2019.118499](https://doi.org/10.1016/J.JCLEPRO.2019.118499).
- 103 J. Zeng, R. Xiao and J. Yuan, High-quality syngas production from biomass driven by chemical looping on a PY-GA coupled reactor, *Energy*, 2021, **214**, 118846, DOI: [10.1016/J.ENERGY.2020.118846](https://doi.org/10.1016/J.ENERGY.2020.118846).
- 104 E. Shayan, V. Zare and I. Mirzaee, Hydrogen production from biomass gasification; a theoretical comparison of using different gasification agents, *Energy Convers. Manag.*, 2018, **159**, 30–41, DOI: [10.1016/J.ENCONMAN.2017.12.096](https://doi.org/10.1016/J.ENCONMAN.2017.12.096).
- 105 S. Zhang, S. Zhu, H. Zhang, X. Liu and Y. Xiong, High quality H₂-rich syngas production from pyrolysis-



- gasification of biomass and plastic wastes by Ni-Fe@Nanofibers/Porous carbon catalyst, *Int. J. Hydrogen Energy*, 2019, **44**(48), 26193–26203, DOI: [10.1016/J.IJHYDENE.2019.08.105](https://doi.org/10.1016/j.ijhydene.2019.08.105).
- 106 P. Mondal, G. S. Dang and M. O. Garg, Syngas production through gasification and cleanup for downstream applications — Recent developments, *Fuel Process. Technol.*, 2011, **92**(8), 1395–1410, DOI: [10.1016/J.FUPROC.2011.03.021](https://doi.org/10.1016/J.FUPROC.2011.03.021).
- 107 W. Jiang, A. Kumar and S. Adamopoulos, Liquefaction of lignocellulosic materials and its applications in wood adhesives—A review, *Ind. Crops Prod.*, 2018, **124**, 325–342, DOI: [10.1016/J.INDCROP.2018.07.053](https://doi.org/10.1016/J.INDCROP.2018.07.053).
- 108 H. J. Huang and X. Z. Yuan, Recent progress in the direct liquefaction of typical biomass, *Prog. Energy Combust. Sci.*, 2015, **49**, 59–80, DOI: [10.1016/J.PECS.2015.01.003](https://doi.org/10.1016/J.PECS.2015.01.003).
- 109 A. R. K. Gollakota, N. Kishore and S. Gu, A review on hydrothermal liquefaction of biomass, *Renew. Sustain. Energy Rev.*, 2018, **81**, 1378–1392, DOI: [10.1016/J.RSER.2017.05.178](https://doi.org/10.1016/J.RSER.2017.05.178).
- 110 A. Dimitriadis and S. Bezergianni, Hydrothermal liquefaction of various biomass and waste feedstocks for biocrude production: A state of the art review, *Renew. Sustain. Energy Rev.*, 2017, **68**, 113–125, DOI: [10.1016/J.RSER.2016.09.120](https://doi.org/10.1016/J.RSER.2016.09.120).
- 111 R. Beauchet, *et al.*, Hydroliquefaction of green wastes to produce fuels, *Bioresour. Technol.*, 2011, **102**(10), 6200–6207, DOI: [10.1016/J.BIORTECH.2011.02.043](https://doi.org/10.1016/J.BIORTECH.2011.02.043).
- 112 K. M. Isa, T. A. T. Abdullah and U. F. M. Ali, Hydrogen donor solvents in liquefaction of biomass: A review, *Renew. Sustain. Energy Rev.*, 2018, **81**, 1259–1268, DOI: [10.1016/J.RSER.2017.04.006](https://doi.org/10.1016/J.RSER.2017.04.006).
- 113 C. A. Moreira-Mendoza, *et al.*, Biocrude upgrading with tandem catalysts via hydrothermal liquefaction of biomass feedstocks, *Catal. Today*, 2026, **461**, 115496, DOI: [10.1016/J.CATTOD.2025.115496](https://doi.org/10.1016/J.CATTOD.2025.115496).
- 114 S. Awadakkam, V. Chaudhary, R. Kalagnanam, V. B. Borugadda and A. K. Dalai, Advancing hydrothermal liquefaction of Canadian forestry biomass for sustainable biocrude production: co-solvent integration, co-liquefaction, and process optimization, *Sustain. Energy Fuels*, 2025, **9**(7), 1717–1728, DOI: [10.1039/D4SE01347F](https://doi.org/10.1039/D4SE01347F).
- 115 D. Ocampo, E. A. Gómez, L. A. Ríos and G. J. Vargas, Effects of the use of acetone as co-solvent on the financial viability of bio-crude production by hydrothermal liquefaction of CO₂ captured by microalgae, *J. CO₂ Util.*, 2024, **89**, 102960, DOI: [10.1016/J.JCOU.2024.102960](https://doi.org/10.1016/J.JCOU.2024.102960).
- 116 M. Usman, S. Cheng, S. Boonyubol and J. S. Cross, From biomass to biocrude: Innovations in hydrothermal liquefaction and upgrading, *Energy Convers. Manag.*, 2024, **302**, 118093, DOI: [10.1016/J.ENCONMAN.2024.118093](https://doi.org/10.1016/J.ENCONMAN.2024.118093).
- 117 *HTL-Reactors | Task 34*, Accessed: Sep. 14, 2025. [Online]. Available: <https://task34.ieabioenergy.com/htl-reactors/>.
- 118 J. L. Wagner, C. D. Le, V. P. Ting and C. J. Chuck, Design and operation of an inexpensive, laboratory-scale, continuous hydrothermal liquefaction reactor for the conversion of microalgae produced during wastewater treatment, *Fuel Process. Technol.*, 2017, **165**, 102–111, DOI: [10.1016/J.FUPROC.2017.05.006](https://doi.org/10.1016/J.FUPROC.2017.05.006).
- 119 O. Mohan, O. A. Fakayode and A. Kumar, Biofuel production from pipeline-transported lignocellulosic biomass via hydrothermal liquefaction: Process optimization and product characterization, *Biomass Bioenergy*, 2025, **202**, 108210, DOI: [10.1016/J.BIOMBIOE.2025.108210](https://doi.org/10.1016/J.BIOMBIOE.2025.108210).
- 120 P. Tirumareddy, B. R. Patra, V. B. Borugadda and A. K. Dalai, Co-hydrothermal liquefaction of waste biomass: Comparison of various feedstocks and process optimization, *Bioresour. Technol. Rep.*, 2024, **27**, 101898, DOI: [10.1016/J.BITEB.2024.101898](https://doi.org/10.1016/J.BITEB.2024.101898).
- 121 N. Jokinen, *et al.*, Valorization potential of the aqueous products from hydrothermal liquefaction and stepwise slow pyrolysis of wood bark and hemp hurds with yields and product comparison, *Bioresour. Technol. Rep.*, 2023, **21**, 101385, DOI: [10.1016/J.BITEB.2023.101385](https://doi.org/10.1016/J.BITEB.2023.101385).
- 122 J. Yip, M. Chen, Y. S. Szeto and S. Yan, Comparative study of liquefaction process and liquefied products from bamboo using different organic solvents, *Bioresour. Technol.*, 2009, **100**(24), 6674–6678, DOI: [10.1016/J.BIORTECH.2009.07.045](https://doi.org/10.1016/J.BIORTECH.2009.07.045).
- 123 Z. Liu and F. S. Zhang, Effects of various solvents on the liquefaction of biomass to produce fuels and chemical feedstocks, *Energy Convers. Manag.*, 2008, **49**(12), 3498–3504, DOI: [10.1016/J.ENCONMAN.2008.08.009](https://doi.org/10.1016/J.ENCONMAN.2008.08.009).
- 124 Y. Qian, C. Zuo, J. Tan and J. He, Structural analysis of bio-oils from sub- and supercritical water liquefaction of woody biomass, *Energy*, 2007, **32**(3), 196–202, DOI: [10.1016/J.ENERGY.2006.03.027](https://doi.org/10.1016/J.ENERGY.2006.03.027).
- 125 H. Durak and T. Aysu, Effects of catalysts and solvents on liquefaction of *Onopordum heteracanthum* for production of bio-oils, *Bioresour. Technol.*, 2014, **166**, 309–317, DOI: [10.1016/J.BIORTECH.2014.05.051](https://doi.org/10.1016/J.BIORTECH.2014.05.051).
- 126 Y. Qu, X. Wei and C. Zhong, Experimental study on the direct liquefaction of *Cunninghamia lanceolata* in water, *Energy*, 2003, **28**(7), 597–606, DOI: [10.1016/S0360-5442\(02\)00178-0](https://doi.org/10.1016/S0360-5442(02)00178-0).
- 127 C. Xu and T. Etcheverry, Hydro-liquefaction of woody biomass in sub- and super-critical ethanol with iron-based catalysts, *Fuel*, 2008, **87**(3), 335–345, DOI: [10.1016/J.FUEL.2007.05.013](https://doi.org/10.1016/J.FUEL.2007.05.013).
- 128 M. Hupa, O. Karlström and E. Vainio, Biomass combustion technology development – It is all about chemical details, *Proc. Combust. Inst.*, 2017, **36**(1), 113–134, DOI: [10.1016/J.PROCI.2016.06.152](https://doi.org/10.1016/J.PROCI.2016.06.152).
- 129 B. Yan, *et al.*, Application of optical diagnosis technology in biomass combustion, *Biomass Bioenergy*, 2024, **184**, 107198, DOI: [10.1016/J.BIOMBIOE.2024.107198](https://doi.org/10.1016/J.BIOMBIOE.2024.107198).
- 130 J. Li, M. C. Paul, P. L. Younger, I. Watson, M. Hossain and S. Welch, Characterization of biomass combustion at high temperatures based on an upgraded single particle model, *Appl. Energy*, 2015, **156**, 749–755, DOI: [10.1016/J.APENERGY.2015.04.027](https://doi.org/10.1016/J.APENERGY.2015.04.027).
- 131 S. A. El-Sayed, M. E. Mostafa, T. M. Khass, E. H. Noseir and M. A. Ismail, Combustion and mass loss behavior and



- characteristics of a single biomass pellet positioning at different orientations in a fixed bed reactor, *Biomass Convers. Biorefin.*, 2024, **14**(14), 15373–15393, DOI: [10.1007/S13399-023-03767-Z/FIGURES/7](https://doi.org/10.1007/S13399-023-03767-Z/FIGURES/7).
- 132 J. Riaza, *et al.*, Combustion of single biomass particles in air and in oxy-fuel conditions, *Biomass Bioenergy*, 2014, **64**, 162–174, DOI: [10.1016/J.BIOMBIOE.2014.03.018](https://doi.org/10.1016/J.BIOMBIOE.2014.03.018).
- 133 O. Karlström, A. Brink and M. Hupa, Time dependent production of NO from combustion of large biomass char particles, *Fuel*, 2013, **103**, 524–532, DOI: [10.1016/J.FUEL.2012.06.030](https://doi.org/10.1016/J.FUEL.2012.06.030).
- 134 A. Toptas, Y. Yildirim, G. Duman and J. Yanik, Combustion behavior of different kinds of torrefied biomass and their blends with lignite, *Bioresour. Technol.*, 2015, **177**, 328–336, DOI: [10.1016/J.BIORTECH.2014.11.072](https://doi.org/10.1016/J.BIORTECH.2014.11.072).
- 135 X. Liu, M. Chen and Y. Wei, Combustion behavior of corncob/bituminous coal and hardwood/bituminous coal, *Renew. Energy*, 2015, **81**, 355–365, DOI: [10.1016/J.RENENE.2015.03.021](https://doi.org/10.1016/J.RENENE.2015.03.021).
- 136 P. E. Mason, L. I. Darvell, J. M. Jones, M. Pourkashanian and A. Williams, Single particle flame-combustion studies on solid biomass fuels, *Fuel*, 2015, **151**, 21–30, DOI: [10.1016/J.FUEL.2014.11.088](https://doi.org/10.1016/J.FUEL.2014.11.088).
- 137 Y. Haseli, J. A. van Oijen and L. P. H. de Goey, A detailed one-dimensional model of combustion of a woody biomass particle, *Bioresour. Technol.*, 2011, **102**(20), 9772–9782, DOI: [10.1016/J.BIORTECH.2011.07.075](https://doi.org/10.1016/J.BIORTECH.2011.07.075).
- 138 J. Zhang, *et al.*, Synergistic effect and volatile emission characteristics during co-combustion of biomass and low-rank coal, *Energy*, 2024, **289**, 130015, DOI: [10.1016/J.ENERGY.2023.130015](https://doi.org/10.1016/J.ENERGY.2023.130015).
- 139 H. Bi, C. Wang, Q. Lin, X. Jiang, C. Jiang and L. Bao, Combustion behavior, kinetics, gas emission characteristics and artificial neural network modeling of coal gangue and biomass via TG-FTIR, *Energy*, 2020, **213**, 118790, DOI: [10.1016/J.ENERGY.2020.118790](https://doi.org/10.1016/J.ENERGY.2020.118790).
- 140 P. Thornley, Increasing biomass based power generation in the UK, *Energy Policy*, 2006, **34**(15), 2087–2099, DOI: [10.1016/J.ENPOL.2005.02.006](https://doi.org/10.1016/J.ENPOL.2005.02.006).
- 141 D. R. McIlveen-Wright, *et al.*, A technical and economic analysis of three large scale biomass combustion plants in the UK, *Appl. Energy*, 2013, **112**, 396–404, DOI: [10.1016/J.APENERGY.2012.12.051](https://doi.org/10.1016/J.APENERGY.2012.12.051).
- 142 A. A. Khan, W. de Jong, P. J. Jansens and H. Spliethoff, Biomass combustion in fluidized bed boilers: Potential problems and remedies, *Fuel Process. Technol.*, 2009, **90**(1), 21–50, DOI: [10.1016/J.FUPROC.2008.07.012](https://doi.org/10.1016/J.FUPROC.2008.07.012).
- 143 S. Rajaram, Next generation CFBC, *Chem. Eng. Sci.*, 1999, **54**(22), 5565–5571, DOI: [10.1016/S0009-2509\(99\)00288-2](https://doi.org/10.1016/S0009-2509(99)00288-2).
- 144 X. Ke, *et al.*, Development of biomass-fired circulating fluidized bed boiler with high steam parameters based on theoretical analysis and industrial practices, *J. Energy Inst.*, 2022, **105**, 415–423, DOI: [10.1016/J.JOEL.2022.10.011](https://doi.org/10.1016/J.JOEL.2022.10.011).
- 145 *Power from Waste: The World's Biggest Biomass Power Plants*, Accessed: Jan. 14, 2025. [Online]. Available: <https://www.power-technology.com/features/featurepower-from-waste-the-worlds-biggest-biomass-power-plants-4205990/?cf-view>.
- 146 *OPET-organisations for the Promotion of Energy Technologies the World's Largest Biofuel CHP Plant Alholmens Kraft, Pietarsaari*, Accessed: Jan. 14, 2025. [Online]. Available: <https://www.tekes.fi/opet/>.
- 147 Y. A. Begum, S. Kumari, S. K. Jain and M. C. Garg, A review on waste biomass-to-energy: integrated thermochemical and biochemical conversion for resource recovery, *Environ. Sci. Adv.*, 2024, **3**(9), 1197–1216, DOI: [10.1039/D4VA00109E](https://doi.org/10.1039/D4VA00109E).
- 148 M. Volpe, E. Parvari, D. Mahajan and E. L. Hewitt, A Review of Biomass Pyrolysis for Production of Fuels: Chemistry, Processing, and Techno-Economic Analysis, *Biomass*, 2025, **5**, 54, DOI: [10.3390/BIOMASS5030054](https://doi.org/10.3390/BIOMASS5030054).
- 149 E. Danso-Boateng, O.-W. Achaw, E. Danso-Boateng and O.-W. Achaw, Bioenergy and biofuel production from biomass using thermochemical conversions technologies—a review, *AIMS Energy*, 2022, **4**, 585–585647, DOI: [10.3934/ENERGY.2022030](https://doi.org/10.3934/ENERGY.2022030).
- 150 H. Ge, J. Zheng and H. Xu, Advances in machine learning for high value-added applications of lignocellulosic biomass, *Bioresour. Technol.*, 2023, **369**, 128481, DOI: [10.1016/J.BIORTECH.2022.128481](https://doi.org/10.1016/J.BIORTECH.2022.128481).
- 151 M. Meena, S. Shubham, K. Paritosh, N. Pareek and V. Vivekanand, Production of biofuels from biomass: Predicting the energy employing artificial intelligence modelling, *Bioresour. Technol.*, 2021, **340**, 125642, DOI: [10.1016/J.BIORTECH.2021.125642](https://doi.org/10.1016/J.BIORTECH.2021.125642).
- 152 A. Kumar Sharma, P. Kumar Ghodke, N. Goyal, S. Nethaji and W. H. Chen, Machine learning technology in biohydrogen production from agriculture waste: Recent advances and future perspectives, *Bioresour. Technol.*, 2022, **364**, 128076, DOI: [10.1016/J.BIORTECH.2022.128076](https://doi.org/10.1016/J.BIORTECH.2022.128076).
- 153 R. Wang, *et al.*, Enhancing biomass conversion to bioenergy with machine learning: Gains and problems, *Sci. Total Environ.*, 2024, **927**, 172310, DOI: [10.1016/J.SCITOTENV.2024.172310](https://doi.org/10.1016/J.SCITOTENV.2024.172310).
- 154 J. E. Schmidt and P. Cihan, Bayesian Hyperparameter Optimization of Machine Learning Models for Predicting Biomass Gasification Gases, *Appl. Sci.*, 2025, **15**, 1018, DOI: [10.3390/APP15031018](https://doi.org/10.3390/APP15031018).
- 155 F. E. Yatim, *et al.*, Blending biomass-based liquid biofuels for a circular economy: Measuring and predicting density for biodiesel and hydrocarbon mixtures at high pressures and temperatures by machine learning approach, *Renew. Energy*, 2024, **234**, 121146, DOI: [10.1016/J.RENENE.2024.121146](https://doi.org/10.1016/J.RENENE.2024.121146).
- 156 A. Butean, I. Cutean, R. Barbero, J. Enriquez and A. Matei, A Review of Artificial Intelligence Applications for Biorefineries and Bioprocessing: From Data-Driven Processes to Optimization Strategies and Real-Time Control, *Processes*, 2025, **13**, 2544, DOI: [10.3390/PR13082544](https://doi.org/10.3390/PR13082544).
- 157 I. Rojek, D. Mikołajewski, A. Mroziński and M. Macko, Green Energy Management in Manufacturing Based on Demand Prediction by Artificial Intelligence—A Review,



- Electronics*, 2024, **13**, 3338, DOI: [10.3390/ELECTRONICS13163338](https://doi.org/10.3390/ELECTRONICS13163338).
- 158 O. I. Abiodun, A. Jantan, A. E. Omolara, K. V. Dada, N. A. E. Mohamed and H. Arshad, State-of-the-art in artificial neural network applications: A survey, *Heliyon*, 2018, **4**(11), e00938, DOI: [10.1016/J.HELIYON.2018.E00938/ASSET/85B25AED-7CEE-48F9-8F25-73F74B8D991E/MAIN.ASSETS/GR6.JPG](https://doi.org/10.1016/J.HELIYON.2018.E00938/ASSET/85B25AED-7CEE-48F9-8F25-73F74B8D991E/MAIN.ASSETS/GR6.JPG).
- 159 M. Khan, *et al.*, Applications of machine learning in thermochemical conversion of biomass-A review, *Fuel*, 2023, **332**, 126055, DOI: [10.1016/J.FUEL.2022.126055](https://doi.org/10.1016/J.FUEL.2022.126055).
- 160 X. Yang, C. Yuan, S. He, D. Jiang, B. Cao and S. Wang, Machine learning prediction of specific capacitance in biomass derived carbon materials: Effects of activation and biochar characteristics, *Fuel*, 2023, **331**, 125718, DOI: [10.1016/J.FUEL.2022.125718](https://doi.org/10.1016/J.FUEL.2022.125718).
- 161 M. Madadi, E. Kargaran, S. Al Azad, M. Saleknezhad, E. Zhang and F. Sun, Machine learning-driven optimization of biphasic pretreatment conditions for enhanced lignocellulosic biomass fractionation, *Energy*, 2025, **326**, 136241, DOI: [10.1016/J.ENERGY.2025.136241](https://doi.org/10.1016/J.ENERGY.2025.136241).
- 162 Y. Qiao, E. Kargaran, H. Ji, M. Madadi, S. Rafieyan and D. Liu, Data-driven insights for enhanced cellulose conversion to 5-hydroxymethylfurfural using machine learning, *Bioresour. Technol.*, 2025, **430**, 132582, DOI: [10.1016/J.BIORTECH.2025.132582](https://doi.org/10.1016/J.BIORTECH.2025.132582).
- 163 Y. Ayub and J. Ren, Co-Pyrolysis of biomass and plastic waste: Process prediction and optimization based on Artificial Intelligence and response optimizer surrogate model, *Process Saf. Environ. Prot.*, 2024, **186**, 612–624, DOI: [10.1016/J.PSEP.2024.04.049](https://doi.org/10.1016/J.PSEP.2024.04.049).
- 164 N. S. Rajpurohit, P. K. Kamani, M. Lenka and C. S. Rao, Predictive modeling of product yields in microwave-assisted co-pyrolysis of biomass and plastic with enhanced interpretability using explainable AI approaches, *J. Anal. Appl. Pyrolysis*, 2025, **188**, 107021, DOI: [10.1016/J.JAAP.2025.107021](https://doi.org/10.1016/J.JAAP.2025.107021).
- 165 Z. Ullah, *et al.*, A comparative study of machine learning methods for bio-oil yield prediction – A genetic algorithm-based features selection, *Bioresour. Technol.*, 2021, **335**, 125292, DOI: [10.1016/J.BIORTECH.2021.125292](https://doi.org/10.1016/J.BIORTECH.2021.125292).
- 166 M. Khan, Z. Ullah, O. Mašek, S. Raza Naqvi and M. Nouman Aslam Khan, Artificial neural networks for the prediction of biochar yield: A comparative study of metaheuristic algorithms, *Bioresour. Technol.*, 2022, **355**, 127215, DOI: [10.1016/J.BIORTECH.2022.127215](https://doi.org/10.1016/J.BIORTECH.2022.127215).
- 167 T. Onsee and N. Tippayawong, Machine learning application to predict yields of solid products from biomass torrefaction, *Renew. Energy*, 2021, **167**, 425–432, DOI: [10.1016/J.RENENE.2020.11.099](https://doi.org/10.1016/J.RENENE.2020.11.099).
- 168 X. Zhou, J. Zhao, M. Chen, S. Wu, G. Zhao and S. Xu, Effects of hydration parameters on chemical properties of biocrudes based on machine learning and experiments, *Bioresour. Technol.*, 2022, **350**, 126923, DOI: [10.1016/J.BIORTECH.2022.126923](https://doi.org/10.1016/J.BIORTECH.2022.126923).
- 169 S. Wu, J. Zhao, C. Li, X. Li, Z. Xu and H. Wang, Machine learning prediction of bio-polyol yields and hydroxyl values from acid-catalyzed liquefaction of lignocellulosic biomass, *Ind. Crops Prod.*, 2024, **218**, 119022, DOI: [10.1016/J.INDCROP.2024.119022](https://doi.org/10.1016/J.INDCROP.2024.119022).
- 170 S. Sezer and U. Özveren, Investigation of syngas exergy value and hydrogen concentration in syngas from biomass gasification in a bubbling fluidized bed gasifier by using machine learning, *Int. J. Hydrogen Energy*, 2021, **46**(39), 20377–20396, DOI: [10.1016/J.IJHYDENE.2021.03.184](https://doi.org/10.1016/J.IJHYDENE.2021.03.184).
- 171 A. Sakheta, T. Raj, R. Nayak, I. O'Hara and J. Ramirez, Improved prediction of biomass gasification models through machine learning, *Comput. Chem. Eng.*, 2024, **191**, 108834, DOI: [10.1016/J.COMPCHEMENG.2024.108834](https://doi.org/10.1016/J.COMPCHEMENG.2024.108834).
- 172 H. A. Baloch, *et al.*, Recent advances in production and upgrading of bio-oil from biomass: A critical overview, *J. Environ. Chem. Eng.*, 2018, **6**(4), 5101–5118, DOI: [10.1016/J.JECE.2018.07.050](https://doi.org/10.1016/J.JECE.2018.07.050).
- 173 F. Stankovikj, A. G. McDonald, G. L. Helms, M. V. Olarte and M. Garcia-Perez, Characterization of the Water-Soluble Fraction of Woody Biomass Pyrolysis Oils, *Energy Fuels*, 2017, **31**(2), 1650–1664, DOI: [10.1021/ACS.ENERGYFUELS.6B02950/SUPPL_FILE/EF6B02950_SI_001.PDF](https://doi.org/10.1021/ACS.ENERGYFUELS.6B02950/SUPPL_FILE/EF6B02950_SI_001.PDF).
- 174 M. Garcia-Perez, S. Wang, J. Shen, M. Rhodes, W. J. Lee and C. Z. Li, Effects of Temperature on the Formation of Lignin-Derived Oligomers during the Fast Pyrolysis of Mallee Woody Biomass, *Energy Fuels*, 2008, **22**(3), 2022–2032, DOI: [10.1021/EF7007634](https://doi.org/10.1021/EF7007634).
- 175 Y. Han, *et al.*, Hydrotreatment of pyrolysis bio-oil: A review, *Fuel Process. Technol.*, 2019, **195**, 106140, DOI: [10.1016/J.FUPROC.2019.106140](https://doi.org/10.1016/J.FUPROC.2019.106140).
- 176 J. G. M. Ucella-Filho, *et al.*, Antiviral potential of bio-oil from Citrus sinensis waste wood as a therapeutic approach against COVID-19, *J. Clean. Prod.*, 2024, **447**, 141583, DOI: [10.1016/J.JCLEPRO.2024.141583](https://doi.org/10.1016/J.JCLEPRO.2024.141583).
- 177 A. D. Abd-Elnabi, E. Abdel Fattah El-sawy and E. M. El-Adawy, Insecticidal effects of the fast pyrolysis bio-oil against *Spodoptera littoralis* and *Aphis gossypii* insect pests, *J. Asia Pac. Entomol.*, 2024, **27**(2), 102237, DOI: [10.1016/J.ASPEN.2024.102237](https://doi.org/10.1016/J.ASPEN.2024.102237).
- 178 M. Ahmad, *et al.*, Biochar as a sorbent for contaminant management in soil and water: A review, *Chemosphere*, 2014, **99**, 19–33, DOI: [10.1016/J.CHEMOSPHERE.2013.10.071](https://doi.org/10.1016/J.CHEMOSPHERE.2013.10.071).
- 179 J. S. Cha, *et al.*, Production and utilization of biochar: A review, *J. Ind. Eng. Chem.*, 2016, **40**, 1–15, DOI: [10.1016/J.JIEC.2016.06.002](https://doi.org/10.1016/J.JIEC.2016.06.002).
- 180 Y. Chen, X. Zhang, W. Chen, H. Yang and H. Chen, The structure evolution of biochar from biomass pyrolysis and its correlation with gas pollutant adsorption performance, *Bioresour. Technol.*, 2017, **246**, 101–109, DOI: [10.1016/J.BIORTECH.2017.08.138](https://doi.org/10.1016/J.BIORTECH.2017.08.138).
- 181 H. Kazemi Shariat Panahi, *et al.*, A comprehensive review of engineered biochar: Production, characteristics, and environmental applications, *J. Clean. Prod.*, 2020, **270**, 122462, DOI: [10.1016/J.JCLEPRO.2020.122462](https://doi.org/10.1016/J.JCLEPRO.2020.122462).



- 182 Y. Xie, *et al.*, A critical review on production, modification and utilization of biochar, *J. Anal. Appl. Pyrolysis*, 2022, **161**, 105405, DOI: [10.1016/J.JAAP.2021.105405](https://doi.org/10.1016/J.JAAP.2021.105405).
- 183 D. V. Cuong, *et al.*, A critical review on biochar-based engineered hierarchical porous carbon for capacitive charge storage, *Renew. Sustain. Energy Rev.*, 2021, **145**, 111029, DOI: [10.1016/J.RSER.2021.111029](https://doi.org/10.1016/J.RSER.2021.111029).
- 184 S. Nambyaruveetil, L. Ali, M. B. Beg, A. Khaleel and M. Altarawneh, Novel biochar-based hybrid support catalyst for the selective hydrogenation of 1,3-butadiene: A complete conversion with exceptional deactivation resistance, *Chem. Eng. J. Adv.*, 2025, **23**, 100779, DOI: [10.1016/J.CEJA.2025.100779](https://doi.org/10.1016/J.CEJA.2025.100779).
- 185 S. Packialakshmi, B. Anuradha, K. Nagamani, J. Sarala Devi and S. Sujatha, Treatment of industrial wastewater using coconut shell based activated carbon, *Mater. Today Proc.*, 2023, **81**(2), 1167–1171, DOI: [10.1016/J.MATPR.2021.04.548](https://doi.org/10.1016/J.MATPR.2021.04.548).
- 186 V. Ahuja, *et al.*, Biochar: Empowering the future of energy production and storage, *J. Anal. Appl. Pyrolysis*, 2024, **177**, 106370, DOI: [10.1016/J.JAAP.2024.106370](https://doi.org/10.1016/J.JAAP.2024.106370).
- 187 Y. Zhang, J. Zhang, K. Song and W. Lv, Potential of biochar derived from three biomass wastes as an electrode catalyzing oxygen reduction reaction, *Environ. Pollut. Bioavailab.*, 2022, **34**(1), 42–50, DOI: [10.1080/26395940.2021.2022538](https://doi.org/10.1080/26395940.2021.2022538).
- 188 S. Nambyaruveetil, L. Ali, M. B. Beg, A. Khaleel and M. Altarawneh, A novel Ni–zeolite–biochar green catalyst: optimization of composition and preparation strategy revealed by TPR, TPD, and XPS, *Mater. Sci. Eng. B*, 2025, **321**, 118566, DOI: [10.1016/J.MSEB.2025.118566](https://doi.org/10.1016/J.MSEB.2025.118566).
- 189 D. W. Cho, S. H. Cho, H. Song and E. E. Kwon, Carbon dioxide assisted sustainability enhancement of pyrolysis of waste biomass: A case study with spent coffee ground, *Bioresour. Technol.*, 2015, **189**, 1–6, DOI: [10.1016/J.BIORTECH.2015.04.002](https://doi.org/10.1016/J.BIORTECH.2015.04.002).
- 190 T. Sizmur, T. Fresno, G. Akgül, H. Frost and E. Moreno-Jiménez, Biochar modification to enhance sorption of inorganics from water, *Bioresour. Technol.*, 2017, **246**, 34–47, DOI: [10.1016/J.BIORTECH.2017.07.082](https://doi.org/10.1016/J.BIORTECH.2017.07.082).
- 191 B. Igliński, W. Kujawski and U. Kielkowska, Pyrolysis of Waste Biomass: Technical and Process Achievements, and Future Development—A Review, *Energies*, 2023, **16**, 1829, DOI: [10.3390/EN16041829](https://doi.org/10.3390/EN16041829).
- 192 C. S. Damian, Y. Devarajan, T. Raja and R. Jayabal, A comprehensive review of biomass pyrolysis for hydrogen production in India, *Process Saf. Environ. Prot.*, 2024, **190**, 646–662, DOI: [10.1016/J.PSEP.2024.07.034](https://doi.org/10.1016/J.PSEP.2024.07.034).
- 193 T. Kan, V. Strezov and T. J. Evans, Lignocellulosic biomass pyrolysis: A review of product properties and effects of pyrolysis parameters, *Renew. Sustain. Energy Rev.*, 2016, **57**, 1126–1140, DOI: [10.1016/J.RSER.2015.12.185](https://doi.org/10.1016/J.RSER.2015.12.185).
- 194 Y. Zhang, *et al.*, A review of biomass pyrolysis gas: Forming mechanisms, influencing parameters, and product application upgrades, *Fuel*, 2023, **347**, 128461, DOI: [10.1016/J.FUEL.2023.128461](https://doi.org/10.1016/J.FUEL.2023.128461).
- 195 M. Yu, *et al.*, A 4E analysis of a novel coupling process of syngas purification and CO₂ capture, transcritical CO₂ power and absorption refrigeration, *Chem.–Eng. J.*, 2022, **445**, 136757, DOI: [10.1016/J.CEJ.2022.136757](https://doi.org/10.1016/J.CEJ.2022.136757).
- 196 P. Straka and J. Cihlář, Conversion of Biomass to Energy-Rich Gas by Catalyzed Pyrolysis in a Sealed Pressure Reactor, *Processes*, 2025, **13**, 1692, DOI: [10.3390/PR13061692](https://doi.org/10.3390/PR13061692).
- 197 M. B. Brands, P. Beuel, F. Torres-Rivera, R. Beckmüller, M. S. Ayoub and P. Stenzel, Optimization of biomethane production from purified biowaste pyrolysis gas: A comparative techno-economic assessment, *Renew. Energy*, 2025, **245**, 122865, DOI: [10.1016/J.RENENE.2025.122865](https://doi.org/10.1016/J.RENENE.2025.122865).
- 198 C. Guo, K. T. V. Rao, Z. Yuan, S. (Quan) He, S. Rohani and C. Charles) Xu, Hydrodeoxygenation of fast pyrolysis oil with novel activated carbon-supported NiP and CoP catalysts, *Chem. Eng. Sci.*, 2018, **178**, 248–259, DOI: [10.1016/J.CES.2017.12.048](https://doi.org/10.1016/J.CES.2017.12.048).
- 199 L. Ali, M. S. Kuttiyathil and M. Altarawneh, Catalytic upgrading of the polymeric constituents in Covid-19 masks, *J. Environ. Chem. Eng.*, 2022, **10**(1), 106978, DOI: [10.1016/j.jece.2021.106978](https://doi.org/10.1016/j.jece.2021.106978).
- 200 N. Chaihad, S. Karnjanakom, A. Abudula and G. Guan, Zeolite-based cracking catalysts for bio-oil upgrading: A critical review, *Resour. Chem. Mater.*, 2022, **1**(2), 167–183, DOI: [10.1016/J.RECM.2022.03.002](https://doi.org/10.1016/J.RECM.2022.03.002).
- 201 M. M. Rahman, R. Liu and J. Cai, Catalytic fast pyrolysis of biomass over zeolites for high quality bio-oil – A review, *Fuel Process. Technol.*, 2018, **180**, 32–46, DOI: [10.1016/J.FUPROC.2018.08.002](https://doi.org/10.1016/J.FUPROC.2018.08.002).
- 202 P. Soldatos, *et al.*, Conversion of beechwood organosolv lignin via fast pyrolysis and in situ catalytic upgrading towards aromatic and phenolic-rich bio-oil, *Sustain. Chem. Environ.*, 2024, **6**, 100107, DOI: [10.1016/J.SCENV.2024.100107](https://doi.org/10.1016/J.SCENV.2024.100107).
- 203 V. Chaerusani, *et al.*, In-situ catalytic upgrading of bio-oils from rapid pyrolysis of torrefied giant miscanthus (*Miscanthus x giganteus*) over copper-magnesium bimetal modified HZSM-5, *Appl. Energy*, 2024, **353**, 122110, DOI: [10.1016/J.APENERGY.2023.122110](https://doi.org/10.1016/J.APENERGY.2023.122110).
- 204 A. M. Venezia, X-ray photoelectron spectroscopy (XPS) for catalysts characterization, *Catal. Today*, 2003, **77**(4), 359–370, DOI: [10.1016/S0920-5861\(02\)00380-2](https://doi.org/10.1016/S0920-5861(02)00380-2).
- 205 A. Yaghi, L. Ali, T. Shittu, M. S. Kuttiyathil, A. Khaleel and M. Altarawneh, Hydrodeoxygenation of Vapor Anisole over Nickel/Cobalt and Alumina/Zeolite Supported Catalysts, *Catal. Surv. Asia*, 2024, **28**(1), 48–57, DOI: [10.1007/S10563-023-09409-8/METRICS](https://doi.org/10.1007/S10563-023-09409-8/METRICS).
- 206 O. Ismail, *et al.*, Hydro-deoxygenation of waste biomass pyrolysates on cobalt-sulfided catalyst for the production of BTX fuels, *Case Stud. Chem. Environ. Eng.*, 2024, **9**, 100734, DOI: [10.1016/J.CSCEE.2024.100734](https://doi.org/10.1016/J.CSCEE.2024.100734).
- 207 L. Ali, *et al.*, Catalytic upgrading of bio-oil from halophyte seeds into transportation fuels, *J. Bioresour. Bioprod.*, 2023, **8**(4), 444–460, DOI: [10.1016/J.JOBAB.2023.10.002](https://doi.org/10.1016/J.JOBAB.2023.10.002).
- 208 S. De, B. Saha and R. Luque, Hydrodeoxygenation processes: Advances on catalytic transformations of



- biomass-derived platform chemicals into hydrocarbon fuels, *Bioresour. Technol.*, 2015, **178**, 108–118, DOI: [10.1016/J.BIORTECH.2014.09.065](https://doi.org/10.1016/j.biortech.2014.09.065).
- 209 A. Dimitriadis, G. Meletidis, U. Pfisterer, M. Auersvald, D. Kubička and S. Bezergianni, Integration of stabilized bio-oil in light cycle oil hydrotreatment unit targeting hybrid fuels, *Fuel Process. Technol.*, 2022, **230**, 107220, DOI: [10.1016/J.FUPROC.2022.107220](https://doi.org/10.1016/j.fuproc.2022.107220).
- 210 S. Li, Y. Wu, M. U. Dao, E. N. Dragoi and C. Xia, Spotlighting of the role of catalysis for biomass conversion to green fuels towards a sustainable environment: Latest innovation avenues, insights, challenges, and future perspectives, *Chemosphere*, 2023, **318**, 137954, DOI: [10.1016/J.CHEMOSPHERE.2023.137954](https://doi.org/10.1016/J.CHEMOSPHERE.2023.137954).
- 211 M. S. Kuttiyathil, *et al.*, Catalytic upgrading of pyrolytic bio-oil from *Salicornia bigelovii* seeds for use as jet fuels: Exploring the ex-situ deoxygenation capabilities of Ni/Ze catalyst, *Bioresour. Technol. Rep.*, 2023, **22**, 101437, DOI: [10.1016/J.BITEB.2023.101437](https://doi.org/10.1016/J.BITEB.2023.101437).
- 212 K. Du, *et al.*, Interface enhanced catalytic hydrodeoxygenation of vanillin as a bio-oil model using Ni-based catalysts, *Chem.–Eng. J.*, 2025, **520**, 166037, DOI: [10.1016/J.CEJ.2025.166037](https://doi.org/10.1016/J.CEJ.2025.166037).
- 213 J. X. Xie, *et al.*, Highly efficient conversion of lignin bio-oil and derived phenols to cyclohexanols over low-loading Ni/C catalyst, *Fuel*, 2024, **371**, 132030, DOI: [10.1016/J.FUEL.2024.132030](https://doi.org/10.1016/J.FUEL.2024.132030).
- 214 A. R. K. Gollakota, *et al.*, Catalytic hydrodeoxygenation of bio-oil and model compounds - Choice of catalysts, and mechanisms, *Renew. Sustain. Energy Rev.*, 2023, **187**, 113700, DOI: [10.1016/J.RSER.2023.113700](https://doi.org/10.1016/J.RSER.2023.113700).
- 215 N. T. Machado, *et al.*, Upgrading/Deacidification of Bio-Oils by Liquid–Liquid Extraction Using Aqueous Methanol as a Solvent, *Energies*, 2024, **17**(11), 2713, DOI: [10.3390/EN17112713/S1](https://doi.org/10.3390/EN17112713/S1).
- 216 B. Zhao, *et al.*, Influence of extraction solvents on the recovery yields and properties of bio-oils from woody biomass liquefaction in sub-critical water, ethanol or water–ethanol mixed solvent, *Fuel*, 2022, **307**, 121930, DOI: [10.1016/J.FUEL.2021.121930](https://doi.org/10.1016/J.FUEL.2021.121930).
- 217 D. Chiaramonti, *et al.*, Development of emulsions from biomass pyrolysis liquid and diesel and their use in engines—Part 1 : emulsion production, *Biomass Bioenergy*, 2003, **25**(1), 85–99, DOI: [10.1016/S0961-9534\(02\)00183-6](https://doi.org/10.1016/S0961-9534(02)00183-6).
- 218 D. Chiaramonti, *et al.*, Development of emulsions from biomass pyrolysis liquid and diesel and their use in engines—Part 2: tests in diesel engines, *Biomass Bioenergy*, 2003, **25**(1), 101–111, DOI: [10.1016/S0961-9534\(02\)00184-8](https://doi.org/10.1016/S0961-9534(02)00184-8).
- 219 S. Bhat, V. B. Borugadda and A. K. Dalai, Emulsification of bio-crude produced from agricultural waste via hydrothermal liquefaction process, *Fuel*, 2021, **305**, 121602, DOI: [10.1016/J.FUEL.2021.121602](https://doi.org/10.1016/J.FUEL.2021.121602).
- 220 J. W. Chong, N. G. Chemmangattuvalappil, K. Muthoosamy and S. Thangalazhy-Gopakumar, Stable diesel and bio-oil emulsion through solvent extraction and ultrasonic aided emulsification, *Process Saf. Environ. Prot.*, 2024, **190**, 616–624, DOI: [10.1016/J.PSEP.2024.07.038](https://doi.org/10.1016/J.PSEP.2024.07.038).
- 221 X. L. Li, *et al.*, Green degradation of *Caragana korshinskii* to valuable bio-oils in supercritical CO₂-ethanol: Evaluation of CH and O moieties, *J. Anal. Appl. Pyrolysis*, 2023, **174**, 106154, DOI: [10.1016/J.JAAP.2023.106154](https://doi.org/10.1016/J.JAAP.2023.106154).
- 222 B. Rezvani, Novel techniques of pretreatments and post-treatments for bio-oil upgrading: A comprehensive review, *Biomass Bioenergy*, 2025, **201**, 108086, DOI: [10.1016/J.BIOMBIOE.2025.108086](https://doi.org/10.1016/J.BIOMBIOE.2025.108086).
- 223 Y. Fan, Y. Han, J. Zhu, Y. Chen, Y. Cai and W. Zhao, Production optimization of refined bio-oil through plasma coupling catalysis and composite zeolite effect of Al-SBA-15/HZSM-5, *Fuel*, 2023, **347**, 128494, DOI: [10.1016/J.FUEL.2023.128494](https://doi.org/10.1016/J.FUEL.2023.128494).
- 224 Z. P. Fu, *et al.*, Selective hydrodeoxygenation of guaiacol and bio-oil to cycloalkanes over Ni-based catalysts supported on altered H β zeolite, *Mol. Catal.*, 2025, **576**, 114932, DOI: [10.1016/J.MCAT.2025.114932](https://doi.org/10.1016/J.MCAT.2025.114932).
- 225 H. Hu, *et al.*, Unveiling the enhancement of catalytic activity and stability by single-atom Mo anchored to cationic vacancy for the catalytic hydrodeoxygenation of lignin to naphthenes, *Chem.–Eng. J.*, 2025, **505**, 159303, DOI: [10.1016/J.CEJ.2025.159303](https://doi.org/10.1016/J.CEJ.2025.159303).
- 226 S. Cheng, L. Wei, J. Julson and M. Rabnawaz, Upgrading pyrolysis bio-oil through hydrodeoxygenation (HDO) using non-sulfided Fe-Co/SiO₂ catalyst, *Energy Convers. Manag.*, 2017, **150**, 331–342, DOI: [10.1016/J.ENCONMAN.2017.08.024](https://doi.org/10.1016/J.ENCONMAN.2017.08.024).
- 227 A. R. Ardiyanti, A. Gutierrez, M. L. Honkela, A. O. I. Krause and H. J. Heeres, Hydrotreatment of wood-based pyrolysis oil using zirconia-supported mono- and bimetallic (Pt, Pd, Rh) catalysts, *Appl. Catal., A*, 2011, **407**(1–2), 56–66, DOI: [10.1016/J.APCATA.2011.08.024](https://doi.org/10.1016/J.APCATA.2011.08.024).
- 228 Y. Luo, V. K. Guda, E. B. Hassan, P. H. Steele, B. Mitchell and F. Yu, Hydrodeoxygenation of oxidized distilled bio-oil for the production of gasoline fuel type, *Energy Convers. Manag.*, 2016, **112**, 319–327, DOI: [10.1016/J.ENCONMAN.2015.12.047](https://doi.org/10.1016/J.ENCONMAN.2015.12.047).
- 229 A. H. Hamid, *et al.*, Transformation of levoglucosan into liquid fuel via catalytic upgrading over Ni-CeO₂ catalysts, *Mol. Catal.*, 2023, **547**, 113382, DOI: [10.1016/J.MCAT.2023.113382](https://doi.org/10.1016/J.MCAT.2023.113382).
- 230 Y. Xu, *et al.*, In situ hydrogenation of model compounds and raw bio-oil over Raney Ni catalyst, *Energy Convers. Manag.*, 2015, **89**, 188–196, DOI: [10.1016/J.ENCONMAN.2014.09.017](https://doi.org/10.1016/J.ENCONMAN.2014.09.017).
- 231 A. Sanna, T. P. Vispute and G. W. Huber, Hydrodeoxygenation of the aqueous fraction of bio-oil with Ru/C and Pt/C catalysts, *Appl. Catal., B*, 2015, **165**, 446–456, DOI: [10.1016/J.APCATB.2014.10.013](https://doi.org/10.1016/J.APCATB.2014.10.013).
- 232 O. Ismail, *et al.*, Selective formation of fuel BXT compounds from catalytic hydrodeoxygenation of waste biomass over Ni-decorated beta-zeolite, *Bioresour. Technol. Rep.*, 2023, **24**, 101616, DOI: [10.1016/J.BITEB.2023.101616](https://doi.org/10.1016/J.BITEB.2023.101616).



- 233 S. Xiu and A. Shahbazi, Bio-oil production and upgrading research: A review, *Renewable Sustainable Energy Rev.*, 2012, **16**(7), 4406–4414, DOI: [10.1016/j.rser.2012.04.028](https://doi.org/10.1016/j.rser.2012.04.028).
- 234 A. Carrasco Diaz, L. Abdelouahed, N. Brodu, V. Montes-Jiménez and B. Taouk, Upgrading of Pyrolysis Bio-Oil by Catalytic Hydrodeoxygenation, a Review Focused on Catalysts, Model Molecules, Deactivation, and Reaction Routes, *Molecules*, 2024, **29**, 4325, DOI: [10.3390/MOLECULES29184325](https://doi.org/10.3390/MOLECULES29184325).
- 235 Z. Tian, *et al.*, Hydrodeoxygenation of guaiacol as a model compound of pyrolysis lignin-oil over NiCo bimetallic catalyst: Reactivity and kinetic study, *Fuel*, 2022, **308**, 122034, DOI: [10.1016/J.FUEL.2021.122034](https://doi.org/10.1016/J.FUEL.2021.122034).
- 236 Y. Wu, *et al.*, Catalytic Hydrodeoxygenation of Pyrolysis Volatiles from Pine Nut Shell over Ni-V Bimetallic Catalysts Supported on Zeolites, *Catalysts*, 2025, **15**(5), 498, DOI: [10.3390/CATAL15050498/S1](https://doi.org/10.3390/CATAL15050498/S1).
- 237 X. Cao, J. Zhao, F. Long, X. Zhang, J. Xu and J. Jiang, Al-modified Pd@mSiO₂ core-shell catalysts for the selective hydrodeoxygenation of fatty acid esters: Influence of catalyst structure and Al atoms incorporation, *Appl. Catal., B*, 2022, **305**, 121068, DOI: [10.1016/J.APCATB.2022.121068](https://doi.org/10.1016/J.APCATB.2022.121068).
- 238 Y. Deng, *et al.*, Hydrodeoxygenation of phenolic compounds and lignin pyrolysis oil for the production of cyclohexanes over core-shell Ru@SiO₂-ZrO₂ catalyst with high stability, *Fuel*, 2026, **404**, 136219, DOI: [10.1016/J.FUEL.2025.136219](https://doi.org/10.1016/J.FUEL.2025.136219).
- 239 S. Shao, *et al.*, A review on the application of non-thermal plasma (NTP) in the conversion of biomass: Catalyst preparation, thermal utilization and catalyst regeneration, *Fuel*, 2022, **330**, 125420, DOI: [10.1016/J.FUEL.2022.125420](https://doi.org/10.1016/J.FUEL.2022.125420).
- 240 I. M. Smarte Anekwe and Y. Makarfi Isa, Unlocking catalytic longevity: a critical review of catalyst deactivation pathways and regeneration technologies, *Energy Adv.*, 2025, **4**(9), 1075–1113, DOI: [10.1039/D5YA00015G](https://doi.org/10.1039/D5YA00015G).
- 241 L. Pinard and C. Batiot-Dupeyrat, Non-thermal plasma for catalyst regeneration: A review, *Catal. Today*, 2024, **426**, 114372, DOI: [10.1016/J.CATTOD.2023.114372](https://doi.org/10.1016/J.CATTOD.2023.114372).
- 242 X. Li, H. Zhang, S. Shao, Z. Lv, S. Ge and Y. Cai, Direct non-thermal plasma regeneration of deactivated HZSM-5 for catalytic pyrolysis of rape straw, *J. Anal. Appl. Pyrolysis*, 2021, **157**, 105209, DOI: [10.1016/J.JAAP.2021.105209](https://doi.org/10.1016/J.JAAP.2021.105209).
- 243 Y. Shen, Biomass pretreatment for steam gasification toward H₂-rich syngas production – An overview, *Int. J. Hydrogen Energy*, 2024, **66**, 90–102, DOI: [10.1016/J.IJHYDENE.2024.04.096](https://doi.org/10.1016/J.IJHYDENE.2024.04.096).
- 244 H. S. Choi, Y. S. Choi and H. C. Park, Fast pyrolysis characteristics of lignocellulosic biomass with varying reaction conditions, *Renew. Energy*, 2012, **42**, 131–135, DOI: [10.1016/J.RENENE.2011.08.049](https://doi.org/10.1016/J.RENENE.2011.08.049).
- 245 J. Y. Zhu, Physical pretreatment - Woody biomass size reduction - For forest biorefinery, *ACS Symp. Ser.*, 2011, **1067**, 89–107, DOI: [10.1021/BK-2011-1067.CH004](https://doi.org/10.1021/BK-2011-1067.CH004).
- 246 Z. E. Zadeh, A. Abdulkhani, O. Aboelazayem and B. Saha, Recent Insights into Lignocellulosic Biomass Pyrolysis: A Critical Review on Pretreatment, Characterization, and Products Upgrading, *Processes*, 2020, **8**, 799, DOI: [10.3390/PR8070799](https://doi.org/10.3390/PR8070799).
- 247 S. Zhang, *et al.*, Liquefaction of Biomass and Upgrading of Bio-Oil: A Review, *Molecules*, 2019, **24**, 2250, DOI: [10.3390/MOLECULES24122250](https://doi.org/10.3390/MOLECULES24122250).
- 248 E. A. Silveira, *et al.*, Biofuel from agro-industrial residues as sustainable strategy for CO₂ mitigation: Statistical optimization of pequi seeds torrefaction, *Energy Convers. Manag.*, 2024, **304**, 118222, DOI: [10.1016/J.ENCONMAN.2024.118222](https://doi.org/10.1016/J.ENCONMAN.2024.118222).

