



Cite this: *Green Chem.*, 2024, **26**, 4199

Photoredox streamlines electrocatalysis: photoelectrosynthesis of polycyclic pyrimidin-4-ones through carbocyclization of unactivated alkenes with malonates†

Minglin Tao,^a Qin Feng,^a Kaixing Gong,^a Xuege Yang,^a Lou Shi,^a Qiaowen Chang^{*b} and Deqiang Liang^{†a}

Both polycyclic pyrimidin-4-one synthesis and the dehydrogenative coupling of malonates often require a redox agent, an elevated temperature, large amounts of transition-metal salts, and/or highly acidic/basic conditions, and the promising photoelectrocatalysis suffers from limited reaction patterns. We present herein a new photoelectrocatalytic mode and an electrolysis–photocatalysis–Brønsted base hybrid system for the synthesis of polycyclic pyrimidin-4-ones through dehydrogenative carbocyclization of unactivated alkenes with simple malonates under very mild and external-oxidant-free conditions. The reaction exhibits a good functional-group tolerance and is amenable for a gram-scale synthesis, and the sunlight could serve as the light source. Mechanistic studies suggest that the synergistic effect of light and electricity originates from the fast anchoring of an active electrochemical intermediate by the oxidative quenching photocatalytic cycle of Ir(ppy)₃.

Received 21st January 2024,
Accepted 27th February 2024

DOI: 10.1039/d4gc00352g

rs.c.li/greenchem

Introduction

Polycyclic pyrimidin-4-ones are found in the skeletons of many pharmaceuticals (Fig. 1a)^{1,2} and alkaloids (Fig. 1b),^{3–6} such as vibegron,¹ risperidone,² (–)-aglaroxin C,³ vasicinone,⁴ anisotin,⁵ and auranthine,⁶ and exhibit a broad range of important bioactivities. Tremendous efforts have been devoted to the construction of this structural motif, and conventionally the cycloaddition of 2-arylquinazolin-4-ones with one-⁷ or two-carbon synthons⁸ could afford 2,3-fused pyrimidin-4-ones (Scheme 1a). Alternatively, they could be prepared through the [4 + 2]-annulation of 1,4-dipoles such as isatoic anhydrides,⁹ isatins^{10–12} and 2-aminobenzoyls^{13–15} with 1,2-dipoles¹⁶ like 1,2,3,4-tetrahydroisoquinolines,^{11,13} isatins^{9,10} and pyridines (Scheme 1b).^{12,14} Both methodologies are rather appealing, yet generally proceed with a chemical oxidant and large amounts of transition-metal salts at a high temperature. Over the past

decade, the alkene difunctionalization¹⁷ and cyclization¹⁸ have proven to be particularly fruitful lines of research, and it has been found recently that *N*-tethered alkenyl group quinazolin-4-ones^{19–23} and *N*-cyanobenzamides²⁴ could undergo intriguing cyclizations to give fused quinazolin-4-ones, often at an elevated temperature and in the presence of a redox agent. On the other hand, the C–C bond formation is of fundamental interest in synthetic chemistry, and the dehydrogenative coupling of a C–H bond is most fascinating due to its atom- and

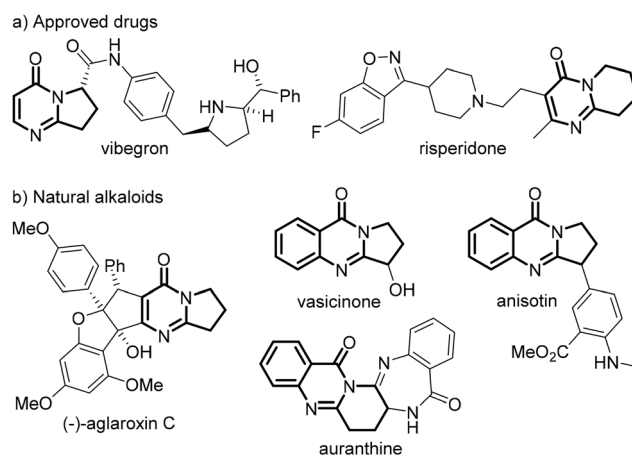


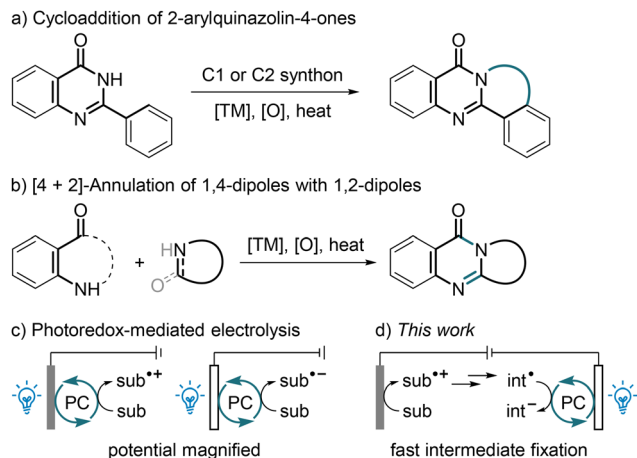
Fig. 1 (a) Selected examples of pyrimidin-4-one pharmaceuticals; (b) Selected examples of pyrimidin-4-one alkaloids.

^aYunnan Key Laboratory of Metal–Organic Molecular Materials and Device, School of Chemistry and Chemical Engineering, Kunming University, Kunming 650214, China. E-mail: shil090@nenu.edu.cn, liangdq695@nenu.edu.cn

^bState Key Laboratory of Advanced Technologies for Comprehensive Utilization of Platinum Metals, Kunming Institute of Precious Metals, Kunming 650106, China.

E-mail: changqiaowen@126.com

† Electronic supplementary information (ESI) available: Experimental details, spectral data, and copies of NMR spectra. See DOI: <https://doi.org/10.1039/d4gc00352g>



Scheme 1 Synthesis of polycyclic pyrimidin-4-ones and electrophotocatalysis.

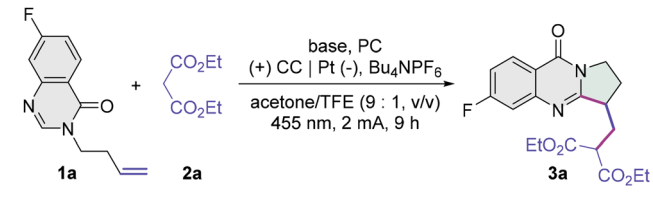
step-economy.²⁵ Malonates are readily available C–H feedstocks, and they could serve as nucleophiles to react with electrophiles usually using a stoichiometric excess of a base in the absence²⁶ or presence of a noble-metal catalyst.²⁷ Recent reports have revealed that a polarity-reversed malonate radical could be furnished upon the oxidation of the corresponding enolate, and such an electrophilic 1,3-dicarbonyl radical could be coupled with a wide range of acceptors^{28–31} as well as persistent radicals.³² Notwithstanding the extraordinary discoveries, these reactions frequently require as well high transition-metal loadings and/or highly acidic/basic conditions. Furthermore, it seems that the net-oxidative coupling of a malonate radical^{28–30} is more challenging than a redox-neutral one,³¹ because the former usually proceeds at an elevated temperature and is often restricted to fluoro-²⁸ or alkyl-activated malonates.²⁹ As a result, the development of green and mild protocols for the synthesis of polycyclic pyrimidin-4-ones and for the dehydrogenative coupling of simple malonates is still highly desirable.

Photocatalytic and electrochemical techniques have revolutionized modern organic synthesis over the past decade.³³ In addition, enterprising pioneers, including Lambert³⁴ and Xu,³⁵ combined the two techniques to harness the powers of both light and electricity, spawning a new paradigm of electrophotocatalysis and pushing the boundaries of redox chemistry.³⁶ Using a photocatalytic cycle as the electron shuttle between the reactants and an anode^{34,35,37–41} or cathode,⁴² a mild yet heterogeneous electrode potential might be turned into a homogeneous and highly biased excited-state potential, thus enabling the coupling of an inactive radical precursor, or enabling an improved reaction efficiency and/or a better functional-group tolerance (Scheme 1c). In some cases, the radical-photogeneration process involved the photoinduced ligand-to-metal charge transfer of CeCl_3 ³⁷ or FeCl_3 ,³⁸ or involved the hydrogen-atom transfer to an excited aryl ketone,³⁹ decatungstate⁴⁰ or riboflavin.⁴¹ In the case reported by Li and co-workers, light and electricity induced the same reaction

sequence simultaneously and independently.⁴³ It was also reported that visible light could be introduced to electrolysis to cleave a C/N/Cl–halogen bond⁴⁴ or to illuminate a photoanode.⁴⁵ Despite these exciting advances, to date photoelectrosynthesis is still rather underdeveloped, and its reaction types are very limited. Considering its characteristics of sustainability, mildness and robustness, such a hybrid strategy is highly promising, and the development of new reaction modes is of great significance. As a part of our ongoing interest in the green synthesis of heterocycles,⁴⁶ we report herein a photoelectrocatalytic construction of polycyclic pyrimidin-4-ones through the dehydrogenative carbocyclization of unactivated alkenes with simple malonates under mild conditions, wherein the diffusion issue, which is related to electrochemistry, of a key transient intermediate might be addressed through fast fixation by an oxidative quenching photocatalytic cycle (Scheme 1d). Similar synergistic effects were observed in two photoreductant-assisted electrochemical alkylations of quinolines, wherein the photocatalysts (PCs) were not regenerated at an electrode.^{47,48}

Results and discussion

Exploration of the photoelectrocatalytic carbocyclization was begun using 7-fluoro-3-homoallylquinazolin-4-one **1a** and diethyl malonate **2a** as model substrates (Table 1; see the ESI† for full details). The desired product alkylated dihydropyrroloquinazolinone **3a** was obtained in 54% NMR yield when the reaction was conducted in an undivided cell having a C cloth (CC) anode and a Pt plate cathode with K_2CO_3 (40 mol%) as the base, 4CzIPN (5 mol%) as the PC, Bu_4NPF_6 (1 equiv.) as the supporting electrolyte in acetone/2,2,2-trifluoroethanol (TFE, 9:1, v/v) under blue-light irradiation and 2.0 mA constant current conditions at room temperature for 9 h ($Q = 2.24 \text{ F mol}^{-1}$, entry 1). While *t*BuOK worked as well as K_2CO_3 (entry 2), the use of a weaker base such as KHCO_3 led to a depreciation in the yield (entry 3). A base catalyst is essential for this transformation, and we failed to access the desired product **3a** under base-free conditions (entry 4). A survey of solvents was then conducted. The use of acetone alone had a slightly deleterious effect on the reaction efficiency (entry 5), and the reaction in CH_3CN gave a poor yield of **3a** (entry 6). 1,2-Dichloroethane (DCE) proved ineffective for this transformation, probably due to the poor solubility of K_2CO_3 (entry 7). A comparable yield of 55% was achieved upon varying the ratio of acetone to TFE to 11:1 (entry 8). Interestingly, a slightly better yield was obtained when the photoreductant of $\text{Ir}(\text{ppy})_3$ was used as the PC (entry 9), whereas the use of $\text{Mes-Acr}^+\text{ClO}_4^-$, a potent photooxidant, furnished **3a** in a very low yield (entry 10). The yield was improved to 69% on reducing the current to 1.5 mA and prolonging the irradiation time to 12 h, suggesting the importance of the synchronization of electrocatalytic and photocatalytic steps (entry 11). Further increases in the yield were achieved by reducing the loadings of K_2CO_3 and $\text{Ir}(\text{ppy})_3$ and increasing the dosage of the electrolyte (entry 12). Whereas the absence of electricity led to no

Table 1 Optimization of the reaction conditions^a


Entry	Base	PC	Solvent	Yield ^b (%)
1	K ₂ CO ₃	4CzIPN	Acetone/TFE	54
2	<i>t</i> BuOK	4CzIPN	Acetone/TFE	50
3	KHCO ₃	4CzIPN	Acetone/TFE	20
4		4CzIPN	Acetone/TFE	0
5	K ₂ CO ₃	4CzIPN	Acetone	47
6	K ₂ CO ₃	4CzIPN	CH ₃ CN	28
7	K ₂ CO ₃	4CzIPN	DCE	0
8	K ₂ CO ₃	4CzIPN	Acetone/TFE ^c	55
9	K ₂ CO ₃	Ir(ppy) ₃	Acetone/TFE ^c	59
10	K ₂ CO ₃	Mes-Acr ⁺ ClO ₄ ⁻	Acetone/TFE ^c	16
11 ^d	K ₂ CO ₃	Ir(ppy) ₃	Acetone/TFE ^c	69
12 ^e	K ₂ CO ₃	Ir(ppy) ₃	Acetone/TFE ^c	75 (68) ^f
Entry	Deviation from entry 12			Yield ^b (%)
13	No electric current			0
14	No light			40
15	No PC			38

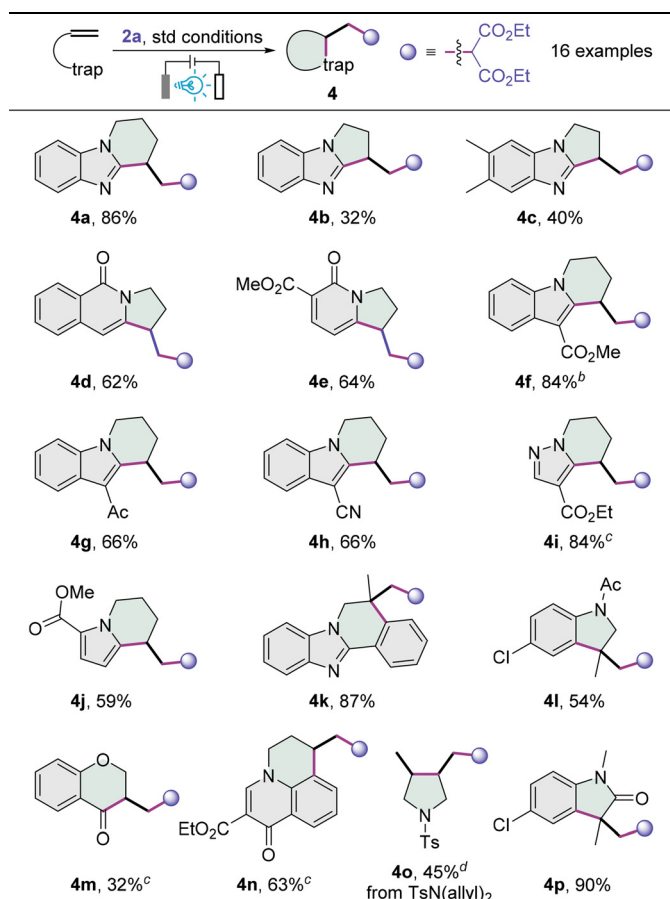
^a Reaction conditions: **1a** (0.3 mmol), **2a** (0.9 mmol), base (40 mol%, 0.12 mmol), PC (5 mol%, 0.015 mmol), Bu₄NPF₆ (0.3 mmol), acetone/TFE (9 : 1, v/v, 6.0 mL), 6 W blue LEDs (λ_{max} = 455 nm), CC anode (15 × 15 mm), platinum plate cathode (15 × 15 mm), undivided cell, 2.0 mA, Ar, room temperature, 9 h. ^b Yields were determined by ¹⁹F NMR analysis using trifluorotoluene as an internal standard. ^c acetone/TFE (11 : 1, v/v). ^d 1.5 mA, 12 h. ^e K₂CO₃ (10 mol%, 0.03 mmol), Ir(ppy)₃ (3 mol%, 0.009 mmol), Bu₄NPF₆ (1.5 equiv., 0.45 mmol), 1.5 mA, 12 h. ^f Isolated yield.

reactivity (entry 13), and pyrroloquinazolinone **3a** was afforded in poor yields upon the removal of light (entry 14) or PC (entry 15) under otherwise optimized conditions.

With the optimal conditions in hand, we evaluated the scope of this transformation (Table 2). While unsubstituted 3-homoallyl quinazolin-4-one reacted with diethyl malonate **2a** to afford the desired product **3b** in 72% yield, a variety of alkylated dihydropyrroloquinazolinones bearing an electron-releasing or electron-withdrawing unit at the 5- (**3c1** and **3c2**), 6- (**3d1–3d5**), 7- (**3e1** and **3e2**) or 8-position (**3f1–3f6**) could be prepared from the corresponding 3-homoallyl quinazolin-4-ones in moderate to high yields. The tested functionalities include methyl, methoxy, fluoro, chloro, bromo and trifluoromethyl groups, and their substituent effects are subtle and poorly characterized. Brominated quinazolin-4-ones (**3d5** and **3f5**) might be challenging substrates and prone to reductive dehalogenation (see the ESI[†]). These halide products possess complementary functional handles for subsequent cross-coupling. Such a photoelectrocatalytic protocol also tolerates di-substituted substrates such as 6,7-dimethoxy (**3g1**), 6,7-difluoro (**3g2**), 6-chloro-8-methyl (**3h1**), 6,8-dichloro (**3h2**) and 7,8-dimethyl quinazolin-4-ones (**3i**). Tetrahydropyrroloquinazolinone **3j** with a newly formed six-membered ring was furnished in a

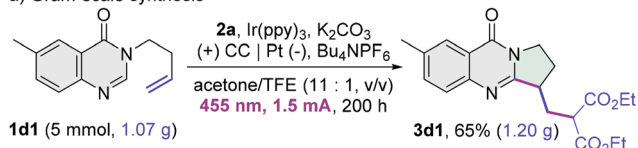
good yield from 3-(4-pentenyl) quinazolin-4-one with a five-carbon alkenyl chain. Using a longer alkenyl chain, we failed to obtain the desired seven- or eight-membered ring product (see the ESI[†]). As for C–H radical precursors, dimethyl, dibenzyl, diisopropyl, dibutyl and di-*tert*-butyl malonates (**3k–3n**), as well as asymmetric precursors like benzyl methyl malonate (**3o1** and **3o2**) and *tert*-butyl methyl malonate (**3p1** and **3p2**), were all competent to react with a quinazolin-4-one unit having an *N*-tethered alkene moiety, with the corresponding dihydropyrrolo- or tetrahydropyrroloquinazolinones provided. A poor yield of the cyclized product **3q** was obtained when dimethyl 2-fluoromalonate was used, probably owing to the steric effect. The potential for the late-stage editing of complex molecules was demonstrated by the carbocyclization of a malonate derived from (–)-borneol (**3r**). It is noteworthy that the photoelectrocatalytic conditions were mild enough to tolerate a thienoquinazolinone substrate (**3s**), and the alkenes linked to a monocyclic pyrimidin-4-one (**3t**) or 6-(trifluoromethyl)pyrimidin-4-one motif (**3u**) were productively engaged in this cyclization as well. Unfortunately, the phenylethynyl, homoallyl, (*tert*-butoxycarbonyl)amino and hydroxy substituents on the aryl moiety were not tolerated (see the ESI[†]) and represent some limitations of the present methodology.

This new electrocatalytic strategy can be applied to a variety of unactivated alkenes (Table 3). Benzoimidazolic alkenes were first assessed, and with diethyl malonate **2a** as the carbon radical precursor under optimal conditions, polycyclic product benzopiperidinoimidazole **4a** was furnished in 86% yield from the *N*-(4-pentenyl) benzoimidazole. *N*-Homoallyl benzoimidazoles participated in this cyclizative cascade to afford modest yields of the corresponding benzopyrroloimidazoles **4b** and **4c**, which might be somewhat strained due to the fusion of two five-membered rings. The attempt to extend the reaction to *N*-homoallyl isoquinolin-1-one gave rise to the formation of pyrroloisoquinolinone **4d** in a moderate yield, and pyrrolopyridinone **4e** was also prepared from the corresponding 1-homoallyl pyridin-2-one. We then moved on to investigate the carbocyclization of indolic alkenes. Indolic substrates bearing an electron-withdrawing motif, such as carbethoxy, acetyl or cyano group, at the C3-position all worked well, providing the desired tetrahydropyrroloindoles **4f–4h** in good to high yields. The substrates featuring a pyrazole-4-carboxylate or pyrrole-2-carboxylate are both compatible with this transformation, and the desired pyridopyrazole **4i** and 5,6,7,8-tetrahydroindolizine **4j** were provided in 84% and 59% yields, respectively. While this carbocyclization is applicable to *N*-(2-methylallyl)-2-phenylbenzoimidazole, giving 5,6-dihydrobenzoimidazo[2,1-*a*]isoquinoline **4k** in a very high yield, the use of *N*-allyl acetanilide afforded indoline **4l** in 54% yield. Interestingly, when *O*-allyl salicylaldehyde was used as the substrate, the carbonyl group served as the inbuilt radical trap to furnish the chroman-4-one **4m** albeit in a modest yield. The 6,7-dihydropyrrolo[3,2,1-*ij*]quinolin-1-one **4n** rather than a 2,3-dihydropyrrolo[1,2-*a*]quinolin-5-one product was delivered when an *N*-homoallyl quinolin-4-one was employed. With the tosyl-protected diallylamine, the redox-

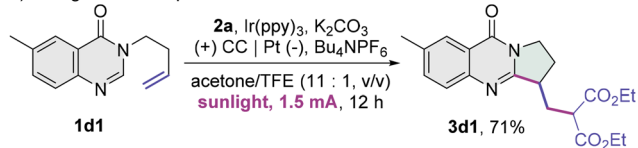
Table 3 Strategy extension^a

^a Reaction conditions: alkene substrate (0.3 mmol), **2a** (0.9 mmol), K₂CO₃ (0.03 mmol), Ir(ppy)₃ (0.009 mmol), Bu₄NPF₆ (0.45 mmol), acetone/TFE (11 : 1, v/v, 6.0 mL), 6 W blue LEDs (λ_{max} = 455 nm), CC anode (15 × 15 mm), platinum plate cathode (15 × 15 mm), undivided cell, 1.5 mA, Ar, room temperature, 12 h. ^b 24 h. ^c 0.15 mmol of K₂CO₃ were used. ^d 0.45 mmol of K₂CO₃ were used.

a) Gram-scale synthesis

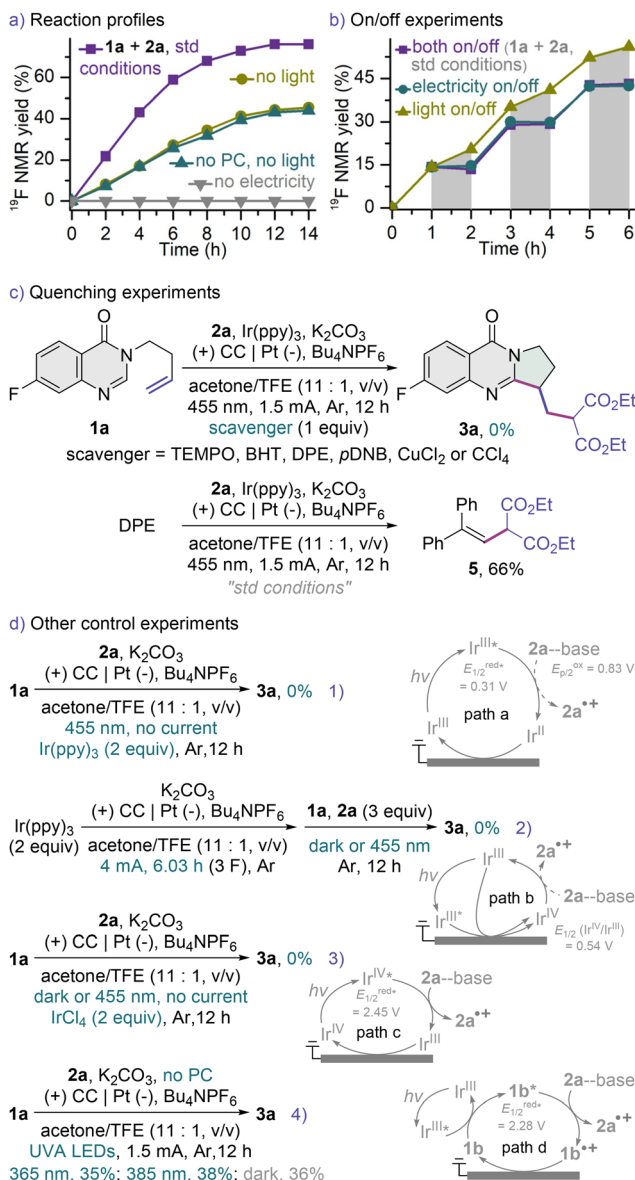


b) Sunlight-driven experiment



Scheme 2 Synthetic utility.

chain mechanism. The radical and single-electron transfer (SET) nature of this protocol was evidenced by quenching experiments (Scheme 3c), in which the model reaction under otherwise optimal conditions ceased upon the addition of a quencher, and the tested quenchers include radical scavengers



Scheme 3 Mechanistic investigations.

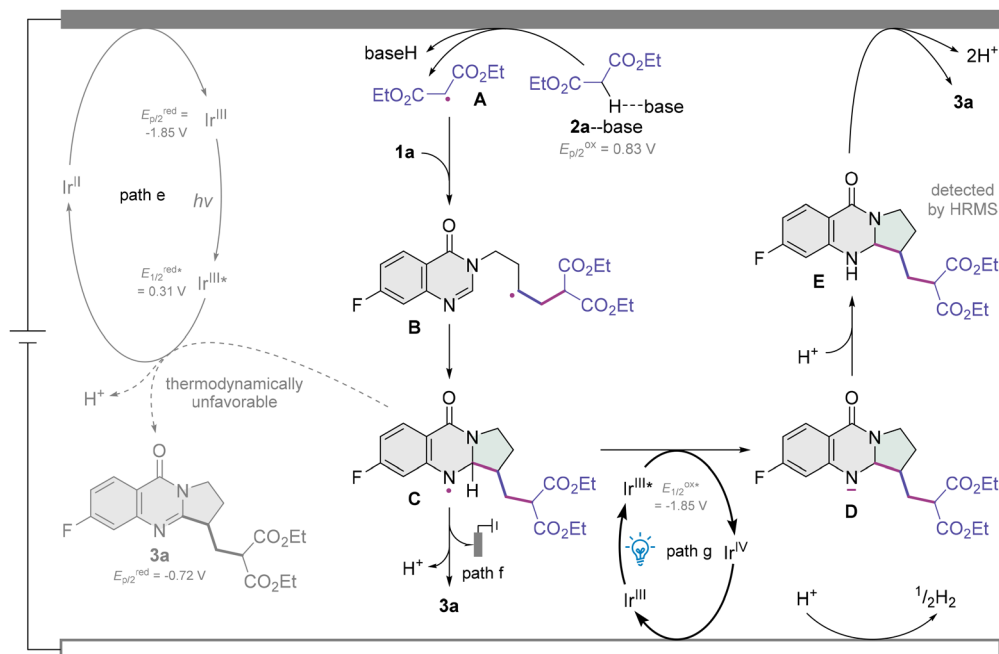
such as 2,2,6,6-tetramethylpiperidine-1-oxyl (TEMPO), butylated hydroxytoluene (BHT) and 1,1-diphenylethylene (DPE), a SET inhibitor of *p*-dinitrobenzene (*p*DNB), and electron scavengers like CuCl₂ and CCl₄. Subjecting DPE to our standard conditions afforded the malonate-DPE adduct **5** in 66% yield, indicating that the malonate radical might be involved in this transformation. Cyclic voltammetry (CV) tests revealed that the unactivated alkene **1a** ($E_{\text{p}/2} = 1.92$ V vs. SCE, Fig. S12[†])²² has a higher oxidation potential than the base-activated diethyl malonate **2a** ($E_{\text{p}/2} = 0.83$ V vs. SCE, Fig. S10 and S11[†]),^{32,49} thus it is unlikely that **1a** undergoes a preferential oxidation followed by the nucleophilic addition of **2a** to the resulting alkene radical cation.⁵⁰

The excited-state reduction potential of Ir(ppy)₃ is only 0.31 V vs. SCE (see the ESI[†]),⁵¹ thus precluding a proton-coupled electron transfer (PCET) from diethyl malonate **2a** to excited

PC in the presence of a base. Such results are in accordance with the facts that in Stern–Volmer quenching experiments **2a** hardly quenched excited $\text{Ir}(\text{ppy})_3$ in acetone in the presence or absence of K_2CO_3 (Fig. S19†),³² and that 2 equiv. of $\text{Ir}(\text{ppy})_3$ as the photooxidant failed to promote the desired carbocyclization without electricity (Scheme 3d1). These combine to rule out the merging of electrolysis with the reductive quenching photocatalytic cycle of $\text{Ir}(\text{ppy})_3$ (path a).⁵² Although a transient photoexcited catalyst has not been reported to be heterogeneously oxidized at the anode,³⁶ we still assessed the possibility of the oxidative quenching photocatalytic cycle⁵³ serving as an electron shuttle between the anode and the reactants (path b). No reaction occurred using an excess of either electrochemically generated Ir^{IV} species (Scheme 3d2)⁵⁴ or IrCl_4 (Scheme 3d3) as the oxidant in the absence of the electric current, suggesting that an Ir^{IV} complex might not be a key oxidizing intermediate in this transformation. This was further evidenced by the CV tests of $\text{Ir}(\text{ppy})_3$, wherein the reduction wave for $\text{Ir}^{\text{IV}}/\text{Ir}^{\text{III}}$ (Fig. S13 and S14†) and the oxidation peak of $\text{Ir}^{\text{IV}}/\text{Ir}^{\text{V}}$ (Fig. S13†) did not disappear or significantly decrease upon the addition of **2a** and K_2CO_3 .^{28b,55} Considering that the SET from base-activated **2a** to the related Ir^{IV} complex ($E_{1/2}(\text{Ir}^{\text{IV}}/\text{Ir}^{\text{III}}) = 0.54 \text{ V vs. SCE}$, Fig. S7 and S8†)⁵¹ is thermodynamically unfavorable, a highly oxidized excited-state Ir^{IV} complex might be involved (path c).⁵⁶ Although the excited-state reduction potential of the *in situ* electrochemically generated Ir^{IV} complex was estimated to be 2.45 V vs. SCE (see the ESI†), visible light failed to induce the excess Ir^{IV} -promoted carbocyclization (Schemes 3d2 and d3), suggesting that such an electron-primed photocatalytic mechanism (path c)^{34,37,42} is less likely yet could not be completely ruled out. Quinazolin-

4-ones can absorb to some extent ultraviolet-A (UVA) light and serve as a photosensitizer,²⁰ and the excited-state reduction potential of quinazolin-4-one **1b** was estimated to be 2.28 V vs. SCE (see the ESI†). Nonetheless, an energy-transfer process leading to the triplet sensitization of **1b** by excited $\text{Ir}(\text{ppy})_3$ might not be a productive pathway as well (path d), because no beneficial effect was observed when the electrochemical reaction without a PC was irradiated with UVA LEDs (Scheme 3d4). These negative results concerning the two highly oxidizing photooxidants (paths c and d) coupled to the PC screening data (Table S4†) revealed that the title reaction might not be excited-state reduction potential-dependent. The malonate radical might be generated at the anode.⁵⁷

A mechanistic proposal consistent with these studies is presented in Scheme 4. In the beginning, diethyl malonate **2a** undergoes a PCET to the anode to afford the malonate radical **A**, and such a polarity-reversed 1,3-dicarbonyl radical adds to the tethered alkene moiety, which is nucleophilic, of 3-homoallyl quinazolin-4-one **1a** to give the alkyl radical intermediate **B**. **B** cyclizes to the ring closure N-radical **C** through the intramolecular radical trapping by the amidine moiety of the heterocyclic ring. Two factors weighed heavily against the oxidation of **C** by the reductive quenching photocatalytic cycle of $\text{Ir}(\text{ppy})_3$ followed by a deprotonation to furnish the pyrroloquinazolinone product **3a** (path e). One is the extremely low excited-state reduction potential of the PC ($E_{1/2} = 0.31 \text{ V vs. SCE}$),⁵¹ and the other is its much lower reduction potential ($E_{\text{p}/2} = -1.85 \text{ V vs. SCE}$, Fig. S9†)⁵¹ than that of product **3a** ($E_{\text{p}/2} = -0.72 \text{ V vs. SCE}$, Fig. S15 and S16†), making the SET from intermediate **C** to excited $\text{Ir}(\text{ppy})_3$ thermodynamically unfavorable.^{47,48} On the other hand, the anodic oxidation of



Scheme 4 The proposed mechanism.

C and subsequent deprotonation could occur to deliver pyrroloquinazolinone **3a** (path f).⁵⁸ Nonetheless, because of the heterogeneous nature of electrochemistry, radical C might not be long-lived enough and might experience difficulty in wandering to the anode surface. In such a case, C is reduced by the oxidative quenching photocatalytic cycle ($E_{1/2}^{\text{ox}} = -1.85\text{ V}$ vs. SCE, see the ESI†)⁵¹ to give the nitranion intermediate D,^{47,48,59} and the Ir^{III} catalyst is regenerated at the cathode (path g). The protonation of D gives tetrahydropyrroloquinazolinone E, which was detected by high-resolution mass spectrometry (HRMS, Fig. S22 and S23†). E is readily oxidized to pyrroloquinazolinone **3a** after migrating to the anode.⁶⁰ Therefore, we consider that the synergistic effect of this photoelectrocatalytic system originates from the fast anchoring of an active electrochemical intermediate by a photocatalytic cycle with a homogeneous, transient, fixed and highly biased excited-state potential. Significant hydrogen evolution was confirmed by the hydrogen detection experiments (Fig. S24†), which is associated with the cathodic reduction of protons to hydrogen to maintain electron conservation.

Conclusions

The work herein describes in detail the development of polycyclic pyrimidin-4-one synthesis using an electrolysis-photocatalysis-Brønsted base hybrid system through the dehydrogenative carbocyclization of unactivated alkenes with simple malonates. The reaction is mild, external-oxidant-free and atom-economical with H₂ serving as the sole by-product, and exhibits a good functional-group tolerance. This new photoelectrocatalytic mode, which benefits from the fast anchoring of an active electrochemical intermediate by the oxidative quenching photocatalytic cycle, might provide clues for further development of novel photoelectrocatalytic reactions.

Conflicts of interest

There are no conflicts to declare.

Acknowledgements

We gratefully acknowledge the financial support from the National Natural Science Foundation of China (22061024), the Yunnan Ten Thousand Talent Program for Young Top-Notch Talents (YNWR-QNBJ-2018-133), the Open Project of Yunnan Precious Metals Laboratory (YPML-2023050262), the Scientific Research Funds of Yunnan Education Department (2023J0838), the Frontier Research Team of Kunming University 2023, and the Scientific Research Funds of Kunming University (XPZJ2204 and YJL23020). In addition, Minglin Tao would like to thank her family, especially her grandma Ms Wu, because she has always been deeply loved.

References

- J. D. Salvo, H. Nagabukuro, L. A. Wickham, C. Abbadie, J. A. DeMartino, A. Fitzmaurice, L. Gichuru, A. Kulick, M. J. Donnelly, N. Jochnowitz, A. L. Hurley, A. Pereira, A. Sanfiz, G. Veronin, K. Villa, J. Woods, B. Zamlynnny, E. Zycband, G. M. Salituro, T. Frenkl, A. E. Weber, S. D. Edmondson and M. Struthers, *J. Pharmacol. Exp. Ther.*, 2017, **360**, 346–355.
- J. Bolós, S. Gubert, L. Anglada, J. M. Planas, C. Burgarolas, J. M. Castelló, A. Sacristán and J. A. Ortiz, *J. Med. Chem.*, 1996, **39**, 2962–2970.
- J. Hiort, Chaidir, F. I. Bohnenstengel, B. W. Nugroho, C. Schneider, V. Wray, L. Witte, P. D. Hung, L. C. Kiet and P. Proksch, *J. Nat. Prod.*, 1999, **62**, 1632–1635.
- A. H. Amin and D. R. Mehta, *Nature*, 1959, **184**, 1317.
- S. Johne, D. Gröger and M. Hesse, *Helv. Chim. Acta*, 1971, **54**, 826–834.
- S. E. Yeulet, P. G. Mantle, J. N. Bilton, H. S. Rzepa and R. N. Sheppard, *J. Chem. Soc., Perkin Trans. 1*, 1986, 1891–1894.
- (a) S. Devkota, M. S. Akhtar and Y. R. Lee, *Adv. Synth. Catal.*, 2023, **365**, 1465–1470; (b) X. Liu, J. Chen, C. Yang, Z. Wu, Z. Li, Y. Shi, T. Huang, Z. Yang and Y. Wu, *Org. Lett.*, 2021, **23**, 6831–6835; (c) Y. Shi, T. Huang, T. Wang, J. Chen, X. Liu, Z. Wu, X. Huang, Y. Zheng, Z. Yang and Y. Wu, *Chem. – Eur. J.*, 2021, **27**, 13346–13351; (d) F. Dong, J.-Q. Liu and X.-S. Wang, *Org. Lett.*, 2020, **22**, 2887–2891.
- (a) T. Huang, T. Wang, Y. Shi, J. Chen, X. Guo, R. Lai, X. Liu, Z. Wu, D. Peng, L. Wang, H. Li, L. Hai and Y. Wu, *Org. Lett.*, 2021, **23**, 1548–1553; (b) Z.-H. Wang, H. Wang, H. Wang, L. Li and M.-D. Zhou, *Org. Lett.*, 2021, **23**, 995–999; (c) Y. Feng, N. Tian, Y. Li, C. Jia, X. Li, L. Wang and X. Cui, *Org. Lett.*, 2017, **19**, 1658–1661; (d) J. B. Lee, M. E. Kang, J. Kim, C. Y. Lee, J.-M. Kee, K. Myung, J.-U. Park and S. Y. Hong, *Chem. Commun.*, 2017, **53**, 10394–10397.
- (a) B. Rai, R. D. Shukla and A. Kumar, *Green Chem.*, 2018, **20**, 822–826; (b) C. Wang, L. Zhang, A. Ren, P. Lu and Y. Wang, *Org. Lett.*, 2013, **15**, 2982–2985.
- (a) L. Q. Huang, C. L. Dong, Y. H. He and Z. Guan, *Adv. Synth. Catal.*, 2022, **364**, 3225–3237; (b) F.-C. Jia, Z.-W. Zhou, C. Xu, Y.-D. Wu and A.-X. Wu, *Org. Lett.*, 2016, **18**, 2942–2945.
- (a) L. Liu, Z. Xu, J. Lin, Z. Zhang, Y. Wu, P. Yang, Y. Hang, D. Song, W. Zhong and F. Ling, *Adv. Synth. Catal.*, 2023, **365**, 2248–2254; (b) D. Wang, F. Xiao, F. Zhang, H. Huang and G. J. Deng, *Chin. J. Chem.*, 2021, **39**, 87–92; (c) X. Chen, F. Xia, Y. Zhao, J. Ma, Y. Ma, D. Zhang, L. Yang and P. Sun, *Chin. J. Chem.*, 2020, **38**, 1239–1244.
- M. Liu, M. Shu, C. Yao, G. Yin, D. Wang and J. Huang, *Org. Lett.*, 2016, **18**, 824–827.
- (a) C. Lu, Z. Su, D. Jing, S. Jin, L. Xie, L. Li and K. Zheng, *Org. Lett.*, 2019, **21**, 1438–1443; (b) F. Xie, Q.-H. Chen, R. Xie, H.-F. Jiang and M. Zhang, *ACS Catal.*, 2018, **8**, 5869–5874; (c) Y. Liu, G. Q. Chen, C. W. Tse, X. Guan, Z. J. Xu,

- J. S. Huang and C. M. Che, *Chem. - Asian J.*, 2015, **10**, 100–105.
- 14 X. Zhou, Y. Ding and H. Huang, *Chem. - Asian J.*, 2020, **15**, 1678–1682.
- 15 (a) D. S. Reddy and A. G. Kutateladze, *Org. Lett.*, 2019, **21**, 2855–2858; (b) X. Li, H. Huang, C. Yu, Y. Zhang, H. Li and W. Wang, *Org. Lett.*, 2016, **18**, 5744–5747; (c) T. Abe and K. Yamada, *Org. Lett.*, 2016, **18**, 6504–6507.
- 16 J. Li, Z.-B. Wang, Y. Xu, X.-C. Lu, S.-R. Zhu and L. Liu, *Chem. Commun.*, 2019, **55**, 12072–12075.
- 17 (a) K. Liang, D. Zhang, Y. Su, L. Lu, J. Hu, Y. H. Chen, X. Zhang, A. Lei and H. Yi, *Chem. Sci.*, 2023, **14**, 4152–4157; (b) X. Li, X. Li, W. Cui, Q. Wu, L. Wang, J. Lv and D. Yang, *Org. Lett.*, 2023, **25**, 3260–3265; (c) W. Cui, G. Guo, Y. Wang, X. Song, J. Lv and D. Yang, *Chem. Commun.*, 2023, **59**, 6367–6370; (d) H. Y. Zhou, L. Q. Fei, J. L. Zhang, Y. M. Pan and H. T. Tang, *Adv. Synth. Catal.*, 2023, **365**, 1591–1595.
- 18 (a) P. Huang, Z. Yan, J. Ling, P. Li, J. Wang, J. Li, B. Sun and C. Jin, *Green Chem.*, 2023, **25**, 3989–3994; (b) W.-J. Wei, L. Zhan, C.-N. Jiang, H.-T. Tang, Y.-M. Pan, X.-L. Ma and Z.-Y. Mo, *Green Chem.*, 2023, **25**, 928–933; (c) K. Sun, D. Zhao, Q. Li, S. Ni, G. Zheng and Q. Zhang, *Sci. China: Chem.*, 2023, **66**, 2309–2316; (d) Z. Zhang, P. Tan, S. Wang, H. Wang, L. Xie, Y. Chen, L. Han, S. Yang and K. Sun, *Org. Lett.*, 2023, **25**, 4208–4213; (e) A. X. Huang, H. L. Zhu, F. L. Zeng, X. L. Chen, X. Q. Huang, L. B. Qu and B. Yu, *Org. Lett.*, 2022, **24**, 3014–3018.
- 19 (a) Y.-Z. Ren, C.-Z. Fang, B.-B. Zhang, L. He, Y.-L. Tu and X.-Y. Chen, *Org. Lett.*, 2023, **25**, 3585–3589; (b) Z. Yang, X. Wu, J. Zhang, J.-T. Yu and C. Pan, *Org. Lett.*, 2023, **25**, 1683–1688; (c) X. Wan, D. Wang, H. Huang, G.-J. Mao and G.-J. Deng, *Chem. Commun.*, 2023, **59**, 2767–2770; (d) Q.-W. Gui, F. Teng, P. Yu, Y.-F. Wu, Z.-B. Nong, L.-X. Yang, X. Chen, T.-B. Yang and W.-M. He, *Chin. J. Catal.*, 2023, **44**, 111–116; (e) X. Chen, B. Liu, C. Pei, J. Li, D. Zou, Y. Wu and Y. Wu, *Org. Lett.*, 2021, **23**, 7787–7791.
- 20 (a) B. Sun, H. Ding, H. X. Tian, P. Y. Huang, C. Jin, C. L. Wu and R. P. Shen, *Adv. Synth. Catal.*, 2022, **364**, 766–772; (b) J. Yang, B. Sun, H. Ding, P.-Y. Huang, X.-L. Tang, R.-C. Shi, Z.-Y. Yan, C.-M. Yu and C. Jin, *Green Chem.*, 2021, **23**, 575–581; (c) B. Sun, P. Huang, Z. Yan, X. Shi, X. Tang, J. Yang and C. Jin, *Org. Lett.*, 2021, **23**, 1026–1031; (d) B. Sun, R. Shi, K. Zhang, X. Tang, X. Shi, J. Xu, J. Yang and C. Jin, *Chem. Commun.*, 2021, **57**, 6050–6053.
- 21 (a) H. L. Wu, W. K. Zhang, C. C. Zhang, L. T. Wang, W. H. Yang, W. C. Tian, G. P. Ge, L. Y. Xie, R. Yi and W. T. Wei, *Chem. - Eur. J.*, 2023, **29**, e202301390; (b) H. Liu, Z. Yang, J. T. Yu and C. Pan, *Adv. Synth. Catal.*, 2022, **364**, 1085–1090.
- 22 L. Liu, W. Zhang, C. Xu, J. He, Z. Xu, Z. Yang, F. Ling and W. Zhong, *Adv. Synth. Catal.*, 2022, **364**, 1319–1325.
- 23 (a) Z.-J. Liu, J.-F. Li, F.-P. Zhang, X.-T. Xu and M. Ye, *Org. Lett.*, 2023, **25**, 353–357; (b) Y. Zhang, Q. Ni, B. Pan, L. Jiang and L. Qiu, *Chin. Chem. Lett.*, 2023, **34**, 108017; (c) Q. Dherbassy, S. Manna, C. Shi, W. Prasitwatcharakorn, G. E. M. Crisenza, G. J. P. Perry and D. J. Procter, *Angew. Chem., Int. Ed.*, 2021, **60**, 14355–14359.
- 24 (a) Z. Li, L. Jiao, Y. Sun, Z. He, Z. Wei and W. W. Liao, *Angew. Chem., Int. Ed.*, 2020, **59**, 7266–7270; (b) O. J. Turner, D. J. Hirst and J. A. Murphy, *Chem. - Eur. J.*, 2020, **26**, 3026–3029; (c) P. Qian, Y. Deng, H. Mei, J. Han, J. Zhou and Y. Pan, *Org. Lett.*, 2017, **19**, 4798–4801; (d) J. Zheng, Y. Zhang, D. Wang and S. Cui, *Org. Lett.*, 2016, **18**, 1768–1771; (e) J. Zheng, Z. Deng, Y. Zhang and S. Cui, *Adv. Synth. Catal.*, 2016, **358**, 746–751.
- 25 T. Tian, Z. Li and C.-J. Li, *Green Chem.*, 2021, **23**, 6789–6862.
- 26 (a) Q. Wang, X.-J. Meng, H.-T. Tang, Y.-M. Pan, W.-G. Duan and M.-X. He, *Green Chem.*, 2023, **25**, 2572–2576; (b) J. Wu, C. M. Young, A. A. Watts, A. M. Z. Slawin, G. R. Boyce, M. Bühl and A. D. Smith, *Org. Lett.*, 2022, **24**, 4040–4045; (c) Y. Gao, W. Qin, M. Q. Tian, X. Zhao and X. H. Hu, *Adv. Synth. Catal.*, 2022, **364**, 2241–2247; (d) K. Tamaribuchi, J. Tian, K. Akagawa and K. Kudo, *Adv. Synth. Catal.*, 2022, **364**, 82–86.
- 27 (a) X. Wang, H. Z. Miao, G. Q. Lin and Z. T. He, *Angew. Chem., Int. Ed.*, 2023, **62**, e202301556; (b) C. Li, Z. Zhou and S. Ma, *Chem. Sci.*, 2023, **14**, 7709–7715; (c) F. A. Moghadam, E. F. Hicks, Z. P. Sercel, A. Q. Cusumano, M. D. Bartberger and B. M. Stoltz, *J. Am. Chem. Soc.*, 2022, **144**, 7983–7987; (d) F. Cheng, T. Chen, Y.-Q. Huang, J.-W. Li, C. Zhou, X. Xiao and F.-E. Chen, *Org. Lett.*, 2022, **24**, 115–120.
- 28 (a) D. Wang, B. Yuan, J. Xu and L. Ackermann, *Chem. - Eur. J.*, 2023, **29**, e202300600; (b) M. Chen, Z. J. Wu, J. Song and H. C. Xu, *Angew. Chem., Int. Ed.*, 2022, **61**, e202115954; (c) Z.-W. Hou, L. Li and L. Wang, *Org. Chem. Front.*, 2022, **9**, 2815–2820; (d) Z. W. Hou, T. Jiang, T. X. Wu and L. Wang, *Org. Lett.*, 2021, **23**, 8585–8589.
- 29 (a) Y. Tao, R. Hu, X. Jie and W. Su, *ACS Catal.*, 2022, **12**, 12670–12677; (b) P. Hernández-Lladó, K. Garrec, D. C. Schmitt and J. W. Burton, *Adv. Synth. Catal.*, 2022, **364**, 1724–1731; (c) Z. Guan, S. Zhu, Y. Ye, X. Li, Y. Liu, P. Wang, H. Zhang, Z. Huang and A. Lei, *Angew. Chem., Int. Ed.*, 2022, **61**, e202207059; (d) C. Wang, R. H. Liu, M. Q. Tian, X. H. Hu and T. P. Loh, *Org. Lett.*, 2018, **20**, 4032–4035.
- 30 (a) J. Zhang, C. Liu, Y. Qiao, M. Wei, W. Guan, Z. Mao, H. Qin, Z. Fang and K. Guo, *Chem. Sci.*, 2023, **14**, 2461–2466; (b) N. Ma, J. Yin, W. Huang, L. Fan and F. Gao, *Chem. - Asian J.*, 2022, **17**, e202200963; (c) N. Katta, Q. Q. Zhao, T. Mandal and O. Reiser, *ACS Catal.*, 2022, **12**, 14398–14407; (d) Z. J. Wu, S. R. Li and H. C. Xu, *Angew. Chem., Int. Ed.*, 2018, **57**, 14070–14074.
- 31 (a) H. Hou, Y. Pan, Y. Sun, Y. Han, C. Yan, Y. Shi and S. Zhu, *Chem. - Eur. J.*, 2023, **29**, e202301633; (b) Q.-Q. Zhao, J. Rehbein and O. Reiser, *Green Chem.*, 2022, **24**, 2772–2776; (c) G. Lei, M. Xu, R. Chang, I. Funes-Ardoiz and J. Ye, *J. Am. Chem. Soc.*, 2021, **143**, 11251–11261; (d) S. Baś, Y. Yamashita and S. Kobayashi, *ACS Catal.*, 2020, **10**, 10546–10550.

- 32 Y. Hong, M. Y. Dong, D. S. Li and H. P. Deng, *Org. Lett.*, 2022, **24**, 7677–7684.
- 33 N. E. S. Tay, D. Lehnher and T. Rovis, *Chem. Rev.*, 2022, **122**, 2487–2649.
- 34 (a) T. Shen, Y. L. Li, K. Y. Ye and T. H. Lambert, *Nature*, 2023, **614**, 275–280; (b) H. Huang and T. H. Lambert, *J. Am. Chem. Soc.*, 2022, **144**, 18803–18809; (c) T. Shen and T. H. Lambert, *Science*, 2021, **371**, 620–626; (d) H. Huang and T. H. Lambert, *J. Am. Chem. Soc.*, 2021, **143**, 7247–7252.
- 35 (a) X.-L. Lai and H.-C. Xu, *J. Am. Chem. Soc.*, 2023, **145**, 18753–18759; (b) C.-Y. Cai, X.-L. Lai, Y. Wang, H.-H. Hu, J. Song, Y. Yang, C. Wang and H.-C. Xu, *Nat. Catal.*, 2022, **5**, 943–951; (c) X.-L. Lai, M. Chen, Y. Wang, J. Song and H.-C. Xu, *J. Am. Chem. Soc.*, 2022, **144**, 20201–20206; (d) H. Yan, J. Song, S. Zhu and H.-C. Xu, *CCS Chem.*, 2021, **3**, 317–325.
- 36 (a) L. Qian and M. Shi, *Chem. Commun.*, 2023, **59**, 3487–3506; (b) H. Huang, K. A. Steiniger and T. H. Lambert, *J. Am. Chem. Soc.*, 2022, **144**, 12567–12583; (c) S. Wu, J. Kaur, T. A. Karl, X. Tian and J. P. Barham, *Angew. Chem., Int. Ed.*, 2022, **61**, e202107811.
- 37 (a) Y. Yuan, J. Yang and J. Zhang, *Chem. Sci.*, 2023, **14**, 705–710; (b) Z. Tan, Y. Jiang, K. Xu and C. Zeng, *J. Catal.*, 2023, **417**, 473–480; (c) Z. Yang, D. Yang, J. Zhang, C. Tan, J. Li, S. Wang, H. Zhang, Z. Huang and A. Lei, *J. Am. Chem. Soc.*, 2022, **144**, 13895–13902; (d) Y. Wang, L. Li and N. Fu, *ACS Catal.*, 2022, **12**, 10661–10667.
- 38 (a) L. Zou, X. Wang, S. Xiang, W. Zheng and Q. Lu, *Angew. Chem., Int. Ed.*, 2023, **62**, e202301026; (b) W. Wei, S. L. Homölle, T. von Münchow, Y. Li, I. Maksso and L. Ackermann, *Cell Rep. Phys. Sci.*, 2023, **4**, 101550.
- 39 (a) Q. Wan, Z.-W. Hou, X.-R. Zhao, X. Xie and L. Wang, *Org. Lett.*, 2023, **25**, 1008–1013; (b) Q. Wan, C.-Y. Huang, Z.-W. Hou, H. Jiang and L. Wang, *Org. Chem. Front.*, 2023, **10**, 3585–3590; (c) W. Fan, X. Zhao, Y. Deng, P. Chen, F. Wang and G. Liu, *J. Am. Chem. Soc.*, 2022, **144**, 21674–21682; (d) L. Niu, C. Jiang, Y. Liang, D. Liu, F. Bu, R. Shi, H. Chen, A. D. Chowdhury and A. Lei, *J. Am. Chem. Soc.*, 2020, **142**, 17693–17702.
- 40 (a) H. Bi, Y. Zhou, W. Jiang and J. Liu, *Adv. Synth. Catal.*, 2022, **364**, 1732–1737; (b) L. Capaldo, L. L. Quadri, D. Merli and D. Ravelli, *Chem. Commun.*, 2021, **57**, 4424–4427.
- 41 W. Zhang, K. L. Carpenter and S. Lin, *Angew. Chem., Int. Ed.*, 2020, **59**, 409–417.
- 42 (a) Y.-J. Chen, W.-H. Deng, J.-D. Guo, R.-N. Ci, C. Zhou, B. Chen, X.-B. Li, X.-N. Guo, R.-Z. Liao, C.-H. Tung and L.-Z. Wu, *J. Am. Chem. Soc.*, 2022, **144**, 17261–17268; (b) C. P. Chernowsky, A. F. Chmiel and Z. K. Wickens, *Angew. Chem., Int. Ed.*, 2021, **60**, 21418–21425; (c) N. G. W. Cowper, C. P. Chernowsky, O. P. Williams and Z. K. Wickens, *J. Am. Chem. Soc.*, 2020, **142**, 2093–2099; (d) H. Kim, H. Kim, T. H. Lambert and S. Lin, *J. Am. Chem. Soc.*, 2020, **142**, 2087–2092.
- 43 L. Zeng, J. H. Qin, G. F. Lv, M. Hu, Q. Sun, X. H. Ouyang, D. L. He and J. H. Li, *Chin. J. Chem.*, 2023, **41**, 1921–1930.
- 44 (a) Y. Zhang, X. Sun, J.-H. Su, T. Li, C. Du, K. Li, Q. Sun, Z. Zha and Z. Wang, *Org. Lett.*, 2023, **25**, 5067–5072; (b) P. Xu, P.-Y. Chen and H.-C. Xu, *Angew. Chem., Int. Ed.*, 2020, **59**, 14275–14280; (c) F. Wang and S. S. Stahl, *Angew. Chem., Int. Ed.*, 2019, **58**, 6385–6390.
- 45 (a) L. Luo, Y. Liu, W. Chen, X. Xue, S.-M. Xu, M. Li, H. Zhou, L. Ma, M. Xu, X. Kong, M. Shao, Z. Li and H. Duan, *Chem Catal.*, 2023, **3**, 100472; (b) D. S. Choi, J. Kim, F. Hollmann and C. B. Park, *Angew. Chem., Int. Ed.*, 2020, **59**, 15886–15890; (c) L. Zhang, L. Liardet, J. Luo, D. Ren, M. Gratzel and X. Hu, *Nat. Catal.*, 2019, **2**, 266–373; (d) H. Tateno, Y. Miseki and K. Sayama, *Chem. Commun.*, 2019, **55**, 9339–9342.
- 46 (a) D. Chen, X. Yang, D. Wang, Y. Li, L. Shi and D. Liang, *Org. Chem. Front.*, 2023, **10**, 2482–2490; (b) R. Yang, D. Chen, S. Lin, X. Yang, X. Hu, S. Gao, L. Shi and D. Liang, *Mol. Catal.*, 2023, **547**, 113360; (c) X. Hu, M. Tao, Z. Ma, Y. Zhang, Y. Li and D. Liang, *Adv. Synth. Catal.*, 2022, **364**, 2163–2168; (d) J.-Q. He, Z.-X. Yang, X.-L. Zhou, Y. Li, S. Gao, L. Shi and D. Liang, *Org. Chem. Front.*, 2022, **9**, 4575–4582.
- 47 X. L. Lai, X. M. Shu, J. Song and H. C. Xu, *Angew. Chem., Int. Ed.*, 2020, **59**, 10626–10632.
- 48 K. Wang, X. Liu, S. Yang, Y. Tian, M. Zhou, J. Zhou, X. Jia, B. Li, S. Liu and J. Chen, *Org. Lett.*, 2022, **24**, 3471–3476.
- 49 M.-Y. Dong, C.-Y. Han, D.-S. Li, Y. Hong, F. Liu and H.-P. Deng, *ACS Catal.*, 2022, **12**, 9533–9539.
- 50 (a) Y.-D. Du, S. Wang, H.-W. Du, X.-Y. Chang, X.-Y. Chen, Y.-L. Li and W. Shu, *Nat. Commun.*, 2023, **14**, 5339; (b) G. A. Lutovsky, E. F. Plachinski, N. L. Reed and T. P. Yoon, *Org. Lett.*, 2023, **25**, 4750–4754; (c) C. M. You, C. Huang, S. Tang, P. Xiao, S. Wang, Z. Wei, A. Lei and H. Cai, *Org. Lett.*, 2023, **25**, 1722–1726; (d) Y. Yu, Y. Yuan and K. Y. Ye, *Chem. Commun.*, 2023, **59**, 422–425.
- 51 (a) T.-Y. Shang, L.-H. Lu, Z. Cao, Y. Liu, W.-M. He and B. Yu, *Chem. Commun.*, 2019, **55**, 5408–5419; (b) C. K. Prier, D. A. Rankic and D. W. C. MacMillan, *Chem. Rev.*, 2013, **113**, 5322–5363.
- 52 (a) X.-Y. Lu, M.-T. Gao, L.-J. Yu, H.-Y. Pan, X. Zhang, R. Huang, K. Yang, F.-Y. Shui, Y.-W. Song and G.-X. Yang, *Org. Chem. Front.*, 2023, **10**, 1788–1795; (b) Y. Saga, Y. Nakayama, T. Watanabe, M. Kondo and S. Masaoka, *Org. Lett.*, 2023, **25**, 1136–1141; (c) P. Xu, X. Y. Wang, Z. Wang, J. Zhao, X. D. Cao, X. C. Xiong, Y. C. Yuan, S. Zhu, D. Guo and X. Zhu, *Org. Lett.*, 2022, **24**, 4075–4080; (d) Y. Yuan, M. Zhang, X. Tang, J. L. Piper, Z.-H. Peng, J.-A. Ma, J. Wu and F.-G. Zhang, *Org. Lett.*, 2023, **25**, 883–888.
- 53 (a) D. Forster, W. Guo, Q. Wang and J. Zhu, *ACS Catal.*, 2023, **13**, 7523–7528; (b) W. Zuo, L. Zuo, X. Geng, Z. Li and L. Wang, *Org. Lett.*, 2023, **25**, 6062–6066; (c) Y. Song, B. Zheng, S. Yang, Y. Li, Q. Liu and L. Pan, *Org. Lett.*, 2023, **25**, 2372–2376; (d) J. Q. Chen, X. Luo, M. Chen, Y. Chen and J. Wu, *Org. Lett.*, 2023, **25**, 1978–1983.
- 54 (a) C. L. Lee, L. Wu, J.-S. Huang and C.-M. Che, *Chem. Commun.*, 2019, **55**, 3606–3609; (b) D. Y. Shopov, B. Rudshiteyn, J. Campos, D. J. Vinyard, V. S. Batista,

- G. W. Brudvig and R. H. Crabtree, *Chem. Sci.*, 2017, **8**, 1642–1652; (c) D. Y. Shopov, B. Rudshiteyn, J. Campos, V. S. Batista, R. H. Crabtree and G. W. Brudvig, *J. Am. Chem. Soc.*, 2015, **137**, 7243–7250; (d) J.-U. Rohde and W.-T. Lee, *J. Am. Chem. Soc.*, 2009, **131**, 9162–9163.
- 55 X.-Y. Qian, S.-Q. Li, J. Song and H.-C. Xu, *ACS Catal.*, 2017, **7**, 2730–2734.
- 56 (a) L. Moggi, G. Varani, M. F. Manfrin and V. Balzani, *Inorg. Chim. Acta*, 1970, **4**, 335–341; (b) E. M. Glebov, V. F. Plyusnin, N. I. Sorokin, V. P. Grivin, A. B. Venediktov and H. Lemmetyinen, *J. Photochem. Photobiol., A*, 1995, **90**, 31–37; (c) M. Kinauer, M. Diefenbach, H. Bamberger, S. Demeshko, E. J. Reijerse, C. Volkmann, C. Würtele, J. van Slageren, B. de Bruin, M. C. Holthausen and S. Schneider, *Chem. Sci.*, 2018, **9**, 4325–4332.
- 57 Q. Wan, Z. Zhang, Z.-W. Hou and L. Wang, *Org. Chem. Front.*, 2023, **10**, 2830–2848.
- 58 Q. Tian, J. Zhang, L. Xu and Y. Wei, *Mol. Catal.*, 2021, **500**, 111345.
- 59 D. A. Schiedler, Y. Lu and C. M. Beaudry, *Org. Lett.*, 2014, **16**, 1160–1163.
- 60 (a) L. Jin, X. Chen, S. Huang, A. Wang, Z. Chen, Z. Le and Z. Xie, *Mol. Catal.*, 2023, **547**, 113305; (b) Y. Wu, H. Yi and A. Lei, *ACS Catal.*, 2018, **8**, 1192–1196; (c) L. Cao, H. Huo, H. Zeng, Y. Yu, D. Lu and Y. Gong, *Adv. Synth. Catal.*, 2018, **360**, 4764–4773.