

## RESEARCH ARTICLE

[View Article Online](#)  
[View Journal](#) | [View Issue](#)

 Cite this: *Mater. Chem. Front.*,  
 2023, 7, 1093

# Exciplex-induced TADF, persistent RTP and ML in a host–guest doping system†

 Yunsheng Wang,<sup>ab</sup> Mingxue Gao,<sup>a</sup> Jia Ren,<sup>a</sup> Jiayi Liang,<sup>a</sup> Yao Zhao,<sup>a</sup>  
 Manman Fang,<sup>id</sup> Jie Yang<sup>id</sup>\*<sup>a</sup> and Zhen Li<sup>id</sup>\*<sup>abcd</sup>

The development of multifunctional luminescent materials is of great importance but really difficult, since different luminescent properties have different requirements for molecular structure. Herein, a universal exciplex platform was reported to construct multifunctional luminescent materials, including thermally-activated delayed fluorescence (TADF), persistent room temperature phosphorescence (RTP) and mechanoluminescence (ML). With compound **PTZ-CN** as an electron donor and its derivative of **OPTZ-CN** as an electron acceptor, the resultant exciplex system demonstrated efficient TADF with the quantum yield up to 61%, persistent RTP lasting for more than 3 minutes and bright blue ML emission. Thus, this work opens a new way to construct multifunctional luminescent materials, which will largely promote the further development of this research area.

 Received 21st November 2022,  
 Accepted 23rd January 2023

DOI: 10.1039/d2qm01205g

[rsc.li/frontiers-materials](https://rsc.li/frontiers-materials)

## Introduction

The research of organic luminescent materials has drawn great attention, because of their wide applications in bio-imaging, sensors, anti-counterfeiting and displays, *etc.*<sup>1–7</sup> With different luminescence properties, luminogens generally present different photophysical processes and applicable scenarios. For instance, thermally-activated delayed fluorescence (TADF) indicates a radiative transition of singlet excitons after undergoing intersystem crossing (ISC) and reverse intersystem crossing (RISC) between excited singlet and triplet states.<sup>8,9</sup> On account of this unique excited process, both singlet and triplet excitons can be utilized in TADF materials. Also, the corresponding emission lifetime could be much prolonged from nanoseconds in normal fluorescence to microseconds in TADF. When the excitons decay from the excited triplet state, phosphorescence occurs. To achieve persistent organic room temperature phosphorescence (RTP), the triplet excitons should be stabilized by specific external environments, such as crystallization, polymerization,

supramolecular assembly, and host–guest doping.<sup>10–16</sup> Accordingly, the lifetime of persistent RTP could even reach seconds. The advantages of long emission lifetime and full utilization of excitons in TADF and RTP materials offer them great potential in the applications of time-resolved bio-imaging, anti-counterfeiting and organic light-emitting diodes (OLEDs).<sup>17–19</sup> Besides, some organic systems were found to present mechanoluminescence (ML), another important type of luminescence induced by mechanical stimulation such as grinding, rubbing, or shaking.<sup>20–24</sup> Systematic studies indicated that ML was heavily related to the piezoelectric effect, in which the singlet and triplet excitons could be formed through the recombination of positive and negative charges at the broken interfaces. An ML material sensitive to mechanical force could be utilized in the applications of pressure sensors and heartbeat monitors *etc.*<sup>25–27</sup> Thus, regardless of the different emissive properties, the behaviors of TADF and RTP, in addition to ML, are all heavily related to the singlet and triplet excitons; therefore, the inherent mechanism could be considered much more deeply if there were some luminogens having all these three different emitting properties.

To date, the designs of organic luminescent materials are mostly based on a single property, since different luminescent properties have different requirements for molecular structure. In the design of TADF materials, separated HOMO and LUMO orbitals in space are needed, thus minimizing the energy gap ( $\Delta E_{ST}$ ) between the  $S_1$  and  $T_1$  states.<sup>28</sup> To prolong the emission lifetime ( $\tau_p$ ) in RTP materials, specific intermolecular interaction forms should be presented to minimize both radiative ( $k_{p,r}$ ) and non-radiative ( $k_{p,nr}$ ) transitions of triplet excitons, according to the equation  $\tau_p = 1/(k_{p,r} + k_{p,nr})$ .<sup>29</sup> As for organic ML materials, a non-centrosymmetric crystal packing with large dipole moment

<sup>a</sup> Institute of Molecular Aggregation Science, Tianjin University, Tianjin, 300072, China. E-mail: jieyang2018@tju.edu.cn, lizhen@whu.edu.cn

<sup>b</sup> Joint School of National University of Singapore and Tianjin University, International Campus of Tianjin University, Binhai New City, Fuzhou, 350207, China

<sup>c</sup> Department of Chemistry, Wuhan University, Wuhan, 430072, China

<sup>d</sup> Wuhan National Laboratory for Optoelectronics, Huazhong University of Science and Technology, Wuhan 430074, China

† Electronic supplementary information (ESI) available: Syntheses, photophysical properties and single crystal structures of the target compounds and the corresponding doping system. CCDC 2235978, 2216776 and 2216826. For ESI and crystallographic data in CIF or other electronic format see DOI: <https://doi.org/10.1039/d2qm01205g>

is of great importance.<sup>30</sup> Therefore, it is difficult to construct multifunctional luminescent materials due to the lack of a universal platform to meet all of their different requirements. Nevertheless, if these luminescent properties could be successfully integrated into one system, multiple advances can be expected. On the one hand, the properties and applications of luminescent materials could be largely enriched. On the other hand, different luminescent properties might have a mutually promoting relationship. For example, the exciton transfer between TADF and RTP could largely prolong their corresponding lifetimes.<sup>31</sup> Also, the full utilization of the excited state energy in TADF and RTP will contribute much to the realization of bright ML emission.<sup>32</sup> Thus, it will be of great significance to develop multifunctional luminescent materials.

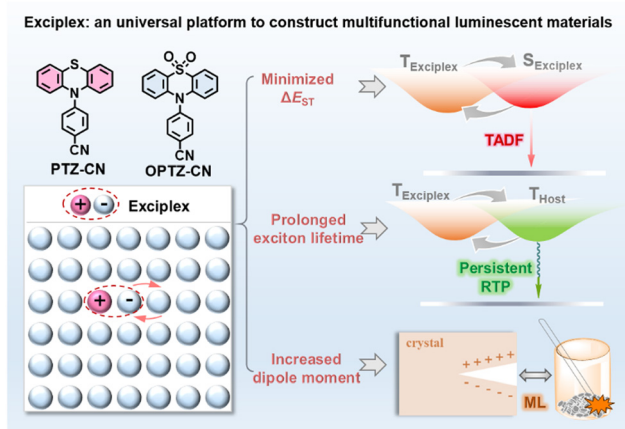
In previous works, we have found that phenothiazine (PTZ) and phenothiazine 5,5-dioxide (OPTZ) groups were good candidates to construct RTP materials.<sup>10,33</sup> When they were mixed together to form a doping system, a stable exciplex with a new energy level could be formed in some cases.<sup>34</sup> To further adjust the energy level of the exciplex and construct multifunctional luminescence materials, the cyano group (-CN) with electron-withdrawing ability was introduced in this work (Fig. 1). Indeed, multifunctional luminescent properties were successfully achieved with the formation of the exciplex. For the exciplex, compound **PTZ-CN** acted as an electron donor (D), while its derivative of **OPTZ-CN** was the electron acceptor (A). Firstly, separated HOMO and LUMO orbitals in space could be realized in the exciplex, thus minimizing the energy gap ( $\Delta E_{ST}$ ) between the  $S_1$  and  $T_1$  states. Secondly, the exciton transfer between the exciplex and other components would prolong the exciton lifetime. Thirdly, an increased dipole moment could be expected in the D-A exciplex. Thus, although the individual **PTZ-CN** and **OPTZ-CN** crystals just showed a moderate RTP effect, multifunctional luminescent properties could be achieved for their host-guest doping system with the formation of an exciplex, including thermally-activated delayed fluorescence (TADF),

persistent room temperature phosphorescence (RTP) and mechanoluminescence (ML).

## Results and discussion

As shown in Fig. 2(A) and Fig. S1–S5 (ESI<sup>†</sup>), the individual **OPTZ-CN** and **PTZ-CN** crystals only show a moderate RTP effect. For **OPTZ-CN**, two phosphorescence peaks exist, in which, one peak is at 425 nm with the lifetime of 110 ms and the other one is at 485 nm with a relatively longer lifetime of 133 ms. As for **PTZ-CN**, its RTP peak locates at about 500 nm with a much shorter lifetime of 43 ms. Also, their PL efficiencies are relatively low, at just 4% and 16%, respectively. Interestingly, when they are mixed together to crystallize with the mass ratio of 99:1, the resultant doping system of M-CN shows a much boosted PL efficiency of 61%. Furthermore, the steady-state and delayed PL spectra of M-CN are almost exactly overlapped with the emission peak at about 485 nm. Besides, the excitation spectrum of M-CN is different from those of **PTZ-CN** and **OPTZ-CN** crystals, indicating the formation of new energy levels (Fig. S4, ESI<sup>†</sup>). Careful measurements of PL decay curves, coupled with the luminescent photos after UV-off, demonstrated that two decay components exist in M-CN (Fig. 2(B)). Among them, the former component is strong but relatively short, which shows the characteristic of TADF with a delayed fluorescence lifetime of 37 ms.<sup>35</sup> As for the later component, a weak but long emission lasting for more than 3 min could be observed, which should be ascribed to the persistent RTP effect (Fig. 2(C) and Fig. S5, ESI<sup>†</sup>). Thus, the integration of TADF and persistent RTP was successfully realized in the host-guest doping system of M-CN.

To make the internal mechanism clear, the UV-Vis absorption spectra of **OPTZ-CN**, **PTZ-CN** and M-CN were firstly measured. As shown in Fig. 3(A), an additional absorption band ( $\sim 370$  nm) appears in the long wavelength region of M-CN, in comparison with **OPTZ-CN** and **PTZ-CN**. This indicates the occurrence of intermolecular charge transfer between **OPTZ-CN** and **PTZ-CN**.<sup>36</sup> Also, this new absorption band well corresponded to the excitation spectrum of M-CN (@485 nm), suggesting the formation of an exciplex (Fig. S6, ESI<sup>†</sup>).<sup>37</sup> Coupled with the HOMO/LUMO energy levels of compounds **OPTZ-CN** and **PTZ-CN**, it could be inferred that **OPTZ-CN** acts as an acceptor and **PTZ-CN** as a donor in the exciplex (Fig. S7 and S8, ESI<sup>†</sup>).<sup>38</sup> Further on, the temperature-dependent PL behaviors were studied for the M-CN crystal (Fig. 3 and Table S1, Fig. S9, ESI<sup>†</sup>). As shown in Fig. 3(B) and (C), its PL intensity and lifetime both decrease with the temperature increasing, due to the accelerated non-radiative transition. Nevertheless, the delayed portion in the PL decay curves (bright & short component) presents obvious enhancement in the process of heating up, showing the typical characteristic of TADF.<sup>39</sup> Also, the PL decay curve of the persistent phosphorescence (weak & long component) was measured at 77 K, which showed much slower decay than the one at room temperature for the restricted non-radiative transition (Fig. S10, ESI<sup>†</sup>). Thus, based on the temperature-dependent PL behaviors of the M-CN



**Fig. 1** Exciplex-induced thermally-activated delayed fluorescence (TADF), persistent room temperature phosphorescence (RTP) and mechanoluminescence (ML) in a doping system with **OPTZ-CN** as the host and **PTZ-CN** as the guest.

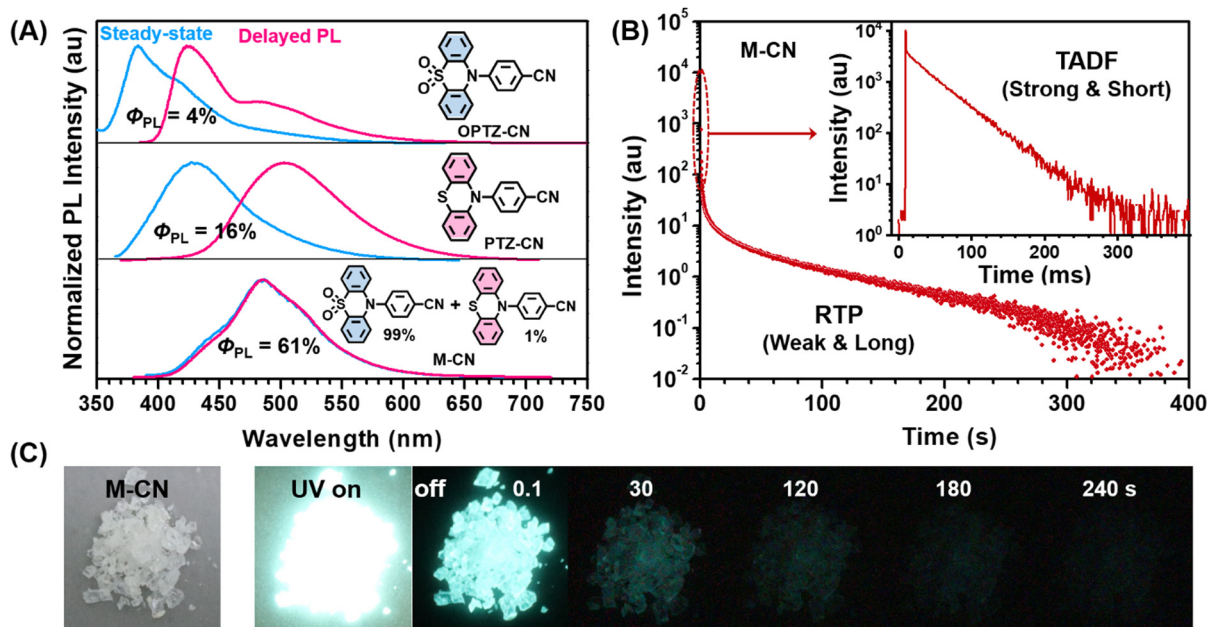


Fig. 2 (A) The steady-state and delayed photoluminescence (PL) spectra of the **OPTZ-CN** crystal, **PTZ-CN** crystal and corresponding host-guest doping system (**M-CN**); (B) the PL decay curves of **M-CN**; (C) the luminescent behavior of **M-CN** ( $\lambda_{ex} = 365$  nm).

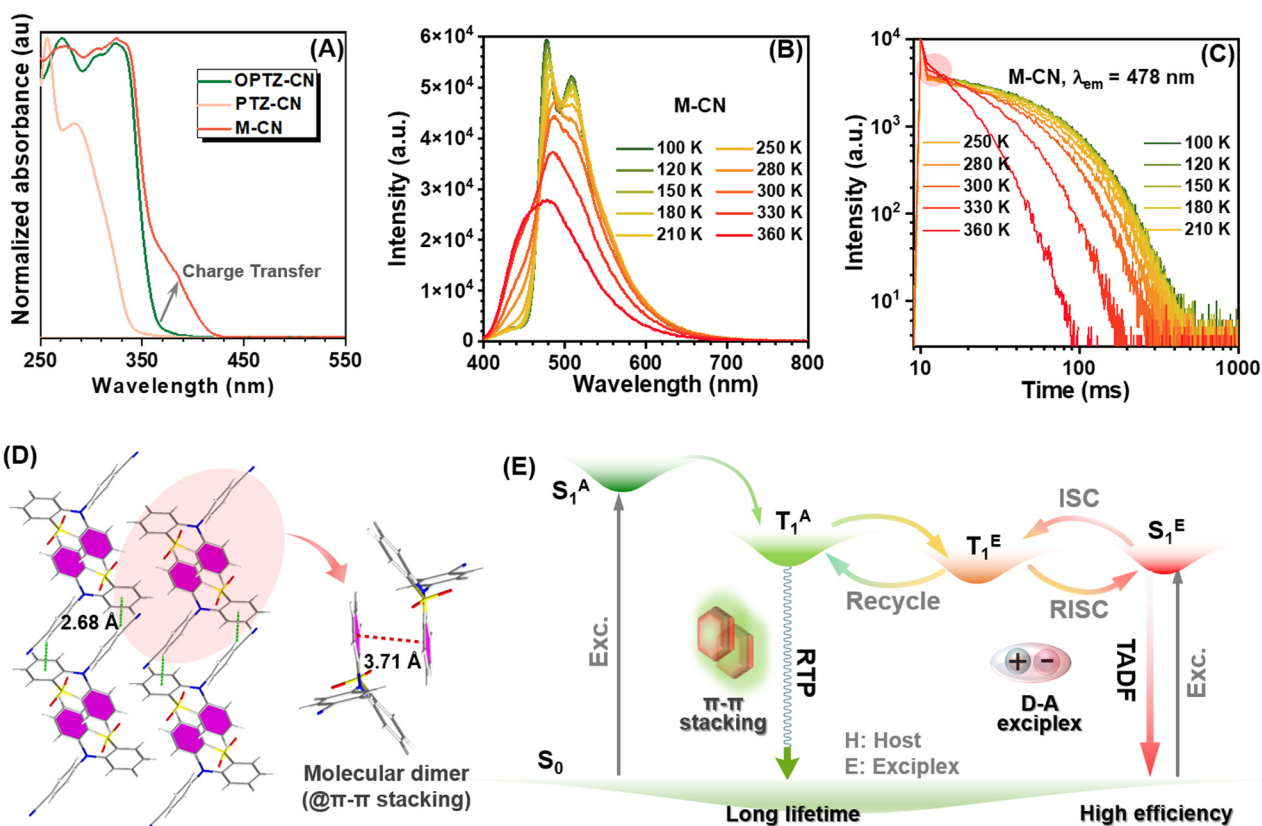


Fig. 3 (A) Normalized UV-Vis absorption spectra of the **OPTZ-CN** crystal, **PTZ-CN** solution and **M-CN** crystal; (B) temperature-dependent PL spectra of the **M-CN** crystal; (C) temperature-dependent PL decay curves of the **M-CN** crystal at 478 nm; (D) single crystal structure of the **OPTZ-CN** crystal; (E) proposed mechanism for the unique luminescent behaviors of the **M-CN** crystal.

crystal, the existence of TADF and persistent RTP effects could be further certified.

Further on, the phosphorescence behaviors of **OPTZ-CN** and **PTZ-CN** were studied at 77 K. As shown in Fig. S11 (ESI<sup>†</sup>), just one main phosphorescence band at about 430 nm could be observed for **OPTZ-CN** in both the solution and crystal states at 77 K, which corresponds to the RTP one of its crystal at short wavelength (425 nm). Coupled with the single crystal structure of **OPTZ-CN** (Fig. 3(D)), in which, an obvious molecular dimer with strong intermolecular  $\pi$ - $\pi$  stacking (3.71 Å) exists, it could be inferred that the RTP peak at 425 nm should originate from the **OPTZ-CN** monomer, while the longer one at 485 nm is from the dimer-based excimer (Fig. S12, ESI<sup>†</sup>), just like other phenothiazine-5,5-dioxide derivatives in previous work.<sup>40</sup> As for **PTZ-CN**, the phosphorescence bands of its solution and crystal at 77 K both well correspond to the RTP one of the crystal (Fig. S13, ESI<sup>†</sup>). On the other hand, the intermolecular  $\pi$ - $\pi$  distances in the **PTZ-CN** crystal were as long as 4.59 and 5.18 Å, suggesting the absence of  $\pi$ - $\pi$  interaction (Fig. S14, ESI<sup>†</sup>). Thus, it could be concluded that the RTP emission of **PTZ-CN** is from its monomer. When **OPTZ-CN** and **PTZ-CN** are mixed together with the mass ratio of 99:1 to form M-CN, the resultant molecular packing is still dominated by the **OPTZ-CN** crystal, as indicated by their powder X-ray diffraction (PXRD) patterns in Fig. S15 (ESI<sup>†</sup>).

Based on these PL behaviors and crystal structures, the excited process of M-CN in PL was proposed. As shown in Fig. 3(E), upon 365 nm UV irradiation, the excimer based on the **OPTZ-CN** dimer and exciplex based on **OPTZ-CN/PTZ-CN** would be both excited and jump from the  $S_1$  to  $T_1$  states through ISC transition. Because of the small energy gap ( $\Delta E_{ST}$ ) between  $S_1$  and  $T_1$  in the exciplex, RISC could happen, then leading to efficient TADF emission from it. On the other hand, the  $T_1$  states for the excimer based on the **OPTZ-CN** dimer and exciplex based on **OPTZ-CN/PTZ-CN** are both at about 2.56 eV, which allows their corresponding triplet excitons to make a cyclic

transfer between them. Thus, their exciton lifetimes are much prolonged, thus resulting in an abnormal long lifetime of TADF (37 ms) from the exciplex (**OPTZ-CN/PTZ-CN**) and persistent RTP lasting for more than 3 min from the excimer (**OPTZ-CN** dimer). Thus, the exciplex as a good platform to construct TADF and persistent RTP materials could be well certified, in which, the TADF and RTP properties have a mutually promoting relationship in emission lifetime.

It is worth emphasizing that long-lived TADF and RTP are unusual and may result from a combination of causes. Besides the cyclic transfer of different excitons to prolong their lifetimes, and rigid molecular stacking of the M-CN crystal should also be crucial.<sup>41-44</sup> **OPTZ-CN** and **PTZ-CN** have similar molecular structures/conformations, so the M-CN crystal containing a small amount of **PTZ-CN** can still maintain good rigidity, which is beneficial for the suppression of non-radiative transitions. This is corroborated by the afterglow behaviours of the M-CN crystals with different mass ratios of **PTZ-CN** (Fig. S16, ESI<sup>†</sup>). In these doping systems, the afterglow shortens significantly with higher **PTZ-CN** ratios, indicating that the exciton lifetime decreases with lower crystal structure integrity. From another perspective, we can also assume that the excitons can be effectively blocked by the acceptor at low donor concentration, which reduces the quenching probability and prolongs the excitons' lifetime.

Further on, the M-CN crystal was found to show bright blue mechanoluminescence (ML) under the mechanical stimulation of a glass rod, such as grinding and rubbing, while both **PTZ-CN** and **OPTZ-CN** were ML in-active (Fig. 4(A)). As shown in Fig. S17 (ESI<sup>†</sup>), the ML intensity of M-CN decreased with the increase of the doping concentration for **PTZ-CN**, and there was almost no ML after the mass ratio of **PTZ-CN** was higher than 33%. Additionally, the ML spectrum of M-CN was well consistent with the PL one, indicating that the ML emission of M-CN is also from the excited state of the exciplex. According to the previous reports, most ML emissions came from the piezoelectric effect of the crystal, which was heavily related to the non-centrosymmetric molecular packing

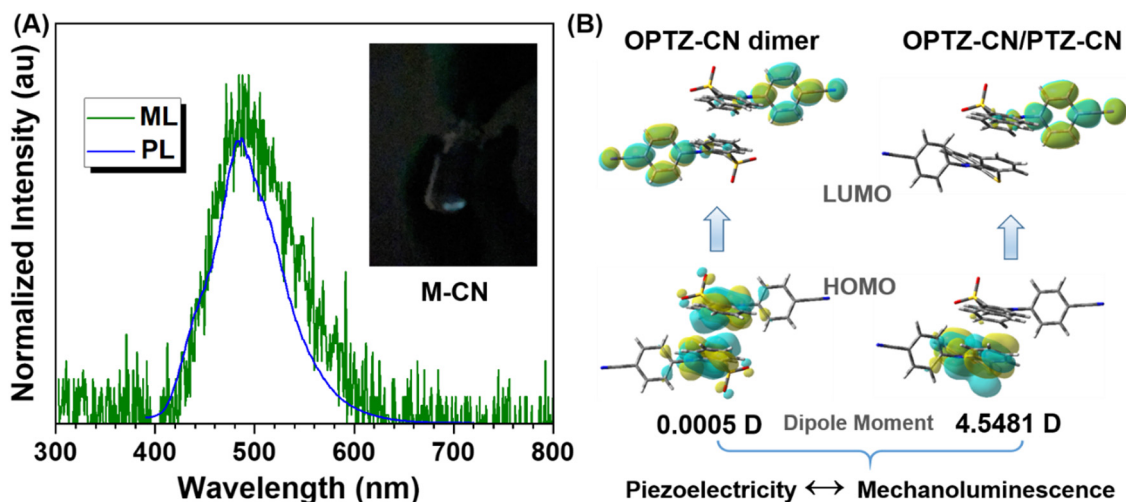


Fig. 4 (A) Normalized PL and ML spectra of the M-CN crystal; (B) theoretical calculations of the HOMO/LUMO orbitals and dipole moments for the **OPTZ-CN** dimer and **OPTZ-CN/PTZ-CN** exciplex.

with large dipole moment (Fig. S18, ESI†).<sup>45</sup> For the host molecule of **OPTZ-CN**, its crystal presents a centrosymmetric space group of  $P\bar{1}$ . Correspondingly, the dipole moment for the **OPTZ-CN** dimer with  $\pi$ - $\pi$  stacking was calculated to be nearly zero, which is not conducive to the ML emission (Fig. 4(B)). When one **OPTZ-CN** molecule in its dimer was replaced by **PTZ-CN** to form an exciplex (**OPTZ-CN/PTZ-CN**), the dipole moment could be largely increased to 4.5418 D. Thus, after **PTZ-CN** was doped in **OPTZ-CN** to form an exciplex, the centrosymmetric molecular packing of the **OPTZ-CN** crystal was broken, which then contributed much to the piezoelectric effect and resultant ML emission. Based on this mechanism, the singlet and triplet excitons were formed through the recombination of positive and negative charges at the interface, just like electroluminescence (EL).<sup>46</sup> Therefore, the TADF effect induced by the exciplex would also contribute much to the promotion of bright ML emission, as it could make full use of the excited state energy from both singlet and triplet excitons. Thus, the exciplex as a good platform to construct ML materials could also be well confirmed. Also, the promotion of exciplex-induced TADF on ML effect could be realized, demonstrating the great advances in multifunctional luminescent materials.

## Conclusions

In this work, a host-guest doping system was developed with compound **PTZ-CN** as the guest and its derivative of **OPTZ-CN** as the host. Although just moderate RTP effects were presented for the individual **OPTZ-CN** and **PTZ-CN** crystals, their doping system of M-CN was found to show excellent multifunctional luminescent properties, including TADF, persistent RTP and ML. Experimental results showed that the formation of an exciplex between **OPTZ-CN** and **PTZ-CN** played a significant role, as it could lead to the minimized energy gap ( $\Delta E_{ST}$ ) between the  $S_1$  and  $T_1$  states, prolonged exciton lifetime and increased dipole moment. Also, these different luminescent properties can promote each other, showing the great advances in multifunctional luminescent materials. Thus, an exciplex as a universal platform to construct multifunctional luminescent materials was well demonstrated.

## Author contributions

Jie Yang and Zhen Li conceived and planned this research; Yusheng Wang, Mingxue Gao, Jia Ren, Jiayi Liang and Yao Zhao performed the experiments; Jie Yang, Yunsheng Wang and Manman Fang performed data analysis; Yunsheng Wang, Jie Yang and Zhen Li wrote the manuscript; Zhen Li and Manman Fang gave the suggestions. All authors discussed the results and approved the final version of the manuscript.

## Conflicts of interest

There are no conflicts to declare.

## Acknowledgements

We are grateful to the National Natural Science Foundation of China (No. 52273191, 22235006, 51903188), the Open Project Program of Wuhan National Laboratory for Optoelectronics (No. 2020WNLOKF013), the starting Grants of Tianjin University and the Tianjin Government for financial support.

## Notes and references

- G. Feng and B. Liu, Aggregation-Induced Emission (AIE) Dots: Emerging Theranostic Nanolights, *Acc. Chem. Res.*, 2018, **51**, 1404–1414.
- M. Fang, J. Yang and Z. Li, Light emission of organic luminogens: Generation, mechanism and application, *Prog. Mater. Sci.*, 2022, **125**, 100914.
- Q. Li and Z. Li, Molecular Packing: Another Key Point for the Performance of Organic and Polymeric Optoelectronic Materials, *Acc. Chem. Res.*, 2020, **53**, 962–973.
- J. Ma, Y. Zhou, H. Gao, F. Zhu and G. Liang, Full-type photoluminescence from a single organic molecule for multi-signal temperature sensing, *Mater. Chem. Front.*, 2021, **5**, 2261–2270.
- Y. Huang, J. Xing, Q. Gong, L. Chen, G. Liu, C. Yao, Z. Wang, H. Zhang, Z. Chen and Q. Zhang, Reducing aggregation caused quenching effect through co-assembly of PAH chromophores and molecular barriers, *Nat. Commun.*, 2019, **10**, 169.
- M. Han, Z. Xu, J. Lu, Y. Xie, Q. Li and Z. Li, Intramolecular-locked triphenylamine derivatives with adjustable room temperature phosphorescence properties by the substituent effect, *Mater. Chem. Front.*, 2022, **6**, 33–39.
- Z. Cong, M. Han, Y. Fan, Y. Fan, K. Chang, L. Xiao, Y. Zhang, X. Zhen, Q. Li and Z. Li, Ultralong blue room-temperature phosphorescence by cycloalkyl engineering, *Mater. Chem. Front.*, 2022, **6**, 1606–1614.
- X. Li, S. Shen, C. Zhang, M. Liu, J. Lu and L. Zhu, Small-molecule based thermally activated delayed fluorescence materials with dual-emission characteristics, *Sci. China: Chem.*, 2021, **64**, 534–546.
- H. Chen, H. Liu, Y. Xiong, J. He, Z. Zhao and B. Z. Tang, New aggregation-induced delayed fluorescent materials for efficient OLEDs with high stabilities of emission color and efficiency, *Mater. Chem. Front.*, 2022, **6**, 924–932.
- J. Yang, X. Zhen, B. Wang, X. Gao, Z. Ren, J. Wang, Y. Xie, J. Li, Q. Peng, K. Pu and Z. Li, The influence of the molecular packing on the room temperature phosphorescence of purely organic luminogens, *Nat. Commun.*, 2018, **9**, 840.
- X. K. Ma and Y. Liu, Supramolecular purely organic room-temperature phosphorescence, *Acc. Chem. Res.*, 2021, **54**, 3403–3414.
- Y. Wang, J. Yang, M. Fang, Y. Yu, B. Zou, L. Wang, Y. Tian, J. Cheng, B. Z. Tang and Z. Li, Förster resonance energy transfer: an efficient way to develop stimulus-responsive

- room-temperature phosphorescence materials and their applications, *Matter*, 2020, 3, 449–463.
- 13 D. Li, J. Yang, M. Fang, B. Z. Tang and Z. Li, Stimulus-responsive room temperature phosphorescence materials with full-color tunability from pure organic amorphous polymers, *Sci. Adv.*, 2022, 8, eabl8392.
  - 14 Y. Wang, J. Yang, Y. Gong, M. Fang, Z. Li and B. Z. Tang, Host-guest materials with room temperature phosphorescence: Tunable emission color and thermal printing patterns, *SmartMat*, 2020, 1, e1006.
  - 15 J. Yang, M. Fang and Z. Li, Stimulus-Responsive Room Temperature Phosphorescence Materials: Internal Mechanism, Design Strategy, and Potential Application, *Acc. Mater. Res.*, 2021, 2, 644–654.
  - 16 Y. Gong, J. Yang, M. Fang and Z. Li, Room-temperature phosphorescence from metal-free polymer-based materials, *Cell Rep. Phy. Sci.*, 2022, 3, 100663.
  - 17 X. Zhen, R. Qu, W. Chen, W. Wu and X. Jiang, The development of phosphorescent probes for in vitro and in vivo bioimaging, *Biomater. Sci.*, 2021, 9, 285–300.
  - 18 C. Zhou, C. Cao, D. Yang, X. Cao, H. Liu, D. Ma, C. Lee and C. Yang, Highly efficient red thermally activated delayed fluorescence emitters by manipulating the molecular horizontal orientation, *Mater. Chem. Front.*, 2021, 5, 3209–3215.
  - 19 J. Yang, M. Fang and Z. Li, Stimulus-responsive room temperature phosphorescence in purely organic luminogens, *InfoMat*, 2020, 2, 791–806.
  - 20 H. Zhang, B. Ma, F. Lin, Z. Yang, G. Huang, B. S. Li and B. Z. Tang, New shoots from old roots: multiple stimuli-responsive properties of a common tetraphenylethene derivative, *Mater. Chem. Front.*, 2022, 6, 176–181.
  - 21 S. Li, Y. Xie, A. Li, X. Li, W. Che, J. Wang, H. Shi and Z. Li, Different Molecular Conformation and Packing Determining Mechanochromism and Room Temperature Phosphorescence, *Sci. China Mater.*, 2021, 64, 2813–2823.
  - 22 J. Yang, Z. Ren, Z. Xie, Y. Liu, C. Wang, Y. Xie, Q. Peng, B. Xu, W. Tian, F. Zhang, Z. Chi, Q. Li and Z. Li, AIEgen with Fluorescence-Phosphorescence Dual Mechanoluminescence at Room Temperature, *Angew. Chem., Int. Ed.*, 2017, 3, 880–884.
  - 23 W. Li, Q. Huang, Z. Mao, Q. Li, L. Jiang, Z. Xie, R. Xu, Z. Yang, J. Zhao, T. Yu, Y. Zhang, M. P. Aldred and Z. Chi, Alkyl Chain Introduction: In Situ Solar-Renewable Colorful Organic Mechanoluminescence Materials, *Angew. Chem., Int. Ed.*, 2018, 57, 12727–12732.
  - 24 Y. Xie and Z. Li, The development of mechanoluminescence from organic compounds: breakthrough and deep insight, *Mater. Chem. Front.*, 2020, 4, 317–331.
  - 25 C. Wang, Y. Yu, C. Ren, Q. Liao, J. Wang, Z. Chai, Q. Li and Z. Li, Heartbeat-sensing mechanoluminescent device based on a quantitative relationship between pressure and emissive intensity, *Matter*, 2019, 2, 181–193.
  - 26 Y. Xie and Z. Li, Triboluminescence: recalling interest and new aspects, *Chem*, 2018, 4, 943–971.
  - 27 Y. Zhuang and R. Xie, Mechanoluminescence rebrightening the prospects of stress sensing: a review, *Adv. Mater.*, 2021, 33, 2005925.
  - 28 Q. Xue and G. Xie, Thermally Activated Delayed Fluorescence beyond Through-Bond Charge Transfer for High-Performance OLEDs, *Adv. Opt. Mater.*, 2021, 9, 2002204.
  - 29 A. D. Nidhankar, Goudappagouda, V. C. Wakchaure and S. S. Babu, Efficient metal-free organic room temperature phosphors, *Chem. Sci.*, 2021, 12, 4216–4236.
  - 30 J. I. Zink, Triboluminescence, *Acc. Chem. Res.*, 1978, 11, 289–295.
  - 31 B. Zhou and D. Yan, Hydrogen-Bonded Two-Component Ionic Crystals Showing Enhanced Long-Lived Room-Temperature Phosphorescence via TADF-Assisted Förster Resonance Energy Transfer, *Adv. Funct. Mater.*, 2019, 29, 1807599.
  - 32 D. Li, J. Yang, Y. Wang, X. Li, D. Zhu, M. Fang and Z. Li, Bright mechanoluminescent luminogens even in daylight through close intermolecular interaction with the characteristic of hybridized local and charge transfer (HLCT), *J. Mater. Chem. C*, 2020, 8, 10852–10858.
  - 33 Y. Wang, J. Yang, M. Fang, Y. Gong, J. Ren, L. Tu, B. Z. Tang and Z. Li, New Phenothiazine Derivatives That Exhibit Photoinduced Room-Temperature Phosphorescence, *Adv. Funct. Mater.*, 2021, 31, 2101719.
  - 34 Y. Wang, H. Gao, J. Yang, M. Fang, D. Ding, B. Z. Tang and Z. Li, High Performance of Simple Organic Phosphorescence Host-Guest Materials and their Application in Time Resolved Bioimaging, *Adv. Mater.*, 2021, 33, 2007811.
  - 35 J. Jin, H. Jiang, Q. Yang, L. Tang, Y. Tao, Y. Li, R. Chen, C. Zheng, Q. Fan, K. Y. Zhang, Q. Zhao and W. Huang, Thermally activated triplet exciton release for highly efficient tri-mode organic afterglow, *Nat. Commun.*, 2020, 11, 842.
  - 36 L. Sun, W. Zhu, W. Wang, F. Yang, C. Zhang, S. Wang, X. Zhang, R. Li, H. Dong and W. Hu, Intermolecular Charge-Transfer Interactions Facilitate Two-Photon Absorption in Styrylpyridine-Tetracyanobenzene Cocrystals, *Angew. Chem., Int. Ed.*, 2017, 56, 7831–7835.
  - 37 E. Lim, Molecular triplet excimers, *Acc. Chem. Res.*, 1987, 20, 8–17.
  - 38 M. Sarma and K. Wong, Exciplex: An Intermolecular Charge-Transfer Approach for TADF, *ACS Appl. Mater. Interfaces*, 2018, 10, 19279–19304.
  - 39 I. S. Park, H. Min and T. Yasuda, Phenyl-triggered photo-physical switching between normal fluorescence and delayed fluorescence in phthalonitrile-based luminophores, *Aggregate*, 2021, 2, 145–150.
  - 40 Z. Liu, Y. Tian, J. Yang, A. Li, Y. Wang, J. Ren, M. Fang, B. Z. Tang and Z. Li, Direct demonstration of triplet excimer in purely organic room temperature phosphorescence through rational molecular design, *Light: Sci. Appl.*, 2022, 11, 142.
  - 41 A. Huang, Q. Li and Z. Li, Molecular Uniting Set Identified Characteristic (MUSIC) of Organic Optoelectronic Materials, *Chin. J. Chem.*, 2022, 40, 2359–2370.
  - 42 J. Wang, Q. Dang, Y. Gong, Q. Liao, G. Song, Q. Li and Z. Li, Precise Regulation of Distance between Associated Pyrene Units and Control of Emission Energy and Kinetics in Solid State, *CCS Chem.*, 2021, 3, 274–286.

- 43 Y. Fan, S. Liu, M. Wu, L. Xiao, Y. Fan, M. Han, K. Chang, Y. Zhang, X. Zhen, Q. Li and Z. Li, Mobile Phone Flashlight Excited Red Afterglow Bioimaging, *Adv. Mater.*, 2022, **34**, 202201280.
- 44 Y. Xie and Z. Li, Approaching aggregated state chemistry accelerated by aggregation-induced emission, *Nat. Sci. Rev.*, 2021, **8**, nwaa199.
- 45 Y. Tian, X. Yang, Y. Gong, Y. Wang, M. Fang, J. Yang, Z. Tang and Z. Li, The initial attempt to reveal the emission processes of both mechanoluminescence and room temperature phosphorescence with the aid of circular dichroism in solid state, *Sci. China: Chem.*, 2021, **64**, 445–451.
- 46 S. Ying, J. Lv, Y. Li, Y. Huo, Y. Liu, D. Ma, L. Peng and S. Yan, A large-scale deep-blue tetraphenylbenzene-bridged hybridized local and charge transfer fluorophore exhibiting small efficiency roll-off and low amplified spontaneous emission threshold, *Mater. Chem. Front.*, 2022, **6**, 2085–2094.