

Green Chemistry

Cutting-edge research for a greener sustainable future

rsc.li/greenchem



ISSN 1463-9262

COMMUNICATION

Kotaro Kikushima, Yasuyuki Kita, Toshifumi Dohi *et al.*
Decarboxylative arylation with diaryliodonium(III) salts:
alternative approach for catalyst-free difluoroenolate
coupling to aryl difluoromethyl ketones

Cite this: *Green Chem.*, 2023, **25**, 1790Received 24th November 2022,
Accepted 18th January 2023

DOI: 10.1039/d2gc04445e

rsc.li/greenchem

Decarboxylative arylation with diaryliodonium(III) salts: alternative approach for catalyst-free difluoroenolate coupling to aryldifluoromethyl ketones†

Kotaro Kikushima,^a Kohei Yamada,^a Narumi Umekawa,^a Natsumi Yoshio,^a Yasuyuki Kita^b and Toshifumi Dohi^{a,b}

Catalyst-free access to aryldifluoromethyl ketones has been achieved through decarboxylative arylation of α,α -difluoro- β -ketoacid salts using diaryliodonium(III) salts. The products were successfully transformed into the corresponding esters, amides, and difluoromethyl compounds. This strategy provides access to fluorine-containing drugs, thus contributing to drug design.

Introduction of fluorine atoms into small molecules is a widely accepted strategy in medicinal chemistry for enhancing the lipophilicity, metabolic stability, and bioavailability relative to those of non-fluorinated parent compounds.¹ Considerable efforts have been devoted to constructing fluorine-containing molecules. Aryldifluoromethyl carbonyls are attractive synthetic intermediates for the corresponding esters, amides, alcohols, and difluoromethyl compounds. These units are present in biologically active compounds, such as the AMPAR allosteric modulator,^{2a} FKBP12 inhibitor,^{2b} fungal CYP51 inhibitor,^{2c} and BACE 1 inhibitor^{2d} (Fig. 1). Furthermore, the difluoromethylene ($-CF_2-$) groups serve as bioisosteres for carbonyl compounds and oxygen and sulfur atoms.^{3,4}

Difluoromethylene units have been introduced by α -fluorination or deoxofluorination of the corresponding carbonyl compounds using electrophilic fluorination reagents⁵ or aminosulfur trifluorides.⁶ However, these reagents are expensive and unstable in water, generating toxic compounds such as HF. In contrast, transformation of fluorine-containing building blocks is an efficient approach as it does not require hazardous fluorination reagents.^{7,8} Aryldifluoroacetates have been synthesized *via* transition metal-catalyzed coupling reactions of commercially available bromodifluoroacetate and aryl

metal species containing zinc,⁹ boron,¹⁰ or silicon (Fig. 2a).¹¹ The combination of aryl halides with metal enolates of α,α -difluoroacetates or α,α -difluoroamides is also an effective approach for accessing α,α -difluorinated carbonyl compounds (Fig. 2b).^{12,13} These methods require the use of organometallic

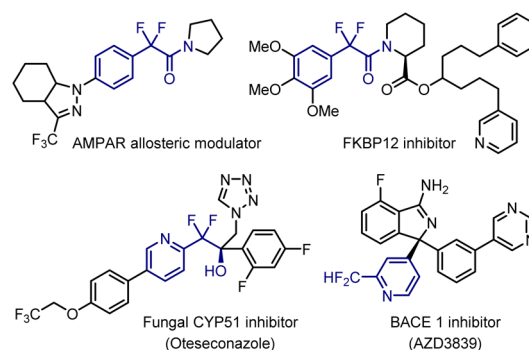
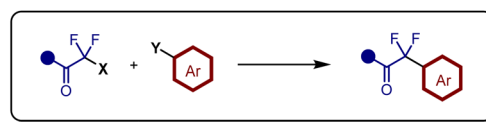


Fig. 1 Biologically active compounds containing difluoromethylene units.



combination of organometallics with metal catalyst

- a) X = Br Y = Zn, B, Si with cat. Co, Pd, Ni refs. 9–11
b) X = Si, Zn Y = Br with cat. Cu, Pd refs. 12

C-H bond functionalization with metal catalyst

- c) X = Br Y = H with cat. Fe, Ir refs. 14, 15
d) X = H Y = Br with cat. Pd refs. 16

decarboxylative bond formation without metal (this work)

- e) X = COONa Y = I^{III} metal-free-conditions

Fig. 2 Various approaches to α -aryl- α,α -difluorinated carbonyl compounds.

^aCollege of Pharmaceutical Sciences, Ritsumeikan University, 1-1-1, Nojihigashi, Kusatsu Shiga, 525-8577, Japan. E-mail: kixy@fc.ritsumei.ac.jp, td1203@ph.ritsumei.ac.jp

^bResearch Organization of Science and Technology, Ritsumeikan University, 1-1-1, Nojihigashi, Kusatsu Shiga, 525-8577, Japan. E-mail: kita@ph.ritsumei.ac.jp

† Electronic supplementary information (ESI) available. See DOI: <https://doi.org/10.1039/d2gc04445e>

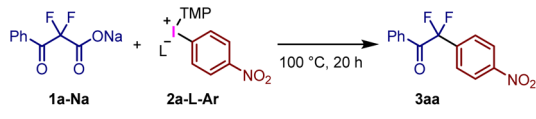
species and transition metal catalysts, which increases costs and generates stoichiometric amounts of metallic byproducts containing zinc, boron, or silicon salts. Direct C–H bond functionalization of arenes (Fig. 2c) or difluoroacetophenone (Fig. 2d) using Fenton reagents,¹⁴ photocatalysts,¹⁵ or palladium catalysts can generate aryldifluoromethyl carbonyl compounds.¹⁶ Nevertheless, these methods require metal catalysts and/or organometallic species.

As an alternative approach to avoid chemical wastes, decarboxylative coupling reactions are an attractive strategy because they generate only carbon dioxide as the byproduct during bond formation.¹⁷ Decarboxylative fluoroalkylation using α -fluorinated carboxylate can produce the corresponding organofluorines, although these reactions require transition metals, heat, or photoirradiation in most cases.^{17,18} Fluorine-containing activated methylene derivatives undergo decarboxylative C–C bond formation under relatively mild conditions,¹⁹ although the generation of aryldifluoromethyl ketones *via* decarboxylative arylation is unprecedented so far.²⁰ Given these circumstances, the development of catalyst-free arylation of fluorinated carboxylates, without chemical waste, would be an economical and environmentally friendly method for the synthesis of fluorine-containing biologically active compounds.

To achieve catalyst-free decarboxylative fluoroalkylation, we focused on the use of diaryliodonium(III) salts ($\text{Ar}^1\text{Ar}^2\text{I}^+\text{X}^-$) as arylation reagents. This will offer an alternative approach to transition metal-free arylations of various nucleophiles forming aryl–heteroatom and aryl–carbon bonds.²¹ Our group has developed an efficient method for the arylation of carboxylic acids,^{22a} phenols,^{22b} and hydroxyamines^{22c} using easily accessible trimethoxyphenyl (TMP) iodonium salts ($\text{Ar}(\text{TMP})\text{I}^+\text{X}^-$).^{23,24} Herein, we describe the first example of the decarboxylative arylation of difluoroacetate derivatives using TMP-iodonium tosylates to afford aryldifluoromethyl carbonyl compounds (Fig. 2e). The selective C–H bond functionalization of uracil through the present strategy to incorporate fluorine-containing functional groups was also demonstrated.

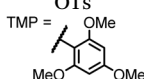
Initially, we examined the reaction of α,α -difluoro- β -ketoacid sodium salt **1a-Na** with (4-nitrophenyl)(TMP)iodonium tosylate **2a-OTs-TMP** in toluene at 100 °C to afford the desired decarboxylative coupling product **3aa** in 86% yield (Table 1, entry 1). In this reaction, formation of the corresponding aryl ester *via* a direct coupling reaction was not observed. When the reaction was carried out at 70 °C, the yield dropped to 34% (entry 2). Combining acid **1a-H**, instead of **1a-Na**, with Na_2CO_3 decreased the yield to 48%, and a large quantity of the decarboxylative protonation product was generated as a side product presumably reacting with the *in situ* generated H_2O as the proton source (entry 3). In fact, the reaction of **1a-Na** with **2a-OTs-TMP** in the presence of H_2O increased the yield of the protonation product (Fig. S1†). Thus, sodium salt **1a-Na** was employed as the starting material for subsequent examinations. The use of TMP-iodonium trifluoroacetate afforded a comparable yield of **3aa** (entry 4). In contrast, the yield decreased when TMP-iodonium salts bearing triflate, acetate, and tetrafluoroborate were used (entries 5–7). Next, we

Table 1 Optimization of reaction conditions for decarboxylative coupling^a

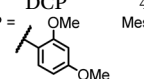


Entry	L	Ar	Solvent	NMR Yield
1	OTs	TMP	Toluene	86%
2 ^b	OTs	TMP	Toluene	34%
3 ^c	OTs	TMP	Toluene	48%
4	OCOCF ₃	TMP	Toluene	83%
5	OTf	TMP	Toluene	26%
6	OAc	TMP	Toluene	15%
7	BF ₄	TMP	Toluene	60%
8	OTs	TMP	PhCF ₃	85%
9	OTs	TMP	DMF	23%
10	OTs	TMP	MeCN	67%
11	OTs	TMP	i-BuOAc	76%
12	OTs	TMP	i-BuOH	11%
13	OTs	TMP	1,4-Dioxane	65%
14	OTs	TMP	4-MeTHP	89% (85%) ^d
15	OTs	DMP	4-MeTHP	87%
16	OTs	Mes	4-MeTHP	45%
17	OTs	DCP	4-MeTHP	35%

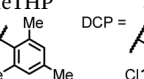
TMP =




DMP =



Mes =



DCP =



^a Reaction conditions: **1a-Na** (0.30 mmol) and **2a-L-Ar** (0.20 mmol) in solvent (1.0 mL) at 100 °C for 20 h; ¹⁹F NMR yield. ^b Conducted at 70 °C. ^c The corresponding acid **1a-H** (0.30 mmol) and Na_2CO_3 (0.30 mmol) were used instead of **1a-Na**. ^d Isolated yield.

screened the solvents using **2a-OTs-TMP**. The use of benzotrifluoride was comparable to that of toluene (entry 8).

The reactivity in *N,N*-dimethylformamide (DMF), in which both starting materials were highly soluble, was low, affording the product in 23% yield (entry 9). Using acetonitrile and isobutyl acetate, which are recommended solvents in the CHEM21 selection guide,²⁵ acceptable yields of **3aa** (entries 10 and 11) were obtained, whereas the yield was low in isobutyl alcohol (entry 12). The present reaction proceeded in THF at 100 °C to afford **3aa** in high yield (not shown in the Table), albeit with low reproducibility, presumably because of the incompatibility of the reaction with the boiling point of THF. Thus, we tested cyclic ethers with high boiling points. Consequently, the reaction in 1,4-dioxane afforded a moderate yield of 65% (entry 13), whereas the reaction in 4-methyltetrahydropyran (4-MeTHP)²⁶ afforded **3aa** in good yields (89%; entry 14). The dimethoxyphenyl (DMP) group was also employed as a dummy aryl ligand instead of the TMP group to afford the desired product **3aa** in a comparable yield (entry 15). In addition, the mesityl (Mes) and dichlorophenyl (DCP) groups allowed selective bond formation, albeit with decreased yields (entries 16 and 17).

We speculated that the present reaction proceeded *via* the initial ligand exchange of fluorinated carboxylate **1a-Na** with the tosylate anion of **2a-OTs**, followed by decarboxylative C–C bond formation. The expected intermediate **1a2a-TMP** was prepared *via* the general synthetic method for TMP-iodonium

salts from 4-nitroiodobenzene with α,α -difluoro- β -keto acid **1a-H** using *m*CPBA as an oxidant (Fig. S2†). Treatment of isolated iodonium salt **1a2a-TMP** in toluene at 100 °C afforded the decarboxylative arylation product **3aa** in 70% yield (Fig. 3a). The reaction of **1a-Na** with **2a-OTs-TMP** in CD₃CN at room temperature was monitored by NMR spectroscopy to confirm the generation of **1a2a-TMP** (Fig. 3b and Fig. S3†). Decarboxylative ligand coupling of **1a2a-TMP** proceeded continuously at 100 °C to afford the coupling product **3aa** in 74% yield (Fig. S4†). The reaction of **1a-Na** and **2a-OTs-TMP** in the presence of TEMPO produced **3aa** in 84% yield (Fig. 3c), indicating that the present reaction does not involve radical species generated by Hunsdiecker-type decarboxylation^{17i,27} and/or single-electron-transfer (SET) process.^{12f,28} When the reaction of **1a-Na** and **2a-OTs-TMP** was carried out with 4-(trifluoromethyl)benzaldehyde, the decarboxylative arylation reaction preferentially proceeded to afford **3aa** in 66% yield, along with quantitative recovery of the added aldehyde (Fig. 3d); formation of a β -hydroxy ketone *via* decarboxylative aldol reaction was not observed. In contrast, **1a-Na** reacted with the aldehyde in the absence of **2a-OTs-TMP** to produce the corresponding β -hydroxy ketone in 76% yield.^{19c,d,e} We assume that sodium difluoroenolate is not a major intermediate for the present decarboxylative bond formation. Based on these results, a plausible reaction mechanism involving decarboxylative arylation is outlined in Fig. 3e. Initially, the ligand exchange of **1a-Na** with tosylate anion of **2a-OTs-TMP** preferentially proceeds before the decarboxylation, generating intermediate **1a2a-TMP** along with the release of TsONa. The precipitation of TsONa can promote this step if nonpolar solvents are used. We envisioned that the decarboxylation of **1a2a-TMP** proceeded to form the corresponding iodonium difluoroenolate salt, containing *O*-bound and/or *C*-bound difluoroenolates.²⁹

Subsequent ligand coupling generates the arylation product **3aa**. The heating is presumably required for the decarboxylation step; silyl difluoroenolates react with diaryliodonium salts at room temperature to afford the corresponding arylation products.¹³ Alternatively, concerted decarboxylative ligand coupling could also be a possible reaction mechanism for the present system.

The decarboxylative arylation of benzoylacetate derivatives is limited to a few examples, which require copper catalysts.^{20a,c} Therefore, the present reaction is a complementary method for accessing difluoromethyl aryl ketones. The limited examples prompted us to examine various combinations of α,α -difluoro- β -ketoacid sodium salts **1-Na** and TMP-iodonium tosylate salts **2-OTs-TMP** (Fig. 4). Functionalized aryl rings bearing nitro, cyano, ester, acetyl, and trifluoromethyl groups were introduced *via* decarboxylative arylation reactions to afford **3aa–3ae**. The ester group was not hydrolysed and survived during the reaction, indicating that the present reaction proceeds under mild conditions at least below pH 10. The introduction of an aryl group bearing an *ortho*-substituent showed a low reactivity (**3af**, 36%) due to steric hindrance. The use of TMP-iodonium tosylates bearing electron-rich aromatic rings proved challenging under standard conditions. Reaction monitoring by NMR spectroscopy suggested that the decarboxylative coupling step was influenced by the low electrophilicity of aryl groups (Fig. S5†). Additional optimization of the reaction conditions (Fig. S6†) revealed that aryl rings bearing methyl and methoxy groups could be successfully introduced at a higher temperature (130 °C) in toluene to afford **3ag–3ai** in moderate yields. α,α -Difluoro- β -ketoacid sodium salts bearing electron-donating groups, such as methoxy, *tert*-butyl, and methyl groups, were employed to afford the corresponding products **3ba**, **3bb**, **3bj**, **3ca**, **3da**, **3ej** and **3bk**. The reactivity

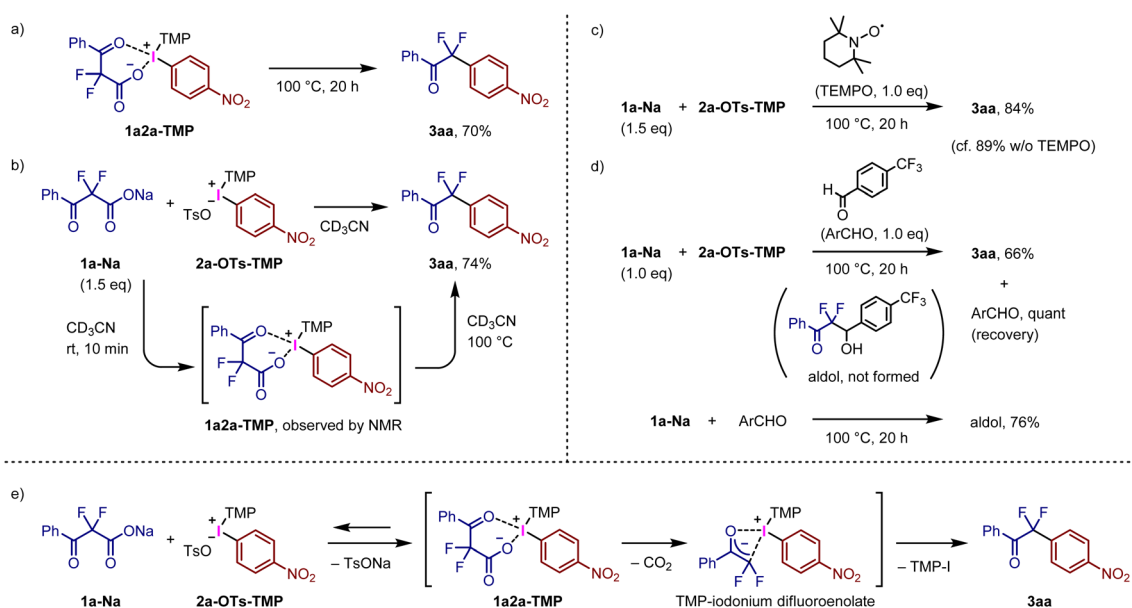


Fig. 3 Mechanistic studies for decarboxylative ligand coupling.

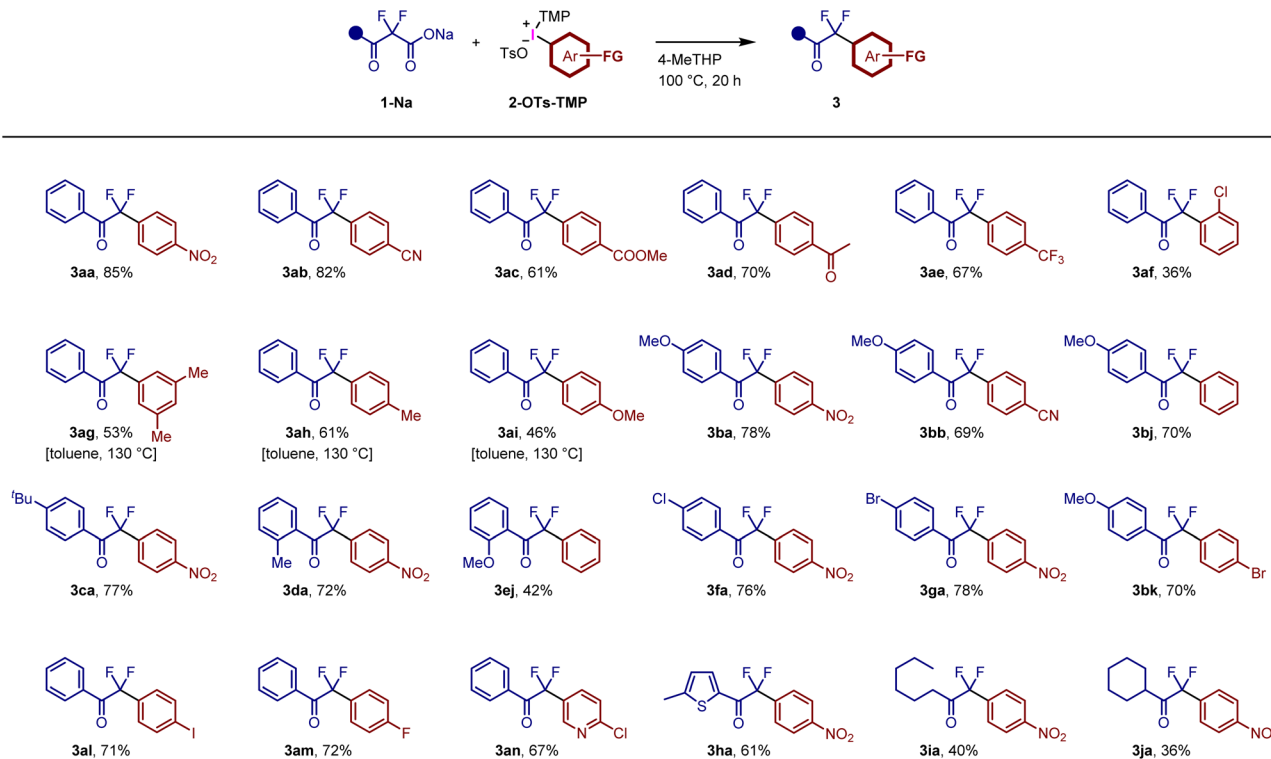


Fig. 4 Synthesis of various aryl difluoromethyl ketones using α,α -difluoro- β -ketoacid sodium salts and TMP-iodonium tosylates.

was unaffected by *ortho*-methyl group to afford **3da** in 72% yield. In contrast, *ortho*-methoxy group decreased the yield (**3ej**: 42%), presumably because the corresponding difluoro-enolate intermediate is hardly generated due to the steric hindrance. The metal-free conditions enable the preparation of reactive aryl halide-bearing products **3af**, **3fa**, **3ga**, **3bk**, **3al** and **3am**. Heteroarenes, such as pyridine and thiophene groups, were incorporated as aryl groups to obtain **3an** and **3ha**. Notably, the nucleophilic aromatic substitution of fluorine and chlorine atoms did not proceed under our conditions (see **3am** and **3an**). Aryl halides **3af**, **3fa**, **3ga**, **3bk**, **3al**, **3am**, and **3an** can be used as starting materials for transition metal-catalyzed coupling or nucleophilic aromatic substitutions. In addition to the aryl ketones, alkyl ketones **3ia** and **3ja** were synthesized from the corresponding α,α -difluoro- β -ketoacid sodium salts, albeit in moderate yields. In all the cases depicted in Fig. 4, arylation products bearing the TMP group were not observed.

The reaction of *N,N*-dimethyluracil(DCP)iodonium tosylate **2o-OTs-DCP** with **1a-Na** resulted in uracil-selective C–C bond formation, affording the corresponding difluoromethyl ketone **3ao** in 65% yield (Fig. 5a). Notably, a C–C bond was formed at the 6-position of *N,N*-dimethyluracil instead of the 5-position, wherein 1,4-addition presumably occurred in the conjugated enone system of the uracil derivative. *N,N*-Dimethyluracil iodonium salts can be synthesized *via* the direct introduction of iodonium moieties, starting from *N,N*-dimethyluracil.^{30,31} In fact, **2o-OTs-DCP** was prepared by the reaction of *N,N*-dimethyluracil and 2,6-dichloriodobenzene (DCP-I) in the pres-

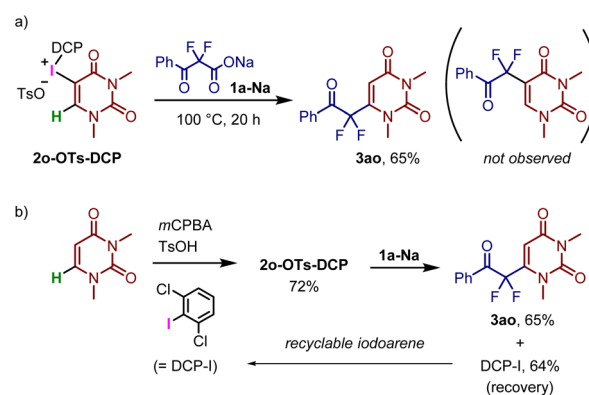


Fig. 5 C–H functionalization of uracil using recyclable iodoarene.

ence of *m*CPBA and *p*-TsOH (Fig. 5b). After the decarboxylative coupling with **1a-Na**, DCP-I was successfully recovered in its pure form, which could be recycled as the starting material for **2o-OTs-DCP**. This strategy enables the selective C–H bond functionalization of uracil using renewable iodonium salt.

Next, we examined the further transformation of the decarboxylative coupling products (Fig. 6). The aryl carbonyl unit of coupling product **3ao** was removed *via* treatment with KOH to generate difluoromethyluracil **4o** in 64% yield. Aryl difluoromethyl ketone **3ae** was reacted with organomagnesium reagents to afford the corresponding tertiary alcohols **5aea** (85%)^{16b} and **5aeb** (61%). Treatment of **3bk** with *m*CPBA in a

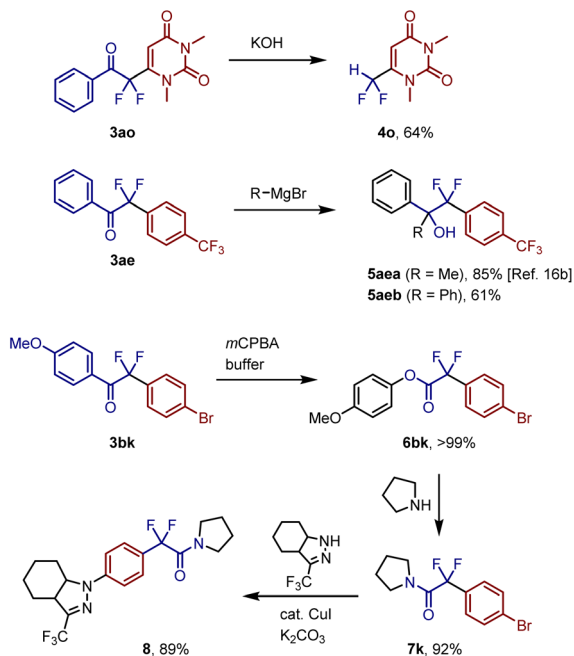


Fig. 6 Transformation of aryl difluoromethyl ketones.

mixed solvent of dichloromethane and 1,1,1,3,3,3-hexafluoro-2-propyl alcohol (HFIP) afforded quantitative yield of aryl ester **6bk**, which reacted with pyrrolidine to generate the corresponding difluoroacetamide **7k** in 92% yield. This sequential transformation was successfully applied to a gram-scale reaction to obtain **7k** in 80% yield (1.2 g) without the isolation of the ester intermediate. Functionalized difluoroacetamide **7k** was converted to the AMPAR allosteric inhibitor **8** in 89% yield via a copper-catalyzed coupling reaction.

Conclusions

We have developed the decarboxylative arylation of an α,α -difluoro- β -keto acid ester with diaryliodonium salts to afford the corresponding α,α -difluoroketones. The reaction involves sequential ligand exchange, followed by decarboxylative ligand coupling. Two fluorine atoms were successfully incorporated at the benzyl position in the absence of hazardous fluorination reagents, organometallic compounds, and transition metal catalysts. The resulting α,α -difluoromethyl ketone group could be converted into the corresponding ester, amide, and difluoromethyl groups, which are found in biologically active compounds. The present reaction offers an environmentally friendly synthetic approach to fluorine-containing drugs and is expected to contribute to drug design and discovery.

Author contributions

K. K. and T. D. conceived and designed the experiments and directed the project. K. Y., N. U. and N. Y. performed the

experiments. K. K., K. Y. and N. U. analyzed the data and checked the experimental details. K. K., Y. K. and T. D. wrote the paper. All authors have read and agreed to the published version of the manuscript.

Conflicts of interest

There are no conflicts to declare.

Acknowledgements

K. K. and T. D. acknowledge support from JSPS KAKENHI grant number 18H02014 (K. K.) and 19K05466 (T. D.), JST CREST grant number JPMJCR20R1, and the Ritsumeikan Global Innovation Research Organization (R-GIRO) project.

References

- (a) P. Jeschke, *ChemBioChem*, 2004, **5**, 570–589; (b) K. M. G. Müller, C. Faeh and F. Diederich, *Science*, 2007, **317**, 1881–1886; (c) S. Purser, P. R. Moore, S. Swallow and V. Gouverneur, *Chem. Soc. Rev.*, 2008, **37**, 320–330; (d) Y. Zhou, J. Wang, Z. Gu, S. Wang, W. Zhu, J. L. Aceña, V. A. Soloshonok, K. Izawa and H. Liu, *Chem. Rev.*, 2016, **116**, 422–518; (e) J. Wang, M. Sánchez-Roselló, J. L. Aceña, C. del Pozo, A. E. Sorochinsky, S. Fustero, V. A. Soloshonok and H. Liu, *Chem. Rev.*, 2014, **114**, 2432–2506.
- (a) S. E. Ward, M. Harries, L. Aldegheri, N. E. Austin, S. Ballantine, E. Ballini, D. M. Bradley, B. D. Bax, B. P. Clarke, A. J. Harris, S. A. Harrison, R. A. Melarange, C. Mookherjee, J. Mosley, G. Dal Negro, B. Oliosi, K. J. Smith, K. M. Thewlis, P. M. Woollard and S. P. Yusaf, *J. Med. Chem.*, 2011, **54**, 78–94; (b) G. M. Dubowchik, V. M. Vrudhula, B. Dasgupta, J. Ditta, T. Chen, S. Sheriff, K. Sipman, M. Witmer, J. Tredup, D. M. Vyas, T. A. Verdoorn, S. Bollini and A. Vinitzky, *Org. Lett.*, 2001, **3**, 3987–3990; (c) A. G. S. Warrilow, C. M. Hull, J. E. Parker, E. P. Garvey, W. J. Hoekstra, W. R. Moore, R. J. Schotzinger, D. E. Kelly and S. L. Kelly, *Antimicrob. Agents Chemother.*, 2014, **58**, 7121–7127; (d) F. Jeppsson, S. Eketjäll, J. Janson, S. Karlström, S. Gustavsson, L.-L. Olsson, A.-C. Radesäter, B. Ploeger, G. Cebers, K. Kolmodin, B.-M. Swahn, S. von Berg, T. Bueters and J. Fäلتing, *J. Biol. Chem.*, 2012, **287**, 41245–41257.
- (a) G. M. Dubowchik, V. M. Vrudhula, B. Dasgupta, J. Ditta, T. Chen, S. Sheriff, K. Sipman, M. Witmer, J. Tredup, D. M. Vyas, T. A. Verdoorn, S. Bollini and A. Vinitzky, *Org. Lett.*, 2001, **3**, 3987–3990; (b) M. O. Anderson, J. Zhang, Y. Liu, C. Yao, P.-W. Phuan and A. S. Verkman, *J. Med. Chem.*, 2012, **55**, 5942–5950; (c) Q. Zhou, A. Ruffoni, R. Gianatassio, Y. Fujiwara, E. Sella, D. Shabat and P. S. Baran, *Angew. Chem., Int. Ed.*, 2013, **52**, 3949–3952; (d) N. A. Meanwell, *J. Med. Chem.*, 2018, **61**, 5822–5880.

- 4 (a) J. A. Erickson and J. I. McLoughlin, *J. Org. Chem.*, 1995, **60**, 1626–1631; (b) C. D. Sessler, M. Rahm, S. Becker, J. M. Goldberg, F. Wang and S. J. Lippard, *J. Am. Chem. Soc.*, 2017, **139**, 9325–9332; (c) Y. Zafrani, D. Yeffet, G. Sod-Moriah, A. Berliner, D. Amir, D. Marciano, E. Gershonov and S. Saphier, *J. Med. Chem.*, 2017, **60**, 797–804.
- 5 (a) T. Umemoto, K. Kawada and K. Tomita, *Tetrahedron Lett.*, 1986, **27**, 4465–4468; (b) S. Singh, D. D. DesMarteau, S. S. Zuberi, M. Witz and H. N. Huang, *J. Am. Chem. Soc.*, 1987, **109**, 7194–7196.
- 6 (a) W. J. Middleton and E. M. Bingham, *J. Org. Chem.*, 1980, **45**, 2883–2887; (b) G. S. Lal, G. P. Pez, R. J. Pesaresi, F. M. Prozonic and H. Cheng, *J. Org. Chem.*, 1999, **64**, 7048–7054; (c) R. P. Singh, U. Majumder and J. M. Shreeve, *J. Org. Chem.*, 2001, **66**, 6263–6267.
- 7 For recent reviews, see: (a) J. Feng, X. Jia, S. Zhang, K. Lu and D. Cahard, *Org. Chem. Front.*, 2022, **9**, 3598–3623; (b) L. Shi, D. An and G.-J. Mei, *Org. Chem. Front.*, 2022, **9**, 4192–4208; (c) C. M. Kisukuri, V. A. Fernandes, J. A. C. Delgado, A. P. Haring, M. W. Paixao and S. R. Waldvogel, *Chem. Rec.*, 2021, **21**, 2502–2525; (d) R. Britton, V. Gouverneur, J.-H. Lin, M. Meanwell, C. Ni, G. Pupo, J.-C. Xiao and J. Hu, *Nat. Rev. Methods Primers*, 2021, **1**, 47; (e) Z. Zou, W. Zhang, Y. Wang and Y. Pan, *Org. Chem. Front.*, 2021, **8**, 2786–2798; (f) J. B. I. Sap, C. F. Meyer, N. J. W. Straathof, N. Iwumene, C. W. am Ende, A. A. Trabanco and V. Gouverneur, *Chem. Soc. Rev.*, 2021, **50**, 8214–8247; (g) D.-Q. Dong, H. Yang, J.-L. Shi, W.-J. Si, Z.-L. Wang and X.-M. Xu, *Org. Chem. Front.*, 2020, **7**, 2538–2575; (h) X. Ma and Q. Song, *Chem. Soc. Rev.*, 2020, **49**, 9197–9219; (i) A. D. Dilman and V. V. Levin, *Acc. Chem. Res.*, 2018, **51**, 1272–1280; (j) D. E. Yerien, S. Barata-Vallejo and A. Postigo, *Chem. – Eur. J.*, 2017, **23**, 14676–14701; (k) D. Chen, J. Jiang and J.-P. Wan, *Chin. J. Chem.*, 2022, **40**, 2582–2594.
- 8 Recent examples for difluoromethylenation and difluoromethylation: (a) J. Ying, T. Liu, Y. Liu and J.-P. Wan, *Org. Lett.*, 2022, **24**, 2404–2408; (b) H. Li, Q. Sun, T.-T. Zhang, Y. Chen, J. Zhang, H. Deng and H. Jiang, *Chem. – Asian J.*, 2022, **17**, e202200448; (c) V. A. Brotsman, N. S. Lukonina, N. A. Malkin, A. V. Rybalchenko, N. M. Belov and A. A. Goryunkov, *Phys. Chem. Chem. Phys.*, 2022, **24**, 16816–16826; (d) L.-L. Mao, A.-X. Zhou, X.-H. Zhu, H. Peng, L.-X. Quan, J.-P. Wan and S.-D. Yang, *J. Org. Chem.*, 2022, **87**, 12414–12423.
- 9 K. Araki and M. Inoue, *Tetrahedron*, 2013, **69**, 3913–3918.
- 10 (a) Z. Feng, Q.-Q. Min, Y.-L. Xiao, B. Zhang and X. Zhang, *Angew. Chem., Int. Ed.*, 2014, **53**, 1669–1673; (b) Y.-L. Xiao, W.-H. Guo, G.-Z. He, Q. Pan and X. Zhang, *Angew. Chem., Int. Ed.*, 2014, **53**, 9909–9913.
- 11 Y. Wu, H.-R. Zhang, Y.-X. Cao, Q. Lan and X.-S. Wang, *Org. Lett.*, 2016, **18**, 5564–5567.
- 12 (a) Y. Guo and J. M. Shreeve, *Chem. Commun.*, 2007, 3583–3585; (b) K. Fujikawa, Y. Fujioka, A. Kobayashi and H. Amii, *Org. Lett.*, 2011, **13**, 5560–5563; (c) S. Ge, S. I. Arlow, M. G. Mormino and J. F. Hartwig, *J. Am. Chem. Soc.*, 2014, **136**, 14401–14404; (d) S. I. Arlow and J. F. Hartwig, *Angew. Chem., Int. Ed.*, 2016, **55**, 4567–4572; (e) T. Xia, L. He, Y. A. Liu, J. F. Hartwig and X. Liao, *Org. Lett.*, 2017, **19**, 2610–2613; (f) Y.-B. Wu, G.-P. Lu, B.-J. Zhou, M.-J. Bu, L. Wan and C. Cai, *Chem. Commun.*, 2016, **52**, 5965–5968.
- 13 Transition-metal-free arylation of difluorinated silyl enolate with diaryliodonium salt was reported: X. Jiang, D. Meyer, D. Baran, M. A. C. González and K. J. Szabó, *J. Org. Chem.*, 2020, **85**(13), 8311–8319.
- 14 Y. Ohtsuka and T. Yamakawa, *Tetrahedron*, 2011, **67**, 2323–2331.
- 15 (a) Y. Yuan, W. Dong, X. Gao, X. Xie and Z. Zhang, *Org. Lett.*, 2019, **21**, 469; (b) C.-H. Qu, G.-T. Song, J. Xu, W. Yan, C.-H. Zhou, H.-Y. Li, Z.-Z. Chen and Z.-G. Xu, *Org. Lett.*, 2019, **21**, 8169–8173.
- 16 (a) C. Guo, R.-W. Wang and F.-L. Qing, *J. Fluorine Chem.*, 2012, **143**, 135–142; (b) S. Ge, W. Chaładaj and J. F. Hartwig, *J. Am. Chem. Soc.*, 2014, **136**, 4149–4152.
- 17 (a) N. Rodríguez and L. J. Gooßen, *Chem. Soc. Rev.*, 2011, **40**, 5030–5048; (b) J. Cornella and I. Larrosa, *Synthesis*, 2012, 653–676; (c) K. Park and S. Lee, *RSC Adv.*, 2013, **3**, 14165–14182; (d) Z.-L. Wang, *Adv. Synth. Catal.*, 2013, **355**, 2745–2755; (e) J. Xuan, Z.-G. Zhang and W.-J. Xiao, *Angew. Chem., Int. Ed.*, 2015, **54**, 15632–15641; (f) L.-N. Guo, H. Wang and X.-H. Duan, *Org. Biomol. Chem.*, 2016, **14**, 7380–7391; (g) T. Patra and D. Maiti, *Chem. – Eur. J.*, 2016, **23**, 7382–7401; (h) Y. Wei, P. Hu, M. Zhang and W. Su, *Chem. Rev.*, 2017, **117**, 8864–8907; (i) J. Schwarz and B. König, *Green Chem.*, 2018, **20**, 323–361; (j) P. Xiao, X. Pannecoucke, J.-P. Bouillon and S. Couve-Bonnaire, *Chem. Soc. Rev.*, 2021, **50**, 6094–6151.
- 18 Selected examples for decarboxylative coupling using trifluoroacetate generating aryl trifluoride: (a) K. Matsui, E. Tobita, M. Ando and K. Kondo, *Chem. Lett.*, 1981, 1719–1720; (b) G. E. Carr, R. D. Chambers, T. F. Holmes and D. G. Parker, *J. Chem. Soc., Perkin Trans. 1*, 1988, 921–926; (c) Y. Li, T. Chen, H. Wang, R. Zhang, K. Jin, X. Wang and C. Duan, *Synlett*, 2011, 1713–1716; (d) M. Chen and S. L. Buchwald, *Angew. Chem., Int. Ed.*, 2013, **52**, 11628–11631; (e) G. Shi, C. Shao, S. Pan, J. Yu and Y. Zhang, *Org. Lett.*, 2015, **17**, 38–41; (f) J. Lin, Z. Li, J. Kan, S. Huang, W. Su and Y. Li, *Nat. Commun.*, 2017, **8**, 14353.
- 19 (a) J. Saadi and H. Wennemers, *Nat. Chem.*, 2016, **8**, 276–280; (b) E. Gupta, R. Kant and K. Mohanan, *Org. Lett.*, 2017, **19**, 6016–6019; (c) H.-F. Mao and Z.-J. Liu, *Tetrahedron Lett.*, 2017, **58**, 3394–3397; (d) J.-W. Yuan, S.-N. Liua and W.-P. Mai, *Org. Biomol. Chem.*, 2017, **15**, 7654–7659; (e) A. Tarui, M. Oduti, S. Shinya, K. Sato and M. Omote, *RSC Adv.*, 2018, **8**, 20568–20575; (f) F. de Azambuja, M. H. Yang, T. Feoktistova, M. Selvaraju, A. C. Brueckner, M. A. Grove, S. Koley and P. H. Cheong, *Nat. Chem.*, 2020, **12**, 489–496.
- 20 Metal-catalyzed decarboxylative arylation of non-fluorinated activated methylene derivatives, see: (a) A. Bruggink and A. McKillop, *Tetrahedron*, 1975, **31**, 2607–2619; (b) B. Song, F. Rudolphi, T. Himmler and L. J. Gooßen, *Adv.*

- Synth. Catal.*, 2011, **353**, 1565–1574; (c) D. Zhao, Y. Jiang and D. Ma, *Tetrahedron*, 2014, **70**, 3327–3332; (d) P. J. Moon, S. Yin and R. J. Lundgren, *J. Am. Chem. Soc.*, 2016, **138**, 13826–13829.
- 21 For selected reviews, see: (a) P. J. Stang and V. V. Zhdankin, *Chem. Rev.*, 1996, **96**, 1123–1178; (b) E. A. Merritt and B. Olofsson, *Angew. Chem., Int. Ed.*, 2009, **48**, 9052–9070; (c) M. S. Yusubov, A. V. Maskaev and V. V. Zhdankin, *Arkivoc*, 2011, 370–409; (d) B. Olofsson, *Top. Curr. Chem.*, 2016, **373**, 135–166; (e) K. Aradi, B. L. Toth, G. L. Tolnai and Z. Novák, *Synlett*, 2016, 1456–1485; (f) P. Villo and B. Olofsson, *Arylations Promoted by Hypervalent Iodine Reagents in Patai's Chemistry of Functional Groups (Hypervalent Halogen Compounds)*, John Wiley & Sons, Chichester, 2018; (g) N. Takenaga, R. Kumar and T. Dohi, *Front. Chem.*, 2020, **8**, 599026–599033; (h) K. Kikushima, E. E. Elboray, J. O. C. Jiménez-Halla, C. R. Solorio-Alvarado and T. Dohi, *Org. Biomol. Chem.*, 2022, **22**, 3231–3248.
- 22 (a) T. Dohi, D. Koseki, K. Sumida, K. Okada, S. Mizuno, A. Kato, K. Morimoto and Y. Kita, *Adv. Synth. Catal.*, 2017, **359**, 3503–3508; (b) K. Kikushima, N. Miyamoto, K. Watanabe, D. Koseki, Y. Kita and T. Dohi, *Org. Lett.*, 2022, **24**, 1924–1928; (c) K. Kikushima, A. Morita, E. E. Elboray, T. Bae, N. Miyamoto, Y. Kita and T. Dohi, *Synthesis*, 2022, 5192–5202.
- 23 Preparation of TMP-iodonium(III) salts; see: (a) T. L. Seidl, S. K. Sundalam, B. McCullough and D. R. Stuart, *J. Org. Chem.*, 2016, **81**, 1998–2009; (b) V. Carreras, A. H. Sandtorv and D. R. Stuart, *J. Org. Chem.*, 2017, **82**, 1279–1284; (c) E. Lindstedt, M. Reitti and B. Olofsson, *J. Org. Chem.*, 2017, **82**, 11909–11914.
- 24 For selected examples reported by other groups, see: (a) J. Malmgren, S. Santoro, N. Jalalian, F. Himo and B. Olofsson, *Chem. – Eur. J.*, 2013, **19**, 10334–10342; (b) D. R. Stuart, *Chem. – Eur. J.*, 2017, **23**, 15852–15863; (c) S. Basu, A. H. Sandtorv and D. R. Stuart, *Beilstein J. Org. Chem.*, 2018, **14**, 1034–1038; (d) T. L. Seidl and D. R. Stuart, *J. Org. Chem.*, 2017, **82**, 11765–1177113; (e) A. H. Sandtorv and D. R. Stuart, *Angew. Chem., Int. Ed.*, 2016, **55**, 15812–15815; (f) R. T. Gallagher, S. Basu and D. R. Stuart, *Adv. Synth. Catal.*, 2020, **362**, 320–325.
- 25 D. Prat, A. Wells, J. Hayler, H. Sneddon, C. R. McElroy, S. Abou-Shehada and P. J. Dunn, *Green Chem.*, 2016, **18**, 288–296.
- 26 S. Kobayashi, T. Tamura, S. Yoshimoto, T. Kawakami and A. Masuyama, *Chem. – Asian J.*, 2019, **14**, 3921–3937.
- 27 D. Crich and K. Sasaki, the Hunsdiecker and Related Reactions, in *Comprehensive Organic Synthesis II*, ed. P. Knochel and G. Molander, Elsevier, Amsterdam, 2014, 818–836.
- 28 For selected examples, see: (a) T. Dohi, M. Ito, N. Yamaoka, K. Morimoto, H. Fujioka and Y. Kita, *Angew. Chem., Int. Ed.*, 2010, **49**, 3334–3337; (b) N. Yamaoka, K. Sumida, I. Itani, H. Kubo, Y. Ohnishi, S. Sekiguchi, T. Dohi and Y. Kita, *Chem. – Eur. J.*, 2013, **19**, 15004–15011.
- 29 R. Doi, K. Kikushima, M. Ohashi and S. Ogoshi, *J. Am. Chem. Soc.*, 2015, **137**, 3276–3282.
- 30 (a) K. R. Roh, J. Y. Kim and Y. H. Kim, *Chem. Lett.*, 1998, **27**, 1095–1096; (b) K. R. Roh, J. Y. Kim and Y. H. Kim, *Tetrahedron Lett.*, 1999, **40**, 1903–1906; (c) Q. Y. Toh, A. McNally, S. Vera, N. Erdmann and M. J. Gaunt, *J. Am. Chem. Soc.*, 2013, **135**, 3772–3775.
- 31 Our group has reported the synthesis of stable uracil-iodonium salts and their transformations; see: (a) N. Takenaga, S. Ueda, T. Hayashi, T. Dohi and S. Kitagaki, *Heterocycles*, 2018, **97**, 1248–1256; (b) N. Takenaga, T. Hayashi, S. Ueda, H. Satake, Y. Yamada, T. Kodama and T. Dohi, *Molecules*, 2019, **24**, 3034; (c) N. Takenaga, S. Ueda, T. Hayashi, T. Dohi and S. Kitagaki, *Heterocycles*, 2019, **99**, 865–874.