

# Improving the exchange and correlation potential in density-functional approximations through constraints

Timothy J. Callow,<sup>ab</sup> Benjamin J. Pearce,<sup>a</sup> Tom Pitts,<sup>a</sup>  
Nektarios N. Lathiotakis,<sup>id c</sup> Matthew J. P. Hodgson<sup>id a</sup>  
and Nikitas I. Gidopoulos<sup>id \*a</sup>

Received 21st May 2020, Accepted 6th July 2020

DOI: 10.1039/d0fd00069h

We review and expand on our work to impose constraints on the effective Kohn–Sham (KS) potential of local and semi-local density-functional approximations. Constraining the minimisation of the approximate total energy density-functional invariably leads to an optimised effective potential (OEP) equation, the solution of which yields the KS potential. We review briefly our previous work on this and demonstrate with numerous examples that despite the well-known mathematical issues of the OEP with finite basis sets, our OEP equations are numerically robust. We demonstrate that appropriately constraining the ‘screening charge’ which corresponds to the Hartree, exchange and correlation potential not only corrects its asymptotic behaviour but also allows the exchange and correlation potential to exhibit a non-zero derivative discontinuity, a feature of the exact KS potential that is necessary for the accurate prediction of band-gaps in solids but very hard to capture with semi-local approximations.

## 1. Introduction

A challenge with common density-functional approximations is the accuracy imbalance between the energy functionals and the corresponding Kohn–Sham (KS) potentials, *i.e.* the functional derivatives of the energy density-functionals. Although the accuracy and quality of an energy density-functional are often quite good, the resulting KS potential is inferior.<sup>1–3</sup> The quest to derive ever more accurate energy density-functionals to obtain moderate improvements of the KS potential may not be the best strategy (it is vulnerable to diminishing returns in

<sup>a</sup>Department of Physics, Durham University, South Road, Durham, DH1 3LE, UK. E-mail: timothy.callow@durham.ac.uk; b.j.pearce@durham.ac.uk; tom.pitts@durham.ac.uk; matthew.j.hodgson@durham.ac.uk; nikitas.gidopoulos@durham.ac.uk

<sup>b</sup>Max-Planck-Institut für Mikrostrukturphysik, Weinberg 2, D-06120 Halle, Germany

<sup>c</sup>Theoretical and Physical Chemistry Institute, National Hellenic Research Foundation, Vass. Constantinou 48, 116 35 Athens, Greece. E-mail: lathiot@eie.gr



the accuracy of the KS potential). We explore different routes to improved accuracy for these calculations.

Previously, we explored the minimisation of potential functionals defined by an energy difference, instead of density-functionals of the total energy, as a means of improving the quality of the KS potential.<sup>4–7</sup> The advantage of this approach is that the energy difference is bound from below, even in approximations from finite-order (second) perturbation theory; the latter can then be employed directly to derive accurate exchange–correlation (xc) potentials without the risk of variational collapse.<sup>4,6</sup>

In this paper, we review briefly and expand on our work<sup>8–10</sup> to improve the performance of local and semi-local density-functional approximations (DFAs), by imposing physical constraints on the single-particle, local, effective (KS) potential, whose orbitals minimise the total energy functional. In ref. 8–10 we argued that these constraints improve the asymptotic behaviour and overall quality of the KS potential by removing the erroneous effects of self-interactions (SIs). As evidence, we demonstrated that, compared with the results from the unconstrained minimisation, the ionisation potentials (IPs)<sup>51</sup> of a large number of atoms, molecules and even anions obtained from our constrained minimisation improved significantly, while the calculated total energies increased only minimally.

In this work, we further show that with a judicious choice, the constraints imposed on the KS potential of local and semi-local DFAs enable their (constrained) exchange and correlation potential to exhibit exotic, non-analytic behaviour, expected only in more elaborate and computationally costly levels of theory, or from higher rungs on Jacob's ladder of DFAs, as envisaged by John Perdew and co-workers.<sup>11</sup>

## II. Constrained minimisation of density-functional approximations

In the constrained minimisation method,<sup>8–10</sup> we employ the standard total energy expression in DFT, using a density-functional approximation for the xc energy density-functional,  $E_{xc}^{DFA}[\rho]$ ,

$$E_{v_{en}}^{DFA}[\rho] = T_s[\rho] + \int d\mathbf{r} v_{en}(\mathbf{r})\rho(\mathbf{r}) + U[\rho] + E_{xc}^{DFA}[\rho]. \quad (1)$$

The various quantities have their usual definitions:  $v_{en}$  is the external potential, and  $T_s[\rho]$  and  $U[\rho]$  are the non-interacting kinetic energy and Hartree energy density-functionals, respectively. Following the optimised effective potential method (OEP),<sup>12,13</sup> we set the KS orbitals to satisfy single-particle KS equations employing an effective potential  $v(\mathbf{r})$ ,

$$\left[ -\frac{\nabla^2}{2} + v_{en}(\mathbf{r}) + v(\mathbf{r}) \right] \phi_i(\mathbf{r}) = \epsilon_i \phi_i(\mathbf{r}). \quad (2)$$

The total energy is then minimised by imposing constraints, detailed below, on the effective potential  $v(\mathbf{r})$ . The effective potential  $v(\mathbf{r})$  is akin to the Hartree-exchange and correlation (Hxc) potential of KS theory  $v_{Hxc}^{DFA}(\mathbf{r})$ . However, the



constraints we impose correct the asymptotic form of  $v(\mathbf{r})$  and alleviate other effects of SIs, so in general,  $v(\mathbf{r}) \neq v_{\text{Hxc}}^{\text{DFA}}(\mathbf{r})$ .

In the constrained method, we treat the Hxc screening density, or electron repulsion density,  $\rho_{\text{scr}}(\mathbf{r})$ ,<sup>52</sup> as the fundamental quantity. It is defined *via* Poisson's equation from the Laplacian of the (exact or approximate) KS potential minus the external potential,  $\nabla^2[v_{\text{s}}(\mathbf{r}) - v_{\text{en}}(\mathbf{r})]$ ; for example, the Hxc screening density of the exact KS potential is given by

$$\rho_{\text{scr}}(\mathbf{r}) = -\frac{1}{4\pi} \nabla^2 v_{\text{Hxc}}(\mathbf{r}). \quad (3)$$

Together with the integrated Hxc screening charge  $Q_{\text{scr}}$ ,

$$Q_{\text{scr}} = \int d\mathbf{r} \rho_{\text{scr}}(\mathbf{r}), \quad (4)$$

the Hxc screening density plays a central role in our constrained method to mitigate the effects of self-interactions. The concept of an effective screening density was first explored in ref. 14–16 in terms of a screening density for the xc (or exchange only) potential; for the exact xc potential, the screening charge is  $Q_{\text{scr}}^{\text{xc}} = -1$ .<sup>14–16</sup> It has been used in various applications of the OEP method to fix the freedom of a constant in the OEP solution.<sup>14,17–20</sup>

The Hxc screening charge of the exact KS potential satisfies the intuitive sum rule,<sup>14–16</sup>

$$Q_{\text{scr}} = \int d\mathbf{r} \rho_{\text{scr}}(\mathbf{r}) = N - 1. \quad (5)$$

However, in common DFAs (such as the local density approximation, L(S)DA, and most generalized-gradient approximations (GGAs)), this sum rule is violated and the screening charge is in fact given by  $Q_{\text{scr}} = N$ . We argue<sup>8</sup> that this violation of the sum rule can be attributed to the presence of SIs, since it implies that any of the electrons of an  $N$ -electron system are effectively repelled, *via* the Hxc potential, by a net charge of  $N$  electrons. We note that the sum rule (eqn (5)), which depends on the screening density and is violated for LDA and common GGAs, is different from the well-known sum rule<sup>21</sup> for the xc hole,  $\int d\mathbf{r}' \rho_{\text{xc}}(\mathbf{r}, \mathbf{r}') = -1$ , which is satisfied by LDA and common GGAs. The quantities  $\rho_{\text{scr}}^{\text{xc}}(\mathbf{r})$  and  $\rho_{\text{xc}}(\mathbf{r}, \mathbf{r}')$  are not directly related.

Accordingly, in the constrained minimisation of DFAs<sup>8–10</sup> (which we henceforth refer to as the CDFA method), our strategy to mitigate the effects of SIs on the effective potential is to ensure that the KS orbitals satisfy eqn (2) with the effective potential  $v(\mathbf{r})$  represented by the effective screening density

$$v(\mathbf{r}) = \int d\mathbf{r}' \frac{\rho_{\text{scr}}(\mathbf{r}')}{|\mathbf{r} - \mathbf{r}'|}, \quad (6)$$

where  $\rho_{\text{scr}}(\mathbf{r})$  satisfies two constraints:

$$Q_{\text{scr}} = N - 1, \quad (7)$$

and

$$\rho_{\text{scr}}(\mathbf{r}) \geq 0. \quad (8)$$



The second constraint (8) is physically intuitive, hinting at interpreting  $\rho_{\text{scr}}(\mathbf{r})$  as the charge density of  $N - 1$  electrons. However, this condition is too restrictive and is not satisfied by the exact KS potential.

Nonetheless, the positivity constraint (8) has a double role in the constrained minimisation method. As explained in ref. 8–10, the CDFA minimization procedure must be solved within the optimized effective potential (OEP) framework.<sup>12,13</sup> Primarily, the positivity constraint allows the mathematical problem of constrained minimisation to remain well posed in the limit of complete orbital and auxiliary basis sets;<sup>8,9</sup> without the positivity constraint, there is nothing to prevent the screening density from separating into a component in the energetically important spatial region near the molecule, with charge  $Q_{\text{scr}}^{\text{a}} = N$ , and a separate component with charge  $Q_{\text{scr}}^{\text{b}} = -1$  pushed out to infinity (within the basis set limits). Secondly, the solution of the OEP equation in Gaussian basis set codes is a longstanding problem in DFT, which has hindered the widespread adoption of OEP-based methods in practical calculations. Various methods have been developed to overcome these numerical difficulties which typically manifest themselves as spurious oscillations in the effective potential.<sup>17,18,22</sup> With finite orbital and auxiliary basis sets, the positivity constraint (8) offers a simple way to reduce drastically the variational flexibility of  $\rho_{\text{scr}}(\mathbf{r})$  and of  $v(\mathbf{r})$  and thereby helps to overcome mathematical pathologies in the solution of the OEP equation.

In the previous implementation of the CDFA method, the positivity constraint was used in combination with a singular value decomposition (SVD) of the density–density response matrix to ensure the solution of the OEP equation was well-behaved. Instead, here we apply the method of ref. 23 to solve the OEP equation with the CDFA method. We review the main ideas below; see ref. 23 and the subsequent discussion in ref. 24 and 25 for details.

The OEP equation (Fredholm integral equation of the first kind) is obtained by taking the functional derivative of an energy term with respect to the density (*e.g.*  $T_{\text{s}}[\rho]$ ,  $E_{\text{x}}[\rho]$ ,  $E_{\text{xc}}[\rho]$ ) when this energy term is written as an implicit functional of the density. Alternatively, it can be obtained by minimising the DFT total energy expression (eqn (1)) indirectly by searching for the effective potential  $v(\mathbf{r})$  in eqn (2) whose KS orbitals minimise the total energy.<sup>26,27</sup> Either way, we obtain the integral OEP equation,

$$\int d\mathbf{r}' \chi_v(\mathbf{r}, \mathbf{r}') v(\mathbf{r}') = b_v(\mathbf{r}), \quad (9)$$

where  $\chi_v(\mathbf{r}, \mathbf{r}')$  is the density–density response function given by (in a complete orbital basis set)

$$\chi_v(\mathbf{r}, \mathbf{r}') = 2 \sum_i^{\text{occ}} \sum_a^{\text{unocc}} \frac{\phi_i(\mathbf{r}) \phi_a(\mathbf{r}) \phi_i(\mathbf{r}') \phi_a(\mathbf{r}')}{\varepsilon_i - \varepsilon_a}. \quad (10)$$

The KS orbitals from eqn (2) are assumed to have real values. The right-hand side (RHS),  $b_v(\mathbf{r})$ , depends on the energy term whose functional derivative we take, in our case the Hxc energy  $U[\rho] + E_{\text{xc}}^{\text{DFA}}[\rho]$ . It is given by

$$b_v(\mathbf{r}) = 2 \sum_i^{\text{occ}} \sum_a^{\text{unocc}} \frac{\left\langle \phi_i \left| v_{\text{H}} + \frac{\delta E_{\text{xc}}^{\text{DFA}}}{\delta \rho} \right| \phi_a \right\rangle}{\varepsilon_i - \varepsilon_a} \phi_i(\mathbf{r}) \phi_a(\mathbf{r}). \quad (11)$$



If no constraints are imposed, the solution of eqn (9) is trivially  $v(\mathbf{r}) = v_{\text{Hxc}}^{\text{DFA}}(\mathbf{r})$  within a constant, since  $\chi_v(\mathbf{r}, \mathbf{r}')$  has no null eigenfunctions except the constant function. In ref. 10 we explain how we impose the normalisation constraint (7) on the effective screening density and demonstrate that the scheme can be applied for any given DFA, including LDA, GGAs and hybrid functionals.

To understand the effect of finite orbital basis sets on the solution of the OEP equation, we focus on the density–density response function; the analysis below also applies to the RHS,  $b_v(\mathbf{r})$ . We split  $\chi_v$  into two terms, the first of which can be represented exactly in the orbital basis, and the second of which must be approximated.  $\chi_v$  is given, for  $\lambda = 1$ , by

$$\chi_v^\lambda(\mathbf{r}, \mathbf{r}') = \chi_v^0(\mathbf{r}, \mathbf{r}') + \lambda \bar{\chi}_v(\mathbf{r}, \mathbf{r}'), \quad (12)$$

with

$$\chi_v^0(\mathbf{r}, \mathbf{r}') = 2 \sum_i^{\text{occ}} \sum_{a \in \text{OB}}^{\text{unocc}} \frac{\phi_i(\mathbf{r}) \phi_a(\mathbf{r}) \phi_i(\mathbf{r}') \phi_a(\mathbf{r}')}{\varepsilon_i - \varepsilon_a}, \quad (13)$$

$$\bar{\chi}_v(\mathbf{r}, \mathbf{r}') = 2 \sum_i^{\text{occ}} \sum_{b \notin \text{OB}}^{\text{unocc}} \frac{\phi_i(\mathbf{r}) \phi_b(\mathbf{r}) \phi_i(\mathbf{r}') \phi_b(\mathbf{r}')}{\varepsilon_i - \varepsilon_b}. \quad (14)$$

The sum is over occupied  $\{\phi_i\}$  and unoccupied  $\{\phi_a, \phi_b\}$  KS orbitals (eqn (2)) in the KS Slater determinant. We assume for simplicity that the orbital basis set (OB) is composed exactly of a set of low lying KS orbitals,  $\text{OB} = \{\phi_i\} \cup \{\phi_a\}$ , *i.e.*, the set of orbitals which are occupied in the KS state and the lowest unoccupied ones. Until ref. 23, when working with finite orbital basis sets, the second part  $\bar{\chi}_v$  of the response function, which we denote the ‘complement’ of the response function, was typically omitted.

By definition, the complement  $\bar{\chi}_v$  cannot be represented exactly so we must approximate it. We use the Unsold approximation<sup>28</sup> together with the completeness relation for the KS orbitals (in much the same manner as the well-known Krieger–Li–Iafrate (KLI) approximation<sup>29,30</sup> and common energy denominator approximation (CEDA)<sup>31,32</sup> methods), in which case  $\bar{\chi}_v$  reduces to

$$\bar{\chi}_v(\mathbf{r}, \mathbf{r}') = -\frac{2}{\Delta} \sum_i^{\text{occ}} \phi_i(\mathbf{r}) \phi_i(\mathbf{r}') \left\{ \delta(\mathbf{r} - \mathbf{r}') - \sum_j^{\text{occ}} \phi_j(\mathbf{r}) \phi_j(\mathbf{r}') - \sum_{a \in \text{OB}}^{\text{unocc}} \phi_a(\mathbf{r}) \phi_a(\mathbf{r}') \right\}, \quad (15)$$

where  $-\Delta$  is the common energy denominator that replaces  $\varepsilon_i - \varepsilon_b$  in eqn (14),  $\Delta > 0$ . In eqn (15), we omit the final term with the same domain as  $\chi_v^0$ , because its contribution to  $\chi_v^\lambda$  vanishes for small  $\lambda$ , which is ultimately the limit we seek.

We observe that, as long as  $\Delta > 0$ , the value of  $\Delta$  does not play a role in the results, since  $\Delta$  always appears together with  $\lambda$  in the ratio  $\lambda/\Delta$ , and we investigate the limit  $\lambda \rightarrow 0$ . We shall also consider the limit  $\lambda \rightarrow \infty$ , for which the value of positive  $\Delta$  does not matter either. It is straightforward to confirm that  $\bar{\chi}_v$  is negative semi-definite, like  $\chi_v^0$ , and that the only null eigenfunction of  $\bar{\chi}_v$  is the constant function.

The same procedure is applied for the RHS,  $b_v(\mathbf{r})$ , of eqn (10), which yields the following expressions for the terms  $b_v^0(\mathbf{r})$  and its complement  $\bar{b}_v(\mathbf{r})$ ,



$$b_v^0(\mathbf{r}) = 2 \sum_i^{\text{occ}} \sum_a^{\text{unocc}} \frac{\langle \phi_i | v_{\text{H}} + \frac{\delta E_{\text{xc}}^{\text{DFA}}}{\delta \rho} | \phi_a \rangle}{\varepsilon_i - \varepsilon_a} \phi_i(\mathbf{r}) \phi_a(\mathbf{r}) \quad (16)$$

$$\begin{aligned} \bar{b}_v(\mathbf{r}) = & -\frac{2}{4} \sum_{i=1}^{\text{occ}} \left\{ \phi_i(\mathbf{r}) \int d\mathbf{r}' \delta(\mathbf{r} - \mathbf{r}') \left( v_{\text{H}}(\mathbf{r}') + \frac{\delta E_{\text{xc}}^{\text{DFA}}}{\delta \rho(\mathbf{r}')} \right) \phi_i(\mathbf{r}') - \sum_j^{\text{occ}} \langle \phi_i | v_{\text{H}} \right. \\ & \left. + \frac{\delta E_{\text{xc}}^{\text{DFA}}}{\delta \rho} | \phi_j \rangle \phi_i(\mathbf{r}) \phi_j(\mathbf{r}') \right\}. \end{aligned} \quad (17)$$

The OEP equation thus takes the following form,

$$\int d\mathbf{r}' [\chi_v^0(\mathbf{r}, \mathbf{r}') + \lambda \bar{\chi}_v(\mathbf{r}, \mathbf{r}')] v^\lambda(\mathbf{r}') = b_v^0(\mathbf{r}) + \lambda \bar{b}_v(\mathbf{r}). \quad (18)$$

To solve this equation in a Gaussian basis set code, the screening density is expanded in an auxiliary basis set and its coefficients can be found by a straightforward matrix inversion. The screening charge constraint (7), besides mitigating SI errors, is also necessary to fix the freedom of a constant in the effective potential<sup>17</sup> and is enforced using a Lagrange multiplier. The optimization procedure is explained in detail in ref. 10; the only difference here is that the matrices for the LHS and RHS of the OEP equation now contain the additional complement terms.

Prior to ref. 23, the finite orbital basis OEP was given by the solution of eqn (18) at  $\lambda = 0$ . However, this solution leaves the effective potential  $v^0(\mathbf{r})$  indeterminate in the null space of  $\chi_v^0$ , which is infinite-dimensional. In order to obtain a smooth potential  $v^0(\mathbf{r})$ , one must restrict the freedom of  $v^0(\mathbf{r})$ , which has spawned a variety of approaches in the literature. These include, for example, schemes to balance the relative sizes of the orbital and auxiliary basis sets;<sup>18,19</sup> regularization techniques to smooth the effective potential;<sup>33,34</sup> and removing the additional freedom of an auxiliary basis set.<sup>35</sup> In our method, rather than restricting the freedom of  $v^0(\mathbf{r})$ , we instead solve the OEP equation to find the potential  $v^\lambda(\mathbf{r})$  which is defined mathematically to be unique for finite  $\lambda$ .

The main point of ref. 23 is the observation that the solution of eqn (18) for any finite  $\lambda > 0$ , even for  $\lambda$  tending to zero, determines the effective potential fully, up to a constant. The extension of the response function with  $\bar{\chi}_v$  amounts to using an effectively complete orbital basis. Numerically, we find that the solution of eqn (18) is smooth for almost any  $\lambda > 0$ ,<sup>53</sup> including the limits for small and for large  $\lambda$ , which correspond respectively to the OEP potential in a finite orbital basis,  $v^{\lambda \rightarrow 0}(\mathbf{r})$ , and to its (Unsöld) approximation with a common energy denominator,  $v^\infty(\mathbf{r})$ . It turns out that for the effective xc potentials in the constrained minimisation method, the two solutions are close to each other.

### (A) Relaxing the positivity constraint

In ref. 8–10 we solved the OEP equation for the CDFA method, using finite orbital and auxiliary basis sets, with  $\lambda = 0$ . The indeterminacy of the effective potential was restricted by expressing  $v(\mathbf{r})$  in terms of the screening density  $\rho_{\text{scr}}(\mathbf{r})$  in eqn (6) and then constraining the screening charge  $Q_{\text{scr}}$  (7) as well as the sign of  $\rho_{\text{scr}}(\mathbf{r})$  (8).



However, the positivity constraint, implemented with a penalty function,<sup>10</sup> is a computational bottleneck for the calculation. In a forthcoming paper, we implement the positivity constraint more efficiently, by writing  $\rho_{\text{scr}}(\mathbf{r}) = |f_{\text{scr}}(\mathbf{r})|^2$ , and solving for the screening amplitude  $f_{\text{scr}}(\mathbf{r})$ ,<sup>36</sup> which ensures the constrained minimization is mathematically well posed regardless of basis set size.

In the next part, we investigate the effects of relaxing the positivity constraint on the convergence of the screening potential and screening density. A weak effect, for sufficiently flexible auxiliary basis sets, will justify the relaxation of the positivity constraint and reduce the computational effort. The auxiliary basis sets we use are uncontracted cc-pVXZ,<sup>37,38</sup> with X = D, T, Q.

In the rest of this section, we show indicative results for the CDFA method applied to the LDA functional, henceforth denoted by CLDA, where the minimisation was performed under just the constraint for the screening charge,  $Q_{\text{scr}} = N - 1$  (7). In order to determine  $v(\mathbf{r})$  and  $\rho_{\text{scr}}(\mathbf{r})$ , we employ the extended response function  $\chi_v^\lambda(\mathbf{r}, \mathbf{r}')$ , in the limit of small  $\lambda$ . We use  $\lambda/\Delta = 0.01$ , but the results seem to converge and do not change if we reduce  $\lambda/\Delta$  by an order of magnitude. The positivity constraint enabled the constrained minimisation problem to remain well posed in the limit of large (complete) orbital and auxiliary basis sets. Consequently, we expect the screening charge to change gradually as we increase the size of the auxiliary basis. This effect will be stronger for systems with fewer electrons, since then, the difference between  $N - 1$  and  $N$  is largest.

Calculations were performed in the Gaussian basis set code HIPPO,<sup>54</sup> with one- and two-electron integrals for the Cartesian Gaussian basis elements calculated using the GAMESS code.<sup>39,40</sup> Basis set data was obtained from the Basis Set Exchange database.<sup>41</sup>

In Fig. 1a–c, the CLDA xc potential is shown for the Ne atom and three auxiliary basis sets: un-contracted cc-pVXZ, with X = D, T, Q. In each sub-figure,  $v_{\text{xc}}^{\text{CLDA}}(r)$  is shown for fixed auxiliary basis and various orbital basis sets: cc-pVXZ, with X = D, T, Q, 5. For comparison, the LDA potential  $v_{\text{xc}}^{\text{LDA}}(r)$  is also shown with a green dashed line.

In Fig. 2a–c,  $r^2 \rho_{\text{scr}}(r)$  (CLDA screening density multiplied by  $r^2$ ) is shown for the Ne atom and three auxiliary basis sets: un-contracted cc-pVXZ, with X = D, T, Q. In each sub-figure,  $r^2 \rho_{\text{scr}}(r)$  is shown for fixed auxiliary basis and various orbital basis sets: cc-pVXZ, with X = D, T, Q, 5. The overall convergence of the xc potential is excellent. The convergence of  $\rho_{\text{scr}}(r)$  for fixed auxiliary basis and increasing size of orbital basis is also very good. Before proceeding, it is worth noting that despite

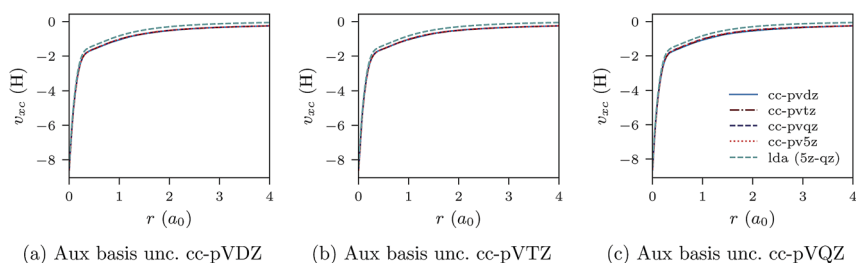


Fig. 1 CLDA xc potentials  $v_{\text{xc}}(r)$  for the Ne atom obtained using fixed auxiliary basis sets with various orbital basis sets. The green dashed line represents LDA.



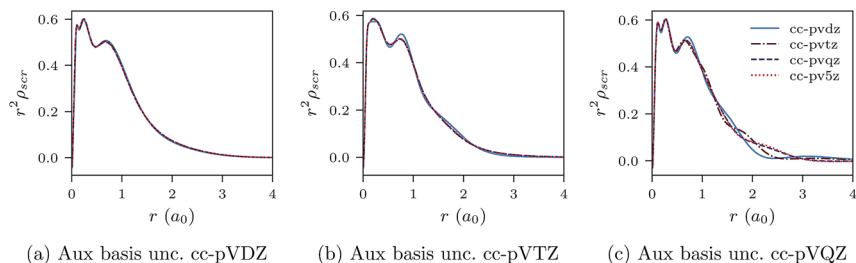


Fig. 2 CLDA results for  $r^2 \rho_{\text{scr}}(r)$  for the Ne atom. Each sub-figure shows the expansion of  $\rho_{\text{scr}}(r)$  for fixed auxiliary basis set and various orbital basis sets.

not deploying the positivity constraint (8) that would restrict the flexibility of the screening density and the xc potential, the latter (solutions of CLDA-OEP eqn (12) and (15) in ref. 10) turn out to be smooth functions, not showing any wild oscillations characteristic of OEP-finite-basis pathologies for any combination of orbital and auxiliary basis sets. This confirms our claim that on extending the domain of the density–density response function (eqn (12) and (18)), the solution of the finite-basis-OEP equations is well behaved.

Fig. 3a–c and 4a–c show similar results to Fig. 1a–c and 2a–c, but for the Be atom.

We proceed to discuss Fig. 5a–c and 6a–c, which show similar results to Fig. 1a–c, 2a–c, 3a–c and 4a–c, but for the He atom. The convergence of the xc potential for fixed auxiliary basis and increasing orbital basis size is good. Note that for any combination of orbital and auxiliary basis, the xc potential is smooth. The convergence of the screening density for fixed auxiliary basis and increasing size of orbital basis is slower than for the other systems. In addition, as the size of the auxiliary basis increases, as shown in Fig. 6a–c, the screening density changes considerably. Note specifically the negative part of the screening density in Fig. 6a–c. In Fig. 6a the negative hump is centred around  $2.5a_0$  away from the origin, in Fig. 6b it is centred around  $3.0a_0$  away from the origin, and in Fig. 6c it has moved to  $3.5a_0$ . This is the effect we discussed in Section II. The positivity constraint enables the constrained minimisation problem to remain well posed for large basis sets (here large auxiliary bases). With only the constraint on  $Q_{\text{scr}}$  enabled and without the positivity constraint, during the total energy minimisation, it becomes energetically preferable to converge to a screening density

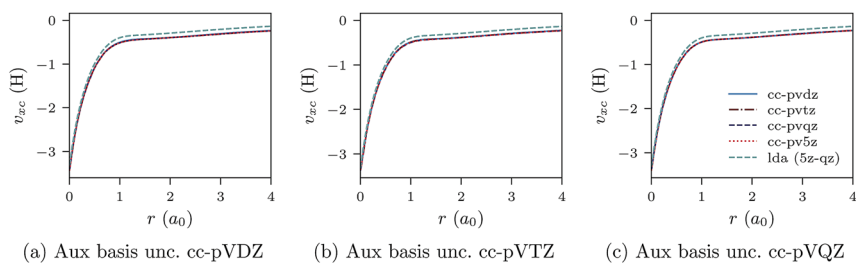


Fig. 3 CLDA xc potentials  $v_{\text{xc}}(r)$  for the Be atom obtained using fixed auxiliary basis sets with various orbital basis sets. The green dashed line represents LDA.





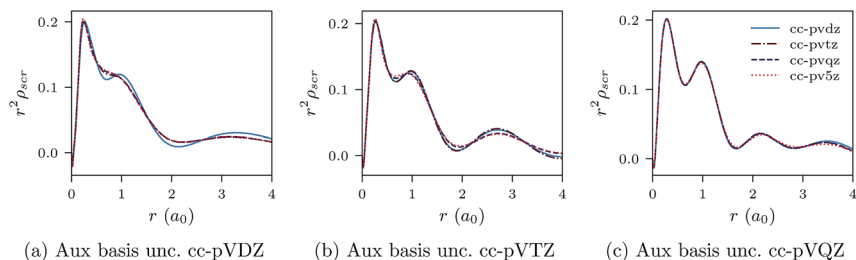


Fig. 4 CLDA results for  $r^2\rho_{\text{scr}}(r)$  for the Be atom. Each sub-figure shows the expansion of  $\rho_{\text{scr}}(r)$  for fixed auxiliary basis set and various orbital basis sets.

with the screening charge locally equal to  $N (=Q_{\text{scr}}^{\text{LDA}})$ , and to shift negative charge density away from the system. This effect is already evident for the moderately large auxiliary bases used in our study, because the difference between  $N - 1$  and  $N$  is relatively large for  $N = 2$ .

Negatively charged ions are another class of difficult systems where LDA fails qualitatively. In Fig. 7a–c and 8a–c we plot the CLDA xc potential and screening density of the chloride anion  $\text{Cl}^-$ . The orbital basis sets are augmented cc-pVXZ, with  $X = \text{D, T, Q, 5}$ . It is evident that both the CLDA xc potential and the CLDA screening density are well converged and these systems do not present a challenge to the constrained minimisation, at least regarding convergence.

In Table 1 we show the IPs of several systems, including anions, obtained as the negative of the HOMO eigenvalue. For comparison with our previous CLDA method, in which we imposed the positivity constraint, we show the CLDA IPs with (fourth column) and without positivity (fifth column). The results with positivity are from ref. 8. The resulting IPs do not depend strongly on the positivity constraint, except in helium, where we see a larger difference. We still see the familiar improvement of CLDA over the LDA results.

In concluding this section, we first recall the reasons why our CDFA method was implemented with the positivity constraint (8). This constraint is intuitive if one considers each electron to experience a repulsive electronic density from the other  $N - 1$  electrons, but it also serves two computational purposes: (i) to avoid shifting negative screening density to infinity as the size of the orbital and auxiliary basis sets increase and (ii) as a regularization technique to avoid pathological behaviour of the OEP solution. As we have seen from the good convergence of the screening

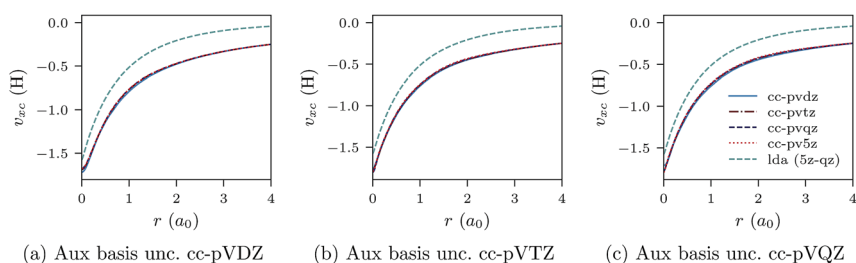


Fig. 5 CLDA xc potentials  $v_{\text{xc}}(r)$  for the He atom obtained using fixed auxiliary basis sets with various orbital basis sets. The green dashed line represents LDA.





Fig. 6 CLDA screening densities  $\rho_{\text{scr}}(r)$  for the He atom expanded in fixed auxiliary basis sets with various orbital basis sets.

densities and potentials, the latter reason is no longer necessary with the introduction of the complement terms in the OEP (eqn (18)).

Regarding the first reason (i), we note that for the moderately large auxiliary basis sets we tested, it is safe to carry out constrained minimisations of the DFA total energy under the constraint of the screening charge only,  $Q_{\text{scr}} = N - 1$ , except for systems with few electrons; for these systems the omission of the positivity constraint manifests itself by shifting negative screening density away from the origin. As such, the benefits of removing the positivity condition, which is a computational bottleneck, usually outweigh the disadvantages. For the benefit of readers less familiar with OEP calculations, we outline the full simplified procedure for solving the CDFA equations in Appendix A.

In the next section, we shall argue that the screening charge constraint endows the xc potential of local and semi-local DFAs with exotic qualities, such a finite derivative discontinuity  $\Delta_{\text{xc}}$ . Although crucial for the accurate prediction of band gaps,  $\Delta_{\text{xc}}$  is notoriously hard to capture in approximations. Advanced approximations have been proposed which capture this discontinuous behaviour, *e.g.*, ref. 42–46, however, further development is required for these methods to yield reliable band gaps for all materials.

### III. Derivative discontinuity of the CDFA xc potential

The discontinuity of the xc potential is defined by



Fig. 7 CLDA xc potentials  $v_{\text{xc}}(r)$  for the  $\text{Cl}^-$  anion obtained using fixed auxiliary basis sets with various orbital basis sets (augmented). The green dashed line represents LDA. Convergence with increasing size of orbital basis is evident.



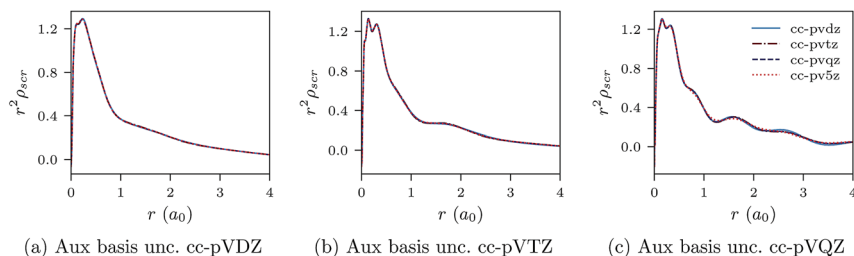


Fig. 8 CLDA screening densities  $\rho_{scr}(r)$  for the  $\text{Cl}^-$  anion expanded in fixed auxiliary basis sets with various orbital basis sets.

$$\Delta_{xc} = \lim_{\omega \rightarrow 0^+} \Delta_{xc}^{\omega}(\mathbf{r}), \quad \text{with} \quad \Delta_{xc}^{\omega}(\mathbf{r}) = v_{xc}^{N+\omega}(\mathbf{r}) - v_{xc}^{N-\omega}(\mathbf{r}) \quad (19)$$

where  $v_{xc}^{N \pm \omega}(\mathbf{r})$  is the xc potential of an ensemble with  $N \pm \omega$  electrons.

The ensemble KS densities with  $N \pm \omega$  electrons are given by

$$\rho_{v_{en}}^{N-\omega}(\mathbf{r}) = \omega \rho_{v_{en}}^{N-1}(\mathbf{r}) + (1 - \omega) \rho_{v_{en}}^N(\mathbf{r}), \quad (20)$$

$$\rho_{v_{en}}^{N+\omega}(\mathbf{r}) = (1 - \omega) \rho_{v_{en}}^N(\mathbf{r}) + \omega \rho_{v_{en}}^{N+1}(\mathbf{r}), \quad (21)$$

where  $\rho_{v_{en}}^M(\mathbf{r})$ ,  $M = N - 1, N, N + 1$ , is the ground state density of the  $M$ -electron KS system in the external potential  $v_{en}(\mathbf{r})$ . We shall use the CLDA KS eqn (2), with constraint (7).

**Table 1** The IPs of selected atoms and molecules (top), and negative ions (bottom) are shown in columns 3–5. The IPs are obtained as the negative of the HOMO eigenvalue  $\varepsilon_H$  of the neutral system or the anion. The positivity constraint is employed for the results in column 4 (from ref. 8) and relaxed for the results in column 5. The experimental IPs and electron affinities are shown in the sixth column. In the second column, X–Y stands for the basis sets cc-pVXZ and uncontracted cc-pVYZ for the expansion of orbitals and screening charge densities. All energies are in eV

	Basis	LDA	CLDA pos.	CLDA no pos.	Exp.
He	T–Q	15.46	23.14	21.57	24.6
Be	T–T	5.59	8.62	8.11	9.32
Ne	T–T	13.16	18.94	18.94	21.6
H <sub>2</sub> O	T–T	6.96	11.24	11.34	12.8
NH <sub>3</sub>	T–T	6.00	9.81	9.77	10.8
CH <sub>4</sub>	D–D	9.28	12.52	10.51	14.4
C <sub>2</sub> H <sub>2</sub>	D–D	7.02	10.63	10.31	11.5
C <sub>2</sub> H <sub>4</sub>	D–D	6.67	9.57	9.35	10.7
CO	D–D	8.75	12.73	12.11	14.1
NaCl	D–D	5.13	7.87	7.82	8.93
F <sup>−</sup>	T <sup>a</sup> –T	$\varepsilon_H > 0$	2.23	2.16	3.34
Cl <sup>−</sup>	T <sup>a</sup> –T	$\varepsilon_H > 0$	2.61	2.59	3.61
OH <sup>−</sup>	T <sup>a</sup> –T	$\varepsilon_H > 0$	0.99	0.93	1.83
CN <sup>−</sup>	T <sup>a</sup> –T	0.13	2.87	2.86	3.77

<sup>a</sup> For the negative ions, the orbital basis was aug-cc-pVTZ.



We seek the derivative discontinuity  $\Delta_{xc}$  of the CLDA xc potential from eqn (19) for reference. In order to obtain  $\Delta_{xc}^\omega(\mathbf{r})$  and then  $\Delta_{xc}$ , one must first find the ensemble KS xc potentials with densities  $\rho_{ven}^{N\pm\omega}(\mathbf{r})$  and subtract them. Work is in progress in our group to obtain directly these ensemble KS xc potentials. Here, we use the method of ref. 47 and 48 to obtain the ensemble KS xc potential by constructing the ensemble density  $\rho_{ven}^{N\pm\omega}$  from separate KS calculations for  $N$ , and  $N \pm 1$  particles and then inverting  $\rho_{ven}^{N\pm\omega}(\mathbf{r})$  to obtain  $v_{xc}^{N\pm\omega}(\mathbf{r})$ .

Let us follow this construction in detail. The two KS ground state densities that build the ensemble density  $\rho_{ven}^{N+\omega}(\mathbf{r})$  can be written:

$$\rho_{ven}^N(\mathbf{r}) = \sum_{i=1}^N |\phi_i[\rho^N](\mathbf{r})|^2 \quad (22)$$

$$\rho_{ven}^{N+1}(\mathbf{r}) = \sum_{i=1}^{N+1} |\phi_i[\rho^{N+1}](\mathbf{r})|^2 \quad (23)$$

The notation makes explicit that  $\{\phi_i[\rho^M](\mathbf{r})\}$  are the KS orbitals of the  $M$ -electron system with density  $\rho^M$ .

In terms of the ensemble KS orbitals  $\{\phi_i[\rho^{N+\omega}](\mathbf{r})\}$ , the ensemble density is given by

$$\rho_{ven}^{N+\omega}(\mathbf{r}) = \sum_{i=1}^N |\phi_i[\rho^{N+\omega}](\mathbf{r})|^2 + \omega |\phi_{N+1}[\rho^{N+\omega}](\mathbf{r})|^2. \quad (24)$$

In addition, from eqn (20)–(23), it is also equal to

$$\rho_{ven}^{N+\omega}(\mathbf{r}) = \sum_{i=1}^N \left[ (1-\omega) |\phi_i[\rho^N](\mathbf{r})|^2 + \omega |\phi_i[\rho^{N+1}](\mathbf{r})|^2 \right] + \omega |\phi_{N+1}[\rho^{N+1}](\mathbf{r})|^2. \quad (25)$$

In general, the ensemble KS orbitals,  $\{\phi_i[\rho^{N+\omega}](\mathbf{r})\}$  in eqn (24), will be linear combinations of the two sets of KS orbitals in eqn (25). However, in the asymptotic region the picture is very simple. For any  $\omega > 0$ , the density  $|\phi_{N+1}[\rho^{N+1}](\mathbf{r})|^2$  of the  $(N+1)$ -th orbital will be the dominant term as every other term in the ensemble density in eqn (25) will have died out. Hence the tail of the  $(N+1)$ -th ensemble KS orbital of eqn (24),  $\phi_{N+1}[\rho^{N+\omega}](\mathbf{r})$ , will be equal, within a phase, to the tail of  $\phi_{N+1}[\rho^{N+1}](\mathbf{r})$ . However,  $\phi_{N+1}[\rho^{N+1}](\mathbf{r})$  is a KS orbital of the  $N+1$  electron system and in the asymptotic region it feels the net Coulomb repulsion of a screening charge of  $N$  electrons. Consequently, in the asymptotic region,  $\phi_{N+1}[\rho^{N+\omega}](\mathbf{r})$  must feel the Coulomb repulsion of an equal amount of screening charge. Since the ensemble KS orbitals lie in a common KS potential, the screening charge of the ensemble screening density will be  $Q_{scr}^{N+\omega} = N$ , for any finite  $\omega > 0$ .

We conclude that when the number of electrons increases past an integer value, the value of the screening charge  $Q_{scr}^{N+\omega}$  increases stepwise,

$$Q_{scr}^{M+\omega} = M, \text{ with } M = N, N \pm 1, \dots \text{ and } 0 < \omega \leq 1. \quad (26)$$

In the limit  $\omega \rightarrow 0^+$ , we have:

$$Q_{scr}^N = N - 1, \quad Q_{scr}^{N+} = N, \quad (27)$$



where  $Q_{\text{scr}}^{N+} = \lim_{\omega \rightarrow 0^+} Q_{\text{scr}}^{N+\omega}$ .

This stepwise increase in screening charge obviously causes a discontinuous jump in the constrained xc potential  $v_{\text{xc}}^{N+\omega}(\mathbf{r})$ . In the limit  $\omega \rightarrow 0^+$ , the jump in the xc potential is  $v_{\text{xc}}^{N+}(\mathbf{r}) - v_{\text{xc}}^N(\mathbf{r})$ , where  $v_{\text{xc}}^{N+}(\mathbf{r}) = \lim_{\omega \rightarrow 0^+} v_{\text{scr}}^{N+\omega}(\mathbf{r})$ . From eqn (19), the jump in the xc potential due to the stepwise increase in the screening charge gives the derivative discontinuity in the CDFA method,

$$\Delta_{\text{xc}}^{\text{CDFA}}(\mathbf{r}) = v_{\text{xc}}^{N+}(\mathbf{r}) - v_{\text{xc}}^N(\mathbf{r}). \quad (28)$$

We note that eqn (28) does not require an ensemble calculation, but only the evaluation of the  $N$ -electron CDFA xc potential for two values of the screening charge and hence could be employed in practical calculations at a moderate computational cost.

In the last part of the paper, we shall compare  $\Delta_{\text{xc}}$  from the constrained minimisation method (eqn (28)) with the result for  $\Delta_{\text{xc}}$  from eqn (19). We shall calculate the differences

$$\Delta_{\text{xc}}^{\omega}(\mathbf{r}) \approx v_{\text{xc}}^{N+\omega}(\mathbf{r}) - v_{\text{xc}}^N(\mathbf{r}) \quad (29)$$

in CLDA for various values of  $\omega$  and investigate the limit of small  $\omega$ .

Before we continue, we note that in the simple model we have constructed to predict the derivative discontinuity, using the inversion of the ensemble density (eqn (19)) and the CDFA method (eqn (28)), we have restricted the freedom of the Hxc potentials by the ansatz in eqn (6); the restriction is that  $v_{\text{xc}}^{N+\omega}(\infty) = 0$ . Consequently, the derivative discontinuities we obtain with eqn (19) and (28) cannot be perfect constant functions but have to vanish at  $r \rightarrow \infty$ . We aim to investigate whether the resulting approximate derivative discontinuity,  $\Delta_{\text{xc}}(\mathbf{r})$ , as a function of  $\mathbf{r}$  remains flat and almost equal to a constant over the region of the atom or the molecule. Finally, we want to obtain the converged value of the constant in the limit of an infinite basis set.

In order to proceed and construct the ensemble density  $\rho_{v_{\text{en}}}^{N+\omega}(\mathbf{r})$ , we need the densities from two KS calculations for  $N$  and  $N + 1$  particles, allowing us to then find the corresponding ensemble xc potential against which  $\Delta_{\text{xc}}^{\text{CDFA}}$  can be compared. We use our CLDA method to obtain the densities  $\rho_{v_{\text{en}}}^N(\mathbf{r})$  and  $\rho_{v_{\text{en}}}^{N+1}(\mathbf{r})$ , in order to control the screening densities of the constituent xc potentials. One of

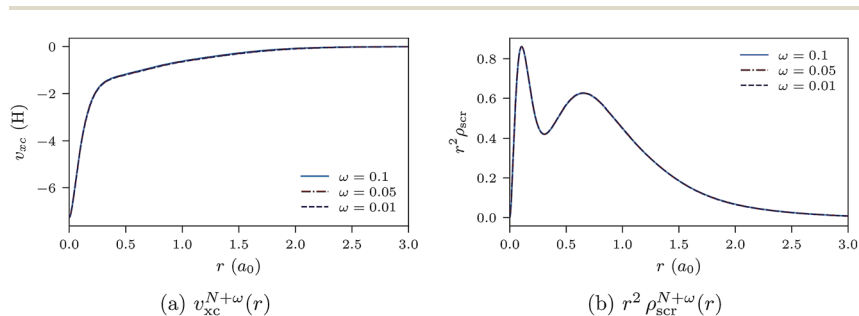


Fig. 9 Ensemble xc potentials and screening densities for various values of  $\omega$  for the Ne atom. The orbital and auxiliary basis sets are uncontracted cc-pVTZ.



the integers  $N$  or  $N + 1$  is an odd number, corresponding to an open shell system. The LDA exchange energy for open shells contains an error (“ghost-exchange error”<sup>49</sup>) in modelling exchange with half the electrons spin-up and half spin-down. In a forthcoming publication,<sup>49</sup> we propose a way to correct this error, still within LDA (not local spin density approximation). Hence, in the KS calculation for an odd number of electrons (either for  $N$  or for  $N + 1$ ), we employ our method to correct for the ghost-exchange error, in order to improve the accuracy of the resulting CLDA xc potential and density. Details will be published in ref. 49.

Once we construct the ensemble density, we invert it to obtain the ensemble KS potential,  $v_{xc}^{N+\omega}(r)$ . For the inversion, we apply the method in ref. 5 and 50. The inversion method<sup>50</sup> requires the *a priori* selection of a value for the screening charge of the xc potential. According to eqn (26), for  $v_{xc}^{N+\omega}(r)$  we set  $Q_{scr}^{N+\omega} = N$ .

In Fig. 9a and b, the ensemble xc potentials  $v_{xc}^{N+\omega}(r)$  and screening densities are shown for various values of  $\omega$ , obtained by inverting the ensemble densities (eqn (25)). The screening charge for the ensemble densities is set as  $Q_{scr}^{N+\omega} = N$ . The xc potentials and screening densities are very close, as expected, which is an indication of the quality of convergence and the inversion method.

In Fig. 10a, the ensemble xc potential,  $v_{xc}^{N+\omega}(r)$ , for  $\omega = 0.1$  (with  $Q_{scr}^{N+\omega} = N$ ) is shown together with  $v_{xc}^N(r)$  and  $v_{xc}^{N+}(r)$ , which have screening charges  $Q_{scr}^N = N - 1$  and  $Q_{scr}^{N+} = N$ . In Fig. 10b, the  $\omega$ -dependent derivative discontinuity (eqn (29)),  $\Delta_{xc}^\omega(r) = v_{xc}^{N+\omega}(r) - v_{xc}^N(r)$ , is shown for various values of  $\omega$ . In the limit of small  $\omega$ ,  $\Delta_{xc}^\omega(r)$  yields the derivative discontinuity using ensembles,  $\Delta_{xc}^{\omega \rightarrow 0}(r) = \Delta_{xc}(r)$ .

The inversion method has some numerical instabilities which are exaggerated when the difference of two potentials is taken. This explains why  $\Delta_{xc}(r)$  is not flat for small  $r$ . The distance  $r$  after which  $\Delta_{xc}(r)$  tends to zero depends on the basis set. However, we do not propose this method as a means of computing the derivative discontinuity in practice, but rather to compare with the results of the CLDA method.

The blue line in Fig. 10b shows the CLDA prediction for the derivative discontinuity,  $\Delta_{xc}^{CLDA}(r)$ , without an ensemble calculation.  $\Delta_{xc}^{CLDA}(r)$  remains almost constant up to a distance of about  $2.5a_0$ , beyond which it tends to zero. The differences  $\Delta_{xc}^\omega(r)$  for decreasing  $\omega$  approach the line for  $\Delta_{xc}^{CLDA}$ , both in height and in the spatial extent over which  $\Delta_{xc}^{CLDA}$  and  $\Delta_{xc}^\omega$  stay almost constant. The value of the constant can be obtained by inspection of Fig. 10b and is approximately 0.35 hartrees, or about 9.5 eV. We can obtain the constant more accurately from

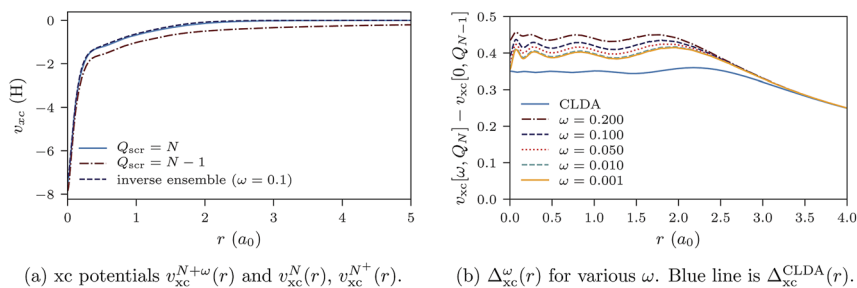


Fig. 10 xc potentials and differences in xc potentials for the Ne atom. The orbital and auxiliary basis sets are uncontracted cc-pVTZ.



**Table 2** The bound eigenvalues  $\varepsilon_i^N$ ,  $\varepsilon_i^{N+}$ , and the difference  $\Delta_i = \varepsilon_i^{N+} - \varepsilon_i^N$  for the CLDA xc potentials  $v_{xc}^N$  and  $v_{xc}^{N+}$ , for the orbitals  $i = 1s, 2s, 2p$ , for the Ne atom. The orbital and auxiliary basis sets are uncontracted cc-pVXZ,  $X = D, T, Q, 5$ . The average difference  $\Delta_i$  per basis set gives  $\Delta_{xc}^{CLDA}$ . All energies are in eV

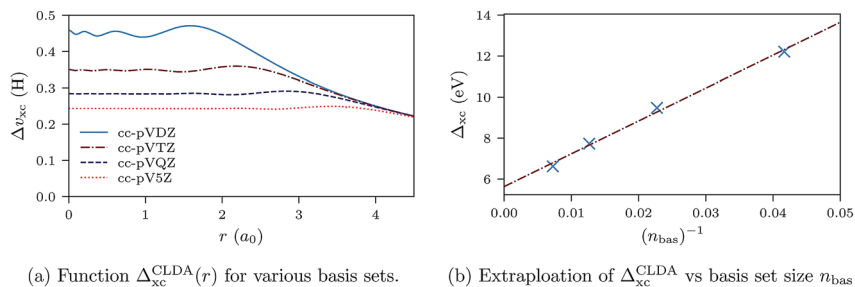
	cc-pVDZ	cc-pVTZ	cc-pVQZ	cc-pV5Z
$\varepsilon_{1s}^N$	-830.10	-829.96	-830.60	-829.63
$\varepsilon_{1s}^{N+}$	-817.86	-820.48	-822.86	-823.02
$\Delta_{1s}$	12.24	9.48	7.74	6.61
$\varepsilon_{2s}^N$	-40.68	-41.14	-41.91	-40.97
$\varepsilon_{2s}^{N+}$	-28.45	-31.66	-34.17	-34.35
$\Delta_{2s}$	12.23	9.48	7.74	6.62
$\varepsilon_{2p}^N$	-18.07	-18.65	-19.44	-18.52
$\varepsilon_{2p}^{N+}$	-5.86	-9.17	-11.71	-11.9
$\Delta_{2p}$	12.21	9.48	7.73	6.62
$\Delta_{xc}^{CLDA}$	12.22	9.48	7.73	6.62

the shift of the occupied single-particle energy levels between the two xc potentials  $v_{xc}^N(\mathbf{r})$  and  $v_{xc}^{N+}(\mathbf{r})$ . For the uncontracted cc-pVTZ basis used for the results in Fig. 10b, we find  $\Delta_{xc}^{CLDA} = 9.48$  eV (see Table 2).

We conclude this section by investigating the influence of basis set size on (a) the height of  $\Delta_{xc}^{CLDA}(r)$  in the region where it is almost flat and (b) the spatial extent of the region over which  $\Delta_{xc}^{CLDA}(r)$  remains flat.

We calculated the xc derivative discontinuity  $\Delta_{xc}^{C DFA}(r)$  with our model (eqn (28)), using as orbital and auxiliary basis sets the uncontracted cc-pVXZ sets, with  $X = D, T, Q, 5$ . The last row of Table 2 shows the value of the derivative discontinuity,  $\Delta_{xc}^{C DFA}$ , for each basis set.

Each column in Table 2 shows the eigenvalues of the occupied orbitals in the Ne atom, with the two constrained xc potentials  $v_{xc}^N(\mathbf{r})$  and  $v_{xc}^{N+}(\mathbf{r})$ , for a specific choice of orbital and auxiliary basis sets. Each column also shows the shift of each eigenvalue  $\Delta_i = \varepsilon_i^{N+} - \varepsilon_i^N$ . The average value of these shifts gives  $\Delta_{xc}^{CLDA}$  in the specific basis. Using the uncontracted cc-pVDZ orbital and auxiliary basis, the shifts of the orbital eigenvalues are almost the same within 0.03 eV. In the



**Fig. 11** Ne atom. Left: the xc derivative discontinuity (height of the plateau in  $\Delta_{xc}^{CLDA}(r)$ ) decreases while the extent of the plateau increases with increasing basis set size. Right:  $\Delta_{xc}^{CLDA}$  behaves linearly with respect to the inverse of the basis set size ( $n_{bas}$  is the number of basis set elements). The extrapolation line intersects the vertical axis (infinite basis set limit) at  $\Delta_{xc}^{CLDA} = 5.6$  eV.



uncontracted cc-pVTZ orbital and auxiliary basis, the differences between the shifts in each energy level are smaller than 0.01 eV. In the two larger basis sets, the differences between the almost constant shifts of each energy level are within 0.01 eV. These results are consistent with an almost perfectly constant  $\Delta_{xc}^{CLDA}$  over the whole spatial region where the electronic density of the Ne atom is appreciable.

For the uncontracted cc-pVTZ basis, we performed another check to confirm that the difference between the two xc potentials  $v_{xc}^{N^+}(\mathbf{r})$  and  $v_{xc}^N(\mathbf{r})$  is almost constant over a large region of space. We evaluated the overlaps of the occupied orbitals in the two potentials,  $\langle \phi_i^{N^+} | \phi_i^N \rangle$ ,  $i = 1s, 2s, 2p$  (triply degenerate). We found that the numerical values of all overlaps were indeed very close to one, with the overlap in the worst case differing from one by  $\sim 10^{-7}$ .

In Fig. 11a we show the derivative discontinuity  $\Delta_{xc}^{CLDA}(r)$  as a function of  $r$  (eqn (28)) for uncontracted cc-pVXZ (X = D, T, Q, 5) orbital and auxiliary basis sets. These functions have a plateau at the origin where the atom lies. The extent of the plateau increases with basis set size, and the height decreases and seems to converge. To establish that the discontinuity  $\Delta_{xc}^{CLDA}$  (height of the plateau) indeed converges and does not vanish in the limit of infinite basis set, we plot  $\Delta_{xc}^{CLDA}$  against the inverse of the number of basis set elements,  $n_{bas}$ . The behaviour is fitted well by a straight line with equation  $\Delta_{xc}^{CLDA}(n_{bas}) = 5.6 + 160 \times (n_{bas})^{-1}$ . The extrapolation gives a non-zero derivative discontinuity of 5.6 eV for the infinite basis limit.

## IV. Conclusions

A common theme of popular local and semi-local density-functional approximations is the accuracy imbalance between energy density-functionals, which can be quite accurate, and the corresponding effective KS potentials, with inferior accuracy.<sup>1-3</sup> We have approached this problem from several directions.<sup>4-6</sup> In this paper, we review and expand our work on imposing physical constraints during the energy minimisation in order to yield a more accurate corresponding xc potential.<sup>8-10</sup> Specifically, we investigate the relaxation of a constraint that is computationally expensive and find that its omission leads to well behaved results, except for very small systems with only a few electrons. The constraints we impose raise the total energy minimally<sup>8,10</sup> but have a dramatic impact on the quality of the effective KS potential, giving it the correct asymptotic behaviour and enabling it to exhibit important non-analytic behaviour (derivative discontinuity) shared by the exact KS potential but elusive for the lower rungs of Jacob's ladder of DFAs where semi-local DFAs reside.

## Appendix A

Below we summarize the full computational procedure for the constrained DFA method described in Section II(A).

(1) Make an initial guess for the KS orbitals and the screening density, which is expanded in the auxiliary basis set,

$$\rho_{scr}(\mathbf{r}) = \sum_k \rho_k^s \theta_k(\mathbf{r}). \quad (\text{A1})$$





(2) Construct the matrices

$$A_{kl} = \langle \tilde{\theta}_k | \chi^0 | \tilde{\theta}_l \rangle + \lambda \langle \tilde{\theta}_k | \bar{\chi} | \tilde{\theta}_l \rangle, \quad (\text{A2})$$

$$b_k = \langle \tilde{\theta}_k | b^0 \rangle + \lambda \langle \tilde{\theta}_k | \bar{b} \rangle, \quad \text{where } \tilde{\theta}_k(\mathbf{r}) = \int d\mathbf{r}' \frac{\theta_k(\mathbf{r}')}{|\mathbf{r} - \mathbf{r}'|}. \quad (\text{A3})$$

The vector  $b_k$  contains information about the functional being used (such as LDA), as seen in eqn (16).

(3) Solve the OEP matrix equation,

$$\sum_l A_{kl} \rho_l^s = b_k, \quad (\text{A4})$$

to obtain the updated coefficients  $\rho_l^s$ , under the constraint that  $Q_{\text{scr}} = N - 1$ ,

$$\sum_k \rho_k^s X_k = Q_{\text{scr}}, \quad X_k = \int d\mathbf{r} \theta_k(\mathbf{r}). \quad (\text{A5})$$

This is equivalent to solving the equations

$$\rho_k^s = \sum_l (A)_{kl}^{-1} (b_l + \alpha X_l), \quad (\text{A6})$$

$$\alpha = \frac{Q_{\text{scr}} - \sum_{kl} X_k A_{kl} b_l}{\sum_k X_k^2}. \quad (\text{A7})$$

(4) With the new Hxc potential constructed *via* the screening density from the previous step, diagonalize the KS Fock matrix to update the KS orbitals.

(5) Repeat steps 2–4 until the energy and density matrices are converged.

## Conflicts of interest

There are no conflicts to declare.

## Acknowledgements

N. I. G. and T. P. acknowledge financial support from The Leverhulme Trust, through a Research Project Grant with number RPG-2016-005. N. I. G. thanks Prof. Rod Bartlett for helpful discussions during his visit to Durham University in early 2019 and acknowledges the Institute of Advanced Study at Durham University for hosting this visit. N. I. G. and T. J. C. thank Prof. E. K. U. Gross for helpful discussions. M. J. P. H. gratefully acknowledges support from Prof. E. K. U. Gross.

## References

- 1 R. J. Bartlett, *J. Chem. Phys.*, 2019, **151**, 160901, DOI: 10.1063/1.5116338.
- 2 A. Wasserman, J. Nafziger, K. Jiang, M.-C. Kim, E. Sim and K. Burke, *Annu. Rev. Phys. Chem.*, 2017, **68**, 555, DOI: 10.1146/annurev-physchem-052516-044957, PMID: 28463652.



- 3 E. Sim, S. Song and K. Burke, *J. Phys. Chem. Lett.*, 2018, **9**, 6385.
- 4 N. I. Gidopoulos, *Phys. Rev. A: At., Mol., Opt. Phys.*, 2011, **83**, 040502, DOI: 10.1103/PhysRevA.83.040502.
- 5 T. Hollins, S. Clark, K. Refson and N. Gidopoulos, *J. Phys.: Condens. Matter*, 2016, **29**, 04LT01, <http://stacks.iop.org/0953-8984/29/i=4/a=04LT01>.
- 6 T. J. Callow and N. I. Gidopoulos, *Eur. Phys. J. B*, 2018, **91**, 209.
- 7 T. J. Irons, J. W. Furness, M. S. Ryley, J. Zemen, T. Helgaker and A. M. Teale, *J. Chem. Phys.*, 2017, **147**, 134107.
- 8 N. Gidopoulos and N. Lathiotakis, *J. Chem. Phys.*, 2012, **136**, 224109, DOI: 10.1063/1.4728156.
- 9 N. Gidopoulos and N. N. Lathiotakis, in *Advances In Atomic, Molecular, and Optical Physics*, ed. E. Arimondo, C. C. Lin, and S. F. Yelin, Academic Press, 2015, vol. 64, pp. 129–142, <http://www.sciencedirect.com/science/article/pii/S1049250X15000063>.
- 10 T. Pitts, N. I. Gidopoulos and N. N. Lathiotakis, *Eur. Phys. J. B*, 2018, **91**, 130, DOI: 10.1140/epjb/e2018-90123-8.
- 11 J. Perdew and K. Schmidt, *Density Functional Theory and its Applications to Materials*, American Institute of Physics, Melville, New York, 2001, vol. 577 of API Conference Proceedings, pp. 1–20.
- 12 R. T. Sharp and G. K. Horton, *Phys. Rev.*, 1953, **90**, 317, DOI: 10.1103/PhysRev.90.317.
- 13 J. D. Talman and W. F. Shadwick, *Phys. Rev. A: At., Mol., Opt. Phys.*, 1976, **14**, 36, DOI: 10.1103/PhysRevA.14.36.
- 14 A. Görling, *Phys. Rev. Lett.*, 1999, **83**, 5459, DOI: 10.1103/PhysRevLett.83.5459.
- 15 S. Liu, P. W. Ayers and R. G. Parr, *J. Chem. Phys.*, 1999, **111**, 6197, DOI: 10.1063/1.479924.
- 16 P. W. Ayers and M. Levy, *J. Chem. Phys.*, 2001, **115**, 4438, DOI: 10.1063/1.1379333.
- 17 S. Hirata, S. Ivanov, I. Grabowski, R. J. Bartlett, K. Burke and J. D. Talman, *J. Chem. Phys.*, 2001, **115**, 1635, DOI: 10.1063/1.1381013.
- 18 A. Heßelmann, A. W. Götz, F. Della Sala and A. Görling, *J. Chem. Phys.*, 2007, **127**, 054102, DOI: 10.1063/1.2751159.
- 19 A. Görling, A. Heßelmann, M. Jones and M. Levy, *J. Chem. Phys.*, 2008, **128**, 104104, DOI: 10.1063/1.2826366.
- 20 D. R. Rohr, O. V. Gritsenko and E. J. Baerends, *J. Mol. Struct.: THEOCHEM*, 2006, **762**, 193, ISSN 0166-1280, <http://www.sciencedirect.com/science/article/pii/S0166128005007785>.
- 21 R. Dreizler and E. Gross, *Density Functional Theory: An Approach to the Quantum Many-Body Problem*, 1990.
- 22 V. N. Staroverov, G. E. Scuseria and E. R. Davidson, *J. Chem. Phys.*, 2006, **124**, 141103, DOI: 10.1063/1.2194546.
- 23 N. I. Gidopoulos and N. N. Lathiotakis, *Phys. Rev. A: At., Mol., Opt. Phys.*, 2012, **85**, 052508, DOI: 10.1103/PhysRevA.85.052508.
- 24 C. Friedrich, M. Betzinger and S. Blügel, *Phys. Rev. A: At., Mol., Opt. Phys.*, 2013, **88**, 046501, DOI: 10.1103/PhysRevA.88.046501.
- 25 N. I. Gidopoulos and N. N. Lathiotakis, *Phys. Rev. A: At., Mol., Opt. Phys.*, 2013, **88**, 046502, DOI: 10.1103/PhysRevA.88.046502.
- 26 T. Grabo, T. Kreibich and E. K. U. Gross, *Mol. Eng.*, 1997, **7**, 27.
- 27 E. Engel, in *A Primer in Density Functional Theory*, Springer, 2003, pp. 56–122.



- 28 A. Unsöld, *Z. Phys.*, 1927, **43**, 563.
- 29 J. Krieger, Y. Li and G. Iafrate, *Phys. Rev. A: At., Mol., Opt. Phys.*, 1992, **45**, 101, DOI: 10.1103/PhysRevA.45.101.
- 30 J. Krieger, Y. Li and G. Iafrate, *Phys. Rev. A: At., Mol., Opt. Phys.*, 1992, **46**, 5453, DOI: 10.1103/PhysRevA.46.5453.
- 31 O. V. Gritsenko and E. J. Baerends, *Phys. Rev. A: At., Mol., Opt. Phys.*, 2001, **64**, 042506, DOI: 10.1103/PhysRevA.64.042506.
- 32 F. Della Sala and A. Görling, *J. Chem. Phys.*, 2001, **115**, 5718.
- 33 Q. Wu and W. Yang, *J. Theor. Comput. Chem.*, 2003, **02**, 627, DOI: 10.1142/S0219633603000690.
- 34 T. Heaton-Burgess, F. A. Bulat and W. Yang, *Phys. Rev. Lett.*, 2007, **98**, 256401, DOI: 10.1103/PhysRevLett.98.256401.
- 35 C. Kollmar and M. Filatov, *J. Chem. Phys.*, 2008, **128**, 064101, DOI: 10.1063/1.2834214.
- 36 T. Pitts, S. Bousiadi, N. I. Gidopoulos and N. N. Lathiotakis, not published yet.
- 37 T. H. Dunning, *J. Chem. Phys.*, 1989, **90**, 1007, DOI: 10.1063/1.456153.
- 38 D. E. Woon and T. H. Dunning, *J. Chem. Phys.*, 1993, **98**, 1358, DOI: 10.1063/1.464303.
- 39 M. W. Schmidt, K. K. Baldridge, J. A. Boatz, S. T. Elbert, M. S. Gordon, J. a. H. Jensen, S. Koseki, N. Matsunaga, K. A. Nguyen, S. Su, *et al.*, *J. Comput. Chem.*, 1993, **14**, 1347, DOI: 10.1002/jcc.540141112.
- 40 M. S. Gordon and M. W. Schmidt, in *Theory and Applications of Computational Chemistry*, ed. C. E. Dykstra, G. Frenking, K. S. Kim and G. E. Scuseria, Elsevier, Amsterdam, 2005, pp. 1167–1189, ISBN 978-0-444-51719-7, <http://www.sciencedirect.com/science/article/pii/B9780444517197500846>.
- 41 B. P. Pritchard, D. Altarawy, B. Didier, T. D. Gibson and T. L. Windus, *J. Chem. Inf. Model.*, 2019, **59**, 4814, DOI: 10.1021/acs.jcim.9b00725, PMID: 31600445.
- 42 X. Andrade and A. Aspuru-Guzik, *Phys. Rev. Lett.*, 2011, **107**, 183002, DOI: 10.1103/PhysRevLett.107.183002.
- 43 E. Kraisler and L. Kronik, *J. Chem. Phys.*, 2014, **140**, 18A540.
- 44 B. Senjean and E. Fromager, *Phys. Rev. A*, 2018, **98**, 022513, DOI: 10.1103/PhysRevA.98.022513.
- 45 B. Senjean and E. Fromager, *Int. J. Quantum Chem.*, 2020, e26190.
- 46 A. Guandalini, C. A. Rozzi, E. Räsänen and S. Pittalis, *Phys. Rev. B*, 2019, **99**, 125140, DOI: 10.1103/PhysRevB.99.125140.
- 47 M. J. P. Hodgson, E. Kraisler, A. Schild and E. K. U. Gross, *J. Phys. Chem. Lett.*, 2017, **8**, 5974, DOI: 10.1021/acs.jpclett.7b02615, PMID: 29179553.
- 48 E. Kraisler, M. J. P. Hodgson, E. K. U. Gross, 2020, arXiv:2008.12029.
- 49 T. J. Callow, B. J. Pearce and N. I. Gidopoulos, not published yet.
- 50 T. J. Callow, N. N. Lathiotakis and N. I. Gidopoulos, *J. Chem. Phys.*, 2020, **152**, 164114, DOI: 10.1063/5.0005781.
- 51 Calculated as the negative of the HOMO eigenvalue.
- 52 For brevity we often use the term ‘screening density’. It should not be confused with the similar term used by Baerends *et al.*
- 53 There are some restrictions for this to always hold: (i) the auxiliary basis cannot be significantly larger than the orbital basis and (ii) the value of  $\lambda$  cannot be arbitrarily small in numerical applications.
- 54 Contact N. N. L. at [lathiot@eie.gr](mailto:lathiot@eie.gr) for information.

