




Cite this: *Polym. Chem.*, 2025, **16**, 947

# Photoresponsive polymers for carbodiimide-fueled transient hydrogels†

Ibrahim O. Raji, Torin C. Wilcox, C. Scott Hartley  and Dominik Konkolewicz \*

Light- and carbodiimide-responsive hydrogels were synthesized. An “AND” gate was developed using *ortho*-nitrobenzyl (ONB) protected carboxylic acids in the polymer backbone. Crosslinking was only realized in the presence of both UV stimulus to photocleave the ONB group and carbodiimide fuels to induce anhydride bonds. In the presence of water, the anhydride bonds eventually hydrolyze to carboxylic acids and the system returns to the solution state. The mechanical properties of the out-of-equilibrium hydrogels were investigated using oscillatory rheology to examine the effects of deprotection efficiency, carbodiimide concentration and chain architecture on the hydrogels’ moduli and decrosslinking time. Higher moduli and longer decrosslinking times were found with increased carbodiimide concentration and deprotection efficiency. These discoveries unveil new possibilities for photoresponsive chemically fueled soft materials.

Received 4th November 2024,  
Accepted 7th January 2025

DOI: 10.1039/d4py01244e

rsc.li/polymers

## Introduction

Dissipative self-assembly, driven by continuous energy input fueled by molecules like ATP, is predominant in nature.<sup>1,2</sup> Consequently, chemically fueled, out-of-equilibrium systems have received significant attention in recent years because of their potential in mimicking natural biochemical systems.<sup>3,4</sup> The spatiotemporal regulation of self-assembly in biological systems is enabled by continuous energy input, allowing for intricate processes like intracellular transport and cell division.<sup>5–8</sup> Building on the work initiated by van Esch and Eelkema, significant efforts over the past decade have focused on the development of chemically fueled systems beyond biological systems.<sup>9–11</sup> Recent studies have explored chemically fueled assembly in, for example, dynamic polymer networks,<sup>12</sup> colloidal clusters,<sup>13</sup> and responsive supramolecular structures.<sup>14–16</sup> This marks a significant stride toward practical applications in not only drug delivery<sup>17</sup> but also in customizable biosensing<sup>18</sup> and wearable devices.<sup>19</sup>

Of special interest are systems with components that respond to external stimuli.<sup>20–23</sup> Among the different external stimuli used to influence polymer system properties, light

uniquely provides exact, real-time control over spatiotemporal distribution.<sup>24</sup> One common use of light is to activate or demask photoresponsive protecting groups (PPGs).<sup>25</sup> PPGs use a photochemically sensitive moiety to protect a functional group, enabling a light-triggered approach to unveiling functional groups within soluble organic polymers, biohybrids, and bulk materials.<sup>25,26</sup> Polymers with PPGs are useful in therapeutic delivery, offering precise control over the activation of prodrugs or the decomposition of bioactive nanoparticles.<sup>27–29</sup> Among PPGs, the 2-nitrobenzyl moiety has received the most attention due to its potential to induce light-responsive properties through either bioconjugation,<sup>30</sup> crosslinking,<sup>31–34</sup> *etc.*, to develop photo-responsive polymers.<sup>25,35</sup>

Carbodiimide hydration coupled with the coupling of carboxylic acids into anhydrides has emerged as one of the most versatile chemically fueled systems.<sup>36</sup> In the presence of water, the anhydrides undergo hydrolysis over time and revert to the carboxylic acid resting state. The use of carbodiimide-induced chemistry has been applied to transiently crosslinked networks undergoing a sol–gel–sol transition.<sup>37,38</sup> The mechanical properties of anhydride-crosslinked hydrogels can be controlled using the fuel concentration, polymer composition, temperature and chain length.<sup>12,37,38</sup> In addition, the modulus of a permanently crosslinked network with pendant carboxylic acid groups can be tuned by using EDC to form additional transient crosslinks, and by careful choice of transient network architectures, such as interpenetrated networks, which enables materials with remarkable fracture energies, resilience to compression, and improved deformation capabilities.<sup>39</sup> Wang and colleagues have explored the chemistry of dissipative out-of-equilibrium systems using the temporary cross-

Department of Chemistry and Biochemistry, Miami University, 651 E High St, Oxford, OH, USA. E-mail: d.konkolewicz@miamioh.edu

† Electronic supplementary information (ESI) available: Detailed procedures of the polymerization reactions, deprotection, EDC fueled crosslinking, and characterization methods. Supplemental data of NMR spectra of ONBM monomer, polymer after precipitation, SEC traces of synthesized polymers, NMR of deprotection efficiency and supplemental time sweep data. See DOI: <https://doi.org/10.1039/d4py01244e>

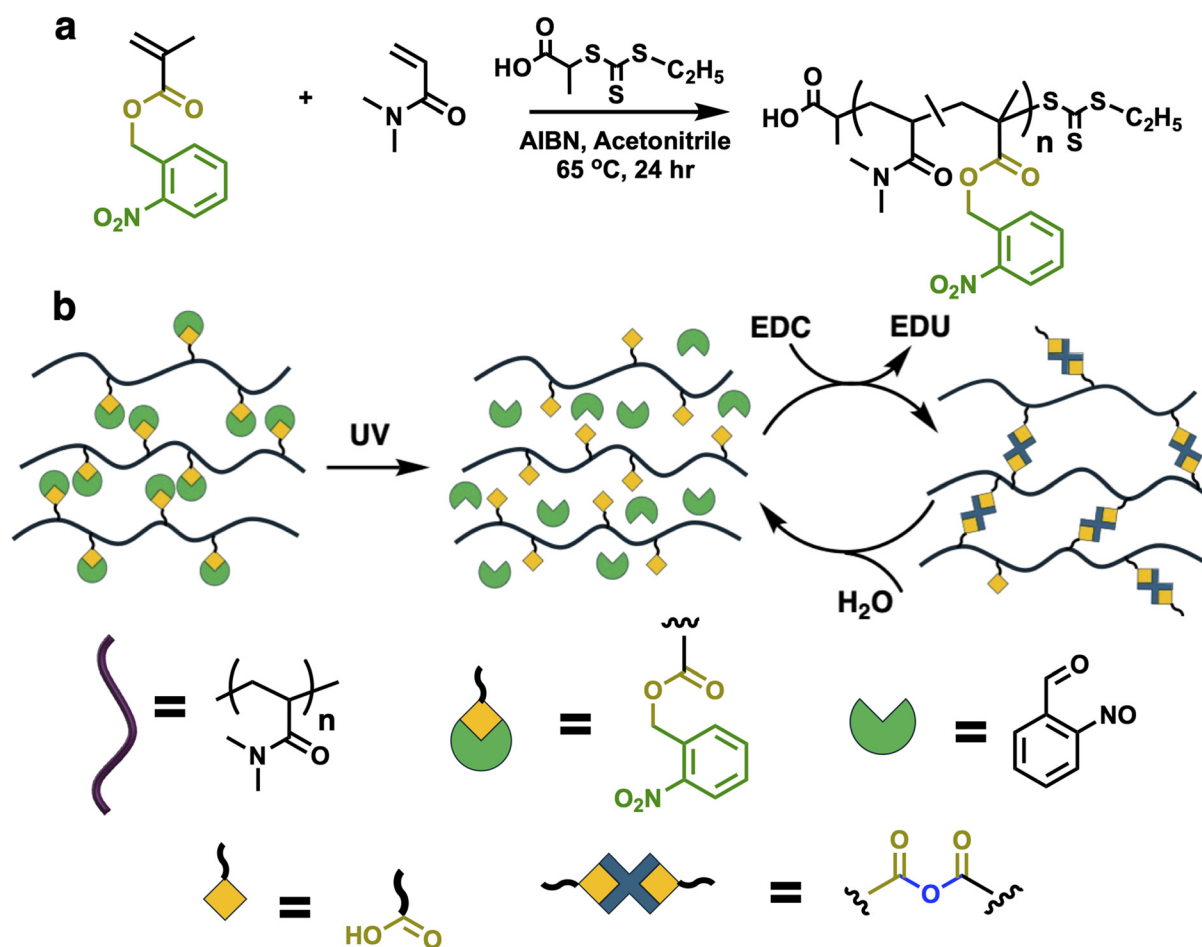
linked network to develop intriguing functional writable, self-erasable and self-healing hydrogels with intricate medical applications.<sup>19</sup> However, in the above examples the carboxylic acid is always exposed, making the materials immediately susceptible to reaction with the carbodiimides. Previous reports<sup>3,37,40,41</sup> established the concept of transiently cross-linked networks based on aqueous polymers with pendant carboxylic acids being treated with carbodiimides to give anhydride-cross-linked hydrogels. No research has been reported on photoresponsive transiently anhydride-crosslinked hydrogels with PPG despite the responsive nature of PPGs. PPGs would allow an additional level of control, since non equilibrium materials properties would be controlled by both the demasking of the PPG, and the carbodiimide.

The present study expands this concept to attach a PPG to the carboxylic acid, which then requires UV deprotection before transient anhydride crosslinks can be formed upon addition of the carbodiimide 1-ethyl-3-(3-dimethylaminopropyl)carbodiimide (EDC). The concept of photoprotection of the carboxylic acid, with its post-deprotection formation of carbodiimides in the presence of EDC, is shown in

Scheme 1b. This work presents photosensitive carbodiimide-fueled transiently crosslinked polymer hydrogels bearing a UV-labile PPG. Upon deprotection, free carboxylic acids can be crosslinked using carbodiimide hydration resulting in transient anhydride-crosslinked hydrogels. The transient hydrogels' mechanical properties are tied to the deprotection extent, fuel concentration and chain architecture. Therefore, anhydride crosslinks can only be formed when the photolabile protected group has been cleaved. This strategy of masked carboxylic groups with photosensitive moiety offers the possibility of photo-removal-on-demand chemically fueled hydrogels.

## Results and discussion

Well-defined copolymers were synthesized using reversible addition-fragmentation chain transfer polymerization (RAFT), as shown in Scheme 1a. The copolymer included 2-nitrobenzyl-methacrylate (ONBM) containing the photolabile-group-protected carboxylic acid and *N,N*-dimethylacrylamide as the core backbone forming monomer. The RAFT chain transfer agent



**Scheme 1** (a) Synthesis of typical ONBM-DMAm co-polymer using RAFT polymerization and (b) photoresponsive out-of-equilibrium dynamic covalent cross-linking of the ONBM-DMAm co-polymer network using EDC as a chemical fuel. Note that the RAFT-synthesized polymer contains a terminal carboxylic acid which can also participate in EDC fueled chemistry before and after photodeprotection of the ONB unit.




was 2-(((ethylthio)-carbonothioyl)thio) propionic acid (PAETC) and the thermal initiator azobisisobutyronitrile (AIBN) were used for polymerization in acetonitrile as solvent. Using RAFT, the chain length and composition of the polymers were varied. The copolymers are denoted poly(ONBM<sub>x</sub>-DMAM<sub>y</sub>) where *x* and *y* represent the total number of repeating units of ONBM and DMAM respectively. The proposed polymers synthesized are poly(ONBM<sub>15</sub>-DMAM<sub>85</sub>), poly(ONBM<sub>15</sub>-DMAM<sub>135</sub>) and poly(ONBM<sub>30</sub>-DMAM<sub>170</sub>) yielding chain lengths of 100, 150 and 200 respectively. However, <sup>1</sup>H NMR confirmed that in all cases the monomer conversion of the polymers was between 90–95% (Fig. S2†), resulting to chain length of 96 poly(ONBM<sub>15</sub>-DMAM<sub>81</sub>), 137 poly(ONBM<sub>15</sub>-DMAM<sub>122</sub>) and 185 poly(ONBM<sub>30</sub>-DMAM<sub>155</sub>), respectively. The chemical composition of the copolymers was carefully designed to enable solubility of the polymer in aqueous media irrespective of the polymer chain length. However, the quantity of the comonomer ONBM moiety used was necessary for solubility and to provide sufficient acid group required for anhydride crosslinks in the presence of EDC. Size exclusion chromatography (SEC) was used to determine the molecular weight dispersity of the polymers which was in the order of 1.25–1.35 (Fig. S3†).

To test the photodeprotection, a polymer solution of poly(ONBM<sub>15</sub>-DMAM<sub>81</sub>) was prepared at 33 wt% polymer in a 1 : 1 mixture of water and *N,N*-dimethylformamide (DMF). The dissolved polymer was exposed to 360 nm UV irradiation with radiation intensity of  $4.8 \pm 0.5 \text{ mW cm}^{-2}$  for 24 h. <sup>1</sup>H NMR spectroscopy showed that the 2-nitrobenzyl moiety of the polymer was more than 95% cleaved (Fig S4d†). After deprotection the solution turned a red/brown color, attributed to the ONB byproduct.

Three control experiments were conducted to validate the “AND” gate concept of the chemically and light responsive gelation. The first control involved protected polymer

solution of poly(ONBM<sub>15</sub>-DMAM<sub>81</sub>) without EDC solution, Fig. 1a. As expected, no trace of gel was observed because there are no free carboxylic acids, nor any EDC to generate crosslinks. In Fig. 1b, the second control was the addition of EDC solution to protected polymer solution of poly(ONBM<sub>15</sub>-DMAM<sub>81</sub>). Predictably, there was no gelation observed because the polymer still has the PPG. The presence of the ONB group masks the potential site for EDC driven anhydride crosslinking. Lastly, the third control involved deprotected polymer solution of poly(ONBM<sub>15</sub>-DMAM<sub>81</sub>) in the absence of EDC solution, Fig. 1c. Unsurprisingly, no gel was formed, because in the absence of the carbodiimide, it was not possible to link the unmasked carboxylic acids to form anhydride.

In Fig. 1d, 1 M EDC solution was added to the protected polymer solution of poly(ONBM<sub>15</sub>-DMAM<sub>81</sub>), which was then exposed to UV 360 nm UV for 1 h leading to the formation of a soft gel. That is, after deprotection, the free carboxylic acids can be crosslinked with the carbodiimide. To create a stronger gel, full deprotection was obtained after 24 h of irradiation, followed by the addition of 1 M EDC solution to the deprotected polymer. 15 min after the addition of the EDC, a hydrogel was formed as depicted in the inverted vial test shown in Fig. 1e, consistent with the formation of an anhydride crosslinked hydrogel. In systems of Fig. 1d and e, the anhydrides eventually hydrolyzed leading to de-gelation and the system returned back to a polymer solution. Importantly, the anhydride-crosslinked network can be formed on repeated cycles with addition of EDC. This is consistent with previous works where transiently crosslinked polymer networks are developed, using EDC hydration to link carboxylic acids as anhydrides and the anhydrides hydrolyzing back to the polymer solution while forming repeated gels upon subsequent EDC addition.<sup>37,38</sup> This indicates the responsiveness of the system and shows that the anhydride crosslinks can be achieved either deprotecting the polymer before adding EDC solution or



**Fig. 1** Inverted vial tests for (a) protected poly(ONBM<sub>15</sub>-DMAM<sub>81</sub>) without the addition of EDC, (b) protected poly(ONBM<sub>15</sub>-DMAM<sub>81</sub>) with EDC added, (c) deprotected poly(ONBM<sub>15</sub>-DMAM<sub>81</sub>) without EDC, (d) protected poly(ONBM<sub>15</sub>-DMAM<sub>81</sub>) with EDC added then exposed to 360 nm UV for 1 h, and (e) deprotected poly(ONBM<sub>15</sub>-DMAM<sub>81</sub>) with EDC added.



deprotecting the polymer upon addition of EDC solution. Overall, the system functions as an AND gate, where both the UV and the EDC stimuli need to be present to induce the macroscopic crosslinking.<sup>18,36</sup> It is important to note that the EDC fueled chemistry generates 1 EDU compound from every EDC consumed; however, prior work has shown that the EDU byproduct has minimal impact on the gelation.<sup>38</sup>

To investigate the mechanical behavior of the anhydride-crosslinked hydrogels, small amplitude oscillatory rheological time sweep experiments were conducted. This enables investigation of the mechanical properties' evolution over time due to the non-equilibrium nature of the chemistry. Specifically, changes in the storage ( $G'$ ) and loss ( $G''$ ) moduli, and therefore the de-gelation times of hydrogels, were examined under various crosslinking conditions. Two key parameters are the peak storage modulus ( $G'_{\max}$ ) which is proportional to the crosslink density in the material,<sup>38,42</sup> and the time needed to degel the network ( $t_{\text{degel}}$ ) as evidenced by the crossover of  $G'$  and  $G''$ , giving  $G' < G''$ . The deprotected polymer solutions and EDC solutions were mixed at room temperature, and the

mixture was injected onto the static Peltier plate of the rheometer. Since UV deprotection is critical to the AND gate and dual stimulus responsiveness of these materials, the effect of UV deprotection extent was explored on the anhydride formation and mechanical properties. Fig. 2 shows how the extent of UV deprotection of the masked acids is critically tied to the transient network properties.

An aqueous polymer solution of poly(ONBM<sub>15</sub>-DMAM<sub>81</sub>) was prepared and exposed to UV light of  $4.8 \pm 0.5 \text{ mW cm}^{-2}$  intensity at different times of 0 h, 8 h 16 h, and 24 h. At 0 h irradiation essentially all the ONB groups remained in place leading to no free carboxylic acid groups to form anhydrides upon EDC treatment. This gave very low moduli, which were not reliably measured on the rheometer. However, after 8 h UV irradiation, ~15% deprotection of 2-nitrobenzyl was observed (Fig. S4b†) and the ~15% deprotected polymer solution was reacted with 1 M EDC. As shown in Fig. 2a, the time sweep plot indicates that no gel was formed as the mixture remained a rheological liquid in which the  $G''$  is higher than  $G'$  by about 1 order of magnitude. This could be attributed to insufficient



Fig. 2 Typical rheology time sweeps at 15 °C using a frequency of  $10 \text{ rad s}^{-1}$  for poly(ONBM<sub>15</sub>-DMAM<sub>81</sub>) exposed to 360 nm UV for (a) 8 h then 1 M EDC, (b) 8 h then 2 M EDC (c) 16 h then 1 M EDC and (d) 24 h then 1 M EDC.





free acids to form anhydrides due to ~85% of the acids still being masked with the 2-nitrobenzyl group. Upon increasing the concentration of fuel from 1 M to 2 M EDC, a soft gel with  $G'$  greater than  $G''$  was formed,  $G'_{\max}$  of about 0.05 kPa and  $t_{\text{degel}}$  of ~15 min was formed in Fig. 2b. This shows that despite the low deprotection efficiency of 2-nitrobenzyl group, excess fuel can still potentially crosslink the available free acids to form anhydrides with a relatively short lifetime. Compared to 8 h irradiation time, 16 h of UV exposure showed about 33% deprotection efficiency (Fig. S4c†). This increased the formed crosslinks, with a higher  $G'_{\max} \sim 1$  kPa, with  $G'$  significantly above  $G''$  until the  $t_{\text{degel}}$  of ~50 min. This is attributed to the formation of more anhydride crosslinks as a result of more free acids in the system, unlike the conditions in Fig. 2b with lesser deprotection efficiency. Predictably, more than 95% of the ONB groups were successfully deprotected at 24 h UV irradiation (Fig. S4d†) which resulted in an even more stable gel compared to gels formed with less than 50% of deprotection efficiency. With  $G'_{\max} \sim 5$  kPa and  $t_{\text{degel}} \sim 300$  min, this is similar to previous gels formed through EDC hydration

of carboxylic acids to form transiently crosslinked anhydrides.<sup>37,38</sup>

To test whether the fully deprotected polymers perform similarly to previously reported MAA-based systems, the mechanical properties of the fully deprotected polymers were investigated. In all cases the polymers were exposed to the UV source for 24 h. As seen in Fig. 3, time sweep experiments for each system showed the formation of rheological solids with  $G'$  greater than  $G''$  which indicates the formation of gel materials due to the formation of anhydride bonds. Over time, the anhydride-based crosslinks hydrolyze, with all time sweep data in Fig. 3a–d showing a final crossover between  $G'$  and  $G''$ . The results in Fig. 3 are comparable with the EDC-fueled transiently crosslinked diacids leading to anhydride formation in previous studies.<sup>37,38</sup> In Fig. 3a–d, the effect of EDC concentration is not only evident on  $G'_{\max}$  but also on the  $t_{\text{degel}}$  to occur in systems with poly(ONBM<sub>15</sub>–DMAM<sub>81</sub>) irradiated for 24 h under 360 nm UV. In Fig. 3a with 0.5 M of EDC fuel, there's a relatively lower modulus of  $G'_{\max} \sim 0.1$  kPa and shorter crossover time of  $t_{\text{degel}} \sim 15$  min compared to Fig. 3b–d



Fig. 3 Typical rheology time sweeps at 15 °C using a frequency of 10 rad s<sup>−1</sup> for deprotected poly(ONBM<sub>15</sub>–DMAM<sub>81</sub>) with (a) 0.5 M, (b) 1.0 M, (c) 1.5 M and, (d) 2.0 M concentrations of EDC.



with higher fuel concentration. Using a fuel concentration of 2.0 M gave  $G'_{\max} \sim 30$  kPa and a longer crossover time of  $t_{\text{degel}} \sim 800$  min. The relatively small increase in  $G'$  after the crossover could be due to some solvent evaporation with the longer experimental timescale. With intermediate concentrations of EDC, the peak storage modulus and crossover time were intermediate between the extremes that occur at 0.5 M and 2.0 M. These findings showed that EDC fuels added to aqueous polymer solution with free diacids result in transiently cross-linked anhydrides which hydrolyze back to its original state over time. The properties of the gel can be fine-tuned with respect to the concentration of EDC-fuel added. However, as identified in the control experiments, this is strictly dependent on the prior deprotection of ONB group. The effect of polymer chain length on rheological properties of the materials was also investigated, looking at polymers with primary chain lengths of 100 with poly(ONBM<sub>15</sub>-DMAm<sub>81</sub>) and 150 with poly(ONBM<sub>15</sub>-DMAm<sub>122</sub>), keeping the same number of potential crosslinkers per chain. These ratios were carefully designed to accommodate the solubility of the polymer materials in

aqueous solution as the ONB group reduced the solubility of the polymer in aqueous medium. As seen in Fig. 4, irrespective of the chain length and the ratio of the ONBM group to DMAM, all networks had  $G'$  exceeds  $G''$  while  $G'$  dominates for several minutes, indicating anhydride formation and a gel or solid material.

Poly(ONBM<sub>15</sub>-DMAm<sub>122</sub>) had a shorter  $t_{\text{degel}}$  at  $\sim 100$  min compared to  $t_{\text{degel}} \sim 300$  min for poly(ONBM<sub>15</sub>-DMAm<sub>81</sub>) as shown in Fig. 4. Similarly, poly(ONBM<sub>15</sub>-DMAm<sub>122</sub>) had a lower  $G'_{\max}$  of  $\sim 1$  kPa compared to  $G'_{\max} \sim 5$  kPa for poly(ONBM<sub>15</sub>-DMAm<sub>81</sub>), which could be because there is more space between the deprotected acid groups leading to less efficient crosslinking. Time sweep data in Fig. S6† showed that poly(ONBM<sub>30</sub>-DMAm<sub>155</sub>) had the longest transient network timescale of  $t_{\text{degel}} \sim 1700$  min. However, this material also had a slight increase in moduli at long times which could be due to unavoidable evaporation at these long timescales. The increase in  $t_{\text{degel}}$  as the chain length increases could be due to more efficient crosslinking due to longer polymer facilitating connections between chains. This trend is consistent with similar reports on the influence of chain length on the de-crosslinking times of anhydride hydrolysis.<sup>12,38</sup>



Fig. 4 Typical rheology time sweeps at 15 °C using a frequency of 10 rad s<sup>-1</sup> with 1 M EDC for deprotected (a) poly(ONBM<sub>15</sub>-DMAm<sub>81</sub>) and (b) poly(ONBM<sub>15</sub>-DMAm<sub>122</sub>).

## Conclusion

In conclusion, RAFT polymerization was used to synthesize photolabile copolymers of ONBM and DMAM with varied architecture. Photoresponsive carbodiimide-fueled and transiently anhydride crosslinked networks were synthesized based on the hydration of unmasked acids to anhydrides. This creates an “AND” gate where both UV and carbodiimide stimuli are needed to induce transient network formation. Oscillatory rheological tests were used to investigate the properties of the resulting hydrogels based on factors like EDC fuel concentration, UV deprotection efficiency and polymer chain length. Tuning EDC fuel concentration showed an increase in the peak  $G'$  and degelation time as fuel concentration was increased. Also, higher deprotection efficiency significantly led to higher de-gelation time and increased the peak  $G'$  while no gel was formed with protected polymer bearing 2-nitrobenzyl moiety. These findings are pertinent for potential applications where gelation time can be tuned by varying either fuel concentration, UV deprotection or polymer architecture. Future research exploring PPGs with different deprotection wavelength are anticipated to enable a broad range of tunability in mechanical performance for different photoreponsive chemically fueled transiently crosslinked polymer.

## Data availability

Data for this article, including polymer characterization and rheological data are available at Miami University Scholarly Commons at <https://hdl.handle.net/2374.MIA/7004>.



## Conflicts of interest

There are no conflicts to declare.

## Acknowledgements

This work was supported by United States Department of Energy, Office of Science, Basic Energy Sciences, under Award No. DE-SC0018645.

## References

- 1 R. Moreno-Sánchez, A. Marín-Hernández, E. Saavedra, J. P. Pardo, S. J. Ralph and S. Rodríguez-Enríquez, *Int. J. Biochem. Cell Biol.*, 2014, **50**, 10–23.
- 2 M. Bonora, S. Patergnani, A. Rimessi, E. de Marchi, J. M. Suski, A. Bononi, C. Giorgi, S. Marchi, S. Missiroli, F. Poletti, M. R. Wieckowski and P. Pinton, *Purinergic Signalling*, 2012, **8**, 343–357.
- 3 B. Rieß, R. K. Grötsch and J. Boekhoven, *Chem*, 2020, **6**, 552–578.
- 4 L. S. Kariyawasam, M. M. Hossain and C. S. Hartley, *Angew. Chem., Int. Ed.*, 2021, **60**, 12648–12658.
- 5 J. A. Knoblich, *Nat. Rev. Mol. Cell Biol.*, 2010, **11**, 849–860.
- 6 T. E. Gillies and C. Cabernard, *Curr. Biol.*, 2011, **21**, R599–R609.
- 7 A. A. Mironov and G. V. Beznoussenko, *Front. Cell Dev. Biol.*, 2019, **7**, 146.
- 8 S. S. Mogre, A. I. Brown and E. F. Koslover, *Phys. Biol.*, 2020, **17**, 061003.
- 9 J. Boekhoven, A. M. Brizard, K. N. K. Kowli, G. J. M. Koper, R. Eelkema and J. H. van Esch, *Angew. Chem.*, 2010, **122**, 4935–4938.
- 10 S. A. P. Van Rossum, M. Tena-Solsona, J. H. Van Esch, R. Eelkema and J. Boekhoven, *Chem. Soc. Rev.*, 2017, **46**, 5519–5535.
- 11 E. J. Johnston, E. L. Rylott, E. Beynon, A. Lorenz, V. Chechik and N. C. Bruce, *Science*, 2015, **349**, 1072–1075.
- 12 C. W. H. Rajawasam, C. Tran, M. Weeks, K. S. McCoy, R. Ross-Shannon, O. J. Dodo, J. L. Sparks, C. S. Hartley and D. Konkolewicz, *J. Am. Chem. Soc.*, 2023, **145**, 5553–5560.
- 13 B. G. P. Van Ravensteijn, W. E. Hendriksen, R. Eelkema, J. H. Van Esch and W. K. Kegel, *J. Am. Chem. Soc.*, 2017, **139**, 9763–9766.
- 14 A. Sorrenti, J. Leira-Iglesias, A. J. Markvoort, T. F. A. De Greef and T. M. Hermans, *Chem. Soc. Rev.*, 2017, **46**, 5476–5490.
- 15 R. K. Grötsch and J. Boekhoven, in *Self-Assembling Biomaterials: Molecular Design, Characterization and Application in Biology and Medicine*, Elsevier, 2018, pp. 235–250.
- 16 J. Leira-Iglesias, A. Sorrenti, A. Sato, P. A. Dunne and T. M. Hermans, *Chem. Commun.*, 2016, **52**, 9009–9012.
- 17 S. Bai, X. Niu, H. Wang, L. Wei, L. Liu, X. Liu, R. Eelkema, X. Guo, J. H. van Esch and Y. Wang, *Chem. Eng. J.*, 2021, **414**, 128877.
- 18 J. Heckel, S. Loescher, R. T. Mathers and A. Walther, *Angew. Chem., Int. Ed.*, 2021, **60**, 7117–7125.
- 19 M. Cheng, C. Qian, Y. Ding, Y. Chen, T. Xiao, X. Lu, J. Jiang and L. Wang, *ACS Mater. Lett.*, 2020, **2**, 425–429.
- 20 P. Chakma, L. H. Rodrigues Possarle, Z. A. Digby, B. Zhang, J. L. Sparks and D. Konkolewicz, *Polym. Chem.*, 2017, **8**, 6534–6543.
- 21 N. Nath and A. Chilkoti, *Adv. Mater.*, 2002, **14**, 1243–1247.
- 22 P. Schattling, F. D. Jochum and P. Theato, *Polym. Chem.*, 2014, **5**, 25–36.
- 23 M. Wei, Y. Gao, X. Li and M. J. Serpe, *Polym. Chem.*, 2017, **8**, 127–143.
- 24 X. Hu, Z. Qureishi and S. W. Thomas, *Chem. Mater.*, 2017, **29**, 2951–2960.
- 25 N. De Alwis Watuthanthrige, P. N. Kurek and D. Konkolewicz, *Polym. Chem.*, 2018, **9**, 1557–1561.
- 26 A. Bagheri, J. Yeow, H. Arandiyani, J. Xu, C. Boyer and M. Lim, *Macromol. Rapid Commun.*, 2016, **37**, 905–910.
- 27 S. K. Choi, M. Verma, J. Silpe, R. E. Moody, K. Tang, J. J. Hanson and J. R. Baker, *Bioorg. Med. Chem.*, 2012, **20**, 1281–1290.
- 28 Y. Li, Y. Zhang and W. Wang, *Nano Res.*, 2018, **11**, 5424–5438.
- 29 J. Liu, W. Kang and W. Wang, *Photochem. Photobiol.*, 2022, **98**, 288–302.
- 30 S. Kumar, D. Kumar, R. Ahirwar and P. Nahar, *Anal. Bioanal. Chem.*, 2016, **408**, 6945–6956.
- 31 V. Gaud, F. Rougé, Y. Gnanou and J. P. Desvergne, *React. Funct. Polym.*, 2012, **72**, 521–532.
- 32 G. Chang, Y. Zhao, B. Zhao, X. Yang, S. Zhang, C. Wang and Z. Wang, *Anal. Chim. Acta*, 2023, **1238**, 340638.
- 33 M. Kim and H. Chung, *Polym. Chem.*, 2017, **8**, 6300–6308.
- 34 V. V. Ramanan, J. S. Katz, M. Guvendiren, E. R. Cohen, R. A. Marklein and J. A. Burdick, *J. Mater. Chem.*, 2010, **20**, 8920–8926.
- 35 H. Zhao, E. S. Sterner, E. B. Coughlin and P. Theato, *Macromolecules*, 2012, **45**, 1723–1736.
- 36 M. Tena-Solsona, B. Rieß, R. K. Grötsch, F. C. Löhner, C. Wanzke, B. Käs Dorf, A. R. Bausch, P. Müller-Buschbaum, O. Lieleg and J. Boekhoven, *Nat. Commun.*, 2017, **8**, 15895.
- 37 B. Zhang, I. M. Jayalath, J. Ke, J. L. Sparks, C. S. Hartley and D. Konkolewicz, *Chem. Commun.*, 2019, **55**, 2086–2089.
- 38 O. J. Dodo, L. Petit, C. W. H. Rajawasam, C. S. Hartley and D. Konkolewicz, *Macromolecules*, 2021, **54**, 9860–9867.
- 39 C. W. H. Rajawasam, C. Tran, J. L. Sparks, W. H. Krueger, C. S. Hartley and D. Konkolewicz, *Angew. Chem., Int. Ed.*, 2024, **63**, e202400843.
- 40 L. S. Kariyawasam, M. M. Hossain and C. S. Hartley, *Angew. Chem., Int. Ed.*, 2021, **60**, 12648–12658.
- 41 X. Chen, M. A. Würbser and J. Boekhoven, *Acc. Mater. Res.*, 2023, **4**, 416–426.
- 42 R. T. Deam and S. F. Edwards, *Philos. Trans. R. Soc., A*, 1976, **280**, 317–353.

